

XXVIII Cto. RACE de Turismos

“Memorial Fernando Falcó”

División 1

5ª Prueba

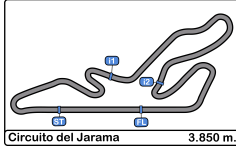
Circuito del Jarama

11 de septiembre de 2021

Results booklet



Provided by Cronococa S.L.
www.cronococa.com

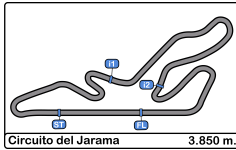


Circuito del Jarama
División 1
Entrenamiento Cronometrado
Resultados Provisionales

Cls	Nº	Concursante	Piloto 1	Piloto 2	Vehiculo	Cat	Cl	N.V.	V.R.	Tiempo	Dif 1º	Dif Ant.	Km/h
1	6	SMC Motorsport	Fernando Navarrete Perdices		BMW E36 325i	EN-3	1	10	9	1:55.325			120.1
2	12	JOSE G. VILLANUEVA RUIZ	Diego Villanueva Capote	<u>Álvaro Villanueva Capote</u>	BMW E36 325i	EN-3	2	17	12	1:55.716	0.391	0.391	119.7
3	9	EFICAR TEAM	Santiago Castilla Salinero		HYUNDAI GETZ 1.5 CRDi	3	1	13	12	1:55.751	0.426	0.035	119.7
4	19	CLUB JARAMA SPORT	Adrián Martín Abrales		HYUNDAI GETZ 1.5 CRDi	3	2	13	11	1:58.206	2.881	2.455	117.2
5	28	VSR	Pedro David Moya Rodríguez		BMW E36 325i	EN-3	3	7	6	1:59.377	4.052	1.171	116.1
6	49	EFICAR TEAM	Teodosio A. Pérez Palomo		BMW E36 325i	EN-3	4	16	6	1:59.842	4.517	0.465	115.6
7	16	R A C E	Eduardo Alonso De Pablo		BMW E36 325i	EN-3	5	9	5	2:00.202	4.877	0.360	115.3
8	2	C.D.E. ULTIMA VUELTA	José M. Serrano Gutierrez		VOLKSWAGEN GOLF GTI	EN-2	1	12	11	2:01.405	6.080	1.203	114.1
9	29	A.E.C.D.	Lucas González-Anleo Polo	Jorge Lopez Atienza	BMW E36 325i	EN-3	6	15	3	2:01.873	6.548	0.468	113.7
10	11	ESCUADERIA LE MANS	Miguel Gómez Perales	Juan José Rios Gullon	NISSAN PRIMERA	EN-2	2	14	7	2:01.897	6.572	0.024	113.7
11	15	DANIEL DEL MORAL	Guillermo Del Moral García		HYUNDAI ACCENT	3	3	12	9	2:04.401	9.076	2.504	111.4
12	25	JUAN FCO. SANCHEZ	Juan Fco. Sánchez Jiménez		HYUNDAI ACCENT	3	4	17	11	2:06.047	10.722	1.646	109.9
13	4	C.D.E. ULTIMA VUELTA	Cristian Sosa De Ana		CITROEN AX	3	5	13	7	2:06.291	10.966	0.244	109.7
14	45	RASANTE SPORT	Sergio Cabal Diez		CITROEN SAXO VTS	1	1	9	7	2:07.603	12.278	1.312	108.6
15	17	CLUB JARAMA SPORT	Victor Garrido González		Peugeot 206 GTI	EN-2	3	13	12	2:09.443	14.118	1.840	107.0
16	26	FED. ANDALUZA DE	Fco. Manuel Puertas Pérez		TOYOTA AYGO	CK	1	14	10	2:16.861	21.536	7.418	101.2
17	38	ESCUADERIA CENTRO	Mihai Smetanca		TOYOTA AYGO	CK	2	15	9	2:17.117	21.792	0.256	101.0
18	21	VSR	Marco Aguilera Lopez		TOYOTA AYGO	CK	3	14	13	2:17.288	21.963	0.171	100.9
19	65	C.D.E. ULTIMA VUELTA	Rubén González Checa		TOYOTA AYGO	CK	4	13	8	2:17.505	22.180	0.217	100.7
20	47	C.D.E. ULTIMA VUELTA	Alberto Gonzalez Checa		TOYOTA AYGO	CK	5	13	11	2:17.518	22.193	0.013	100.7
21	20	ESCUADERIA 1000 LAGOS	Vivi Garcia Pérez		TOYOTA AYGO	CK	6	14	2	2:19.649	24.324	2.131	99.2
22	31	RASANTE SPORT	Alejandro A. Ramos Corrales		TOYOTA AYGO	CK	7	14	13	2:20.166	24.841	0.517	98.8
23	18	C.D.E. ULTIMA VUELTA	Eugenio García Valentín		TOYOTA AYGO	CK	8	14	8	2:21.127	25.802	0.961	98.2
24	48	ESCUADERIA CENTRO	José Luis Crespillo Calderon		DATSUN 1200	EN-1	1	9	8	2:21.205	25.880	0.078	98.1
25	7	A.E.C.D.	Guillermo Velasco Ortega		DATSUN 1200	EN-1	2	13	12	2:22.568	27.243	1.363	97.2

Publicada a las:.....

Comisarios Deportivos:	Director de Carrera:	Cronometrador:
-------------------------------	-----------------------------	---------------------------

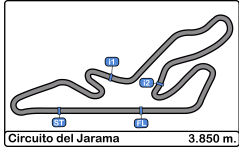


Circuito del Jarama
División 1
Entrenamiento Cronometrado
Resultados Provisionales por Categoría

Cls	Nº	Concursante	Piloto 1	Piloto 2	Vehiculo	Cat	Cl	N.V.	V.R.	Tiempo	Dif 1º	Dif Ant.	Km/h
Copa KOBE Circuitos 2021													
1	26	FED. ANDALUZA DE	Fco. Manuel Puertas Pérez		TOYOTA AYGO	CK	1	14	10	2:16.861			101.2
2	38	ESCUDERIA CENTRO	Mihai Smetanca		TOYOTA AYGO	CK	2	15	9	2:17.117	0.256	0.256	101.0
3	21	VSR	Marco Aguilera Lopez		TOYOTA AYGO	CK	3	14	13	2:17.288	0.427	0.171	100.9
4	65	C.D.E. ULTIMA VUELTA	Rubén González Checa		TOYOTA AYGO	CK	4	13	8	2:17.505	0.644	0.217	100.7
5	47	C.D.E. ULTIMA VUELTA	Alberto Gonzalez Checa		TOYOTA AYGO	CK	5	13	11	2:17.518	0.657	0.013	100.7
6	20	ESCUDERIA 1000 LAGOS	Vivi Garcia Pérez		TOYOTA AYGO	CK	6	14	2	2:19.649	2.788	2.131	99.2
7	31	RASANTE SPORT	Alejandro A. Ramos Corrales		TOYOTA AYGO	CK	7	14	13	2:20.166	3.305	0.517	98.8
8	18	C.D.E. ULTIMA VUELTA	Eugenio García Valentín		TOYOTA AYGO	CK	8	14	8	2:21.127	4.266	0.961	98.2
Categoría 1													
1	45	RASANTE SPORT	Sergio Cabal Diez		CITROEN SAXO VTS	1	1	9	7	2:07.603			108.6
Categoría 3													
1	9	EFICAR TEAM	Santiago Castilla Salinero		HYUNDAI GETZ 1.5 CRDi	3	1	13	12	1:55.751			119.7
2	19	CLUB JARAMA SPORT	Adrián Martín Abrales		HYUNDAI GETZ 1.5 CRDi	3	2	13	11	1:58.206	2.455	2.455	117.2
3	15	DANIEL DEL MORAL	Guillermo Del Moral García		HYUNDAI ACCENT	3	3	12	9	2:04.401	8.650	6.195	111.4
4	25	JUAN FCO. SANCHEZ	Juan Fco. Sánchez Jiménez		HYUNDAI ACCENT	3	4	17	11	2:06.047	10.296	1.646	109.9
5	4	C.D.E. ULTIMA VUELTA	Cristian Sosa De Ana		CITROEN AX	3	5	13	7	2:06.291	10.540	0.244	109.7
Categoría Endurance Type 1													
1	48	ESCUDERIA CENTRO	José Luis Crespillo Calderon		DATSUN 1200	EN-1	1	9	8	2:21.205			98.1
2	7	A.E.C.D.	Guillermo Velasco Ortega		DATSUN 1200	EN-1	2	13	12	2:22.568	1.363	1.363	97.2
Categoría Endurance Type 2													
1	2	C.D.E. ULTIMA VUELTA	José M. Serrano Gutierrez		VOLKSWAGEN GOLF GTI	EN-2	1	12	11	2:01.405			114.1
2	11	ESCUDERIA LE MANS	Miguel Gómez Perales	Juan José Rios Gullon	NISSAN PRIMERA	EN-2	2	14	7	2:01.897	0.492	0.492	113.7
3	17	CLUB JARAMA SPORT	Victor Garrido González		Peugeot 206 GTI	EN-2	3	13	12	2:09.443	8.038	7.546	107.0
Categoría Endurance Type 3													
1	6	SMC Motorsport	Fernando Navarrete Perdices		BMW E36 325i	EN-3	1	10	9	1:55.325			120.1
2	12	JOSE G. VILLANUEVA RUIZ	Diego Villanueva Capote	Álvaro Villanueva Capote	BMW E36 325i	EN-3	2	17	12	1:55.716	0.391	0.391	119.7

Publicada a las:.....

Comisarios Deportivos:	Director de Carrera:	Cronometrador:
-------------------------------	-----------------------------	---------------------------



Circuito del Jarama

División 1

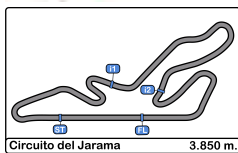
Entrenamiento Cronometrado

Resultados Provisionales por Categoría

3	28	VSR	Pedro David Moya Rodríguez	BMW E36 325i	EN-3	3	7	6	1:59.377	4.052	3.661	116.1	
4	49	EFICAR TEAM	Teodosio A. Pérez Palomo	BMW E36 325i	EN-3	4	16	6	1:59.842	4.517	0.465	115.6	
5	16	R A C E	Eduardo Alonso De Pablo	BMW E36 325i	EN-3	5	9	5	2:00.202	4.877	0.360	115.3	
6	29	A.E.C.D.	Lucas González-Anleo Polo	Jorge Lopez Atienza	BMW E36 325i	EN-3	6	15	3	2:01.873	6.548	1.671	113.7

Publicada a las:.....

Comisarios Deportivos:	Director de Carrera:	Cronometrador: 
-------------------------------	-----------------------------	---



Circuito del Jarama
División 1
Entrenamiento Cronometrado
Tiempos Por Vuelta

2 José M. Serrano Gutierrez VOLKSWAGEN GOLF GTI **7** Guillermo Velasco Ortega DATSUN 1200
 EN-2 C.D.E. ULTIMA VUELTA EN-1 A.E.C.D.

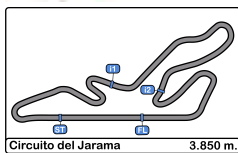
Vta. D	Tiempo	Sector 1	Sector 2	Sector 3	V. Max.	Elapsed	Vta. D	Tiempo	Sector 1	Sector 2	Sector 3	V. Max.	Elapsed
1	10:49:29.525			10:49:29.525		10:49:29.525	1	10:49:14.951	10:47:38.195	54.874	41.882	56.7	10:49:14.951
2	6:43.947 P			10:56:13.472		10:56:13.472	2	2:26.221	55.245	50.341	40.635	139.3	10:51:41.172
3	3:28.645	2:03.523	50.759	34.363	79.0	10:59:42.117	3	2:35.530 P	54.768	50.326	50.436	142.1	10:54:16.702
4	2:02.526	46.561	41.239	34.726	188.4	11:01:44.643	4	4:10.755	2:38.192	50.813	41.750	61.0	10:58:27.457
5	2:02.303	46.687	41.329	34.287	188.8	11:03:46.946	5	2:23.700	54.611	49.265	39.824	141.5	11:00:51.157
6	2:03.215	46.991	41.400	34.824	184.3	11:05:50.161	6	2:25.479	54.713	50.277	40.489	139.8	11:03:16.636
7	2:02.180	46.748	41.117	34.315	188.4	11:07:52.341	7	2:27.261	54.770	52.247	40.244	141.3	11:05:43.897
8	2:34.732 P	54.127	51.389	49.216	142.4	11:10:27.073	8	2:24.178	54.567	49.541	40.070	140.9	11:08:08.075
9	5:05.453	3:43.263	47.715	34.475	70.8	11:15:32.526	9	2:23.917	54.235	49.888	39.794	142.6	11:10:31.992
10	2:05.615	46.511	44.904	34.200	188.4	11:17:38.141	10	2:27.943	55.585	51.396	40.962	141.7	11:12:59.935
11	2:01.405	46.349	40.876	34.180	187.5	11:19:39.546	11	2:23.558	55.314	48.948	39.296	140.9	11:15:23.493
12	2:38.471 P	53.270	54.351	50.850	141.7	11:22:18.017	12	2:22.568	54.171	48.965	39.432	142.2	11:17:46.061
13							13	2:43.676 P	56.859	53.497	53.320	121.8	11:20:29.737

4 Cristian Sosa De Ana CITROEN AX **9** Santiago Castilla Salinero HYUNDAI GETZ 1.5 CRDi
 3 C.D.E. ULTIMA VUELTA 3 EFICAR TEAM

Vta. D	Tiempo	Sector 1	Sector 2	Sector 3	V. Max.	Elapsed	Vta. D	Tiempo	Sector 1	Sector 2	Sector 3	V. Max.	Elapsed
1	10:48:48.886	10:47:23.030	48.446	37.410	67.3	10:48:48.886	1	10:49:14.777	10:47:55.283	45.272	34.222	83.9	10:49:14.777
2	2:08.967	49.753	43.759	35.455	160.4	10:50:57.853	2	1:59.590	46.005	40.492	33.093	181.2	10:51:14.367
3	2:07.594	49.126	43.041	35.427	168.7	10:53:05.447	3	2:00.391	46.856	40.667	32.868	174.4	10:53:14.758
4	2:07.270	48.956	42.921	35.393	162.4	10:55:12.717	4	1:57.812	45.089	39.891	32.832	185.2	10:55:12.570
5	2:16.076 P	48.686	43.015	44.375	167.4	10:57:28.793	5	2:17.601 P	49.360	45.211	43.030	165.3	10:57:30.171
6	4:15.093	2:55.418	43.677	35.998	70.2	11:01:43.886	6	6:52.310	5:39.527	40.259	32.524	93.9	11:04:22.481
7	2:06.291	48.437	42.559	35.295	165.8	11:03:50.177	7	1:56.260	44.392	39.463	32.405	186.2	11:06:18.741
8	2:06.813	48.494	42.567	35.752	167.1	11:05:56.990	8	1:58.978	44.534	40.076	34.368	187.5	11:08:17.719
9	2:06.589	48.283	42.785	35.521	167.9	11:08:03.579	9	2:17.310 P	44.621	45.601	47.088	186.8	11:10:35.029
10	2:06.573	48.548	42.534	35.491	166.4	11:10:10.152	10	4:04.236	2:52.127	39.422	32.687	93.3	11:14:39.265
11	2:07.079	48.746	42.655	35.678	167.7	11:12:17.231	11	1:56.456	44.425	39.459	32.572	186.8	11:16:35.721
12	2:06.613	48.496	42.456	35.661	165.6	11:14:23.844	12	1:55.751	44.094	39.202	32.455	189.1	11:18:31.472
13	2:16.971 P	48.083	42.468	46.420	171.1	11:16:40.815	13	2:21.980 P	48.935	46.669	46.376	153.8	11:20:53.452

6 Fernando Navarrete Perdices BMW E36 325i **11** Gómez Perales - Rios Gullon NISSAN PRIMERA
 EN-3 SMC Motorsport EN-2 ESCUDERIA LE MANS

Vta. D	Tiempo	Sector 1	Sector 2	Sector 3	V. Max.	Elapsed	Vta. D	Tiempo	Sector 1	Sector 2	Sector 3	V. Max.	Elapsed
1	10:47:40.395	10:46:27.273	40.242	32.880	68.0	10:47:40.395	1	10:47:59.222			10:47:59.222		10:47:59.222
2	1:57.194	45.358	39.337	32.499	198.5	10:49:37.589	2	4:11.194			10:52:10.416		10:52:10.416
3	1:55.380	43.586	39.229	32.565	201.8	10:51:32.969	3	2:03.943			10:54:14.359		10:54:14.359
4	1:57.981	44.499	39.069	34.413	204.1	10:53:30.950	4	2:03.026			10:56:17.385		10:56:17.385
5	2:10.527 P	44.713	39.257	46.557	193.8	10:55:41.477	5	2:18.357 P			10:58:35.742		10:58:35.742
6	10:49.886	9:37.597	39.652	32.637	101.9	11:06:31.363	6	2:47.342	1:28.878	41.503	36.961	99.6	11:01:23.084
7	1:55.934	44.574	38.923	32.437	198.8	11:08:27.297	7	2:01.897	46.879	40.472	34.546	185.8	11:03:24.981
8	1:55.720	44.331	38.838	32.551	199.2	11:10:23.017	8	2:04.441	46.751	40.493	37.197	185.2	11:05:29.422
9	1:55.325	43.938	38.897	32.490	200.7	11:12:18.342	9	2:05.579	46.850	41.380	37.349	183.9	11:07:35.001
10	2:21.591 P	49.925	44.167	47.499	176.1	11:14:39.933	10	2:04.197	46.975	42.553	34.669	182.4	11:09:39.198
							11	2:10.847 P	47.320	42.794	40.733	184.6	11:11:50.045
							12	4:43.595	3:24.865	43.524	35.206	93.0	11:16:33.640
							13	2:06.105	49.037	41.879	35.189	168.7	11:18:39.745
							14	2:15.707 P	48.288	42.076	45.343	172.8	11:20:55.452



Circuito del Jarama
División 1
Entrenamiento Cronometrado
Tiempos Por Vuelta

12 Villanueva Capote - Villanueva Capote BMW E36 325i **17** Victor Garrido González Peugeot 206 GTI
 EN-3 JOSE G. VILLANUEVA RUIZ EN-2 CLUB JARAMA SPORT

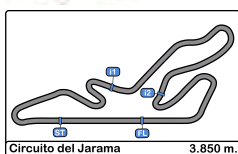
Vta.	D	Tiempo	Sector 1	Sector 2	Sector 3	V. Max.	Elapsed	Vta.	D	Tiempo	Sector 1	Sector 2	Sector 3	V. Max.	Elapsed
1	2	10:47:44.310	10:46:29.660	41.097	33.553	75.8	10:47:44.310	1	10:50:01.708				10:50:01.708		10:50:01.708
2	2	1:58.478	45.745	39.941	32.792	181.8	10:49:42.788	2	2:17.288				10:52:18.996		10:52:18.996
3	2	1:56.942	44.940	39.091	32.911	189.4	10:51:39.730	3	2:30.375 P				10:54:49.371		10:54:49.371
4	2	1:55.980	44.352	39.277	32.351	198.5	10:53:35.710	4	5:37.360	4:13.483	46.500	37.377	60.6	11:00:26.731	
5	2	2:00.588	46.051	41.394	33.143	183.0	10:55:36.298	5	2:14.557	51.688	46.033	36.836	146.9	11:02:41.288	
6	2	1:59.209	45.020	40.974	33.215	196.3	10:57:35.507	6	2:10.991	50.076	44.546	36.369	163.3	11:04:52.279	
7	2	1:55.928	44.343	38.743	32.842	190.4	10:59:31.435	7	2:13.072	50.464	46.100	36.508	154.9	11:07:05.351	
8	2	2:28.695 P	54.669	48.009	46.017	143.8	11:02:00.130	8	2:09.801	49.582	44.189	36.030	165.1	11:09:15.152	
9	2	4:37.871	3:26.133	39.123	32.615	94.9	11:06:38.001	9	2:10.209	49.599	44.470	36.140	156.5	11:11:25.361	
10	2	1:55.869	44.310	39.194	32.365	191.8	11:08:33.870	10	2:19.924	52.057	48.256	39.611	162.1	11:13:45.285	
11	2	1:56.177	44.443	39.056	32.678	195.2	11:10:30.047	11	2:11.442	49.746	45.297	36.399	158.5	11:15:56.727	
12	2	1:55.716	44.524	38.925	32.267	193.5	11:12:25.763	12	2:09.443	49.163	44.119	36.161	166.4	11:18:06.170	
13	2	1:56.942	44.717	39.295	32.930	192.1	11:14:22.705	13	2:42.968 P	55.002	51.026	56.940	163.6	11:20:49.138	
14	2	2:00.207	45.444	42.046	32.717	183.0	11:16:22.912	18 Eugenio García Valentín TOYOTA AYGO							
15	2	1:56.326	44.412	39.367	32.547	195.6	11:18:19.238	CK C.D.E. ULTIMA VUELTA							
16	2	1:56.670	44.443	39.336	32.891	193.8	11:20:15.908								
17	2	2:31.723 P	50.787	49.366	51.570	147.3	11:22:47.631								

15 Guillermo Del Moral García HYUNDAI ACCENT
 3 DANIEL DEL MORAL

Vta.	D	Tiempo	Sector 1	Sector 2	Sector 3	V. Max.	Elapsed	Vta.	D	Tiempo	Sector 1	Sector 2	Sector 3	V. Max.	Elapsed
1	10:47:57.093	10:46:32.386	47.348	37.359	74.4	10:47:57.093	1	10:48:34.384	10:47:02.784	51.313	40.287	68.3	10:48:34.384		
2	2:06.044	48.428	42.570	35.046	175.0	10:50:03.137	2	2:22.940	54.810	49.057	39.073	148.7	10:50:57.324		
3	2:05.369	47.888	42.276	35.205	177.6	10:52:08.506	3	2:22.176	53.847	48.923	39.406	149.1	10:53:19.500		
4	2:05.377	48.341	41.977	35.059	175.3	10:54:13.883	4	2:23.594	53.650	49.191	40.753	149.5	10:55:43.094		
5	2:42.250 P	54.663	55.108	52.479	175.0	10:56:56.133	5	2:22.622	54.722	48.963	38.937	149.3	10:58:05.716		
6	4:05.022	2:41.690	46.612	36.720	76.7	11:01:01.155	6	2:24.814	56.776	49.363	38.675	149.1	11:00:30.530		
7	2:04.937	47.893	42.056	34.988	175.8	11:03:06.092	7	2:23.896	53.662	51.051	39.183	149.1	11:02:54.426		
8	2:04.583	47.508	42.095	34.980	177.3	11:05:10.675	8	2:21.127	53.496	48.888	38.743	150.2	11:05:15.553		
9	2:04.401	47.503	41.920	34.978	177.9	11:07:15.076	9	2:22.310	53.114	48.691	40.505	149.5	11:07:37.863		
10	2:25.721	52.702	52.539	40.480	158.5	11:09:40.797	10	2:23.173	55.039	49.232	38.902	149.5	11:10:01.036		
11	2:06.270	47.739	43.311	35.220	176.7	11:11:47.067	11	2:21.739	53.783	48.858	39.098	149.7	11:12:22.775		
12	2:36.111 P	52.831	52.197	51.083	176.1	11:14:23.178	12	2:23.999	54.244	48.524	41.231	150.0	11:14:46.774		
								13	2:21.873	54.290	48.673	38.910	148.7	11:17:08.647	
								14	2:21.423	53.471	49.152	38.800	150.2	11:19:30.070	
								15	54.480			150.6			

16 Eduardo Alonso De Pablo BMW E36 325i **19** Adrián Martín Abrales HYUNDAI GETZ 1.5 CRDi
 EN-3 RACE 3 CLUB JARAMA SPORT

Vta.	D	Tiempo	Sector 1	Sector 2	Sector 3	V. Max.	Elapsed	Vta.	D	Tiempo	Sector 1	Sector 2	Sector 3	V. Max.	Elapsed
1	10:49:06.676	10:47:38.994	49.839	37.843	67.3	10:49:06.676	1	10:49:29.738	10:47:56.843	53.649	39.246	63.7	10:49:29.738		
2	2:09.228	52.042	41.901	35.285	150.6	10:51:15.904	2	2:09.381	49.875	45.137	34.369	155.6	10:51:39.119		
3	2:01.257	46.826	40.614	33.817	175.8	10:53:17.161	3	2:09.053 P	46.509	41.074	41.470	160.9	10:53:48.172		
4	2:01.167	46.501	40.585	34.081	186.8	10:55:18.328	4	4:40.718	3:19.485	46.168	35.065	64.3	10:58:28.890		
5	2:00.202	46.215	40.483	33.504	187.8	10:57:18.530	5	1:59.794	45.400	39.836	34.558	185.8	11:00:28.684		
6	2:01.861	46.847	41.115	33.899	190.8	10:59:20.391	6	2:08.194	50.034	44.315	33.845	164.8	11:02:36.878		
7	2:00.814	46.187	40.421	34.206	183.3	11:01:21.205	7	1:59.008	45.501	40.595	32.912	183.0	11:04:35.886		
8	2:01.295	46.492	40.878	33.925	186.5	11:03:22.500	8	2:00.857	45.940	42.000	32.917	186.5	11:06:36.743		
9	2:42.530 P	55.758	54.840	51.932	191.4	11:06:05.030	9	2:21.247 P	47.967	46.174	47.106	186.8	11:08:57.990		
								10	3:47.792	2:26.401	46.403	34.988	85.0	11:12:45.782	
								11	1:58.206	45.219	39.958	33.029	185.5	11:14:43.988	
								12	2:02.065	46.673	41.055	34.337	183.9	11:16:46.053	
								13	2:19.054 P	46.175	46.797	46.082	182.7	11:19:05.107	



Circuito del Jarama
División 1
Entrenamiento Cronometrado
Tiempos Por Vuelta

20 Vivi García Pérez TOYOTA AYGO **25** Juan Fco. Sánchez Jiménez HYUNDAI ACCENT

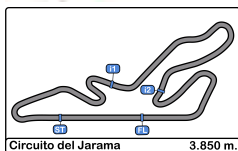
CK							ESCUDERIA 1000 LAGOS						3						JUAN FCO. SANCHEZ JIMENEZ								
Vta. D	Tiempo	Sector 1	Sector 2	Sector 3	V. Max.	Elapsed	Vta. D	Tiempo	Sector 1	Sector 2	Sector 3	V. Max.	Elapsed	Vta. D	Tiempo	Sector 1	Sector 2	Sector 3	V. Max.	Elapsed	Vta. D	Tiempo	Sector 1	Sector 2	Sector 3	V. Max.	Elapsed
1	10:48:34.860	10:47:05.274	50.039	39.547	65.2	10:48:34.860	1	10:47:54.142	10:46:24.927	51.231	37.984	58.8	10:47:54.142	1	10:47:54.142	10:46:24.927	51.231	37.984	58.8	10:47:54.142	1	10:47:54.142	10:46:24.927	51.231	37.984	58.8	10:47:54.142
2	2:19.649	53.092	47.885	38.672	152.1	10:50:54.509	2	2:24.524 P	50.011	45.398	49.115	169.0	10:50:18.666	2	2:24.524 P	50.011	45.398	49.115	169.0	10:50:18.666	2	2:24.524 P	50.011	45.398	49.115	169.0	10:50:18.666
3	2:28.943 P	53.995	48.626	46.322	149.7	10:53:23.452	3	3:34.137	2:12.569	44.348	37.220	58.2	10:53:52.803	3	3:34.137	2:12.569	44.348	37.220	58.2	10:53:52.803	3	3:34.137	2:12.569	44.348	37.220	58.2	10:53:52.803
4	4:21.120	2:53.467	48.722	38.931	63.5	10:57:44.572	4	2:08.611	48.857	43.465	36.289	171.1	10:56:01.414	4	2:08.611	48.857	43.465	36.289	171.1	10:56:01.414	4	2:08.611	48.857	43.465	36.289	171.1	10:56:01.414
5	2:20.558	53.404	48.162	38.992	152.1	11:00:05.130	5	2:08.890	49.679	42.818	36.393	169.8	10:58:10.304	5	2:08.890	49.679	42.818	36.393	169.8	10:58:10.304	5	2:08.890	49.679	42.818	36.393	169.8	10:58:10.304
6	2:20.528	53.326	47.997	39.205	151.4	11:02:25.658	6	2:09.822	51.034	43.046	35.742	169.2	11:00:20.126	6	2:09.822	51.034	43.046	35.742	169.2	11:00:20.126	6	2:09.822	51.034	43.046	35.742	169.2	11:00:20.126
7	2:21.036	53.322	48.517	39.197	151.4	11:04:46.694	7	2:06.146	48.361	42.610	35.175	171.1	11:02:26.272	7	2:06.146	48.361	42.610	35.175	171.1	11:02:26.272	7	2:06.146	48.361	42.610	35.175	171.1	11:02:26.272
8	2:21.824	53.438	49.278	39.108	150.2	11:07:08.518	8	2:07.092	48.807	42.927	35.358	172.2	11:04:33.364	8	2:07.092	48.807	42.927	35.358	172.2	11:04:33.364	8	2:07.092	48.807	42.927	35.358	172.2	11:04:33.364
9	2:20.501	53.041	48.316	39.144	151.2	11:09:29.019	9	2:07.596	49.036	42.986	35.574	172.2	11:06:40.960	9	2:07.596	49.036	42.986	35.574	172.2	11:06:40.960	9	2:07.596	49.036	42.986	35.574	172.2	11:06:40.960
10	2:23.776	53.474	51.165	39.137	150.4	11:11:52.795	10	2:06.541	48.506	42.680	35.355	173.3	11:08:47.501	10	2:06.541	48.506	42.680	35.355	173.3	11:08:47.501	10	2:06.541	48.506	42.680	35.355	173.3	11:08:47.501
11	2:19.900	52.738	48.294	38.868	151.6	11:14:12.695	11	2:06.047	48.449	42.487	35.111	171.9	11:10:53.548	11	2:06.047	48.449	42.487	35.111	171.9	11:10:53.548	11	2:06.047	48.449	42.487	35.111	171.9	11:10:53.548
12	2:20.797	53.136	48.205	39.456	150.4	11:16:33.492	12	2:06.625	48.192	42.679	35.754	171.9	11:13:00.173	12	2:06.625	48.192	42.679	35.754	171.9	11:13:00.173	12	2:06.625	48.192	42.679	35.754	171.9	11:13:00.173
13	2:22.100	53.512	48.405	40.183	151.4	11:18:55.592	13	2:10.671	48.639	43.949	38.083	169.5	11:15:10.844	13	2:10.671	48.639	43.949	38.083	169.5	11:15:10.844	13	2:10.671	48.639	43.949	38.083	169.5	11:15:10.844
14	2:21.129	53.649	48.419	39.061	148.9	11:21:16.721	14	2:07.165	48.464	43.517	35.184	170.6	11:17:18.009	14	2:07.165	48.464	43.517	35.184	170.6	11:17:18.009	14	2:07.165	48.464	43.517	35.184	170.6	11:17:18.009
15		1:05.739	1:01.922		115.7		15	2:08.001	48.228	44.099	35.674	171.1	11:19:26.010	15	2:08.001	48.228	44.099	35.674	171.1	11:19:26.010	15	2:08.001	48.228	44.099	35.674	171.1	11:19:26.010
16							16	2:06.523	48.540	42.692	35.291	170.8	11:21:32.533	16	2:06.523	48.540	42.692	35.291	170.8	11:21:32.533	16	2:06.523	48.540	42.692	35.291	170.8	11:21:32.533
17							17	2:43.630 P	56.576	55.800	51.254	135.5	11:24:16.163	17	2:43.630 P	56.576	55.800	51.254	135.5	11:24:16.163	17	2:43.630 P	56.576	55.800	51.254	135.5	11:24:16.163

21 Marco Aguilera Lopez TOYOTA AYGO **26** Fco. Manuel Puertas Pérez TOYOTA AYGO

CK							VSR						CK						FED. ANDALUZA DE AUTOMOVILISMO								
Vta. D	Tiempo	Sector 1	Sector 2	Sector 3	V. Max.	Elapsed	Vta. D	Tiempo	Sector 1	Sector 2	Sector 3	V. Max.	Elapsed	Vta. D	Tiempo	Sector 1	Sector 2	Sector 3	V. Max.	Elapsed	Vta. D	Tiempo	Sector 1	Sector 2	Sector 3	V. Max.	Elapsed
1	10:48:50.570	10:47:18.508	51.352	40.710	71.4	10:48:50.570	1	10:48:50.689	10:47:16.784	51.929	41.976	66.3	10:48:50.689	1	10:48:50.689	10:47:16.784	51.929	41.976	66.3	10:48:50.689	1	10:48:50.689	10:47:16.784	51.929	41.976	66.3	10:48:50.689
2	2:17.599	52.035		2:58.309	149.7	10:51:08.169	2	2:19.692	54.132	47.748	37.812	137.0	10:51:10.381	2	2:19.692	54.132	47.748	37.812	137.0	10:51:10.381	2	2:19.692	54.132	47.748	37.812	137.0	10:51:10.381
3	2:25.020	55.333		5:23.329	151.8	10:53:33.189	3	2:22.255	52.178	51.926	38.151	150.2	10:53:32.636	3	2:22.255	52.178	51.926	38.151	150.2	10:53:32.636	3	2:22.255	52.178	51.926	38.151	150.2	10:53:32.636
4	2:17.867	52.524	47.335	38.008	153.1	10:55:51.056	4	2:17.766	51.638	47.240	38.888	151.2	10:55:50.402	4	2:17.766	51.638	47.240	38.888	151.2	10:55:50.402	4	2:17.766	51.638	47.240	38.888	151.2	10:55:50.402
5	2:17.856	51.910	47.663	38.283	155.6	10:58:08.912	5	2:27.392 P	52.360	47.990	47.042	149.7	10:58:17.794	5	2:27.392 P	52.360	47.990	47.042	149.7	10:58:17.794	5	2:27.392 P	52.360	47.990	47.042	149.7	10:58:17.794
6	2:27.593 P	53.419	47.974	46.200	151.4	11:00:36.505	6	4:34.221	3:03.261	51.689	39.271	70.7	11:02:52.015	6	4:34.221	3:03.261	51.689	39.271	70.7	11:02:52.015	6	4:34.221	3:03.261	51.689	39.271	70.7	11:02:52.015
7	5:16.776	3:50.763	47.498	38.515	81.0	11:05:53.281	7	2:17.207	51.673	47.358	38.176	151.2	11:05:09.222	7	2:17.207	51.673	47.358	38.176	151.2	11:05:09.222	7	2:17.207	51.673	47.358	38.176	151.2	11:05:09.222
8	2:24.580 P	52.130		3:03.095	151.4	11:08:17.861	8	2:17.770	52.233	47.288	38.249	148.5	11:07:26.992	8	2:17.770	52.233	47.288	38.249	148.5	11:07:26.992	8	2:17.770	52.233	47.288	38.249	148.5	11:07:26.992
9	4:43.030	3:17.174	47.478	38.378	81.8	11:13:00.891	9	2:17.195	51.626	47.251	38.318	148.3	11:09:44.187	9	2:17.195	51.626	47.251	38.318	148.3	11:09:44.187	9	2:17.195	51.626	47.251	38.318	148.3	11:09:44.187
10	2:18.108	52.724	47.375	38.009	152.7	11:15:18.999	10	2:16.861	51.454	47.234	38.173	149.7	11:12:01.048	10	2:16.861	51.454	47.234	38.173	149.7	11:12:01.048	10	2:16.861	51.454	47.234	38.173	149.7	11:12:01.048
11	2:17.669	51.938		2:55.678	151.0	11:17:36.668	11	2:30.312 P	52.571	48.982	48.759	149.5	11:14:31.360	11	2:30.312 P	52.571	48.982	48.759	149.5	11:14:31.360	11	2:30.312 P	52.571	48.982	48.759	149.5	11:14:31.360
12	2:18.416	51.886		5:14.094	150.2	11:19:55.084	12	5:00.056	3:31.433	50.430	38.193	70.4	11:19:31.416	12	5:00.056	3:31.433	50.430	38.193	70.4	11:19:31.416	12	5:00.056	3:31.433	50.430	38.193	70.4	11:19:31.416
13	2:17.288	51.814		7:31.382	151.4	11:22:12.372	13	2:17.181	51.767	47.262	38.152	149.7	11:21:48.597	13	2:17.181	51.767	47.262	38.152	149.7	11:21:48.597	13	2:17.181	51.767	47.262	38.152	149.7	11:21:48.597
14	2:41.886 P	53.357		10:13.268	142.6	11:24:54.258	14	3:18.785 P	1:05.697	1:07.664	1:05.424	129.9	11:25:07.382	14	3:18.785 P	1:05.697	1:07.664	1:05.424	129.9	11:25:07.382	14	3:18.785 P	1:05.697	1:07.664	1:05.424	129.9	11:25:07.382

28 Pedro David Moya Rodríguez BMW E36 325i

EN-3							VSR						
Vta. D	Tiempo	Sector 1	Sector 2	Sector 3	V. Max.	Elapsed	Vta. D	Tiempo	Sector 1	Sector 2	Sector 3	V. Max.	Elapsed
1	10:47:49.170	10:46:31.388	42.840	34.942	85.9	10:47:49.170	1	10:47:49.170	10:46:31.388	42.840	34.942	85.9	10:47:49.170
2	2:00.857	45.919	41.518	33.420	178.2	10:49:50.027	2	2:00.857	45.919	41.518	33.420	178.2	10:49:50.027
3	1:59.564	45.850	40.292	33.422	178.5	10:51:49.591	3	1:59.564	45.850	40.292	33.422	178.5	10:51:49.591
4	2:00.419	46.134	40.259	34.026	184.9	10:53:50.010	4	2:00.419	46.134	40.259	34.026	184.9	10:53:50.010
5	1:59.731	45.731	39.895	34.105	181.8	10:55:49.741	5	1:59.731	45.731	39.895	34.105	181.8	10:55:49.741
6	1:59.377	46.169	39.953	33.255	189.1	10:57:4							



Circuito del Jarama
División 1
Entrenamiento Cronometrado
Tiempos Por Vuelta

29 González-Anleo Polo - Lopez Atienza BMW E36 325i **38** Mihai Smetanca TOYOTA AYGO

EN-3 A.E.C.D. CK ESCUDERIA CENTRO

Vta. D	Tiempo	Sector 1	Sector 2	Sector 3	V. Max.	Elapsed	Vta. D	Tiempo	Sector 1	Sector 2	Sector 3	V. Max.	Elapsed
1	10:47:53.860	10:46:34.462	44.122	35.276	84.8	10:47:53.860	1	10:48:51.227	10:47:17.341	51.853	42.033	62.7	10:48:51.227
2	2:03.594	47.492	41.531	34.571	187.8	10:49:57.454	2	2:20.082	54.260	47.671	38.151	140.0	10:51:11.309
3	2:01.873	46.781	40.810	34.282	191.8	10:51:59.327	3	2:22.872	53.032	50.826	39.014	154.0	10:53:34.181
4	2:02.257	46.455	41.115	34.687	191.1	10:54:01.584	4	2:18.266	52.695	47.379	38.192	154.7	10:55:52.447
5	2:02.093	46.779	40.463	34.851	193.5	10:56:03.677	5	2:26.600 P	51.565	47.351	47.684	154.9	10:58:19.047
6	2:21.574 P	49.975	42.727	48.872	154.7	10:58:25.251	6	4:33.552	3:02.545	51.788	39.219	72.0	11:02:52.599
7	6:23.337	4:57.410	46.976	38.951	72.3	11:04:48.588	7	2:17.652	52.186	47.382	38.084	152.9	11:05:10.251
8	2:16.377	52.534	46.404	37.439	154.2	11:07:04.965	8	2:17.820	52.078	47.665	38.077	154.2	11:07:28.071
9	2:14.945	52.276	45.416	37.253	175.8	11:09:19.910	9	2:17.117	51.886	47.296	37.935	154.9	11:09:45.188
10	2:11.448	50.414	44.044	36.990	178.8	11:11:31.358	10	2:17.491	51.967	47.359	38.165	153.1	11:12:02.679
11	2:14.826	50.869	45.005	38.952	179.7	11:13:46.184	11	2:17.366	51.783	47.510	38.073	151.6	11:14:20.045
12	2:13.904	52.506	44.366	37.032	154.7	11:16:00.088	12	2:31.286 P	56.755	50.712	43.819	149.5	11:16:51.331
13	2:10.873	49.827	44.439	36.607	181.8	11:18:10.961	13	2:40.707	1:12.306	50.253	38.148	81.2	11:19:32.038
14	2:11.040	50.184	44.080	36.776	182.4	11:20:22.001	14	2:17.339	51.782	47.332	38.225	153.6	11:21:49.377
15	2:42.409 P	54.795	54.612	53.002	152.1	11:23:04.410	15	2:58.939 P	58.427	1:08.207	52.305	131.3	11:24:48.316

31 Alejandro A. Ramos Corrales TOYOTA AYGO **45** Sergio Cabal Diez CITROEN SAXO VTS

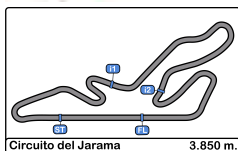
CK RASANTE SPORT 1 RASANTE SPORT

Vta. D	Tiempo	Sector 1	Sector 2	Sector 3	V. Max.	Elapsed	Vta. D	Tiempo	Sector 1	Sector 2	Sector 3	V. Max.	Elapsed
1	10:49:03.984	10:47:34.903	48.911	40.170	58.0	10:49:03.984	1	10:48:55.144	10:47:28.782	46.097	40.265	72.0	10:48:55.144
2	2:23.158	54.223	49.354	39.581	149.7	10:51:27.142	2	2:13.202	51.313	44.926	36.963	149.5	10:51:08.346
3	2:31.596 P	55.116	48.703	47.777	139.3	10:53:58.738	3	2:12.494	51.559	44.416	36.519	151.4	10:53:20.840
4	3:43.017	2:14.448	48.136	40.433	67.7	10:57:41.755	4	2:22.381 P	50.164	43.829	48.388	154.7	10:55:43.221
5	2:21.405	53.511	48.271	39.623	150.0	11:00:03.160	5	3:49.389	2:29.661	43.626	36.102	72.7	10:59:32.610
6	2:20.975	53.665	48.203	39.107	149.7	11:02:24.135	6	2:12.232	51.423	44.286	36.523	158.5	11:01:44.842
7	2:25.616	56.109	48.466	41.041	149.1	11:04:49.751	7	2:07.603	48.641	43.133	35.829	175.0	11:03:52.445
8	2:22.661	54.406	48.636	39.619	144.5	11:07:12.412	8	2:08.179	49.009	43.234	35.936	173.0	11:06:00.624
9	2:20.768	53.519	47.950	39.299	149.5	11:09:33.180	9	2:32.121 P	51.276	51.985	48.860	171.7	11:08:32.745
10	2:22.508	54.647	48.443	39.418	143.0	11:11:55.688							
11	2:21.357	53.798	48.273	39.286	144.0	11:14:17.045							
12	2:22.654	53.840	48.226	40.588	149.3	11:16:39.699							
13	2:20.166	52.891	48.155	39.120	150.8	11:18:59.865							
14	2:21.396	53.437	48.416	39.543	150.2	11:21:21.261							
15		1:02.343	1:02.118		149.7								

47 Alberto Gonzalez Checa TOYOTA AYGO

CK C.D.E. ULTIMA VUELTA

Vta. D	Tiempo	Sector 1	Sector 2	Sector 3	V. Max.	Elapsed
1	10:48:48.939	10:47:18.235	51.349	39.355	68.6	10:48:48.939
2	2:17.896	52.048	47.661	38.187	152.7	10:51:06.835
3	2:25.991	55.617	50.826	39.548	146.7	10:53:32.826
4	2:18.813	53.317	47.395	38.101	150.0	10:55:51.639
5	2:29.759 P	51.673	47.786	50.300	154.2	10:58:21.398
6	4:30.241	2:56.567	55.128	38.546	63.0	11:02:51.639
7	2:18.218	52.666	47.390	38.162	150.0	11:05:09.857
8	2:17.854	52.357	47.443	38.054	152.9	11:07:27.711
9	2:37.095 P	54.269	52.812	50.014	153.8	11:10:04.806
10	5:01.114	3:35.175	47.870	38.069	76.2	11:15:05.920
11	2:17.518	51.813	47.612	38.093	151.2	11:17:23.438
12	2:23.255	54.247	51.016	37.992	151.4	11:19:46.693
13	2:35.818 P	52.667	49.573	53.578	151.4	11:22:22.511



Circuito del Jarama
División 1
Entrenamiento Cronometrado
Tiempos Por Vuelta

48 José Luis Crespillo Calderon DATSUN 1200

EN-1 ESCUDERIA CENTRO

Vta. D	Tiempo	Sector 1	Sector 2	Sector 3	V. Max.	Elapsed
1	10:49:15.449	10:47:39.890	53.814	41.745	69.0	10:49:15.449
2	2:26.598	55.595	50.939	40.064	133.3	10:51:42.047
3	2:36.463 P	55.662	49.225	51.576	132.3	10:54:18.510
4	17:09.381	15:40.802	48.673	39.906	75.5	11:11:27.891
5	2:23.371	54.673	48.299	40.399	152.5	11:13:51.262
6	2:23.552	54.544	48.269	40.739	151.2	11:16:14.814
7	2:21.640	54.328	47.880	39.432	149.5	11:18:36.454
8	2:21.205	53.731	47.622	39.852	147.5	11:20:57.659
9	2:39.356 P	54.526	49.704	55.126	146.9	11:23:37.015

49 Teodosio A. Pérez Palomo BMW E36 325i

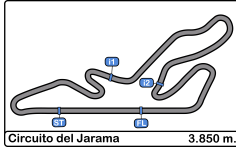
EN-3 EFICAR TEAM

Vta. D	Tiempo	Sector 1	Sector 2	Sector 3	V. Max.	Elapsed
1	10:49:00.375 P	10:47:25.959	47.223	47.193	75.2	10:49:00.375
2	2:28.034	1:11.653	42.605	33.776	93.2	10:51:28.409
3	2:04.219	46.280	41.446	36.493	179.1	10:53:32.628
4	2:01.424	46.778	40.708	33.938	178.2	10:55:34.052
5	2:02.510	47.734	41.119	33.657	180.0	10:57:36.562
6	1:59.842	45.809	40.384	33.649	186.8	10:59:36.404
7	2:00.581	46.540	40.217	33.824	176.4	11:01:36.985
8	2:00.851	46.116	41.128	33.607	181.8	11:03:37.836
9	2:09.438 P	46.118	40.475	42.845	178.5	11:05:47.274
10	3:59.094	2:43.692	41.719	33.683	80.5	11:09:46.368
11	2:02.127	47.078	41.302	33.747	160.7	11:11:48.495
12	2:00.474	45.784	40.780	33.910	177.9	11:13:48.969
13	2:00.325	46.303	40.395	33.627	178.5	11:15:49.294
14	2:00.678	46.005	40.892	33.781	179.7	11:17:49.972
15	2:02.799	46.295	40.674	35.830	157.4	11:19:52.771
16	2:01.858	47.323	41.124	33.411	171.7	11:21:54.629
17		54.456	46.405		130.1	

65 Rubén González Checa TOYOTA AYGO

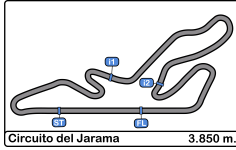
CK C.D.E. ULTIMA VUELTA

Vta. D	Tiempo	Sector 1	Sector 2	Sector 3	V. Max.	Elapsed
1	10:48:52.086	10:47:19.452	51.393	41.241	69.1	10:48:52.086
2	2:18.108	52.041	47.854	38.213	153.1	10:51:10.194
3	2:26.369	56.050	51.875	38.444	136.1	10:53:36.563
4	2:17.868	52.060	47.651	38.157	153.6	10:55:54.431
5	2:29.626 P	52.102	48.040	49.484	152.5	10:58:24.057
6	4:29.347	2:58.642	51.835	38.870	72.5	11:02:53.404
7	2:17.907	51.879	47.426	38.602	153.8	11:05:11.311
8	2:17.505	52.012	47.519	37.974	152.1	11:07:28.816
9	2:24.974	52.073	47.642	45.259	152.9	11:09:53.790
10	2:28.371	55.882	50.706	41.783	143.4	11:12:22.161
11	2:17.636	51.872	47.645	38.119	152.1	11:14:39.797
12	2:18.494	52.525	47.737	38.232	152.7	11:16:58.291
13	2:17.915	52.028	47.715	38.172	151.0	11:19:16.206
14		52.259	47.657		151.2	



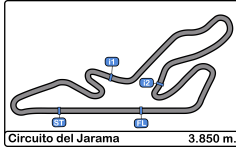
Circuito del Jarama
División 1
Entrenamiento Cronometrado
Mejores Sectores

Sector - 1				Sector - 2				Sector - 3				Vuelta Ideal vs Mejor Vuelta				
Clas	Nº	Piloto	Tiempo	Nº	Piloto	Tiempo	Nº	Piloto	Tiempo	Clas	Nº	Piloto	Vta. Ideal	Mejor V.	Clas	
1	6	Fernando Navarrete Perdices	43.586	12	Álvaro Villanueva Capote	38.743	12	Álvaro Villanueva Capote	32.267	1	6	Fernando Navarrete Perdices	1:54.861	1:55.325	1	
2	9	Santiago Castilla Salinero	44.094	6	Fernando Navarrete Perdices	38.838	9	Santiago Castilla Salinero	32.405	2	12	Álvaro Villanueva Capote	1:55.320	1:55.716	2	
3	12	Álvaro Villanueva Capote	44.310	9	Santiago Castilla Salinero	39.202	6	Fernando Navarrete Perdices	32.437	3	9	Santiago Castilla Salinero	1:55.701	1:55.751	3	
4	19	Adrián Martín Abraldes	45.219	19	Adrián Martín Abraldes	39.836	19	Adrián Martín Abraldes	32.912	4	19	Adrián Martín Abraldes	1:57.967	1:58.206	4	
5	28	Pedro David Moya Rodríguez	45.731	28	Pedro David Moya Rodríguez	39.895	28	Pedro David Moya Rodríguez	33.255	5	28	Pedro David Moya Rodríguez	1:58.881	1:59.377	5	
6	49	Teodosio A. Pérez Palomo	45.784	49	Teodosio A. Pérez Palomo	40.217	49	Teodosio A. Pérez Palomo	33.411	6	49	Teodosio A. Pérez Palomo	1:59.412	1:59.842	6	
7	16	Eduardo Alonso De Pablo	46.187	16	Eduardo Alonso De Pablo	40.421	16	Eduardo Alonso De Pablo	33.504	7	16	Eduardo Alonso De Pablo	2:00.112	2:00.202	7	
8	2	José M. Serrano Gutierrez	46.349	29	González-Anleo Polo - Lopez	40.463	2	José M. Serrano Gutierrez	34.180	8	29	González-Anleo Polo - Lopez	2:01.200	2:01.873	9	
9	29	González-Anleo Polo - Lopez	46.455	11	Gómez Perales - Rios Gullon	40.472	29	González-Anleo Polo - Lopez	34.282	9	2	José M. Serrano Gutierrez	2:01.405	2:01.405	8	
10	11	Gómez Perales - Rios Gullon	46.751	2	José M. Serrano Gutierrez	40.876	11	Gómez Perales - Rios Gullon	34.546	10	11	Gómez Perales - Rios Gullon	2:01.769	2:01.897	10	
11	15	Guillermo Del Moral García	47.503	15	Guillermo Del Moral García	41.920	15	Guillermo Del Moral García	34.978	11	15	Guillermo Del Moral García	2:04.401	2:04.401	11	
12	4	Cristian Sosa De Ana	48.083	4	Cristian Sosa De Ana	42.456	25	Juan Fco. Sánchez	35.111	12	25	Juan Fco. Sánchez	2:05.790	2:06.047	12	
13	25	Juan Fco. Sánchez	48.192	25	Juan Fco. Sánchez	42.487	4	Cristian Sosa De Ana	35.295	13	4	Cristian Sosa De Ana	2:05.834	2:06.291	13	
14	45	Sergio Cabal Diez	48.641	45	Sergio Cabal Diez	43.133	45	Sergio Cabal Diez	35.829	14	45	Sergio Cabal Diez	2:07.603	2:07.603	14	
15	17	Victor Garrido González	49.163	17	Victor Garrido González	44.119	17	Victor Garrido González	36.030	15	17	Victor Garrido González	2:09.312	2:09.443	15	
16	26	Fco. Manuel Puertas	51.454	26	Fco. Manuel Puertas	47.234	26	Fco. Manuel Puertas	37.812	16	26	Fco. Manuel Puertas	2:16.500	2:16.861	16	
17	38	Mihai Smetanca	51.565	38	Mihai Smetanca	47.296	38	Mihai Smetanca	37.935	17	38	Mihai Smetanca	2:16.796	2:17.117	17	
18	47	Alberto Gonzalez Chec	51.673	21	Marco Aguilera Lopez	47.335	65	Rubén González Chec	37.974	18	47	Alberto Gonzalez Chec	2:17.055	2:17.518	20	
19	21	Marco Aguilera Lopez	51.814	47	Alberto Gonzalez Chec	47.390	47	Alberto Gonzalez Chec	37.992	19	21	Marco Aguilera Lopez	2:17.157	2:17.288	18	
20	65	Rubén González Chec	51.872	65	Rubén González Chec	47.426	21	Marco Aguilera Lopez	38.008	20	65	Rubén González Chec	2:17.272	2:17.505	19	
21	20	Vivi Garcia Pérez	52.738	48	José Luis Crespillo Calderon	47.622	20	Vivi Garcia Pérez	38.672	21	20	Vivi Garcia Pérez	2:19.295	2:19.649	21	
22	31	Alejandro A. Ramos Corrales	52.891	20	Vivi Garcia Pérez	47.885	18	Eugenio García Valentín	38.675	22	31	Alejandro A. Ramos Corrales	2:19.948	2:20.166	22	
23	18	Eugenio García Valentín	53.114	31	Alejandro A. Ramos Corrales	47.950	31	Alejandro A. Ramos Corrales	39.107	23	18	Eugenio García Valentín	2:20.313	2:21.127	23	
24	48	José Luis Crespillo Calderon	53.731	18	Eugenio García Valentín	48.524	7	Guillermo Velasco Ortega	39.296	24	48	José Luis Crespillo Calderon	2:20.785	2:21.205	24	
25	7	Guillermo Velasco Ortega	54.171	7	Guillermo Velasco Ortega	48.948	48	José Luis Crespillo Calderon	39.432	25	7	Guillermo Velasco Ortega	2:22.415	2:22.568	25	



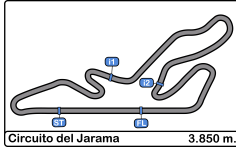
Circuito del Jarama
División 1
Entrenamiento Cronometrado
5 Mejores Tiempos

Cl	Nº	Concursante	Piloto 1	Piloto 2	Vehiculo	Cat	Cl	Mejor 1		Mejor 2		Mejor 3		Mejor 4		Mejor 5	
								Tiempo	Vta	Tiempo	Vta	Tiempo	Vta	Tiempo	Vta	Tiempo	Vta
1	6	SMC Motorsport	Fernando Navarrete Perdices		BMW E36 325i	EN-3	1	1:55.325	9	1:55.380	3	1:55.720	8	1:55.934	7	1:57.194	2
2	12	JOSE G. VILLANUEVA RUIZ	Diego Villanueva Capote	<u>Álvaro Villanueva Capote</u>	BMW E36 325i	EN-3	2	1:55.716	12	1:55.869	10	1:55.928	7	1:55.980	4	1:56.177	11
3	9	EFICAR TEAM	Santiago Castilla Salinero		HYUNDAI GETZ 1.5 CRDi	3	1	1:55.751	12	1:56.260	7	1:56.456	11	1:57.812	4	1:58.978	8
4	19	CLUB JARAMA SPORT	Adrián Martín Abrales		HYUNDAI GETZ 1.5 CRDi	3	2	1:58.206	11	1:59.008	7	1:59.794	5	2:00.857	8	2:02.065	12
5	28	VSR	Pedro David Moya Rodríguez		BMW E36 325i	EN-3	3	1:59.377	6	1:59.564	3	1:59.731	5	2:00.419	4	2:00.857	2
6	49	EFICAR TEAM	Teodosio A. Pérez Palomo		BMW E36 325i	EN-3	4	1:59.842	6	2:00.325	13	2:00.474	12	2:00.581	7	2:00.678	14
7	16	R A C E	Eduardo Alonso De Pablo		BMW E36 325i	EN-3	5	2:00.202	5	2:00.814	7	2:01.167	4	2:01.257	3	2:01.295	8
8	2	C.D.E. ULTIMA VUELTA	José M. Serrano Gutierrez		VOLKSWAGEN GOLF GTI	EN-2	1	2:01.405	11	2:02.180	7	2:02.303	5	2:02.526	4	2:03.215	6
9	29	A.E.C.D.	Lucas González-Anleo Polo	Jorge Lopez Atienza	BMW E36 325i	EN-3	6	2:01.873	3	2:02.093	5	2:02.257	4	2:03.594	2	2:10.873	13
10	11	ESCUADERIA LE MANS	Miguel Gómez Perales	Juan José Rios Gullon	NISSAN PRIMERA	EN-2	2	2:01.897	7	2:03.026	4	2:03.943	3	2:04.197	10	2:04.441	8
11	15	DANIEL DEL MORAL	Guillermo Del Moral García		HYUNDAI ACCENT	3	3	2:04.401	9	2:04.583	8	2:04.937	7	2:05.369	3	2:05.377	4
12	25	JUAN FCO. SANCHEZ JIMENEZ	Juan Fco. Sánchez Jiménez		HYUNDAI ACCENT	3	4	2:06.047	11	2:06.146	7	2:06.523	16	2:06.541	10	2:06.625	12
13	4	C.D.E. ULTIMA VUELTA	Cristian Sosa De Ana		CITROEN AX	3	5	2:06.291	7	2:06.573	10	2:06.589	9	2:06.613	12	2:06.813	8
14	45	RASANTE SPORT	Sergio Cabal Diez		CITROEN SAXO VTS	1	1	2:07.603	7	2:08.179	8	2:12.232	6	2:12.494	3	2:13.202	2
15	17	CLUB JARAMA SPORT	Victor Garrido González		Peugeot 206 GTI	EN-2	3	2:09.443	12	2:09.801	8	2:10.209	9	2:10.991	6	2:11.442	11
16	26	FED. ANDALUZA DE	Fco. Manuel Puertas Pérez		TOYOTA AYGO	CK	1	2:16.861	10	2:17.181	13	2:17.195	9	2:17.207	7	2:17.766	4
17	38	ESCUADERIA CENTRO	Mihai Smetanca		TOYOTA AYGO	CK	2	2:17.117	9	2:17.339	14	2:17.366	11	2:17.491	10	2:17.652	7
18	21	VSR	Marco Aguilera Lopez		TOYOTA AYGO	CK	3	2:17.288	13	2:17.599	2	2:17.669	11	2:17.856	5	2:17.867	4
19	65	C.D.E. ULTIMA VUELTA	Rubén González Checa		TOYOTA AYGO	CK	4	2:17.505	8	2:17.636	11	2:17.868	4	2:17.907	7	2:17.915	13
20	47	C.D.E. ULTIMA VUELTA	Alberto Gonzalez Checa		TOYOTA AYGO	CK	5	2:17.518	11	2:17.854	8	2:17.896	2	2:18.218	7	2:18.813	4
21	20	ESCUADERIA 1000 LAGOS	Vivi Garcia Pérez		TOYOTA AYGO	CK	6	2:19.649	2	2:19.900	11	2:20.501	9	2:20.528	6	2:20.558	5
22	31	RASANTE SPORT	Alejandro A. Ramos Corrales		TOYOTA AYGO	CK	7	2:20.166	13	2:20.768	9	2:20.975	6	2:21.357	11	2:21.396	14
23	18	C.D.E. ULTIMA VUELTA	Eugenio García Valentín		TOYOTA AYGO	CK	8	2:21.127	8	2:21.423	14	2:21.739	11	2:21.873	13	2:22.176	3
24	48	ESCUADERIA CENTRO	José Luis Crespillo Calderon		DATSUN 1200	EN-1	1	2:21.205	8	2:21.640	7	2:23.371	5	2:23.552	6	2:26.598	2
25	7	A.E.C.D.	Guillermo Velasco Ortega		DATSUN 1200	EN-1	2	2:22.568	12	2:23.558	11	2:23.700	5	2:23.917	9	2:24.178	8



Circuito del Jarama
División 1
Entrenamiento Cronometrado
5 Mejores Velocidades

Cl	Nº	Concursante	Piloto 1	Piloto 2	Vehiculo	Cat	Cl	Top 1		Top 2		Top 3		Top 4		Top 5		Avg
								Km/h	Vta.	Km/h	Vta.	Km/h	Lap	Km/h	Lap	Km/h	Lap	
1	6	SMC Motorsport	Fernando Navarrete Perdices		BMW E36 325i	EN-3	1	204.1	4	201.8	3	200.7	9	199.2	8	198.8	7	200.9
2	12	JOSE G. VILLANUEVA RUIZ	Diego Villanueva Capote	<u>Álvaro Villanueva Capote</u>	BMW E36 325i	EN-3	2	198.5	4	196.3	6	195.6	15	195.2	11	193.8	16	195.9
3	29	A.E.C.D.	Lucas González-Anleo Polo	Jorge Lopez Atienza	BMW E36 325i	EN-3	3	193.5	5	191.8	3	191.1	4	187.8	2	182.4	14	189.3
4	16	R A C E	Eduardo Alonso De Pablo		BMW E36 325i	EN-3	4	191.4	9	190.8	6	187.8	5	186.8	4	186.5	8	188.7
5	28	VSR	Pedro David Moya Rodríguez		BMW E36 325i	EN-3	5	191.1	7	189.1	6	184.9	4	181.8	5	178.5	3	185.1
6	9	EFICAR TEAM	Santiago Castilla Salinero		HYUNDAI GETZ 1.5 CRDi	3	1	189.1	12	187.5	8	186.8	9	186.8	11	186.2	7	187.3
7	2	C.D.E. ULTIMA VUELTA	José M. Serrano Gutierrez		VOLKSWAGEN GOLF GTI	EN-2	1	188.8	5	188.4	4	188.4	7	188.4	10	187.5	11	188.3
8	19	CLUB JARAMA SPORT	Adrián Martín Abrales		HYUNDAI GETZ 1.5 CRDi	3	2	186.8	9	186.5	8	185.8	5	185.5	11	183.9	12	185.7
9	49	EFICAR TEAM	Teodosio A. Pérez Palomo		BMW E36 325i	EN-3	6	186.8	6	181.8	8	180.0	5	179.7	14	179.1	3	181.4
10	11	ESCUADERIA LE MANS	Miguel Gómez Perales	Juan José Rios Gullon	NISSAN PRIMERA	EN-2	2	185.8	7	185.2	8	184.6	11	183.9	9	182.4	10	184.4
11	15	DANIEL DEL MORAL	Guillermo Del Moral García		HYUNDAI ACCENT	3	3	177.9	9	177.6	3	177.3	8	176.7	11	176.1	12	177.1
12	45	RASANTE SPORT	Sergio Cabal Diez		CITROEN SAXO VTS	1	1	175.0	7	173.0	8	171.7	9	158.5	6	154.7	4	166.6
13	25	JUAN FCO. SANCHEZ JIMENEZ	Juan Fco. Sánchez Jiménez		HYUNDAI ACCENT	3	4	173.3	10	172.2	8	172.2	9	171.9	11	171.9	12	172.3
14	4	C.D.E. ULTIMA VUELTA	Cristian Sosa De Ana		CITROEN AX	3	5	171.1	13	168.7	3	167.9	9	167.7	11	167.4	5	168.6
15	17	CLUB JARAMA SPORT	Victor Garrido González		Peugeot 206 GTI	EN-2	3	166.4	12	165.1	8	163.6	13	163.3	6	162.1	10	164.1
16	21	VSR	Marco Aguilera Lopez		TOYOTA AYGO	CK	1	155.6	5	153.1	4	152.7	10	151.8	3	151.4	6	152.9
17	38	ESCUADERIA CENTRO	Mihai Smetanca		TOYOTA AYGO	CK	2	154.9	5	154.9	9	154.7	4	154.2	8	154.0	3	154.5
18	47	C.D.E. ULTIMA VUELTA	Alberto Gonzalez Checa		TOYOTA AYGO	CK	3	154.2	5	153.8	9	152.9	8	152.7	2	151.4	12	153.0
19	65	C.D.E. ULTIMA VUELTA	Rubén González Checa		TOYOTA AYGO	CK	4	153.8	7	153.6	4	153.1	2	152.9	9	152.7	12	153.2
20	48	ESCUADERIA CENTRO	José Luis Crespillo Calderon		DATSUN 1200	EN-1	1	152.5	5	151.2	6	149.5	7	147.5	8	146.9	9	149.5
21	20	ESCUADERIA 1000 LAGOS	Vivi Garcia Pérez		TOYOTA AYGO	CK	5	152.1	2	152.1	5	151.6	11	151.4	6	151.4	7	151.7
22	26	FED. ANDALUZA DE	Fco. Manuel Puertas Pérez		TOYOTA AYGO	CK	6	151.2	4	151.2	7	150.2	3	149.7	5	149.7	10	150.4
23	31	RASANTE SPORT	Alejandro A. Ramos Corrales		TOYOTA AYGO	CK	7	150.8	13	150.2	14	150.0	5	149.7	2	149.7	6	150.1
24	18	C.D.E. ULTIMA VUELTA	Eugenio García Valentín		TOYOTA AYGO	CK	8	150.6	15	150.2	8	150.2	14	150.0	12	149.7	11	150.1
25	7	A.E.C.D.	Guillermo Velasco Ortega		DATSUN 1200	EN-1	2	142.6	9	142.2	12	142.1	3	141.7	10	141.5	5	142.0



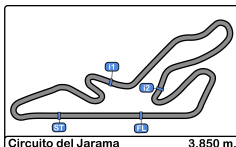
Circuito del Jarama

División 1

Entrenamiento Cronometrado

Secuencia Vueltas Rápidas

<u>Vta</u>	<u>Hora Día</u>	<u>Tiempo Sesión</u>	<u>Nº</u>	<u>Concursante</u>	<u>Piloto 1</u>	<u>Piloto 2</u>	<u>Vehículo</u>	<u>Cat</u>	<u>Tiempo</u>	<u>Km/h</u>
2	10:49:37.589	4:37.589	6	SMC Motorsport	Fernando Navarrete		BMW E36 325i	EN-3	1:57.194	118.2
3	10:51:32.969	6:32.969	6	SMC Motorsport	Fernando Navarrete		BMW E36 325i	EN-3	1:55.380	120.1
9	11:12:18.342	27:18.342	6	SMC Motorsport	Fernando Navarrete		BMW E36 325i	EN-3	1:55.325	120.1



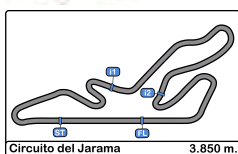
Circuito del Jarama

División 1

Entrenamiento Cronometrado

Mejor Máxima Velocidad del Evento

Cls	Nº	Concursante	Piloto 1	Piloto 2	Vehiculo	Cat	Km/h	Sesión
1	6	SMC Motorsport	Fernando Navarrete		BMW E36 325i	EN-3	204.1	Entrenamiento Cronometrado
2	12	JOSE G. VILLANUEVA RUIZ	Diego Villanueva Capote	Álvaro Villanueva Capote	BMW E36 325i	EN-3	198.5	Entrenamiento Cronometrado
3	29	A.E.C.D.	Lucas González-Anleo	Jorge Lopez Atienza	BMW E36 325i	EN-3	193.5	Entrenamiento Cronometrado
4	16	R A C E	Eduardo Alonso De Pablo		BMW E36 325i	EN-3	191.4	Entrenamiento Cronometrado
5	28	VSR	Pedro David Moya		BMW E36 325i	EN-3	191.1	Entrenamiento Cronometrado
6	9	EFICAR TEAM	Santiago Castilla Salinero		HYUNDAI GETZ 1.5 CRDi	3	189.1	Entrenamiento Cronometrado
7	2	C.D.E. ULTIMA VUELTA	José M. Serrano Gutierrez		VOLKSWAGEN GOLF GTI	EN-2	188.8	Entrenamiento Cronometrado
8	49	EFICAR TEAM	Teodosio A. Pérez Palomo		BMW E36 325i	EN-3	186.8	Entrenamiento Cronometrado
9	19	CLUB JARAMA SPORT	Adrián Martín Abraldes		HYUNDAI GETZ 1.5 CRDi	3	186.8	Entrenamiento Cronometrado
10	11	ESCUADERIA LE MANS	Miguel Gómez Perales	Juan José Rios Gullon	NISSAN PRIMERA	EN-2	185.8	Entrenamiento Cronometrado
11	15	DANIEL DEL MORAL	Guillermo Del Moral García		HYUNDAI ACCENT	3	177.9	Entrenamiento Cronometrado
12	45	RASANTE SPORT	Sergio Cabal Diez		CITROEN SAXO VTS	1	175.0	Entrenamiento Cronometrado
13	25	JUAN FCO. SANCHEZ	Juan Fco. Sánchez		HYUNDAI ACCENT	3	173.3	Entrenamiento Cronometrado
14	4	C.D.E. ULTIMA VUELTA	Cristian Sosa De Ana		CITROEN AX	3	171.1	Entrenamiento Cronometrado
15	17	CLUB JARAMA SPORT	Victor Garrido González		Peugeot 206 GTI	EN-2	166.4	Entrenamiento Cronometrado
16	21	VSR	Marco Aguilera Lopez		TOYOTA AYGO	CK	155.6	Entrenamiento Cronometrado
17	38	ESCUADERIA CENTRO	Mihai Smetanca		TOYOTA AYGO	CK	154.9	Entrenamiento Cronometrado
18	47	C.D.E. ULTIMA VUELTA	Alberto Gonzalez Checa		TOYOTA AYGO	CK	154.2	Entrenamiento Cronometrado
19	65	C.D.E. ULTIMA VUELTA	Rubén González Checa		TOYOTA AYGO	CK	153.8	Entrenamiento Cronometrado
20	48	ESCUADERIA CENTRO	José Luis Crespillo		DATSUN 1200	EN-1	152.5	Entrenamiento Cronometrado
21	20	ESCUADERIA 1000 LAGOS	Vivi Garcia Pérez		TOYOTA AYGO	CK	152.1	Entrenamiento Cronometrado
22	26	FED. ANDALUZA DE	Fco. Manuel Puertas Pérez		TOYOTA AYGO	CK	151.2	Entrenamiento Cronometrado
23	31	RASANTE SPORT	Alejandro A. Ramos		TOYOTA AYGO	CK	150.8	Entrenamiento Cronometrado
24	18	C.D.E. ULTIMA VUELTA	Eugenio García Valentín		TOYOTA AYGO	CK	150.6	Entrenamiento Cronometrado
25	7	A.E.C.D.	Guillermo Velasco Ortega		DATSUN 1200	EN-1	142.6	Entrenamiento Cronometrado



Circuito del Jarama
División 1
Entrenamiento Cronometrado
Tiempos Parada en Pit

2 José M. Serrano Gutierrez VOLKSWAGEN GOLF GTI
 EN-2 C.D.E. ULTIMA VUELTA

Nr.	Hora Día Entrada	Tiempo Entrada	Tiempo Salida	Tiempo Box	T. Box Total
1	11:10:23.595	11:10:23.595	11:13:15.366	0:02:51.771	0:02:51.771

4 Cristian Sosa De Ana CITROEN AX
 3 C.D.E. ULTIMA VUELTA

Nr.	Hora Día Entrada	Tiempo Entrada	Tiempo Salida	Tiempo Box	T. Box Total
1	10:57:25.136	10:57:25.136	10:59:35.003	0:02:09.867	0:02:09.867

6 Fernando Navarrete Perdices BMW E36 325i
 EN-3 SMC Motorsport

Nr.	Hora Día Entrada	Tiempo Entrada	Tiempo Salida	Tiempo Box	T. Box Total
1	10:55:37.396	10:55:37.396	11:04:37.374	0:08:59.978	0:08:59.978

7 Guillermo Velasco Ortega DATSUN 1200
 EN-1 A.E.C.D.

Nr.	Hora Día Entrada	Tiempo Entrada	Tiempo Salida	Tiempo Box	T. Box Total
1	10:54:12.476	10:54:12.476	10:55:59.217	0:01:46.741	0:01:46.741

9 Santiago Castilla Salinero HYUNDAI GETZ 1.5 CRDi
 3 EFICAR TEAM

Nr.	Hora Día Entrada	Tiempo Entrada	Tiempo Salida	Tiempo Box	T. Box Total
1	10:57:26.522	10:57:26.522	11:02:27.863	0:05:01.341	0:05:01.341
2	11:10:31.472	11:10:31.472	11:12:46.230	0:02:14.758	0:07:16.099

11 Gómez Perales - Rios Gullon NISSAN PRIMERA
 EN-2 ESCUDERIA LE MANS

Nr.	Hora Día Entrada	Tiempo Entrada	Tiempo Salida	Tiempo Box	T. Box Total
1	11:11:46.310	11:11:46.310	11:14:28.013	0:02:41.703	0:02:41.703

12 Villanueva Capote - Villanueva Capote BMW E36 325i
 EN-3 JOSE G. VILLANUEVA RUIZ

Nr.	Hora Día Entrada	Tiempo Entrada	Tiempo Salida	Tiempo Box	T. Box Total
1	11:01:56.765	11:01:56.765	11:04:44.679	0:02:47.914	0:02:47.914

15 Guillermo Del Moral García HYUNDAI ACCENT
 3 DANIEL DEL MORAL

Nr.	Hora Día Entrada	Tiempo Entrada	Tiempo Salida	Tiempo Box	T. Box Total
1	10:56:52.430	10:56:52.430	10:58:41.382	0:01:48.952	0:01:48.952

19 Adrián Martín Abrales HYUNDAI GETZ 1.5 CRDi
 3 CLUB JARAMA SPORT

Nr.	Hora Día Entrada	Tiempo Entrada	Tiempo Salida	Tiempo Box	T. Box Total
1	10:53:45.087	10:53:45.087	10:56:21.097	0:02:36.010	0:02:36.010
2	11:08:54.774	11:08:54.774	11:10:39.355	0:01:44.581	0:04:20.591

20 Vivi Garcia Pérez TOYOTA AYGO
 CK ESCUDERIA 1000 LAGOS

Nr.	Hora Día Entrada	Tiempo Entrada	Tiempo Salida	Tiempo Box	T. Box Total
1	10:53:20.023	10:53:20.023	10:55:26.568	0:02:06.545	0:02:06.545

21 Marco Aguilera Lopez TOYOTA AYGO
 CK VSR

Nr.	Hora Día Entrada	Tiempo Entrada	Tiempo Salida	Tiempo Box	T. Box Total
1	11:00:33.028	11:00:33.028	11:03:38.316	0:03:05.288	0:03:05.288
2	11:08:14.467	11:08:14.467	11:10:47.565	0:02:33.098	0:05:38.386

25 Juan Fco. Sánchez Jiménez HYUNDAI ACCENT
 3 JUAN FCO. SANCHEZ JIMENEZ

Nr.	Hora Día Entrada	Tiempo Entrada	Tiempo Salida	Tiempo Box	T. Box Total
1	10:50:14.895	10:50:14.895	10:51:37.645	0:01:22.750	0:01:22.750

26 Fco. Manuel Puertas Pérez TOYOTA AYGO
 CK FED. ANDALUZA DE AUTOMOVILISMO

Nr.	Hora Día Entrada	Tiempo Entrada	Tiempo Salida	Tiempo Box	T. Box Total
1	10:58:14.073	10:58:14.073	11:00:26.839	0:02:12.766	0:02:12.766

29 González-Anleo Polo - Lopez Atienza BMW E36 325i
 EN-3 A.E.C.D.

Nr.	Hora Día Entrada	Tiempo Entrada	Tiempo Salida	Tiempo Box	T. Box Total
1	10:58:20.616	10:58:20.616	11:02:32.272	0:04:11.656	0:04:11.656

31 Alejandro A. Ramos Corrales TOYOTA AYGO
 CK RASANTE SPORT

Nr.	Hora Día Entrada	Tiempo Entrada	Tiempo Salida	Tiempo Box	T. Box Total
1	10:53:54.412	10:53:54.412	10:55:23.212	0:01:28.800	0:01:28.800

38 Mihai Smetanca TOYOTA AYGO
 CK ESCUDERIA CENTRO

Nr.	Hora Día Entrada	Tiempo Entrada	Tiempo Salida	Tiempo Box	T. Box Total
1	10:58:15.276	10:58:15.276	11:00:27.753	0:02:12.477	0:02:12.477

45 Sergio Cabal Diez CITROEN SAXO VTS
 1 RASANTE SPORT

Nr.	Hora Día Entrada	Tiempo Entrada	Tiempo Salida	Tiempo Box	T. Box Total
1	10:55:39.058	10:55:39.058	10:57:25.740	0:01:46.682	0:01:46.682

47 Alberto Gonzalez Checa TOYOTA AYGO
 CK C.D.E. ULTIMA VUELTA

Nr.	Hora Día Entrada	Tiempo Entrada	Tiempo Salida	Tiempo Box	T. Box Total
1	10:58:17.055	10:58:17.055	11:00:21.163	0:02:04.108	0:02:04.108
2	11:10:00.856	11:10:00.856	11:12:51.756	0:02:50.900	0:04:55.008

48 José Luis Crespillo Calderon DATSUN 1200
 EN-1 ESCUDERIA CENTRO

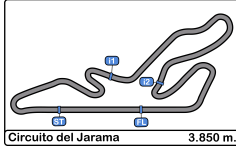
Nr.	Hora Día Entrada	Tiempo Entrada	Tiempo Salida	Tiempo Box	T. Box Total
1	10:54:13.688	10:54:13.688	10:56:19.664	0:02:05.976	0:02:05.976

49 Teodosio A. Pérez Palomo BMW E36 325i
 EN-3 EFICAR TEAM

Nr.	Hora Día Entrada	Tiempo Entrada	Tiempo Salida	Tiempo Box	T. Box Total
1	10:48:56.862	10:48:56.862	10:49:28.058	0:00:31.196	0:00:31.196
2	11:05:43.501	11:05:43.501	11:07:45.483	0:02:01.982	0:02:33.178

65 Rubén González Checa TOYOTA AYGO
 CK C.D.E. ULTIMA VUELTA

Nr.	Hora Día Entrada	Tiempo Entrada	Tiempo Salida	Tiempo Box	T. Box Total
1	10:58:19.363	10:58:19.363	11:00:29.408	0:02:10.045	0:02:10.045

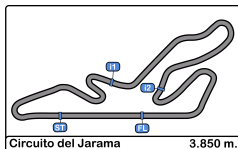


Circuito del Jarama
División 1
Entrenamiento Cronometrado
Resultados Finales

Cls	Nº	Concursante	Piloto 1	Piloto 2	Vehiculo	Cat	Cl	N.V.	V.R.	Tiempo	Dif 1º	Dif Ant.	Km/h
1	6	SMC Motorsport	Fernando Navarrete Perdices		BMW E36 325i	EN-3	1	10	9	1:55.325			120.1
2	12	JOSE G. VILLANUEVA RUIZ	Diego Villanueva Capote	<u>Álvaro Villanueva Capote</u>	BMW E36 325i	EN-3	2	17	12	1:55.716	0.391	0.391	119.7
3	9	EFICAR TEAM	Santiago Castilla Salinero		HYUNDAI GETZ 1.5 CRDi	3	1	13	12	1:55.751	0.426	0.035	119.7
4	19	CLUB JARAMA SPORT	Adrián Martín Abrales		HYUNDAI GETZ 1.5 CRDi	3	2	13	11	1:58.206	2.881	2.455	117.2
5	28	VSR	Pedro David Moya Rodríguez		BMW E36 325i	EN-3	3	7	6	1:59.377	4.052	1.171	116.1
6	49	EFICAR TEAM	Teodosio A. Pérez Palomo		BMW E36 325i	EN-3	4	16	6	1:59.842	4.517	0.465	115.6
7	16	R A C E	Eduardo Alonso De Pablo		BMW E36 325i	EN-3	5	9	5	2:00.202	4.877	0.360	115.3
8	2	C.D.E. ULTIMA VUELTA	José M. Serrano Gutierrez		VOLKSWAGEN GOLF GTI	EN-2	1	12	11	2:01.405	6.080	1.203	114.1
9	29	A.E.C.D.	Lucas González-Anleo Polo	Jorge Lopez Atienza	BMW E36 325i	EN-3	6	15	3	2:01.873	6.548	0.468	113.7
10	11	ESCUADERIA LE MANS	Miguel Gómez Perales	Juan José Rios Gullon	NISSAN PRIMERA	EN-2	2	14	7	2:01.897	6.572	0.024	113.7
11	15	DANIEL DEL MORAL	Guillermo Del Moral García		HYUNDAI ACCENT	3	3	12	9	2:04.401	9.076	2.504	111.4
12	25	JUAN FCO. SANCHEZ	Juan Fco. Sánchez Jiménez		HYUNDAI ACCENT	3	4	17	11	2:06.047	10.722	1.646	109.9
13	4	C.D.E. ULTIMA VUELTA	Cristian Sosa De Ana		CITROEN AX	3	5	13	7	2:06.291	10.966	0.244	109.7
14	45	RASANTE SPORT	Sergio Cabal Diez		CITROEN SAXO VTS	1	1	9	7	2:07.603	12.278	1.312	108.6
15	17	CLUB JARAMA SPORT	Victor Garrido González		Peugeot 206 GTI	EN-2	3	13	12	2:09.443	14.118	1.840	107.0
16	26	FED. ANDALUZA DE	Fco. Manuel Puertas Pérez		TOYOTA AYGO	CK	1	14	10	2:16.861	21.536	7.418	101.2
17	38	ESCUADERIA CENTRO	Mihai Smetanca		TOYOTA AYGO	CK	2	15	9	2:17.117	21.792	0.256	101.0
18	21	VSR	Marco Aguilera Lopez		TOYOTA AYGO	CK	3	14	13	2:17.288	21.963	0.171	100.9
19	65	C.D.E. ULTIMA VUELTA	Rubén González Checa		TOYOTA AYGO	CK	4	13	8	2:17.505	22.180	0.217	100.7
20	47	C.D.E. ULTIMA VUELTA	Alberto Gonzalez Checa		TOYOTA AYGO	CK	5	13	11	2:17.518	22.193	0.013	100.7
21	20	ESCUADERIA 1000 LAGOS	Vivi Garcia Pérez		TOYOTA AYGO	CK	6	14	2	2:19.649	24.324	2.131	99.2
22	31	RASANTE SPORT	Alejandro A. Ramos Corrales		TOYOTA AYGO	CK	7	14	13	2:20.166	24.841	0.517	98.8
23	18	C.D.E. ULTIMA VUELTA	Eugenio García Valentín		TOYOTA AYGO	CK	8	14	8	2:21.127	25.802	0.961	98.2
24	48	ESCUADERIA CENTRO	José Luis Crespillo Calderon		DATSUN 1200	EN-1	1	9	8	2:21.205	25.880	0.078	98.1
25	7	A.E.C.D.	Guillermo Velasco Ortega		DATSUN 1200	EN-1	2	13	12	2:22.568	27.243	1.363	97.2

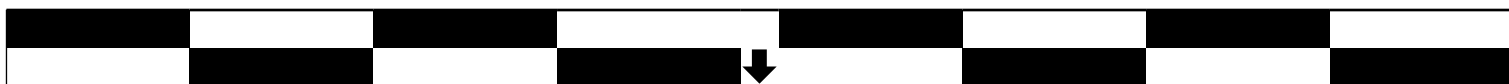
Publicada a las:.....

Comisarios Deportivos:	Director de Carrera:	Cronometrador:
-------------------------------	-----------------------------	---------------------------



Circuito del Jarama
División 1
Carrera 1
Parrilla de Salida

25	7	Guillermo Velasco Ortega	2:22.568	.13.	2:21.205	José Luis Crespillo Calderon	48	24
23	18	Eugenio García Valentín	2:21.127	.12.	2:20.166	Alejandro A. Ramos Corrales	31	22
21	20	Vivi Garcia Pérez	2:19.649	.11.	2:17.518	Alberto Gonzalez Checa	47	20
19	65	Rubén González Checa	2:17.505	.10.	2:17.288	Marco Aguilera Lopez	21	18
17	38	Mihai Smetanca	2:17.117	.9.	2:16.861	Fco. Manuel Puertas Pérez	26	16
15	17	Victor Garrido González	2:09.443	.8.	2:07.603	Sergio Cabal Diez	45	14
13	4	Cristian Sosa De Ana	2:06.291	.7.	2:06.047	Juan Fco. Sánchez Jiménez	25	12
11	15	Guillermo Del Moral García	2:04.401	.6.	2:01.897	Miquel Gómez Perales	11	10
9	29	Lucas González-Anleo Polo	2:01.873	.5.	2:01.405	José M. Serrano Gutierrez	2	8
7	16	Eduardo Alonso De Pablo	2:00.202	.4.	1:59.842	Teodosio A. Pérez Palomo	49	6
5	28	Pedro David Moya Rodríguez	1:59.377	.3.	1:58.206	Adrián Martín Abraldes	19	4
3	9	Santiago Castilla Salinero	1:55.751	.2.	1:55.716	Diego Villanueva Capote	12	2
1	6	Fernando Navarrete Perdices	1:55.325	.1.				

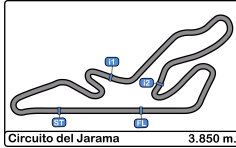


Pole

Publicada a las:.....

Comisarios Deportivos:

Cronometrador:



Circuito del Jarama
División 1
Carrera 1
Resultados Provisionales

Cls	Nº	Concursante	Piloto 1	Piloto 2	Vehiculo	Cat	Cl	N.V.	Tiempo	Dif 1º	Dif Ant.	Km/h	V.R.	Tiempo	Km/h
1	12	JOSE G. VILLANUEVA RUIZ	<u>Diego Villanueva Capote</u>	Álvaro Villanueva Capote	BMW E36 325i	EN-3	1	10	19:29.770			118.4	4	1:56.446	119.0
2	6	SMC Motorsport	Fernando Navarrete Perdices		BMW E36 325i	EN-3	2	10	19:36.443	6.673	6.673	117.8	1	1:55.538	119.9
3	9	EFICAR TEAM	Santiago Castilla Salinero		HYUNDAI GETZ 1.5 CRDi	3	1	10	19:47.018	17.248	10.575	116.7	1	1:57.169	118.2
4	19	CLUB JARAMA SPORT	Adrián Martín Abrales		HYUNDAI GETZ 1.5 CRDi	3	2	10	20:16.613	46.843	29.595	113.9	2	1:59.063	116.4
5	49	EFICAR TEAM	Teodosio A. Pérez Palomo		BMW E36 325i	EN-3	3	10	20:23.371	53.601	6.758	113.2	4	2:00.606	114.9
6	29	A.E.C.D.	<u>Lucas González-Anleo Polo</u>	Jorge Lopez Atienza	BMW E36 325i	EN-3	4	10	20:27.247	57.477	3.876	112.9	7	2:01.650	113.9
7	16	R A C E	Eduardo Alonso De Pablo		BMW E36 325i	EN-3	5	10	20:32.733	1:02.963	5.486	112.4	4	2:02.174	113.4
8	2	C.D.E. ULTIMA VUELTA	José M. Serrano Gutierrez		VOLKSWAGEN GOLF GTI	EN-2	1	10	20:44.923	1:15.153	12.190	111.3	2	2:02.021	113.5
9	11	ESCUADERIA LE MANS	<u>Miguel Gómez Perales</u>	Juan José Rios Gullon	NISSAN PRIMERA	EN-2	2	10	20:52.750	1:22.980	7.827	110.6	6	2:03.479	112.2
10	15	DANIEL DEL MORAL	Guillermo Del Moral García		HYUNDAI ACCENT	3	3	10	21:04.106	1:34.336	11.356	109.6	2	2:04.615	111.2
11	4	C.D.E. ULTIMA VUELTA	Cristian Sosa De Ana		CITROEN AX	3	4	10	21:08.249	1:38.479	4.143	109.2	2	2:05.796	110.1
12	25	JUAN FCO. SANCHEZ JIMENEZ	Juan Fco. Sánchez Jiménez		HYUNDAI ACCENT	3	5	10	21:23.413	1:53.643	15.164	107.9	4	2:06.690	109.4
13	26	FED. ANDALUZA DE	Fco. Manuel Puertas Pérez		TOYOTA AYGO	CK	1	9	20:47.880	1 Vta	1 Vta	99.9	3	2:17.773	100.6
14	21	VSR	Marco Aguilera Lopez		TOYOTA AYGO	CK	2	9	20:48.297	1 Vta	0.417	99.9	9	2:17.550	100.7
15	38	ESCUADERIA CENTRO	Mihai Smetanca		TOYOTA AYGO	CK	3	9	20:57.545	1 Vta	9.248	99.1	4	2:18.051	100.3
16	47	C.D.E. ULTIMA VUELTA	Alberto Gonzalez Checa		TOYOTA AYGO	CK	4	9	20:58.122	1 Vta	0.577	99.1	2	2:17.411	100.8
17	65	C.D.E. ULTIMA VUELTA	Rubén González Checa		TOYOTA AYGO	CK	5	9	20:59.086	1 Vta	0.964	99.0	2	2:17.718	100.6
18	20	ESCUADERIA 1000 LAGOS	Vivi Garcia Pérez		TOYOTA AYGO	CK	6	9	21:18.200	1 Vta	19.114	97.5	3	2:20.355	98.7
19	31	RASANTE SPORT	Alejandro A. Ramos Corrales		TOYOTA AYGO	CK	7	9	21:19.034	1 Vta	0.834	97.5	4	2:20.107	98.9
20	18	C.D.E. ULTIMA VUELTA	Eugenio García Valentín		TOYOTA AYGO	CK	8	9	21:26.156	1 Vta	7.122	96.9	4	2:21.037	98.2
21	48	ESCUADERIA CENTRO	José Luis Crespillo Calderon		DATSUN 1200	EN-1	1	9	21:33.546	1 Vta	7.390	96.4	3	2:19.827	99.1
22	7	A.E.C.D.	Guillermo Velasco Ortega		DATSUN 1200	EN-1	2	9	21:44.808	1 Vta	11.262	95.6	2	2:21.834	97.7
23	17	CLUB JARAMA SPORT	Victor Garrido González		Peugeot 206 GTI	EN-2	3	8	17:57.487	2 Vtas	1 Vta	102.9	6	2:10.547	106.1

No clasificados: (Requerimiento: 75% del numero de vueltas del lider = 8 Vueltas)

28	VSR	Pedro David Moya Rodríguez			BMW E36 325i	EN-3	6								
----	-----	----------------------------	--	--	--------------	------	---	--	--	--	--	--	--	--	--

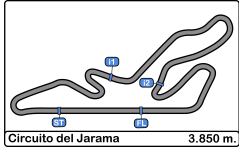
Excluidos:

45	RASANTE SPORT	Sergio Cabal Diez			CITROEN SAXO VTS		1								
----	---------------	-------------------	--	--	------------------	--	---	--	--	--	--	--	--	--	--

Vta. rápida de Fernando Navarrete Perdices en 1:55.538 a 119.9 Km/h en la vuelta 1

Publicada a las:.....

Comisarios Deportivos:	Director de Carrera:	Cronometrador:
-------------------------------	-----------------------------	---------------------------



Circuito del Jarama

División 1

Carrera 1

Resultados Provisionales

*** PENALIZACIONES**

Vehículo Nº 12 Penalización de 5 segundos en función del Artículo 15.2 del Reglamento de CRT

Vehículo Nº 6 Penalización de 5 segundos en función del Artículo 15.2 del Reglamento de CRT

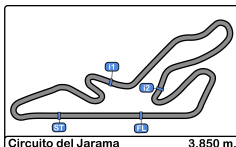
Vehículo Nº 45 EXCLUIDO en función del Artículo 25 del Reglamento de CRT

Publicada a las:.....

Comisarios Deportivos:

Director de Carrera:

Cronometrador:



Circuito del Jarama

División 1

Carrera 1

Resultados Provisionales por Categoría

Cls	Nº	Concursante	Piloto 1	Piloto 2	Vehiculo	Cat	Cl	N.V.	Tiempo	Dif 1º	Dif Ant.	Km/h	V.R.	Tiempo	Km/h
Copa KOBE Circuitos 2021															
1	26	FED. ANDALUZA DE	Fco. Manuel Puertas Pérez		TOYOTA AYGO	CK	1	9	20:47.880			99.9	3	2:17.773	100.6
2	21	VSR	Marco Aguilera Lopez		TOYOTA AYGO	CK	2	9	20:48.297	0.417	0.417	99.9	9	2:17.550	100.7
3	38	ESCUADERIA CENTRO	Mihai Smetanca		TOYOTA AYGO	CK	3	9	20:57.545	9.665	9.248	99.1	4	2:18.051	100.3
4	47	C.D.E. ULTIMA VUELTA	Alberto Gonzalez Checa		TOYOTA AYGO	CK	4	9	20:58.122	10.242	0.577	99.1	2	2:17.411	100.8
5	65	C.D.E. ULTIMA VUELTA	Rubén González Checa		TOYOTA AYGO	CK	5	9	20:59.086	11.206	0.964	99.0	2	2:17.718	100.6
6	20	ESCUADERIA 1000 LAGOS	Vivi Garcia Pérez		TOYOTA AYGO	CK	6	9	21:18.200	30.320	19.114	97.5	3	2:20.355	98.7
7	31	RASANTE SPORT	Alejandro A. Ramos Corrales		TOYOTA AYGO	CK	7	9	21:19.034	31.154	0.834	97.5	4	2:20.107	98.9
8	18	C.D.E. ULTIMA VUELTA	Eugenio García Valentín		TOYOTA AYGO	CK	8	9	21:26.156	38.276	7.122	96.9	4	2:21.037	98.2

Categoría 1

Excluidos:

45	RASANTE SPORT	Sergio Cabal Diez		CITROEN SAXO VTS	1
----	---------------	-------------------	--	------------------	---

Categoría 3

1	9	EFICAR TEAM	Santiago Castilla Salinero		HYUNDAI GETZ 1.5 CRDi	3	1	10	19:47.018			116.7	1	1:57.169	118.2
2	19	CLUB JARAMA SPORT	Adrián Martín Abrales		HYUNDAI GETZ 1.5 CRDi	3	2	10	20:16.613	29.595	29.595	113.9	2	1:59.063	116.4
3	15	DANIEL DEL MORAL	Guillermo Del Moral García		HYUNDAI ACCENT	3	3	10	21:04.106	1:17.088	47.493	109.6	2	2:04.615	111.2
4	4	C.D.E. ULTIMA VUELTA	Cristian Sosa De Ana		CITROEN AX	3	4	10	21:08.249	1:21.231	4.143	109.2	2	2:05.796	110.1
5	25	JUAN FCO. SANCHEZ JIMENEZ	Juan Fco. Sánchez Jiménez		HYUNDAI ACCENT	3	5	10	21:23.413	1:36.395	15.164	107.9	4	2:06.690	109.4

Categoría Endurance Type 1

1	48	ESCUADERIA CENTRO	José Luis Crespillo Calderon		DATSUN 1200	EN-1	1	9	21:33.546			96.4	3	2:19.827	99.1
2	7	A.E.C.D.	Guillermo Velasco Ortega		DATSUN 1200	EN-1	2	9	21:44.808	11.262	11.262	95.6	2	2:21.834	97.7

Categoría Endurance Type 2

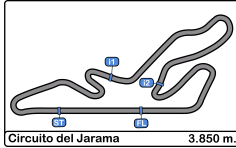
1	2	C.D.E. ULTIMA VUELTA	José M. Serrano Gutierrez		VOLKSWAGEN GOLF GTI	EN-2	1	10	20:44.923			111.3	2	2:02.021	113.5
2	11	ESCUADERIA LE MANS	Miguel Gómez Perales	Juan José Rios Gullon	NISSAN PRIMERA	EN-2	2	10	20:52.750	7.827	7.827	110.6	6	2:03.479	112.2
3	17	CLUB JARAMA SPORT	Victor Garrido González		Peugeot 206 GTI	EN-2	3	8	17:57.487	2 Vtas	2 Vtas	102.9	6	2:10.547	106.1

Categoría Endurance Type 3

1	12	JOSE G. VILLANUEVA RUIZ	Diego Villanueva Capote	Álvaro Villanueva Capote	BMW E36 325i	EN-3	1	10	19:29.770			118.4	4	1:56.446	119.0
---	----	-------------------------	--------------------------------	--------------------------	--------------	------	---	----	------------------	--	--	-------	---	----------	-------

Publicada a las:.....

Comisarios Deportivos:	Director de Carrera:	Cronometrador:
-------------------------------	-----------------------------	-----------------------



Circuito del Jarama

División 1

Carrera 1

Resultados Provisionales por Categoría

Cls	Nº	Concursante	Piloto 1	Piloto 2	Vehiculo	Cat	Cl	N.V.	Tiempo	Dif 1º	Dif Ant.	Km/h	V.R.	Tiempo	Km/h
2	6	SMC Motorsport	Fernando Navarrete Perdices		BMW E36 325i	EN-3	2	10	19:36.443	6.673	6.673	117.8	1	1:55.538	119.9
3	49	EFICAR TEAM	Teodosio A. Pérez Palomo		BMW E36 325i	EN-3	3	10	20:23.371	53.601	46.928	113.2	4	2:00.606	114.9
4	29	A.E.C.D.	<u>Lucas González-Anleo Polo</u>	Jorge Lopez Atienza	BMW E36 325i	EN-3	4	10	20:27.247	57.477	3.876	112.9	7	2:01.650	113.9
5	16	R A C E	Eduardo Alonso De Pablo		BMW E36 325i	EN-3	5	10	20:32.733	1:02.963	5.486	112.4	4	2:02.174	113.4
No clasificados: (Requerimiento: 75% del numero de vueltas del lider = 8 Vueltas)															
	28	VSR	Pedro David Moya Rodríguez		BMW E36 325i	EN-3	6								

Vta. rápida de Fernando Navarrete Perdices en 1:55.538 a 119.9 Km/h en la vuelta 1

*** PENALIZACIONES**

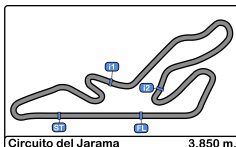
Vehículo Nº 12 Penalización de 5 segundos en función del Artículo 15.2 del Reglamento de CRT

Vehículo Nº 6 Penalización de 5 segundos en función del Artículo 15.2 del Reglamento de CRT

Vehículo Nº 45 EXCLUIDO en función del Artículo 25 del Reglamento de CRT

Publicada a las:.....

Comisarios Deportivos:	Director de Carrera:	Cronometrador:
-------------------------------	-----------------------------	---------------------------



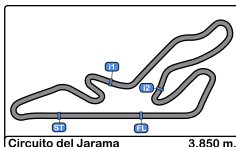
Circuito del Jarama

División 1

Carrera 1

Clasificación Provisional por Vuelta Rápida de Piloto

Clas	Nº	Concursante	Vehiculo	Piloto	Cat	Clas	N.V.	V.R.	Tiempo	Dif 1º	Dif Ant.	Km/h
1	6	SMC Motorsport	BMW E36 325i	Fernando Navarrete Perdices	EN-3	1	10	1	1:55.538			119.9
2	12	JOSE G. VILLANUEVA RUIZ	BMW E36 325i	Diego Villanueva Capote	EN-3	2	10	4	1:56.446	0.908	0.908	119.0
3	9	EFICAR TEAM	HYUNDAI GETZ 1.5 CRDi	Santiago Castilla Salinero	3	1	10	1	1:57.169	1.631	0.723	118.2
4	19	CLUB JARAMA SPORT	HYUNDAI GETZ 1.5 CRDi	Adrián Martín Abrales	3	2	10	2	1:59.063	3.525	1.894	116.4
5	49	EFICAR TEAM	BMW E36 325i	Teodosio A. Pérez Palomo	EN-3	3	10	4	2:00.606	5.068	1.543	114.9
6	29	A.E.C.D.	BMW E36 325i	Lucas González-Anleo Polo	EN-3	4	10	7	2:01.650	6.112	1.044	113.9
7	2	C.D.E. ULTIMA VUELTA	VOLKSWAGEN GOLF GTI	José M. Serrano Gutierrez	EN-2	1	10	2	2:02.021	6.483	0.371	113.5
8	16	R A C E	BMW E36 325i	Eduardo Alonso De Pablo	EN-3	5	10	4	2:02.174	6.636	0.153	113.4
9	11	ESCUADERIA LE MANS	NISSAN PRIMERA	Miguel Gómez Perales	EN-2	2	10	6	2:03.479	7.941	1.305	112.2
10	15	DANIEL DEL MORAL	HYUNDAI ACCENT	Guillermo Del Moral García	3	3	10	2	2:04.615	9.077	1.136	111.2
11	4	C.D.E. ULTIMA VUELTA	CITROEN AX	Cristian Sosa De Ana	3	4	10	2	2:05.796	10.258	1.181	110.1
12	25	JUAN FCO. SANCHEZ	HYUNDAI ACCENT	Juan Fco. Sánchez Jiménez	3	5	10	4	2:06.690	11.152	0.894	109.4
13	45	RASANTE SPORT	CITROEN SAXO VTS	Sergio Cabal Diez	1	1	9	2	2:09.756	14.218	3.066	106.8
14	17	CLUB JARAMA SPORT	Peugeot 206 GTI	Victor Garrido González	EN-2	3	8	6	2:10.547	15.009	0.791	106.1
15	47	C.D.E. ULTIMA VUELTA	TOYOTA AYGO	Alberto Gonzalez Checa	CK	1	9	2	2:17.411	21.873	6.864	100.8
16	21	VSR	TOYOTA AYGO	Marco Aguilera Lopez	CK	2	9	9	2:17.550	22.012	0.139	100.7
17	65	C.D.E. ULTIMA VUELTA	TOYOTA AYGO	Rubén González Checa	CK	3	9	2	2:17.718	22.180	0.168	100.6
18	26	FED. ANDALUZA DE	TOYOTA AYGO	Fco. Manuel Puertas Pérez	CK	4	9	3	2:17.773	22.235	0.055	100.6
19	38	ESCUADERIA CENTRO	TOYOTA AYGO	Mihai Smetanca	CK	5	9	4	2:18.051	22.513	0.278	100.3
20	48	ESCUADERIA CENTRO	DATSUN 1200	José Luis Crespillo Calderon	EN-1	1	9	3	2:19.827	24.289	1.776	99.1
21	31	RASANTE SPORT	TOYOTA AYGO	Alejandro A. Ramos Corrales	CK	6	9	4	2:20.107	24.569	0.280	98.9
22	20	ESCUADERIA 1000 LAGOS	TOYOTA AYGO	Vivi Garcia Pérez	CK	7	9	3	2:20.355	24.817	0.248	98.7
23	18	C.D.E. ULTIMA VUELTA	TOYOTA AYGO	Eugenio García Valentín	CK	8	9	4	2:21.037	25.499	0.682	98.2
24	7	A.E.C.D.	DATSUN 1200	Guillermo Velasco Ortega	EN-1	2	9	2	2:21.834	26.296	0.797	97.7



Circuito del Jarama

División 1

Carrera 1

Distancia y Velocidad Media

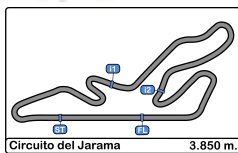
Cls	Nº	Concursante	Piloto 1	Piloto 2	Vehiculo	Cat	Cls	Vtas.	Distancia	Tiempo	Km/h
1	12	JOSE G. VILLANUEVA RUIZ	<u>Diego Villanueva Capote</u>	Álvaro Villanueva Capote	BMW E36 325i	EN-3	1	10	38.50	19:29.770	118.4
2	6	SMC Motorsport	Fernando Navarrete		BMW E36 325i	EN-3	2	10	38.50	19:36.443	117.8
3	9	EFICAR TEAM	Santiago Castilla Salinero		HYUNDAI GETZ 1.5 CRDi	3	1	10	38.50	19:47.018	116.7
4	19	CLUB JARAMA SPORT	Adrián Martín Abraldes		HYUNDAI GETZ 1.5 CRDi	3	2	10	38.50	20:16.613	113.9
5	49	EFICAR TEAM	Teodosio A. Pérez Palomo		BMW E36 325i	EN-3	3	10	38.50	20:23.371	113.2
6	29	A.E.C.D.	<u>Lucas González-Anleo</u>	Jorge Lopez Atienza	BMW E36 325i	EN-3	4	10	38.50	20:27.247	112.9
7	16	R A C E	Eduardo Alonso De Pablo		BMW E36 325i	EN-3	5	10	38.50	20:32.733	112.4
8	2	C.D.E. ULTIMA VUELTA	José M. Serrano Gutierrez		VOLKSWAGEN GOLF GTI	EN-2	1	10	38.50	20:44.923	111.3
9	11	ESCUDERIA LE MANS	<u>Miguel Gómez Perales</u>	Juan José Rios Gullon	NISSAN PRIMERA	EN-2	2	10	38.50	20:52.750	110.6
10	15	DANIEL DEL MORAL	Guillermo Del Moral García		HYUNDAI ACCENT	3	3	10	38.50	21:04.106	109.6
11	4	C.D.E. ULTIMA VUELTA	Cristian Sosa De Ana		CITROEN AX	3	4	10	38.50	21:08.249	109.2
12	25	JUAN FCO. SANCHEZ	Juan Fco. Sánchez		HYUNDAI ACCENT	3	5	10	38.50	21:23.413	107.9
13	26	FED. ANDALUZA DE	Fco. Manuel Puertas Pérez		TOYOTA AYGO	CK	1	9	34.65	20:47.880	99.9
14	21	VSR	Marco Aguilera Lopez		TOYOTA AYGO	CK	2	9	34.65	20:48.297	99.9
15	38	ESCUDERIA CENTRO	Mihai Smetanca		TOYOTA AYGO	CK	3	9	34.65	20:57.545	99.1
16	47	C.D.E. ULTIMA VUELTA	Alberto Gonzalez Checa		TOYOTA AYGO	CK	4	9	34.65	20:58.122	99.1
17	65	C.D.E. ULTIMA VUELTA	Rubén González Checa		TOYOTA AYGO	CK	5	9	34.65	20:59.086	99.0
18	20	ESCUDERIA 1000 LAGOS	Vivi Garcia Pérez		TOYOTA AYGO	CK	6	9	34.65	21:18.200	97.5
19	31	RASANTE SPORT	Alejandro A. Ramos		TOYOTA AYGO	CK	7	9	34.65	21:19.034	97.5
20	18	C.D.E. ULTIMA VUELTA	Eugenio García Valentín		TOYOTA AYGO	CK	8	9	34.65	21:26.156	96.9
21	48	ESCUDERIA CENTRO	José Luis Crespillo		DATSUN 1200	EN-1	1	9	34.65	21:33.546	96.4
22	7	A.E.C.D.	Guillermo Velasco Ortega		DATSUN 1200	EN-1	2	9	34.65	21:44.808	95.6
23	17	CLUB JARAMA SPORT	Victor Garrido González		Peugeot 206 GTI	EN-2	3	8	30.80	17:57.487	102.9

No clasificados: (Requerimiento: 75% del numero de vueltas del lider = 8 Vueltas)

28	VSR	Pedro David Moya			BMW E36 325i	EN-3	6				
----	-----	------------------	--	--	--------------	------	---	--	--	--	--

Excluidos:

45	RASANTE SPORT	Sergio Cabal Diez			CITROEN SAXO VTS	1	1				
----	---------------	-------------------	--	--	------------------	---	---	--	--	--	--



Circuito del Jarama
División 1
Carrera 1
Tiempos Por Vuelta

2 José M. Serrano Gutierrez VOLKSWAGEN GOLF GTI **9** Santiago Castilla Salinero HYUNDAI GETZ 1.5 CRDI
 EN-2 C.D.E. ULTIMA VUELTA 3 EFICAR TEAM

Vta. D	Tiempo	Sector 1	Sector 2	Sector 3	V. Max.	Elapsed	Vta. D	Tiempo	Sector 1	Sector 2	Sector 3	V. Max.	Elapsed
1	2:08.317	52.303	41.309	34.705	109.5	2:08.317	1	1:57.169	44.761	39.836	32.572	105.1	1:57.169
2	2:02.021	46.551	41.168	34.302	188.1	4:10.338	2	1:57.228	44.718	39.891	32.619	184.3	3:54.397
3	2:02.529	46.876	41.256	34.397	189.1	6:12.867	3	1:57.206	44.855	39.693	32.658	184.3	5:51.603
4	2:02.191	46.647	41.241	34.303	189.1	8:15.058	4	1:57.505	44.825	39.785	32.895	181.8	7:49.108
5	2:02.763	47.093	41.190	34.480	187.1	10:17.821	5	1:57.912	45.039	39.924	32.949	185.2	9:47.020
6	2:02.766	46.813	41.202	34.751	187.5	12:20.587	6	2:00.397	45.513	41.398	33.486	183.3	11:47.417
7	2:03.355	46.926	42.030	34.399	189.8	14:23.942	7	2:00.422	45.349	41.777	33.296	182.1	13:47.839
8	2:05.949	48.592	42.199	35.158	189.1	16:29.891	8	1:58.606	45.416	40.148	33.042	175.8	15:46.445
9	2:05.207	47.329	42.462	35.416	187.8	18:35.098	9	2:00.498	45.591	41.777	33.130	175.6	17:46.943
10	2:04.825	47.757	42.392	34.676	184.6	20:39.923	10	2:00.075	45.634	41.040	33.401	176.4	19:47.018

4 Cristian Sosa De Ana CITROEN AX **11** Gómez Perales - Rios Gullon NISSAN PRIMERA
 3 C.D.E. ULTIMA VUELTA EN-2 ESCUDERIA LE MANS

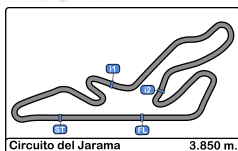
Vta. D	Tiempo	Sector 1	Sector 2	Sector 3	V. Max.	Elapsed	Vta. D	Tiempo	Sector 1	Sector 2	Sector 3	V. Max.	Elapsed
1	2:10.115	51.792	42.861	35.462	114.7	2:10.115	1 1	2:11.129	53.657	42.438	35.034	104.4	2:11.129
2	2:05.796	48.012	42.743	35.041	169.8	4:15.911	2 1	2:04.990	48.004	42.393	34.593	175.3	4:16.119
3	2:05.910	48.192	42.522	35.196	168.2	6:21.821	3 1	2:03.994	47.559	41.759	34.676	180.6	6:20.113
4	2:06.258	48.181	42.498	35.579	169.0	8:28.079	4 1	2:06.230	48.059	43.583	34.588	184.3	8:26.343
5	2:06.285	48.192	42.818	35.275	168.7	10:34.364	5 1	2:04.104	47.115	41.990	34.999	186.2	10:30.447
6	2:06.501	48.326	42.739	35.436	166.1	12:40.865	6 1	2:03.479	47.420	41.314	34.745	179.1	12:33.926
7	2:06.338	48.184	42.879	35.275	167.4	14:47.203	7 1	2:03.651	47.496	41.485	34.670	180.3	14:37.577
8	2:06.823	48.752	42.780	35.291	167.1	16:54.026	8 1	2:04.501	48.281	41.492	34.728	183.3	16:42.078
9	2:06.790	48.537	42.831	35.422	166.6	19:00.816	9 1	2:05.892	47.659	43.468	34.765	172.2	18:47.970
10	2:07.433	49.037	42.556	35.840	166.9	21:08.249	10 1	2:04.780	47.645	42.360	34.775	179.4	20:52.750

6 Fernando Navarrete Perdices BMW E36 325i **12** Villanueva Capote - Villanueva Capote BMW E36 325i
 EN-3 SMC Motorsport EN-3 JOSE G. VILLANUEVA RUIZ

Vta. D	Tiempo	Sector 1	Sector 2	Sector 3	V. Max.	Elapsed	Vta. D	Tiempo	Sector 1	Sector 2	Sector 3	V. Max.	Elapsed
1	1:55.538	43.245	39.520	32.773	99.6	1:55.538	1 1	1:56.484	44.301	39.361	32.822	104.1	1:56.484
2	1:56.742	44.416	39.577	32.749	197.4	3:52.280	2 1	1:57.027	44.970	39.251	32.806	194.9	3:53.511
3	1:57.032	44.524	39.619	32.889	196.7	5:49.312	3 1	1:56.713	44.763	39.280	32.670	196.3	5:50.224
4	1:57.161	44.628	39.195	33.338	194.5	7:46.473	4 1	1:56.446	44.877	38.982	32.587	196.0	7:46.670
5	1:57.994	44.708	39.995	33.291	201.8	9:44.467	5 1	1:57.976	45.194	39.815	32.967	196.0	9:44.646
6	1:59.430	46.277	40.437	32.716	191.8	11:43.897	6 1	1:58.183	46.404	39.250	32.529	193.8	11:42.829
7	1:56.914	45.178	39.353	32.383	200.7	13:40.811	7 1	1:57.158	45.729	38.928	32.501	195.6	13:39.987
8	1:56.855	44.940	39.155	32.760	200.7	15:37.666	8 1	1:56.535	44.812	39.037	32.686	195.2	15:36.522
9	1:57.013	44.735	39.457	32.821	202.2	17:34.679	9 1	1:56.715	44.810	39.178	32.727	193.8	17:33.237
10	1:56.764	44.362	39.416	32.986	202.6	19:31.443	10 1	1:56.533	44.584	39.155	32.794	195.2	19:29.770

7 Guillermo Velasco Ortega DATSUN 1200
 EN-1 A.E.C.D.

Vta. D	Tiempo	Sector 1	Sector 2	Sector 3	V. Max.	Elapsed
1	2:31.001	1:01.978	49.708	39.315	104.4	2:31.001
2	2:21.834	53.849	48.791	39.194	144.5	4:52.835
3	2:22.247	53.397	49.409	39.441	145.7	7:15.082
4	2:23.526	53.997	49.273	40.256	143.6	9:38.608
5	2:27.534	57.343	49.889	40.302	140.8	12:06.142
6	2:26.825	55.562	51.300	39.963	139.1	14:32.967
7	2:24.743	55.012	49.869	39.862	142.2	16:57.710
8	2:24.102	54.597	49.946	39.559	143.0	19:21.812
9	2:22.996	54.554	49.294	39.148	143.4	21:44.808



Circuito del Jarama
División 1
Carrera 1
Tiempos Por Vuelta

15 Guillermo Del Moral García **HYUNDAI ACCENT** **19** Adrián Martín Abrales **HYUNDAI GETZ 1.5 CRDI**
 3 DANIEL DEL MORAL 3 CLUB JARAMA SPORT

Vta. D	Tiempo	Sector 1	Sector 2	Sector 3	V. Max.	Elapsed	Vta. D	Tiempo	Sector 1	Sector 2	Sector 3	V. Max.	Elapsed
1	2:08.801	51.242	41.945	35.614	110.7	2:08.801	1	1:59.639	46.717	39.971	32.951	108.6	1:59.639
2	2:04.615	47.397	42.162	35.056	179.7	4:13.416	2	1:59.063	45.746	40.182	33.135	183.6	3:58.702
3	2:05.388	47.610	42.256	35.522	176.4	6:18.804	3	1:59.072	45.452	40.399	33.221	183.6	5:57.774
4	2:05.972	48.252	42.386	35.334	176.4	8:24.776	4	1:59.918	45.746	40.633	33.539	183.3	7:57.692
5	2:05.386	47.856	42.239	35.291	175.6	10:30.162	5	2:02.389	46.628	41.957	33.804	183.6	10:00.081
6	2:05.806	48.158	42.178	35.470	174.7	12:35.968	6	2:01.221	46.370	40.922	33.929	180.0	12:01.302
7	2:06.523	48.390	42.656	35.477	175.6	14:42.491	7	2:04.274	48.222	42.380	33.672	181.5	14:05.576
8	2:06.542	48.379	42.707	35.456	176.1	16:49.033	8	2:03.788	46.616	42.939	34.233	180.0	16:09.364
9	2:06.473	48.177	42.360	35.936	175.8	18:55.506	9	2:03.061	46.842	41.715	34.504	178.8	18:12.425
10	2:08.600	50.783	42.503	35.314	135.6	21:04.106	10	2:04.188	47.252	42.350	34.586	167.7	20:16.613

16 Eduardo Alonso De Pablo **BMW E36 325i** **20** Vivi Garcia Pérez **TOYOTA AYGO**
 EN-3 R A C E CK ESCUDERIA 1000 LAGOS

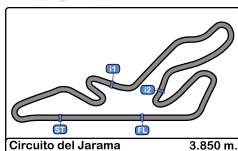
Vta. D	Tiempo	Sector 1	Sector 2	Sector 3	V. Max.	Elapsed	Vta. D	Tiempo	Sector 1	Sector 2	Sector 3	V. Max.	Elapsed
1	2:05.826	50.305	41.639	33.882	108.1	2:05.826	1	2:27.000	59.820	48.118	39.062	105.9	2:27.000
2	2:03.182	47.149	41.494	34.539	183.6	4:09.008	2	2:20.710	52.952	48.554	39.204	152.7	4:47.710
3	2:02.431	46.577	41.539	34.315	183.9	6:11.439	3	2:20.355	52.926	48.467	38.962	150.8	7:08.065
4	2:02.174	47.153	41.040	33.981	175.6	8:13.613	4	2:20.965	53.360	48.387	39.218	151.0	9:29.030
5	2:02.425	47.053	41.151	34.221	184.3	10:16.038	5	2:22.423	53.440	48.951	40.032	148.9	11:51.453
6	2:02.570	47.050	41.222	34.298	180.0	12:18.608	6	2:21.179	53.452	48.653	39.074	151.8	14:12.632
7	2:02.268	46.866	41.161	34.241	191.4	14:20.876	7	2:22.372	53.447	48.596	40.329	152.7	16:35.004
8	2:02.886	47.226	41.216	34.444	179.7	16:23.762	8	2:21.167	53.366	48.492	39.309	151.0	18:56.171
9	2:04.494	47.828	41.824	34.842	180.0	18:28.256	9	2:22.029	54.657	48.168	39.204	129.4	21:18.200
10	2:04.477	48.187	41.277	35.013	161.1	20:32.733							

17 Victor Garrido González **Peugeot 206 GTI** **21** Marco Aguilera Lopez **TOYOTA AYGO**
 EN-2 CLUB JARAMA SPORT CK VSR

Vta. D	Tiempo	Sector 1	Sector 2	Sector 3	V. Max.	Elapsed	Vta. D	Tiempo	Sector 1	Sector 2	Sector 3	V. Max.	Elapsed
1	2:17.121	54.871	45.389	36.861	110.9	2:17.121	1	2:23.068	57.337	47.144	38.587	104.0	2:23.068
2	2:10.652	49.734	44.559	36.359	159.2	4:27.773	2	2:17.797	51.841	47.488	38.468	155.3	4:40.865
3	2:10.745	49.486	44.910	36.349	163.3	6:38.518	3	2:19.337	53.159		2:57.805	156.2	7:00.202
4	2:11.196	49.821	45.183	36.192	164.3	8:49.714	4	2:17.845	51.784	47.354	38.707	154.2	9:18.047
5	2:10.679	49.724	44.710	36.245	158.3	11:00.393	5	2:17.578	51.787		2:56.285	153.8	11:35.625
6	2:10.547	49.948	44.359	36.240	163.8	13:10.940	6	2:18.746	52.839	47.729	38.178	151.0	13:54.371
7	2:12.059	49.833	44.348	37.878	156.7	15:22.999	7	2:17.885	52.151	47.469	38.265	152.5	16:12.256
8	2:34.488	1:00.035	56.301	38.152	128.1	17:57.487	8	2:18.491	52.205	47.628	38.658	152.1	18:30.747
							9	2:17.550	51.747	47.417	38.386	153.6	20:48.297

18 Eugenio García Valentín **TOYOTA AYGO** **25** Juan Fco. Sánchez Jiménez **HYUNDAI ACCENT**
 CK C.D.E. ULTIMA VUELTA 3 JUAN FCO. SANCHEZ JIMENEZ

Vta. D	Tiempo	Sector 1	Sector 2	Sector 3	V. Max.	Elapsed	Vta. D	Tiempo	Sector 1	Sector 2	Sector 3	V. Max.	Elapsed
1	2:29.732	1:01.560	48.782	39.390	107.7	2:29.732	1	2:13.275	53.244	44.356	35.675	107.3	2:13.275
2	2:21.917	54.036	48.809	39.072	150.8	4:51.649	2	2:06.859	48.290	43.133	35.436	172.5	4:20.134
3	2:21.155	53.378	48.873	38.904	152.9	7:12.804	3	2:06.911	48.368	43.162	35.381	172.2	6:27.045
4	2:21.037	53.560	48.628	38.849	152.1	9:33.841	4	2:06.690	48.217	42.858	35.615	171.9	8:33.735
5	2:21.775	53.635	49.048	39.092	150.8	11:55.616	5	2:07.054	48.224	43.359	35.471	171.9	10:40.789
6	2:23.413	54.770	49.441	39.202	152.5	14:19.029	6	2:06.916	48.306	43.358	35.252	171.1	12:47.705
7	2:23.644	55.296	49.331	39.017	144.5	16:42.673	7	2:07.801	48.202	44.018	35.581	172.8	14:55.506
8	2:21.818	53.550	48.737	39.531	151.0	19:04.491	8	2:08.291	49.007	43.884	35.400	171.9	17:03.797
9	2:21.665	53.503	48.679	39.483	151.2	21:26.156	9	2:08.043	48.784	43.513	35.746	172.2	19:11.840
							10	2:11.573	50.861	44.733	35.979	153.8	21:23.413



Circuito del Jarama
División 1
Carrera 1
Tiempos Por Vuelta

26 Fco. Manuel Puertas Pérez TOYOTA AYGO **38** Mihai Smetanca TOYOTA AYGO

CK FED. ANDALUZA DE AUTOMOVILISMO							CK ESCUDERIA CENTRO						
Vta. D	Tiempo	Sector 1	Sector 2	Sector 3	V. Max.	Elapsed	Vta. D	Tiempo	Sector 1	Sector 2	Sector 3	V. Max.	Elapsed
1	2:22.142	56.475	47.228	38.439	100.0	2:22.142	1	2:22.523	56.939	47.192	38.392	101.7	2:22.523
2	2:17.877	51.826	47.609	38.442	149.1	4:40.019	2	2:18.052	51.992	47.625	38.435	154.0	4:40.575
3	2:17.773	51.746	47.657	38.370	147.5	6:57.792	3	2:18.972	52.672	47.874	38.426	154.0	6:59.547
4	2:18.106	52.036	47.551	38.519	146.9	9:15.898	4	2:18.051	51.903	47.711	38.437	150.6	9:17.598
5	2:18.386	52.224	47.732	38.430	145.7	11:34.284	5	2:20.127	53.233	47.909	38.985	150.0	11:37.725
6	2:18.217	52.056	47.546	38.615	146.3	13:52.501	6	2:20.434	53.150	48.418	38.866	147.5	13:58.159
7	2:18.154	51.844	47.629	38.681	148.5	16:10.655	7	2:19.704	52.669	48.244	38.791	151.0	16:17.863
8	2:19.060	52.108	47.733	39.219	148.7	18:29.715	8	2:20.193	53.155	48.337	38.701	148.3	18:38.056
9	2:18.165	52.055	47.568	38.542	149.7	20:47.880	9	2:19.489	52.556	48.237	38.696	150.2	20:57.545

28 Pedro David Moya Rodriguez BMW E36 325i **45** Sergio Cabal Diez CITROEN SAXO VTS

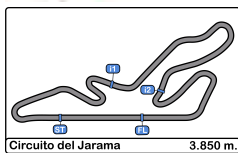
EN-3 VSR							1 RASANTE SPORT						
Vta. D	Tiempo	Sector 1	Sector 2	Sector 3	V. Max.	Elapsed	Vta. D	Tiempo	Sector 1	Sector 2	Sector 3	V. Max.	Elapsed
1	2:14.868	54.156	43.827	36.885	110.0	2:14.868	1	2:14.868	54.156	43.827	36.885	110.0	2:14.868
2	2:09.756	49.146	44.167	36.443	170.8	4:24.624	2	2:09.756	49.146	44.167	36.443	170.8	4:24.624
3	2:10.037	49.299	44.185	36.553	170.0	6:34.661	3	2:10.037	49.299	44.185	36.553	170.0	6:34.661
4	2:10.044	49.362	44.076	36.606	169.0	8:44.705	4	2:10.044	49.362	44.076	36.606	169.0	8:44.705
5	2:09.873	49.417	44.016	36.440	168.2	10:54.578	5	2:09.873	49.417	44.016	36.440	168.2	10:54.578
6	2:10.137	49.855	44.115	36.167	168.2	13:04.715	6	2:10.137	49.855	44.115	36.167	168.2	13:04.715
7	2:09.795	49.512	44.065	36.218	169.2	15:14.510	7	2:09.795	49.512	44.065	36.218	169.2	15:14.510
8	2:10.938	49.676	44.275	36.987	169.0	17:25.448	8	2:10.938	49.676	44.275	36.987	169.0	17:25.448
9	2:12.753	49.725	46.742	36.286	169.0	19:38.201	9	2:12.753	49.725	46.742	36.286	169.0	19:38.201

29 González-Anleo Polo - Lopez Atienza BMW E36 325i

EN-3 A.E.C.D.							47 Alberto Gonzalez Checa TOYOTA AYGO						
Vta. D	Tiempo	Sector 1	Sector 2	Sector 3	V. Max.	Elapsed	Vta. D	Tiempo	Sector 1	Sector 2	Sector 3	V. Max.	Elapsed
1	2:05.199	49.673	41.073	34.453	114.6	2:05.199	1	2:24.021	58.202	47.651	38.168	104.8	2:24.021
2	2:02.947	47.271	41.062	34.614	176.7	4:08.146	2	2:17.411	51.586	47.757	38.068	154.0	4:41.432
3	2:03.109	47.227	41.216	34.666	180.9	6:11.255	3	2:19.168	52.433	48.539	38.196	153.8	7:00.600
4	2:02.259	46.788	40.776	34.695	184.6	8:13.514	4	2:17.849	51.752	47.640	38.457	154.2	9:18.449
5	2:02.211	46.755	40.961	34.495	187.1	10:15.725	5	2:20.256	52.603	48.044	39.609	154.5	11:38.705
6	2:02.661	47.067	40.939	34.655	186.5	12:18.386	6	2:19.746	52.693	48.308	38.745	152.3	13:58.451
7	2:01.650	46.390	40.789	34.471	189.8	14:20.036	7	2:20.221	53.077	47.925	39.219	153.4	16:18.672
8	2:01.929	46.448	40.904	34.577	190.8	16:21.965	8	2:20.513	53.003	48.324	39.186	152.7	18:39.185
9	2:03.534	47.508	41.113	34.913	186.2	18:25.499	9	2:18.937	52.159	48.101	38.677	154.2	20:58.122
10	2:01.748	46.572	40.742	34.434	187.8	20:27.247							

31 Alejandro A. Ramos Corrales TOYOTA AYGO

CK RASANTE SPORT							48 José Luis Crespillo Calderon DATSUN 1200						
Vta. D	Tiempo	Sector 1	Sector 2	Sector 3	V. Max.	Elapsed	Vta. D	Tiempo	Sector 1	Sector 2	Sector 3	V. Max.	Elapsed
1	2:29.193	1:00.521	49.151	39.521	106.1	2:29.193	1	2:27.955	1:00.704	48.606	38.645	104.6	2:27.955
2	2:21.018	53.540	48.450	39.028	147.3	4:50.211	2	2:20.927	53.474	47.511	39.942	148.3	4:48.882
3	2:20.305	53.008	48.195	39.102	152.5	7:10.516	3	2:19.827	53.549	47.502	38.776	140.8	7:08.709
4	2:20.107	52.935	48.020	39.152	151.2	9:30.623	4	2:21.401	53.195	48.810	39.396	141.7	9:30.110
5	2:22.215	53.503	48.580	40.132	152.3	11:52.838	5	2:21.763	53.411	48.937	39.415	140.8	11:51.873
6	2:20.484	52.947	48.030	39.507	151.6	14:13.322	6	2:25.972	59.664	47.355	38.953	132.8	14:17.845
7	2:22.085	53.811	47.934	40.340	148.1	16:35.407	7	2:22.104	54.587	48.438	39.079	136.5	16:39.949
8	2:21.488	53.436	48.415	39.637	147.1	18:56.895	8	2:23.327	54.849	49.237	39.241	135.0	19:03.276
9	2:22.139	54.611	47.884	39.644	136.3	21:19.034	9	2:30.270	59.251	50.544	40.475	130.7	21:33.546



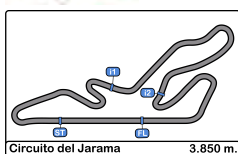
Circuito del Jarama
División 1
Carrera 1
Tiempos Por Vuelta

49 Teodosio A. Pérez Palomo BMW E36 325i
 EN-3 EFICAR TEAM

Vta. D	Tiempo	Sector 1	Sector 2	Sector 3	V. Max.	Elapsed
1	2:02.667	48.245	40.618	33.804	109.6	2:02.667
2	2:00.958	46.022	40.905	34.031	182.7	4:03.625
3	2:01.439	46.425	41.233	33.781	177.9	6:05.064
4	2:00.606	46.103	40.723	33.780	175.8	8:05.670
5	2:01.583	46.126	41.422	34.035	182.7	10:07.253
6	2:01.476	46.192	41.239	34.045	181.2	12:08.729
7	2:04.026	47.118	41.708	35.200	171.7	14:12.755
8	2:04.457	47.088	41.430	35.939	169.8	16:17.212
9	2:02.857	47.123	41.641	34.093	177.9	18:20.069
10	2:03.302	47.614	41.509	34.179	153.6	20:23.371

65 Rubén González Checa TOYOTA AYGO
 CK C.D.E. ULTIMA VUELTA

Vta. D	Tiempo	Sector 1	Sector 2	Sector 3	V. Max.	Elapsed
1	2:24.448	58.611	47.727	38.110	103.7	2:24.448
2	2:17.718	51.818	47.648	38.252	155.1	4:42.166
3	2:18.875	52.304	48.283	38.288	154.0	7:01.041
4	2:17.730	51.969	47.574	38.187	155.1	9:18.771
5	2:19.534	52.539	48.178	38.817	154.5	11:38.305
6	2:20.798	52.663	48.291	39.844	152.7	13:59.103
7	2:19.884	52.804	47.983	39.097	154.7	16:18.987
8	2:20.354	53.139	48.407	38.808	148.7	18:39.341
9	2:19.745	52.883	48.324	38.538	143.0	20:59.086



Circuito del Jarama
División 1
Carrera 1
Análisis

Num	T. Vta.	Dif
-----	---------	-----

Vta 1		
6	1:55.538	
12	1:56.484	00.946
9	1:57.169	01.631
19	1:59.639	04.101
49	2:02.667	07.129
29	2:05.199	09.661
16	2:05.826	10.288
2	2:08.317	12.779
15	2:08.801	13.263
4	2:10.115	14.577
11	2:11.129	15.591
25	2:13.275	17.737
45	2:14.868	19.330
17	2:17.121	21.583
26	2:22.142	26.604
38	2:22.523	26.985
21	2:23.068	27.530
47	2:24.021	28.483
65	2:24.448	28.910
20	2:27.000	31.462
48	2:27.955	32.417
31	2:29.193	33.655
18	2:29.732	34.194
7	2:31.001	35.463
Num	T. Vta.	Dif

Vta 2		
6	1:56.742	
12	1:57.027	01.231
9	1:57.228	02.117
19	1:59.063	06.422
49	2:00.958	11.345
29	2:02.947	15.866
16	2:03.182	16.728
2	2:02.021	18.058
15	2:04.615	21.136
4	2:05.796	23.631

Num	T. Vta.	Dif
-----	---------	-----

11	2:04.990	23.839
25	2:06.859	27.854
45	2:09.756	32.344
17	2:10.652	35.493
26	2:17.877	47.739
38	2:18.052	48.295
21	2:17.797	48.585
47	2:17.411	49.152
65	2:17.718	49.886
20	2:20.710	55.430
48	2:20.927	56.602
31	2:21.018	57.931
18	2:21.917	59.369
7	2:21.834	1:00.555
Num	T. Vta.	Dif

Vta 3		
--------------	--	--

6	1:57.032	
12	1:56.713	00.912
9	1:57.206	02.291
19	1:59.072	08.462
49	2:01.439	15.752
29	2:03.109	21.943
16	2:02.431	22.127
2	2:02.529	23.555
15	2:05.388	29.492
11	2:03.994	30.801
4	2:05.910	32.509
25	2:06.911	37.733
45	2:10.037	45.349
17	2:10.745	49.206
26	2:17.773	1:08.480
38	2:18.972	1:10.235
21	2:19.337	1:10.890
47	2:19.168	1:11.288
65	2:18.875	1:11.729
20	2:20.355	1:18.753
48	2:19.827	1:19.397

Num	T. Vta.	Dif
-----	---------	-----

11	2:03.994	30.801
4	2:05.910	32.509
25	2:06.911	37.733
45	2:10.037	45.349
17	2:10.745	49.206
26	2:17.773	1:08.480
38	2:18.972	1:10.235
21	2:19.337	1:10.890
47	2:19.168	1:11.288
65	2:18.875	1:11.729
20	2:20.355	1:18.753
48	2:19.827	1:19.397

Num	T. Vta.	Dif
-----	---------	-----

31	2:20.305	1:21.204
18	2:21.155	1:23.492
7	2:22.247	1:25.770
Num	T. Vta.	Dif

Vta 4		
--------------	--	--

6	1:57.161	
12	1:56.446	00.197
9	1:57.505	02.635
19	1:59.918	11.219
49	2:00.606	19.197
29	2:02.259	27.041
16	2:02.174	27.140
2	2:02.191	28.585
15	2:05.972	38.303
11	2:06.230	39.870
4	2:06.258	41.606
25	2:06.690	47.262
45	2:10.044	58.232
17	2:11.196	1:03.241
26	2:18.106	1:29.425
38	2:18.051	1:31.125
21	2:17.845	1:31.574
47	2:17.849	1:31.976
65	2:17.730	1:32.298
20	2:20.965	1:42.557
48	2:21.401	1:43.637
31	2:20.107	1:44.150
18	2:21.037	1:47.368
7	2:23.526	1:52.135
Num	T. Vta.	Dif

Vta 5		
--------------	--	--

6	1:57.994	
12	1:57.976	00.179
9	1:57.912	02.553
19	2:02.389	15.614
49	2:01.583	22.786
29	2:02.211	31.258

Num	T. Vta.	Dif
-----	---------	-----

16	2:02.425	31.571
2	2:02.763	33.354
15	2:05.386	45.695
11	2:04.104	45.980
4	2:06.285	49.897
25	2:07.054	56.322
45	2:09.873	1:10.111
17	2:10.679	1:15.926
26	2:18.386	1:49.817
21	2:17.578	1:51.158
38	2:20.127	1:53.258
65	2:19.534	1:53.838
47	2:20.256	1:54.238
Num	T. Vta.	Dif

Vta 6		
--------------	--	--

12	1:58.183	
6	1:59.430	01.068
9	2:00.397	04.588
20	2:22.423	1 Lap
48	2:21.763	1 Lap
31	2:22.215	1 Lap
18	2:21.775	1 Lap
19	2:01.221	18.473
7	2:27.534	1 Lap
49	2:01.476	25.900
29	2:02.661	35.557
16	2:02.570	35.779
2	2:02.766	37.758
11	2:03.479	51.097
15	2:05.806	53.139
4	2:06.501	58.036
25	2:06.916	1:04.876
45	2:10.137	1:21.886
17	2:10.547	1:28.111
Num	T. Vta.	Dif

Vta 7		
--------------	--	--

12	1:57.158	
----	----------	--

Num	T. Vta.	Dif
-----	---------	-----

6	1:56.914	00.824
9	2:00.422	07.852
26	2:18.217	1 Lap
21	2:18.746	1 Lap
38	2:20.434	1 Lap
47	2:19.746	1 Lap
65	2:20.798	1 Lap
19	2:04.274	25.589
20	2:21.179	1 Lap
49	2:04.026	32.768
31	2:20.484	1 Lap
48	2:25.972	1 Lap
18	2:23.413	1 Lap
29	2:01.650	40.049
16	2:02.268	40.889
2	2:03.355	43.955
7	2:26.825	1 Lap
11	2:03.651	57.590
15	2:06.523	1:02.504
4	2:06.338	1:07.216
25	2:07.801	1:15.519
45	2:09.795	1:34.523
17	2:12.059	1:43.012
Num	T. Vta.	Dif

Num	T. Vta.	Dif
-----	---------	-----

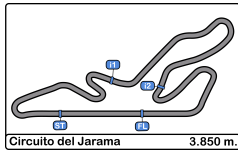
12	1:58.183	
6	1:59.430	01.068
9	2:00.397	04.588
20	2:22.423	1 Lap
48	2:21.763	1 Lap
31	2:22.215	1 Lap
18	2:21.775	1 Lap
19	2:01.221	18.473
7	2:27.534	1 Lap
49	2:01.476	25.900
29	2:02.661	35.557
16	2:02.570	35.779
2	2:02.766	37.758
11	2:03.479	51.097
15	2:05.806	53.139
4	2:06.501	58.036
25	2:06.916	1:04.876
45	2:10.137	1:21.886
17	2:10.547	1:28.111
Num	T. Vta.	Dif

Vta 8		
--------------	--	--

12	1:56.535	
6	1:56.855	01.144
9	1:58.606	09.923
19	2:03.788	32.842
26	2:18.154	1 Lap
21	2:17.885	1 Lap
49	2:04.457	40.690
38	2:19.704	1 Lap
47	2:20.221	1 Lap
65	2:19.884	1 Lap
29	2:01.929	45.443
16	2:02.886	47.240

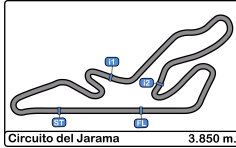
Num	T. Vta.	Dif
-----	---------	-----

12	1:57.158	
----	----------	--



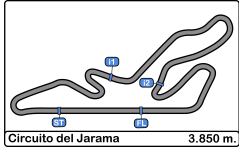
Circuito del Jarama
División 1
Carrera 1
Análisis

Num	T. Vta.	Dif	Num	T. Vta.	Dif
2	2:05.949	53.369	Vta 10		
20	2:22.372	1 Lap	12	1:56.533	
31	2:22.085	1 Lap	6	1:56.764	01.673
48	2:22.104	1 Lap	45	2:12.753	1 Lap
11	2:04.501	1:05.556	9	2:00.075	17.248
18	2:23.644	1 Lap	19	2:04.188	46.843
15	2:06.542	1:12.511	49	2:03.302	53.601
4	2:06.823	1:17.504	29	2:01.748	57.477
7	2:24.743	1 Lap	16	2:04.477	1:02.963
25	2:08.291	1:27.275	2	2:04.825	1:10.153
45	2:10.938	1:48.926	26	2:18.165	1 Lap
			21	2:17.550	1 Lap
			11	2:04.780	1:22.980
			38	2:19.489	1 Lap
			47	2:18.937	1 Lap
			65	2:19.745	1 Lap
			15	2:08.600	1:34.336
			4	2:07.433	1:38.479
			20	2:22.029	1 Lap
			31	2:22.139	1 Lap
			25	2:11.573	1:53.643
			18	2:21.665	1 Lap
			48	2:30.270	1 Lap
			7	2:22.996	1 Lap
			38	2:20.193	1 Lap
			47	2:20.513	1 Lap
			65	2:20.354	1 Lap
			11	2:05.892	1:14.733
			15	2:06.473	1:22.269
			20	2:21.167	1 Lap
			31	2:21.488	1 Lap
			4	2:06.790	1:27.579
			48	2:23.327	1 Lap
			18	2:21.818	1 Lap
			25	2:08.043	1:38.603
			7	2:24.102	1 Lap



Circuito del Jarama
División 1
Carrera 1
Mejores Sectores

Sector - 1				Sector - 2				Sector - 3				Vuelta Ideal vs Mejor Vuelta				
Clas	Nº	Piloto	Tiempo	Nº	Piloto	Tiempo	Nº	Piloto	Tiempo	Clas	Nº	Piloto	Vta. Ideal	Mejor V.	Clas	
1	6	Fernando Navarrete Perdices	43.245	12	Villanueva Capote - Villanueva Capote	38.928	6	Fernando Navarrete Perdices	32.383	1	6	Fernando Navarrete Perdices	1:54.783	1:55.538	1	
2	12	Villanueva Capote - Villanueva Capote	44.301	6	Fernando Navarrete Perdices	39.155	12	Villanueva Capote - Villanueva Capote	32.501	2	12	Villanueva Capote - Villanueva Capote	1:55.730	1:56.446	2	
3	9	Santiago Castilla Salinero	44.718	9	Santiago Castilla Salinero	39.693	9	Santiago Castilla Salinero	32.572	3	9	Santiago Castilla Salinero	1:56.983	1:57.169	3	
4	19	Adrián Martín Abrales	45.452	19	Adrián Martín Abrales	39.971	19	Adrián Martín Abrales	32.951	4	19	Adrián Martín Abrales	1:58.374	1:59.063	4	
5	49	Teodosio A. Pérez Palomo	46.022	49	Teodosio A. Pérez Palomo	40.618	49	Teodosio A. Pérez Palomo	33.780	5	49	Teodosio A. Pérez Palomo	2:00.420	2:00.606	5	
6	29	González-Anleo Polo - Lopez Atienza	46.390	29	González-Anleo Polo - Lopez Atienza	40.742	16	Eduardo Alonso De Pablo	33.882	6	16	Eduardo Alonso De Pablo	2:01.499	2:02.174	8	
7	2	José M. Serrano Gutierrez	46.551	16	Eduardo Alonso De Pablo	41.040	2	José M. Serrano Gutierrez	34.302	7	29	González-Anleo Polo - Lopez Atienza	2:01.566	2:01.650	6	
8	16	Eduardo Alonso De Pablo	46.577	2	José M. Serrano Gutierrez	41.168	29	González-Anleo Polo - Lopez Atienza	34.434	8	2	José M. Serrano Gutierrez	2:02.021	2:02.021	7	
9	11	Gómez Perales - Rios Gullon	47.115	11	Gómez Perales - Rios Gullon	41.314	11	Gómez Perales - Rios Gullon	34.588	9	11	Gómez Perales - Rios Gullon	2:03.017	2:03.479	9	
10	15	Guillermo Del Moral García	47.397	15	Guillermo Del Moral García	41.945	4	Cristian Sosa De Ana	35.041	10	15	Guillermo Del Moral García	2:04.398	2:04.615	10	
11	4	Cristian Sosa De Ana	48.012	4	Cristian Sosa De Ana	42.498	15	Guillermo Del Moral García	35.056	11	4	Cristian Sosa De Ana	2:05.551	2:05.796	11	
12	25	Juan Fco. Sánchez	48.202	25	Juan Fco. Sánchez	42.858	25	Juan Fco. Sánchez	35.252	12	25	Juan Fco. Sánchez	2:06.312	2:06.690	12	
13	45	Sergio Cabal Diez	49.146	45	Sergio Cabal Diez	43.827	45	Sergio Cabal Diez	36.167	13	45	Sergio Cabal Diez	2:09.140	2:09.756	13	
14	17	Victor Garrido González	49.486	17	Victor Garrido González	44.348	17	Victor Garrido González	36.192	14	17	Victor Garrido González	2:10.026	2:10.547	14	
15	47	Alberto Gonzalez Chec	51.586	21	Marco Aguilera Lopez	47.144	47	Alberto Gonzalez Chec	38.068	15	21	Marco Aguilera Lopez	2:17.069	2:17.550	16	
16	26	Fco. Manuel Puertas	51.746	38	Mihai Smetanca	47.192	65	Rubén González Chec	38.110	16	47	Alberto Gonzalez Chec	2:17.294	2:17.411	15	
17	21	Marco Aguilera Lopez	51.747	26	Fco. Manuel Puertas	47.228	21	Marco Aguilera Lopez	38.178	17	26	Fco. Manuel Puertas	2:17.344	2:17.773	18	
18	65	Rubén González Chec	51.818	48	José Luis Crespillo Calderon	47.355	26	Fco. Manuel Puertas	38.370	18	38	Mihai Smetanca	2:17.487	2:18.051	19	
19	38	Mihai Smetanca	51.903	65	Rubén González Chec	47.574	38	Mihai Smetanca	38.392	19	65	Rubén González Chec	2:17.502	2:17.718	17	
20	20	Vivi Garcia Pérez	52.926	47	Alberto Gonzalez Chec	47.640	48	José Luis Crespillo Calderon	38.645	20	48	José Luis Crespillo Calderon	2:19.195	2:19.827	20	
21	31	Alejandro A. Ramos Corrales	52.935	31	Alejandro A. Ramos Corrales	47.884	18	Eugenio García Valentín	38.849	21	31	Alejandro A. Ramos Corrales	2:19.847	2:20.107	21	
22	48	José Luis Crespillo Calderon	53.195	20	Vivi Garcia Pérez	48.118	20	Vivi Garcia Pérez	38.962	22	20	Vivi Garcia Pérez	2:20.006	2:20.355	22	
23	18	Eugenio García Valentín	53.378	18	Eugenio García Valentín	48.628	31	Alejandro A. Ramos Corrales	39.028	23	18	Eugenio García Valentín	2:20.855	2:21.037	23	
24	7	Guillermo Velasco Ortega	53.397	7	Guillermo Velasco Ortega	48.791	7	Guillermo Velasco Ortega	39.148	24	7	Guillermo Velasco Ortega	2:21.336	2:21.834	24	
25	28	Pedro David Moya Rodríguez	Transpon	28	Pedro David Moya Rodríguez	Transpon	28	Pedro David Moya Rodríguez	Transpon	25	28	Pedro David Moya Rodríguez	Transpon	Transpo	25	



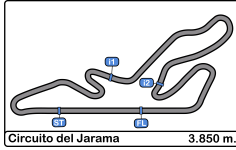
Circuito del Jarama

División 1

Carrera 1

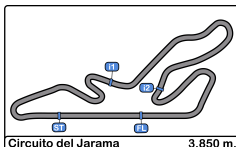
Secuencia Líder

Nº	Concursante	Piloto 1	Piloto 2	Vehiculo	Cat	Vta. Inicio	Vta. Fin	Vtas	Total Vtas.
6	SMC Motorsport	Fernando Navarrete		BMW E36 325i	EN-3	1	5	5	5
12	JOSE G. VILLANUEVA RUIZ	<u>Diego Villanueva Capote</u>	Álvaro Villanueva Capote	BMW E36 325i	EN-3	6	10	5	5



Circuito del Jarama
División 1
Carrera 1
5 Mejores Tiempos

Cl	Nº	Concursante	Piloto 1	Piloto 2	Vehículo	Cat	Cl	Mejor 1		Mejor 2		Mejor 3		Mejor 4		Mejor 5	
								Tiempo	Vta	Tiempo	Vta	Tiempo	Vta	Tiempo	Vta	Tiempo	Vta
1	6	SMC Motorsport	Fernando Navarrete Perdices		BMW E36 325i	EN-3	1	1:55.538	1	1:56.742	2	1:56.764	10	1:56.855	8	1:56.914	7
2	12	JOSE G. VILLANUEVA RUIZ	Diego Villanueva Capote	Álvaro Villanueva Capote	BMW E36 325i	EN-3	2	1:56.446	4	1:56.484	1	1:56.533	10	1:56.535	8	1:56.713	3
3	9	EFICAR TEAM	Santiago Castilla Salinero		HYUNDAI GETZ 1.5 CRDi	3	1	1:57.169	1	1:57.206	3	1:57.228	2	1:57.505	4	1:57.912	5
4	19	CLUB JARAMA SPORT	Adrián Martín Abrales		HYUNDAI GETZ 1.5 CRDi	3	2	1:59.063	2	1:59.072	3	1:59.639	1	1:59.918	4	2:01.221	6
5	49	EFICAR TEAM	Teodosio A. Pérez Palomo		BMW E36 325i	EN-3	3	2:00.606	4	2:00.958	2	2:01.439	3	2:01.476	6	2:01.583	5
6	29	A.E.C.D.	Lucas González-Anleo Polo	Jorge Lopez Atienza	BMW E36 325i	EN-3	4	2:01.650	7	2:01.748	10	2:01.929	8	2:02.211	5	2:02.259	4
7	2	C.D.E. ULTIMA VUELTA	José M. Serrano Gutierrez		VOLKSWAGEN GOLF GTI	EN-2	1	2:02.021	2	2:02.191	4	2:02.529	3	2:02.763	5	2:02.766	6
8	16	R A C E	Eduardo Alonso De Pablo		BMW E36 325i	EN-3	5	2:02.174	4	2:02.268	7	2:02.425	5	2:02.431	3	2:02.570	6
9	11	ESCUADERIA LE MANS	Miguel Gómez Perales	Juan José Rios Gullon	NISSAN PRIMERA	EN-2	2	2:03.479	6	2:03.651	7	2:03.994	3	2:04.104	5	2:04.501	8
10	15	DANIEL DEL MORAL	Guillermo Del Moral García		HYUNDAI ACCENT	3	3	2:04.615	2	2:05.386	5	2:05.388	3	2:05.806	6	2:05.972	4
11	4	C.D.E. ULTIMA VUELTA	Cristian Sosa De Ana		CITROEN AX	3	4	2:05.796	2	2:05.910	3	2:06.258	4	2:06.285	5	2:06.338	7
12	25	JUAN FCO. SANCHEZ JIMENEZ	Juan Fco. Sánchez Jiménez		HYUNDAI ACCENT	3	5	2:06.690	4	2:06.859	2	2:06.911	3	2:06.916	6	2:07.054	5
13	45	RASANTE SPORT	Sergio Cabal Diez		CITROEN SAXO VTS	1	1	2:09.756	2	2:09.795	7	2:09.873	5	2:10.037	3	2:10.044	4
14	17	CLUB JARAMA SPORT	Victor Garrido González		Peugeot 206 GTI	EN-2	3	2:10.547	6	2:10.652	2	2:10.679	5	2:10.745	3	2:11.196	4
15	47	C.D.E. ULTIMA VUELTA	Alberto Gonzalez Checa		TOYOTA AYGO	CK	1	2:17.411	2	2:17.849	4	2:18.937	9	2:19.168	3	2:19.746	6
16	21	VSR	Marco Aguilera Lopez		TOYOTA AYGO	CK	2	2:17.550	9	2:17.578	5	2:17.797	2	2:17.845	4	2:17.885	7
17	65	C.D.E. ULTIMA VUELTA	Rubén González Checa		TOYOTA AYGO	CK	3	2:17.718	2	2:17.730	4	2:18.875	3	2:19.534	5	2:19.745	9
18	26	FED. ANDALUZA DE	Fco. Manuel Puertas Pérez		TOYOTA AYGO	CK	4	2:17.773	3	2:17.877	2	2:18.106	4	2:18.154	7	2:18.165	9
19	38	ESCUADERIA CENTRO	Mihai Smetanca		TOYOTA AYGO	CK	5	2:18.051	4	2:18.052	2	2:18.972	3	2:19.489	9	2:19.704	7
20	48	ESCUADERIA CENTRO	José Luis Crespillo Calderon		DATSUN 1200	EN-1	1	2:19.827	3	2:20.927	2	2:21.401	4	2:21.763	5	2:22.104	7
21	31	RASANTE SPORT	Alejandro A. Ramos Corrales		TOYOTA AYGO	CK	6	2:20.107	4	2:20.305	3	2:20.484	6	2:21.018	2	2:21.488	8
22	20	ESCUADERIA 1000 LAGOS	Vivi Garcia Pérez		TOYOTA AYGO	CK	7	2:20.355	3	2:20.710	2	2:20.965	4	2:21.167	8	2:21.179	6
23	18	C.D.E. ULTIMA VUELTA	Eugenio García Valentín		TOYOTA AYGO	CK	8	2:21.037	4	2:21.155	3	2:21.665	9	2:21.775	5	2:21.818	8
24	7	A.E.C.D.	Guillermo Velasco Ortega		DATSUN 1200	EN-1	2	2:21.834	2	2:22.247	3	2:22.996	9	2:23.526	4	2:24.102	8
25	28	VSR	Pedro David Moya Rodríguez		BMW E36 325i	EN-3	6										



Circuito del Jarama

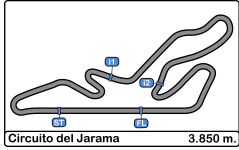
División 1

Carrera 1

5 Mejores Velocidades

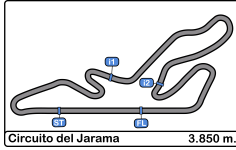
Circuito del Jarama 3,850 m.

Cl	Nº	Concursante	Piloto 1	Piloto 2	Vehiculo	Cat	Cl	Top 1		Top 2		Top 3		Top 4		Top 5		Avg
								Km/h	Vta.	Km/h	Vta.	Km/h	Lap	Km/h	Lap	Km/h	Lap	
1	6	SMC Motorsport	Fernando Navarrete Perdices		BMW E36 325i	EN-3	1	202.6	10	202.2	9	201.8	5	200.7	7	200.7	8	201.6
2	12	JOSE G. VILLANUEVA RUIZ	<u>Diego Villanueva Capote</u>	Álvaro Villanueva Capote	BMW E36 325i	EN-3	2	196.3	3	196.0	4	196.0	5	195.6	7	195.2	8	195.8
3	16	R A C E	Eduardo Alonso De Pablo		BMW E36 325i	EN-3	3	191.4	7	184.3	5	183.9	3	183.6	2	180.0	6	184.6
4	29	A.E.C.D.	<u>Lucas González-Anleo Polo</u>	Jorge Lopez Atienza	BMW E36 325i	EN-3	4	190.8	8	189.8	7	187.8	10	187.1	5	186.5	6	188.4
5	2	C.D.E. ULTIMA VUELTA	José M. Serrano Gutierrez		VOLKSWAGEN GOLF GTI	EN-2	1	189.8	7	189.1	3	189.1	4	189.1	8	188.1	2	189.0
6	11	ESCUADERIA LE MANS	<u>Miguel Gómez Perales</u>	Juan José Rios Gullon	NISSAN PRIMERA	EN-2	2	186.2	5	184.3	4	183.3	8	180.6	3	180.3	7	182.9
7	9	EFICAR TEAM	Santiago Castilla Salinero		HYUNDAI GETZ 1.5 CRDi	3	1	185.2	5	184.3	2	184.3	3	183.3	6	182.1	7	183.8
8	19	CLUB JARAMA SPORT	Adrián Martín Abrales		HYUNDAI GETZ 1.5 CRDi	3	2	183.6	2	183.6	3	183.6	5	183.3	4	181.5	7	183.1
9	49	EFICAR TEAM	Teodosio A. Pérez Palomo		BMW E36 325i	EN-3	5	182.7	2	182.7	5	181.2	6	177.9	3	177.9	9	180.5
10	15	DANIEL DEL MORAL	Guillermo Del Moral García		HYUNDAI ACCENT	3	3	179.7	2	176.4	3	176.4	4	176.1	8	175.8	9	176.9
11	25	JUAN FCO. SANCHEZ JIMENEZ	Juan Fco. Sánchez Jiménez		HYUNDAI ACCENT	3	4	172.8	7	172.5	2	172.2	3	172.2	9	171.9	4	172.3
12	45	RASANTE SPORT	Sergio Cabal Diez		CITROEN SAXO VTS	1	1	170.8	2	170.0	3	169.2	7	169.0	4	169.0	8	169.6
13	4	C.D.E. ULTIMA VUELTA	Cristian Sosa De Ana		CITROEN AX	3	5	169.8	2	169.0	4	168.7	5	168.2	3	167.4	7	168.6
14	17	CLUB JARAMA SPORT	Victor Garrido González		Peugeot 206 GTI	EN-2	3	164.3	4	163.8	6	163.3	3	159.2	2	158.3	5	161.8
15	21	VSR	Marco Aguilera Lopez		TOYOTA AYGO	CK	1	156.2	3	155.3	2	154.2	4	153.8	5	153.6	9	154.6
16	65	C.D.E. ULTIMA VUELTA	Rubén González Checa		TOYOTA AYGO	CK	2	155.1	2	155.1	4	154.7	7	154.5	5	154.0	3	154.7
17	47	C.D.E. ULTIMA VUELTA	Alberto Gonzalez Checa		TOYOTA AYGO	CK	3	154.5	5	154.2	4	154.2	9	154.0	2	153.8	3	154.1
18	38	ESCUADERIA CENTRO	Mihai Smetanca		TOYOTA AYGO	CK	4	154.0	2	154.0	3	151.0	7	150.6	4	150.2	9	152.0
19	18	C.D.E. ULTIMA VUELTA	Eugenio García Valentín		TOYOTA AYGO	CK	5	152.9	3	152.5	6	152.1	4	151.2	9	151.0	8	151.9
20	20	ESCUADERIA 1000 LAGOS	Vivi Garcia Pérez		TOYOTA AYGO	CK	6	152.7	2	152.7	7	151.8	6	151.0	4	151.0	8	151.9
21	31	RASANTE SPORT	Alejandro A. Ramos Corrales		TOYOTA AYGO	CK	7	152.5	3	152.3	5	151.6	6	151.2	4	148.1	7	151.1
22	26	FED. ANDALUZA DE	Fco. Manuel Puertas Pérez		TOYOTA AYGO	CK	8	149.7	9	149.1	2	148.7	8	148.5	7	147.5	3	148.7
23	48	ESCUADERIA CENTRO	José Luis Crespillo Calderon		DATSUN 1200	EN-1	1	148.3	2	141.7	4	140.8	3	140.8	5	136.5	7	141.6
24	7	A.E.C.D.	Guillermo Velasco Ortega		DATSUN 1200	EN-1	2	145.7	3	144.5	2	143.6	4	143.4	9	143.0	8	144.0
25	28	VSR	Pedro David Moya Rodríguez		BMW E36 325i	EN-3	6	110.6	1									110.6



Circuito del Jarama
División 1
Carrera 1
Secuencia Vueltas Rápidas

<u>Vta</u>	<u>Hora Día</u>	<u>Tiempo Sesión</u>	<u>Nº</u>	<u>Concursante</u>	<u>Piloto 1</u>	<u>Piloto 2</u>	<u>Vehículo</u>	<u>Cat</u>	<u>Tiempo</u>	<u>Km/h</u>
------------	-----------------	----------------------	-----------	--------------------	-----------------	-----------------	-----------------	------------	---------------	-------------



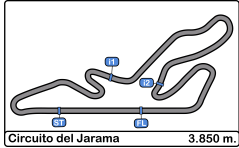
Circuito del Jarama

División 1

Carrera 1

Mejor Máxima Velocidad del Evento

Cls	Nº	Concursante	Piloto 1	Piloto 2	Vehiculo	Cat	Km/h	Sesión
1	6	SMC Motorsport	Fernando Navarrete		BMW E36 325i	EN-3	204.1	Entrenamiento Cronometrado
2	12	JOSE G. VILLANUEVA RUIZ	Diego Villanueva Capote	Álvaro Villanueva Capote	BMW E36 325i	EN-3	198.5	Entrenamiento Cronometrado
3	29	A.E.C.D.	Lucas González-Anleo	Jorge Lopez Atienza	BMW E36 325i	EN-3	193.5	Entrenamiento Cronometrado
4	16	R A C E	Eduardo Alonso De Pablo		BMW E36 325i	EN-3	191.4	Entrenamiento Cronometrado
5	28	VSR	Pedro David Moya		BMW E36 325i	EN-3	191.1	Entrenamiento Cronometrado
6	2	C.D.E. ULTIMA VUELTA	José M. Serrano Gutierrez		VOLKSWAGEN GOLF GTI	EN-2	189.8	Carrera 1
7	9	EFICAR TEAM	Santiago Castilla Salinero		HYUNDAI GETZ 1.5 CRDi	3	189.1	Entrenamiento Cronometrado
8	49	EFICAR TEAM	Teodosio A. Pérez Palomo		BMW E36 325i	EN-3	186.8	Entrenamiento Cronometrado
9	19	CLUB JARAMA SPORT	Adrián Martín Abraldes		HYUNDAI GETZ 1.5 CRDi	3	186.8	Entrenamiento Cronometrado
10	11	ESCUADERIA LE MANS	Miguel Gómez Perales	Juan José Rios Gullon	NISSAN PRIMERA	EN-2	186.2	Carrera 1
11	15	DANIEL DEL MORAL	Guillermo Del Moral García		HYUNDAI ACCENT	3	179.7	Carrera 1
12	45	RASANTE SPORT	Sergio Cabal Diez		CITROEN SAXO VTS	1	175.0	Entrenamiento Cronometrado
13	25	JUAN FCO. SANCHEZ	Juan Fco. Sánchez		HYUNDAI ACCENT	3	173.3	Entrenamiento Cronometrado
14	4	C.D.E. ULTIMA VUELTA	Cristian Sosa De Ana		CITROEN AX	3	171.1	Entrenamiento Cronometrado
15	17	CLUB JARAMA SPORT	Victor Garrido González		Peugeot 206 GTI	EN-2	166.4	Entrenamiento Cronometrado
16	21	VSR	Marco Aguilera Lopez		TOYOTA AYGO	CK	156.2	Carrera 1
17	65	C.D.E. ULTIMA VUELTA	Rubén González Checa		TOYOTA AYGO	CK	155.1	Carrera 1
18	38	ESCUADERIA CENTRO	Mihai Smetanca		TOYOTA AYGO	CK	154.9	Entrenamiento Cronometrado
19	47	C.D.E. ULTIMA VUELTA	Alberto Gonzalez Checa		TOYOTA AYGO	CK	154.5	Carrera 1
20	18	C.D.E. ULTIMA VUELTA	Eugenio García Valentín		TOYOTA AYGO	CK	152.9	Carrera 1
21	20	ESCUADERIA 1000 LAGOS	Vivi Garcia Pérez		TOYOTA AYGO	CK	152.7	Carrera 1
22	48	ESCUADERIA CENTRO	José Luis Crespillo		DATSUN 1200	EN-1	152.5	Entrenamiento Cronometrado
23	31	RASANTE SPORT	Alejandro A. Ramos		TOYOTA AYGO	CK	152.5	Carrera 1
24	26	FED. ANDALUZA DE	Fco. Manuel Puertas Pérez		TOYOTA AYGO	CK	151.2	Entrenamiento Cronometrado
25	7	A.E.C.D.	Guillermo Velasco Ortega		DATSUN 1200	EN-1	145.7	Carrera 1



Circuito del Jarama

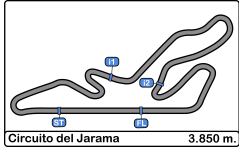
División 1

Carrera 1

Cuentavueltas

VTA

Nr	Po	Grid	1	2	3	4	5	6	7	8	9	10
6	1	6	6	6	6	6	6	12	12	12	12	12
12	2	12	12	12	12	12	12	6	6	6	6	6
9	3	9	9	9	9	9	9	9	9	9	9	9
19	4	19	19	19	19	19	19	19	19	19	19	19
28	5	28	49	49	49	49	49	49	49	49	49	49
49	6	49	29	29	29	29	29	29	29	29	29	29
16	7	16	16	16	16	16	16	16	16	16	16	16
2	8	2	2	2	2	2	2	2	2	2	2	2
29	9	29	15	15	15	15	15	11	11	11	11	11
11	10	11	4	4	11	11	11	15	15	15	15	15
15	11	15	11	11	4	4	4	4	4	4	4	4
25	12	25	25	25	25	25	25	25	25	25	25	25
4	13	4	45	45	45	45	45	45	45	45	45	45
45	14	45	17	17	17	17	17	17	17	17	26	26
17	15	17	26	26	26	26	26	26	26	26	21	21
26	16	26	38	38	38	38	21	21	21	21	38	38
38	17	38	21	21	21	21	38	38	38	38	47	47
21	18	21	47	47	47	47	65	47	47	47	65	65
65	19	65	65	65	65	65	47	65	65	65	20	20
47	20	47	20	20	20	20	20	20	20	20	31	31
20	21	20	48	48	48	48	48	31	31	31	18	18
31	22	31	31	31	31	31	31	48	48	48	48	48
18	23	18	18	18	18	18	18	18	18	18	7	7
48	24	48	7	7	7	7	7	7	7	7	7	7
7	25	7	7	7	7	7	7	7	7	7	7	7

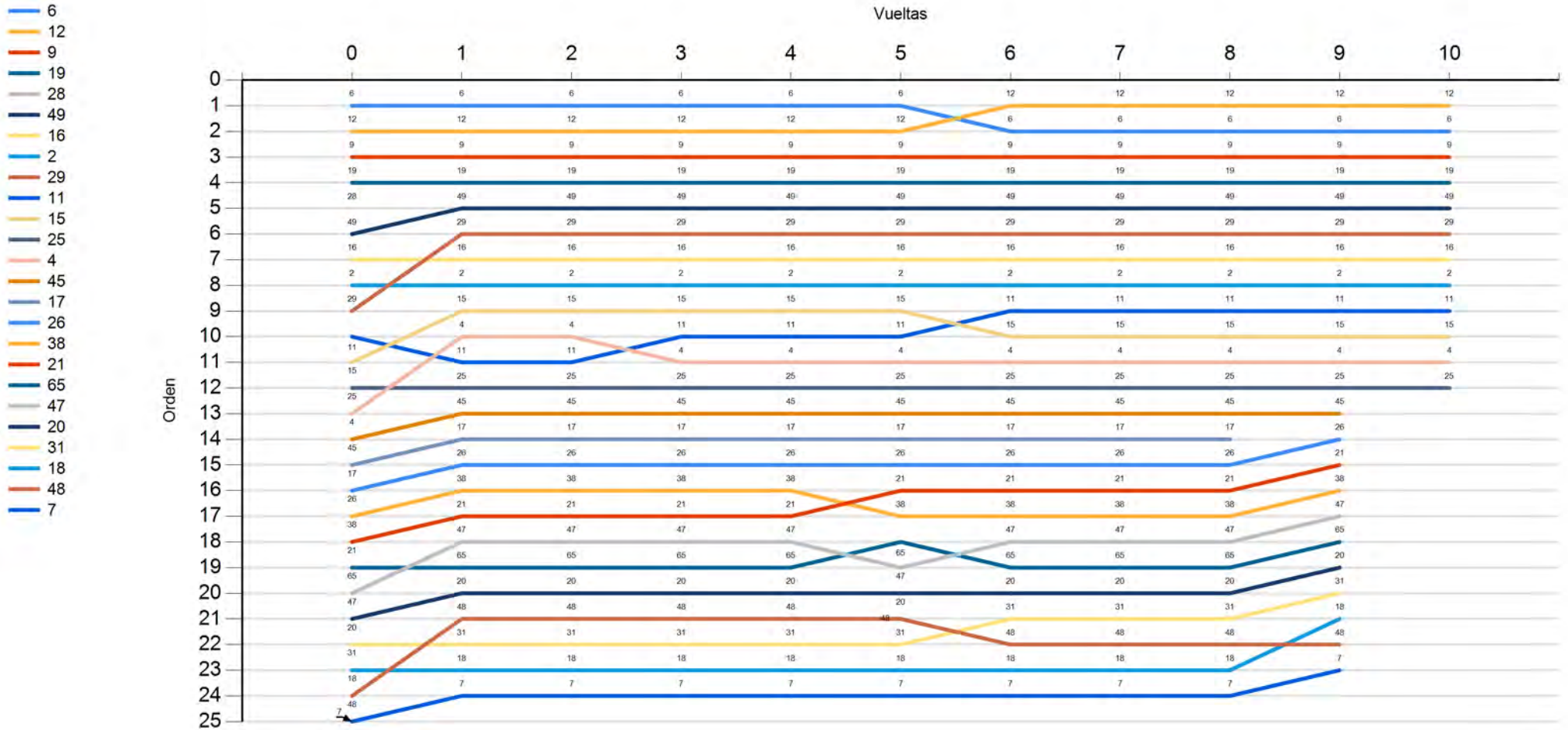


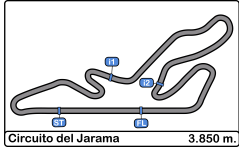
Circuito del Jarama

División 1

Carrera 1

Cuentavueltas Gráfico





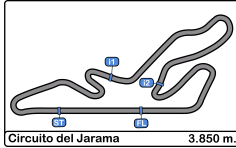
Circuito del Jarama

División 1

Carrera 1

Tiempos Parada en Pit

Nº	Tiempo Día	Concursante	Piloto 1	Piloto 2	Vehiculo	Cat	Tiempo Entrada	Nº Parada	Tiempo Pit	Handicap	Penalización
----	------------	-------------	----------	----------	----------	-----	----------------	-----------	------------	----------	--------------



Circuito del Jarama
División 1
Carrera 1
Resultados Finales

Cls	Nº	Concursante	Piloto 1	Piloto 2	Vehiculo	Cat	Cl	N.V.	Tiempo	Dif 1º	Dif Ant.	Km/h	V.R.	Tiempo	Km/h
1	12	JOSE G. VILLANUEVA RUIZ	<u>Diego Villanueva Capote</u>	Álvaro Villanueva Capote	BMW E36 325i	EN-3	1	10	19:34.770			117.9	4	1:56.446	119.0
2	6	SMC Motorsport	Fernando Navarrete Perdices		BMW E36 325i	EN-3	2	10	19:36.443	1.673	1.673	117.8	1	1:55.538	119.9
3	9	EFICAR TEAM	Santiago Castilla Salinero		HYUNDAI GETZ 1.5 CRDi	3	1	10	19:47.018	12.248	10.575	116.7	1	1:57.169	118.2
4	19	CLUB JARAMA SPORT	Adrián Martín Abrales		HYUNDAI GETZ 1.5 CRDi	3	2	10	20:16.613	41.843	29.595	113.9	2	1:59.063	116.4
5	49	EFICAR TEAM	Teodosio A. Pérez Palomo		BMW E36 325i	EN-3	3	10	20:23.371	48.601	6.758	113.2	4	2:00.606	114.9
6	29	A.E.C.D.	<u>Lucas González-Anleo Polo</u>	Jorge Lopez Atienza	BMW E36 325i	EN-3	4	10	20:27.247	52.477	3.876	112.9	7	2:01.650	113.9
7	16	R A C E	Eduardo Alonso De Pablo		BMW E36 325i	EN-3	5	10	20:32.733	57.963	5.486	112.4	4	2:02.174	113.4
8	2	C.D.E. ULTIMA VUELTA	José M. Serrano Gutierrez		VOLKSWAGEN GOLF GTI	EN-2	1	10	20:39.923	1:05.153	7.190	111.7	2	2:02.021	113.5
9	11	ESCUADERIA LE MANS	<u>Miguel Gómez Perales</u>	Juan José Rios Gullon	NISSAN PRIMERA	EN-2	2	10	20:52.750	1:17.980	12.827	110.6	6	2:03.479	112.2
10	15	DANIEL DEL MORAL	Guillermo Del Moral García		HYUNDAI ACCENT	3	3	10	21:04.106	1:29.336	11.356	109.6	2	2:04.615	111.2
11	4	C.D.E. ULTIMA VUELTA	Cristian Sosa De Ana		CITROEN AX	3	4	10	21:08.249	1:33.479	4.143	109.2	2	2:05.796	110.1
12	25	JUAN FCO. SANCHEZ JIMENEZ	Juan Fco. Sánchez Jiménez		HYUNDAI ACCENT	3	5	10	21:23.413	1:48.643	15.164	107.9	4	2:06.690	109.4
13	26	FED. ANDALUZA DE	Fco. Manuel Puertas Pérez		TOYOTA AYGO	CK	1	9	20:47.880	1 Vta	1 Vta	99.9	3	2:17.773	100.6
14	21	VSR	Marco Aguilera Lopez		TOYOTA AYGO	CK	2	9	20:48.297	1 Vta	0.417	99.9	9	2:17.550	100.7
15	38	ESCUADERIA CENTRO	Mihai Smetanca		TOYOTA AYGO	CK	3	9	20:57.545	1 Vta	9.248	99.1	4	2:18.051	100.3
16	47	C.D.E. ULTIMA VUELTA	Alberto Gonzalez Checa		TOYOTA AYGO	CK	4	9	20:58.122	1 Vta	0.577	99.1	2	2:17.411	100.8
17	65	C.D.E. ULTIMA VUELTA	Rubén González Checa		TOYOTA AYGO	CK	5	9	20:59.086	1 Vta	0.964	99.0	2	2:17.718	100.6
18	20	ESCUADERIA 1000 LAGOS	Vivi Garcia Pérez		TOYOTA AYGO	CK	6	9	21:18.200	1 Vta	19.114	97.5	3	2:20.355	98.7
19	31	RASANTE SPORT	Alejandro A. Ramos Corrales		TOYOTA AYGO	CK	7	9	21:19.034	1 Vta	0.834	97.5	4	2:20.107	98.9
20	18	C.D.E. ULTIMA VUELTA	Eugenio García Valentín		TOYOTA AYGO	CK	8	9	21:26.156	1 Vta	7.122	96.9	4	2:21.037	98.2
21	48	ESCUADERIA CENTRO	José Luis Crespillo Calderon		DATSUN 1200	EN-1	1	9	21:33.546	1 Vta	7.390	96.4	3	2:19.827	99.1
22	7	A.E.C.D.	Guillermo Velasco Ortega		DATSUN 1200	EN-1	2	9	21:44.808	1 Vta	11.262	95.6	2	2:21.834	97.7
23	17	CLUB JARAMA SPORT	Victor Garrido González		Peugeot 206 GTI	EN-2	3	8	17:57.487	2 Vtas	1 Vta	102.9	6	2:10.547	106.1

No clasificados: (Requerimiento: 75% del numero de vueltas del lider = 8 Vueltas)

28	VSR	Pedro David Moya Rodríguez			BMW E36 325i	EN-3	6								
----	-----	----------------------------	--	--	--------------	------	---	--	--	--	--	--	--	--	--

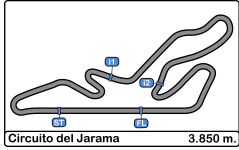
Excluidos:

45	RASANTE SPORT	Sergio Cabal Diez			CITROEN SAXO VTS		1								
----	---------------	-------------------	--	--	------------------	--	---	--	--	--	--	--	--	--	--

Vta. rápida de Fernando Navarrete Perdices en 1:55.538 a 119.9 Km/h en la vuelta 1

Publicada a las:.....

Comisarios Deportivos:	Director de Carrera:	Cronometrador:
-------------------------------	-----------------------------	-----------------------



Circuito del Jarama
División 1
Carrera 1
Resultados Finales

*** PENALIZACIONES**

Vehículo Nº 6 Penalización de 5 segundos en función del Artículo 15.2 del Reglamento de CRT

Vehículo Nº 12 Penalización de 5 segundos en función del Artículo 15.2 del Reglamento de CRT

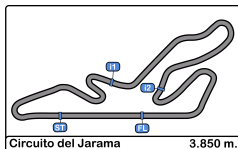
Vehículo Nº 45 EXCLUIDO en función del Artículo 25 del Reglamento de CRT

Publicada a las:.....

Comisarios Deportivos:

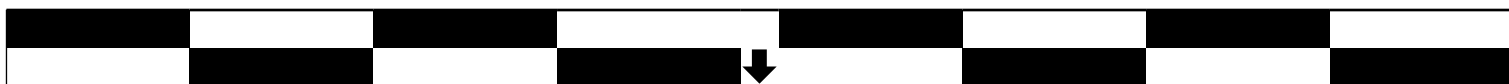
Director de Carrera:

Cronometrador:



Circuito del Jarama
División 1
Carrera 2
Parrilla de Salida

25	7	Guillermo Velasco Ortega	2:22.568	.13.	2:21.205	José Luis Crespillo Calderon	48	24
23	18	Eugenio García Valentín	2:21.127	.12.	2:20.166	Alejandro A. Ramos Corrales	31	22
21	20	Vivi Garcia Pérez	2:19.649	.11.	2:17.518	Alberto Gonzalez Checa	47	20
19	65	Rubén González Checa	2:17.505	.10.	2:17.288	Marco Aguilera Lopez	21	18
17	38	Mihai Smetanca	2:17.117	.9.	2:16.861	Fco. Manuel Puertas Pérez	26	16
15	17	Victor Garrido González	2:09.443	.8.	2:07.603	Sergio Cabal Diez	45	14
13	4	Cristian Sosa De Ana	2:06.291	.7.	2:06.047	Juan Fco. Sánchez Jiménez	25	12
11	15	Guillermo Del Moral García	2:04.401	.6.	2:01.897	Juan José Rios Gullon	11	10
9	29	Jorge Lopez Atienza	2:01.873	.5.	2:01.405	José M. Serrano Gutierrez	2	8
7	16	Eduardo Alonso De Pablo	2:00.202	.4.	1:59.842	Teodosio A. Pérez Palomo	49	6
5	28	Pedro David Moya Rodríguez	1:59.377	.3.	1:58.206	Adrián Martín Abrales	19	4
3	9	Santiago Castilla Salinero	1:55.751	.2.	1:55.716	Álvaro Villanueva Capote	12	2
1	6	Fernando Navarrete Perdices	1:55.325	.1.				

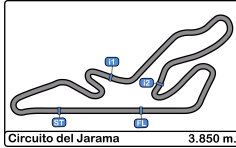


Pole

Publicada a las:.....

Comisarios Deportivos:

Cronometrador:



Circuito del Jarama

División 1

Carrera 2

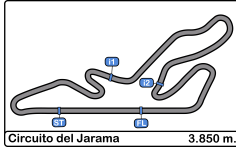
Resultados Provisionales

Cls	Nº	Concursante	Piloto 1	Piloto 2	Vehiculo	Cat	Cl	N.V.	Tiempo	Dif 1º	Dif Ant.	Km/h	V.R.	Tiempo	Km/h
1	12	JOSE G. VILLANUEVA RUIZ	Diego Villanueva Capote	<u>Álvaro Villanueva Capote</u>	BMW E36 325i	EN-3	1	10	19:32.362			118.2	7	1:56.077	119.4
2	6	SMC Motorsport	Fernando Navarrete Perdices		BMW E36 325i	EN-3	2	10	19:48.801	16.439	16.439	116.5	4	1:56.431	119.0
3	9	EFICAR TEAM	Santiago Castilla Salinero		HYUNDAI GETZ 1.5 CRDi	3	1	10	19:51.939	19.577	3.138	116.2	2	1:57.184	118.2
4	19	CLUB JARAMA SPORT	Adrián Martín Abrales		HYUNDAI GETZ 1.5 CRDi	3	2	10	19:52.724	20.362	0.785	116.2	2	1:58.230	117.2
5	49	EFICAR TEAM	Teodosio A. Pérez Palomo		BMW E36 325i	EN-3	3	10	20:24.317	51.955	31.593	113.2	7	2:00.996	114.5
6	16	R A C E	Eduardo Alonso De Pablo		BMW E36 325i	EN-3	4	10	20:26.513	54.151	2.196	113.0	4	2:01.907	113.6
7	2	C.D.E. ULTIMA VUELTA	José M. Serrano Gutierrez		VOLKSWAGEN GOLF GTI	EN-2	1	10	20:44.585	1:12.223	18.072	111.3	2	2:02.940	112.7
8	15	DANIEL DEL MORAL	Guillermo Del Moral García		HYUNDAI ACCENT	3	3	10	21:01.489	1:29.127	16.904	109.8	2	2:04.277	111.5
9	4	C.D.E. ULTIMA VUELTA	Cristian Sosa De Ana		CITROEN AX	3	4	10	21:10.289	1:37.927	8.800	109.1	2	2:05.132	110.7
10	11	ESCUADERIA LE MANS	Miguel Gómez Perales	<u>Juan José Rios Gullon</u>	NISSAN PRIMERA	EN-2	2	10	21:26.816	1:54.454	16.527	107.7	2	2:03.843	111.9
11	25	JUAN FCO. SANCHEZ JIMENEZ	Juan Fco. Sánchez Jiménez		HYUNDAI ACCENT	3	5	10	21:32.734	2:00.372	5.918	107.2	9	2:07.315	108.8
12	45	RASANTE SPORT	Sergio Cabal Diez		CITROEN SAXO VTS	1	1	9	19:52.107	1 Vta	1 Vta	104.6	2	2:10.006	106.6
13	29	A.E.C.D.	Lucas González-Anleo Polo	<u>Jorge Lopez Atienza</u>	BMW E36 325i	EN-3	5	9	20:11.866	1 Vta	19.759	102.9	9	2:10.932	105.8
14	21	VSR	Marco Aguilera Lopez		TOYOTA AYGO	CK	1	9	20:49.933	1 Vta	38.067	99.7	3	2:17.718	100.6
15	38	ESCUADERIA CENTRO	Mihai Smetanca		TOYOTA AYGO	CK	2	9	20:54.040	1 Vta	4.107	99.4	3	2:17.883	100.5
16	26	FED. ANDALUZA DE	Fco. Manuel Puertas Pérez		TOYOTA AYGO	CK	3	9	20:54.056	1 Vta	0.016	99.4	2	2:17.664	100.6
17	65	C.D.E. ULTIMA VUELTA	Rubén González Checa		TOYOTA AYGO	CK	4	9	21:01.075	1 Vta	7.019	98.9	2	2:18.446	100.1
18	47	C.D.E. ULTIMA VUELTA	Alberto Gonzalez Checa		TOYOTA AYGO	CK	5	9	21:01.403	1 Vta	0.328	98.8	2	2:18.170	100.3
19	48	ESCUADERIA CENTRO	José Luis Crespillo Calderon		DATSUN 1200	EN-1	1	9	21:13.274	1 Vta	11.871	97.9	2	2:18.209	100.2
20	20	ESCUADERIA 1000 LAGOS	Vivi Garcia Pérez		TOYOTA AYGO	CK	6	9	21:15.741	1 Vta	2.467	97.7	2	2:19.954	99.0
21	31	RASANTE SPORT	Alejandro A. Ramos Corrales		TOYOTA AYGO	CK	7	9	21:16.851	1 Vta	1.110	97.6	4	2:19.724	99.1
22	18	C.D.E. ULTIMA VUELTA	Eugenio García Valentín		TOYOTA AYGO	CK	8	9	21:21.689	1 Vta	4.838	97.3	2	2:20.571	98.5
23	7	A.E.C.D.	Guillermo Velasco Ortega		DATSUN 1200	EN-1	2	8	19:14.605	2 Vtas	1 Vta	96.0	2	2:21.737	97.7
No clasificados: (Requerimiento: 75% del numero de vueltas del lider = 8 Vueltas)															
28	VSR		Pedro David Moya Rodríguez		BMW E36 325i	EN-3	6								
17	CLUB JARAMA SPORT		Victor Garrido González		Peugeot 206 GTI	EN-2	3								

Vta. rápida de Villanueva Capote - Villanueva Capote en 1:56.077 a 119.4 Km/h en la vuelta 7

Publicada a las:.....

Comisarios Deportivos:	Director de Carrera:	Cronometrador:
-------------------------------	-----------------------------	---------------------------



Circuito del Jarama

División 1

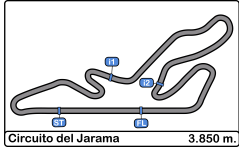
Carrera 2

Resultados Provisionales por Categoría

Cls	Nº	Concursante	Piloto 1	Piloto 2	Vehiculo	Cat	Cl	N.V.	Tiempo	Dif 1º	Dif Ant.	Km/h	V.R.	Tiempo	Km/h
Copa KOBE Circuitos 2021															
1	21	VSR	Marco Aguilera Lopez		TOYOTA AYGO	CK	1	9	20:49.933			99.7	3	2:17.718	100.6
2	38	ESCUADERIA CENTRO	Mihai Smetanca		TOYOTA AYGO	CK	2	9	20:54.040	4.107	4.107	99.4	3	2:17.883	100.5
3	26	FED. ANDALUZA DE	Fco. Manuel Puertas Pérez		TOYOTA AYGO	CK	3	9	20:54.056	4.123	0.016	99.4	2	2:17.664	100.6
4	65	C.D.E. ULTIMA VUELTA	Rubén González Checa		TOYOTA AYGO	CK	4	9	21:01.075	11.142	7.019	98.9	2	2:18.446	100.1
5	47	C.D.E. ULTIMA VUELTA	Alberto Gonzalez Checa		TOYOTA AYGO	CK	5	9	21:01.403	11.470	0.328	98.8	2	2:18.170	100.3
6	20	ESCUADERIA 1000 LAGOS	Vivi Garcia Pérez		TOYOTA AYGO	CK	6	9	21:15.741	25.808	14.338	97.7	2	2:19.954	99.0
7	31	RASANTE SPORT	Alejandro A. Ramos Corrales		TOYOTA AYGO	CK	7	9	21:16.851	26.918	1.110	97.6	4	2:19.724	99.1
8	18	C.D.E. ULTIMA VUELTA	Eugenio García Valentín		TOYOTA AYGO	CK	8	9	21:21.689	31.756	4.838	97.3	2	2:20.571	98.5
Categoría 1															
1	45	RASANTE SPORT	Sergio Cabal Diez		CITROEN SAXO VTS	1	1	9	19:52.107			104.6	2	2:10.006	106.6
Categoría 3															
1	9	EFICAR TEAM	Santiago Castilla Salinero		HYUNDAI GETZ 1.5 CRDi	3	1	10	19:51.939			116.2	2	1:57.184	118.2
2	19	CLUB JARAMA SPORT	Adrián Martín Abrales		HYUNDAI GETZ 1.5 CRDi	3	2	10	19:52.724	0.785	0.785	116.2	2	1:58.230	117.2
3	15	DANIEL DEL MORAL	Guillermo Del Moral García		HYUNDAI ACCENT	3	3	10	21:01.489	1:09.550	1:08.765	109.8	2	2:04.277	111.5
4	4	C.D.E. ULTIMA VUELTA	Cristian Sosa De Ana		CITROEN AX	3	4	10	21:10.289	1:18.350	8.800	109.1	2	2:05.132	110.7
5	25	JUAN FCO. SANCHEZ JIMENEZ	Juan Fco. Sánchez Jiménez		HYUNDAI ACCENT	3	5	10	21:32.734	1:40.795	22.445	107.2	9	2:07.315	108.8
Categoría Endurance Type 1															
1	48	ESCUADERIA CENTRO	José Luis Crespillo Calderon		DATSUN 1200	EN-1	1	9	21:13.274			97.9	2	2:18.209	100.2
2	7	A.E.C.D.	Guillermo Velasco Ortega		DATSUN 1200	EN-1	2	8	19:14.605	1 Vta	1 Vta	96.0	2	2:21.737	97.7
Categoría Endurance Type 2															
1	2	C.D.E. ULTIMA VUELTA	José M. Serrano Gutierrez		VOLKSWAGEN GOLF GTI	EN-2	1	10	20:44.585			111.3	2	2:02.940	112.7
2	11	ESCUADERIA LE MANS	Miguel Gómez Perales	<u>Juan José Rios Gullon</u>	NISSAN PRIMERA	EN-2	2	10	21:26.816	42.231	42.231	107.7	2	2:03.843	111.9
No clasificados: (Requerimiento: 75% del numero de vueltas del lider = 8 Vueltas)															
17	CLUB JARAMA SPORT	Victor Garrido González			Peugeot 206 GTI	EN-2	3								
Categoría Endurance Type 3															
1	12	JOSE G. VILLANUEVA RUIZ	Diego Villanueva Capote	<u>Álvaro Villanueva Capote</u>	BMW E36 325i	EN-3	1	10	19:32.362			118.2	7	1:56.077	119.4

Publicada a las:.....

Comisarios Deportivos:	Director de Carrera:	Cronometrador:
-------------------------------	-----------------------------	-----------------------



Circuito del Jarama

División 1

Carrera 2

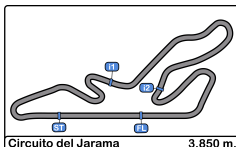
Resultados Provisionales por Categoría

Cls	Nº	Concursante	Piloto 1	Piloto 2	Vehículo	Cat	Cl	N.V.	Tiempo	Dif 1º	Dif Ant.	Km/h	V.R.	Tiempo	Km/h
2	6	SMC Motorsport	Fernando Navarrete Perdices		BMW E36 325i	EN-3	2	10	19:48.801	16.439	16.439	116.5	4	1:56.431	119.0
3	49	EFICAR TEAM	Teodosio A. Pérez Palomo		BMW E36 325i	EN-3	3	10	20:24.317	51.955	35.516	113.2	7	2:00.996	114.5
4	16	R A C E	Eduardo Alonso De Pablo		BMW E36 325i	EN-3	4	10	20:26.513	54.151	2.196	113.0	4	2:01.907	113.6
5	29	A.E.C.D.	Lucas González-Anleo Polo	<u>Jorge Lopez Atienza</u>	BMW E36 325i	EN-3	5	9	20:11.866	1 Vta	1 Vta	102.9	9	2:10.932	105.8
No clasificados: (Requerimiento: 75% del numero de vueltas del lider = 8 Vueltas)															
	28	VSR	Pedro David Moya Rodríguez		BMW E36 325i	EN-3	6								

Vta. rápida de Villanueva Capote - Villanueva Capote en 1:56.077 a 119.4 Km/h en la vuelta 7

Publicada a las:.....

Comisarios Deportivos:	Director de Carrera:	Cronometrador:
-------------------------------	-----------------------------	---------------------------



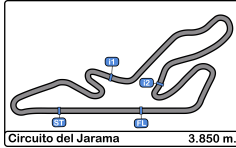
Circuito del Jarama

División 1

Carrera 2

Clasificación Provisional por Vuelta Rápida de Piloto

Clas	Nº	Concursante	Vehiculo	Piloto	Cat	Clas	N.V.	V.R.	Tiempo	Dif 1º	Dif Ant.	Km/h
1	12	JOSE G. VILLANUEVA RUIZ	BMW E36 325i	Álvaro Villanueva Capote	EN-3	1	10	7	1:56.077			119.4
2	6	SMC Motorsport	BMW E36 325i	Fernando Navarrete Perdices	EN-3	2	10	4	1:56.431	0.354	0.354	119.0
3	9	EFICAR TEAM	HYUNDAI GETZ 1.5 CRDi	Santiago Castilla Salinero	3	1	10	2	1:57.184	1.107	0.753	118.2
4	19	CLUB JARAMA SPORT	HYUNDAI GETZ 1.5 CRDi	Adrián Martín Abrales	3	2	10	2	1:58.230	2.153	1.046	117.2
5	49	EFICAR TEAM	BMW E36 325i	Teodosio A. Pérez Palomo	EN-3	3	10	7	2:00.996	4.919	2.766	114.5
6	16	R A C E	BMW E36 325i	Eduardo Alonso De Pablo	EN-3	4	10	4	2:01.907	5.830	0.911	113.6
7	2	C.D.E. ULTIMA VUELTA	VOLKSWAGEN GOLF GTI	José M. Serrano Gutierrez	EN-2	1	10	2	2:02.940	6.863	1.033	112.7
8	11	ESCUADERIA LE MANS	NISSAN PRIMERA	Juan José Rios Gullon	EN-2	2	10	2	2:03.843	7.766	0.903	111.9
9	15	DANIEL DEL MORAL	HYUNDAI ACCENT	Guillermo Del Moral García	3	3	10	2	2:04.277	8.200	0.434	111.5
10	4	C.D.E. ULTIMA VUELTA	CITROEN AX	Cristian Sosa De Ana	3	4	10	2	2:05.132	9.055	0.855	110.7
11	25	JUAN FCO. SANCHEZ	HYUNDAI ACCENT	Juan Fco. Sánchez Jiménez	3	5	10	9	2:07.315	11.238	2.183	108.8
12	45	RASANTE SPORT	CITROEN SAXO VTS	Sergio Cabal Diez	1	1	9	2	2:10.006	13.929	2.691	106.6
13	29	A.E.C.D.	BMW E36 325i	Jorge Lopez Atienza	EN-3	5	9	9	2:10.932	14.855	0.926	105.8
14	26	FED. ANDALUZA DE	TOYOTA AYGO	Fco. Manuel Puertas Pérez	CK	1	9	2	2:17.664	21.587	6.732	100.6
15	21	VSR	TOYOTA AYGO	Marco Aguilera Lopez	CK	2	9	3	2:17.718	21.641	0.054	100.6
16	38	ESCUADERIA CENTRO	TOYOTA AYGO	Mihai Smetanca	CK	3	9	3	2:17.883	21.806	0.165	100.5
17	47	C.D.E. ULTIMA VUELTA	TOYOTA AYGO	Alberto Gonzalez Checa	CK	4	9	2	2:18.170	22.093	0.287	100.3
18	48	ESCUADERIA CENTRO	DATSUN 1200	José Luis Crespillo Calderon	EN-1	1	9	2	2:18.209	22.132	0.039	100.2
19	65	C.D.E. ULTIMA VUELTA	TOYOTA AYGO	Rubén González Checa	CK	5	9	2	2:18.446	22.369	0.237	100.1
20	31	RASANTE SPORT	TOYOTA AYGO	Alejandro A. Ramos Corrales	CK	6	9	4	2:19.724	23.647	1.278	99.1
21	20	ESCUADERIA 1000 LAGOS	TOYOTA AYGO	Vivi Garcia Pérez	CK	7	9	2	2:19.954	23.877	0.230	99.0
22	18	C.D.E. ULTIMA VUELTA	TOYOTA AYGO	Eugenio García Valentín	CK	8	9	2	2:20.571	24.494	0.617	98.5
23	7	A.E.C.D.	DATSUN 1200	Guillermo Velasco Ortega	EN-1	2	8	2	2:21.737	25.660	1.166	97.7



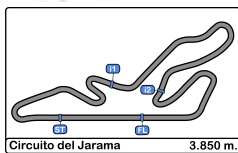
Circuito del Jarama

División 1

Carrera 2

Distancia y Velocidad Media

Cls	Nº	Concursante	Piloto 1	Piloto 2	Vehiculo	Cat	Cls	Vtas.	Distancia	Tiempo	Km/h
1	12	JOSE G. VILLANUEVA RUIZ	Diego Villanueva Capote	<u>Álvaro Villanueva Capote</u>	BMW E36 325i	EN-3	1	10	38.50	19:32.362	118.2
2	6	SMC Motorsport	Fernando Navarrete		BMW E36 325i	EN-3	2	10	38.50	19:48.801	116.5
3	9	EFICAR TEAM	Santiago Castilla Salinero		HYUNDAI GETZ 1.5 CRDi	3	1	10	38.50	19:51.939	116.2
4	19	CLUB JARAMA SPORT	Adrián Martín Abraldes		HYUNDAI GETZ 1.5 CRDi	3	2	10	38.50	19:52.724	116.2
5	49	EFICAR TEAM	Teodosio A. Pérez Palomo		BMW E36 325i	EN-3	3	10	38.50	20:24.317	113.2
6	16	R A C E	Eduardo Alonso De Pablo		BMW E36 325i	EN-3	4	10	38.50	20:26.513	113.0
7	2	C.D.E. ULTIMA VUELTA	José M. Serrano Gutierrez		VOLKSWAGEN GOLF GTI	EN-2	1	10	38.50	20:44.585	111.3
8	15	DANIEL DEL MORAL	Guillermo Del Moral García		HYUNDAI ACCENT	3	3	10	38.50	21:01.489	109.8
9	4	C.D.E. ULTIMA VUELTA	Cristian Sosa De Ana		CITROEN AX	3	4	10	38.50	21:10.289	109.1
10	11	ESCUADERIA LE MANS	Miguel Gómez Perales	<u>Juan José Rios Gullon</u>	NISSAN PRIMERA	EN-2	2	10	38.50	21:26.816	107.7
11	25	JUAN FCO. SANCHEZ	Juan Fco. Sánchez		HYUNDAI ACCENT	3	5	10	38.50	21:32.734	107.2
12	45	RASANTE SPORT	Sergio Cabal Diez		CITROEN SAXO VTS	1	1	9	34.65	19:52.107	104.6
13	29	A.E.C.D.	Lucas González-Anleo	<u>Jorge Lopez Atienza</u>	BMW E36 325i	EN-3	5	9	34.65	20:11.866	102.9
14	21	VSR	Marco Aguilera Lopez		TOYOTA AYGO	CK	1	9	34.65	20:49.933	99.7
15	38	ESCUADERIA CENTRO	Mihai Smetanca		TOYOTA AYGO	CK	2	9	34.65	20:54.040	99.4
16	26	FED. ANDALUZA DE	Fco. Manuel Puertas Pérez		TOYOTA AYGO	CK	3	9	34.65	20:54.056	99.4
17	65	C.D.E. ULTIMA VUELTA	Rubén González Checa		TOYOTA AYGO	CK	4	9	34.65	21:01.075	98.9
18	47	C.D.E. ULTIMA VUELTA	Alberto Gonzalez Checa		TOYOTA AYGO	CK	5	9	34.65	21:01.403	98.8
19	48	ESCUADERIA CENTRO	José Luis Crespillo		DATSUN 1200	EN-1	1	9	34.65	21:13.274	97.9
20	20	ESCUADERIA 1000 LAGOS	Vivi Garcia Pérez		TOYOTA AYGO	CK	6	9	34.65	21:15.741	97.7
21	31	RASANTE SPORT	Alejandro A. Ramos		TOYOTA AYGO	CK	7	9	34.65	21:16.851	97.6
22	18	C.D.E. ULTIMA VUELTA	Eugenio García Valentín		TOYOTA AYGO	CK	8	9	34.65	21:21.689	97.3
23	7	A.E.C.D.	Guillermo Velasco Ortega		DATSUN 1200	EN-1	2	8	30.80	19:14.605	96.0
No clasificados: (Requerimiento: 75% del numero de vueltas del lider = 8 Vueltas)											
28	VSR	Pedro David Moya			BMW E36 325i	EN-3	6				
17	CLUB JARAMA SPORT	Victor Garrido González			Peugeot 206 GTI	EN-2	3				



Circuito del Jarama
División 1
Carrera 2
Tiempos Por Vuelta

2 José M. Serrano Gutierrez VOLKSWAGEN GOLF GTI **9** Santiago Castilla Salinero HYUNDAI GETZ 1.5 CRDI
 EN-2 C.D.E. ULTIMA VUELTA 3 EFICAR TEAM

Vta. D	Tiempo	Sector 1	Sector 2	Sector 3	V. Max.	Elapsed	Vta. D	Tiempo	Sector 1	Sector 2	Sector 3	V. Max.	Elapsed
1	2:09.831	52.937	42.077	34.817	111.5	2:09.831	1	1:59.554	47.262	39.801	32.491	102.5	1:59.554
2	2:02.940	46.851	41.464	34.625	188.1	4:12.771	2	1:57.184	44.722	39.831	32.631	184.9	3:56.738
3	2:02.942	46.629	41.422	34.891	186.8	6:15.713	3	1:57.588	44.821	40.069	32.698	182.7	5:54.326
4	2:03.274	47.048	41.783	34.443	185.8	8:18.987	4	1:57.956	44.938	40.166	32.852	180.0	7:52.282
5	2:03.573	47.303	41.731	34.539	185.8	10:22.560	5	1:58.832	45.491	40.465	32.876	182.4	9:51.114
6	2:04.104	47.387	41.856	34.861	186.5	12:26.664	6	2:00.411	45.602	41.380	33.429	177.9	11:51.525
7	2:03.701	47.202	41.633	34.866	186.2	14:30.365	7	2:01.741	45.716	42.229	33.796	181.2	13:53.266
8	2:04.067	47.384	41.988	34.695	186.8	16:34.432	8	1:59.881	46.295	40.446	33.140	171.7	15:53.147
9	2:05.713	48.472	41.778	35.463	184.3	18:40.145	9	1:58.473	45.390	40.237	32.846	180.9	17:51.620
10	2:04.440	47.310	42.457	34.673	182.7	20:44.585	10	2:00.319	45.639	41.071	33.609	177.3	19:51.939

4 Cristian Sosa De Ana CITROEN AX **11** Gómez Perales - Rios Gullon NISSAN PRIMERA
 3 C.D.E. ULTIMA VUELTA EN-2 ESCUDERIA LE MANS

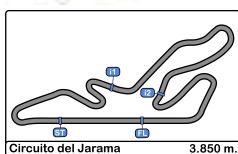
Vta. D	Tiempo	Sector 1	Sector 2	Sector 3	V. Max.	Elapsed	Vta. D	Tiempo	Sector 1	Sector 2	Sector 3	V. Max.	Elapsed
1	2:11.366	53.354	42.763	35.249	114.4	2:11.366	1 2	2:10.509	52.566	42.096	35.847	112.6	2:10.509
2	2:05.132	47.672	42.314	35.146	175.8	4:16.498	2 2	2:03.843	47.714	41.467	34.662	175.6	4:14.352
3	2:06.184	48.033	42.694	35.457	169.5	6:22.682	3 2	2:13.165	47.729	48.873	36.563	175.6	6:27.517
4	2:06.904	48.611	42.683	35.610	165.3	8:29.586	4 2	2:12.278	52.728	43.387	36.163	142.1	8:39.795
5	2:06.616	48.300	42.965	35.351	166.4	10:36.202	5 2	2:06.142	48.498	42.358	35.286	163.3	10:45.937
6	2:06.701	48.428	42.975	35.298	165.3	12:42.903	6 2	2:08.241	48.671	43.772	35.798	170.0	12:54.178
7	2:06.800	48.637	42.889	35.274	165.1	14:49.703	7 2	2:09.226	49.972	43.573	35.681	147.3	15:03.404
8	2:07.048	48.772	42.862	35.414	164.8	16:56.751	8 2	2:08.899	48.843	44.493	35.563	170.6	17:12.303
9	2:06.164	48.118	42.848	35.198	167.4	19:02.915	9 2	2:06.402	48.432	42.400	35.570	170.6	19:18.705
10	2:07.374	48.421	43.091	35.862	169.0	21:10.289	10 2	2:08.111	48.979	43.023	36.109	166.1	21:26.816

6 Fernando Navarrete Perdices BMW E36 325i **12** Villanueva Capote - Villanueva Capote BMW E36 325i
 EN-3 SMC Motorsport EN-3 JOSE G. VILLANUEVA RUIZ

Vta. D	Tiempo	Sector 1	Sector 2	Sector 3	V. Max.	Elapsed	Vta. D	Tiempo	Sector 1	Sector 2	Sector 3	V. Max.	Elapsed
1	1:57.452	45.339	39.724	32.389	101.1	1:57.452	1 2	1:58.913	46.928	39.272	32.713	103.1	1:58.913
2	1:56.925	45.011	39.098	32.816	197.8	3:54.377	2 2	1:56.783	45.023	38.972	32.788	192.1	3:55.696
3	1:56.615	44.790	39.004	32.821	195.6	5:50.992	3 2	1:56.501	44.721	39.049	32.731	188.1	5:52.197
4	1:56.431	44.587	38.940	32.904	196.7	7:47.423	4 2	1:56.192	44.585	38.991	32.616	191.1	7:48.389
5	1:58.123	46.176	39.384	32.563	197.4	9:45.546	5 2	1:56.834	44.874	39.186	32.774	195.6	9:45.223
6	1:57.255	44.994	39.509	32.752	194.9	11:42.801	6 2	1:56.920	44.823	39.319	32.778	188.4	11:42.143
7	1:57.592	44.665	40.126	32.801	197.8	13:40.393	7 2	1:56.077	44.561	38.895	32.621	193.5	13:38.220
8	2:06.084	44.724	39.544	41.816	196.7	15:46.477	8 2	1:56.680	44.912	38.845	32.923	188.8	15:34.900
9	2:02.545	49.044	40.070	33.431	174.7	17:49.022	9 2	1:58.956	45.572	40.401	32.983	185.2	17:33.856
10	1:59.779	45.910	40.236	33.633	187.1	19:48.801	10 2	1:58.506	45.565	39.821	33.120	168.2	19:32.362

7 Guillermo Velasco Ortega DATSUN 1200
 EN-1 A.E.C.D.

Vta. D	Tiempo	Sector 1	Sector 2	Sector 3	V. Max.	Elapsed
1	2:32.614	1:03.815	49.257	39.542	105.5	2:32.614
2	2:21.737	53.827	48.863	39.047	144.1	4:54.351
3	2:22.947	53.958	49.281	39.708	143.4	7:17.298
4	2:22.829	54.342	49.024	39.463	143.0	9:40.127
5	2:23.800	54.928	49.271	39.601	142.1	12:03.927
6	2:24.763	54.361	50.907	39.495	142.4	14:28.690
7	2:23.000	54.182	49.001	39.817	142.1	16:51.690
8	2:22.915	54.480	48.935	39.500	142.1	19:14.605
9		54.200			141.5	



Circuito del Jarama
División 1
Carrera 2
Tiempos Por Vuelta

15 Guillermo Del Moral García **HYUNDAI ACCENT 20** Vivi García Pérez **TOYOTA AYGO**
 3 DANIEL DEL MORAL CK ESCUDERIA 1000 LAGOS

Vta. D	Tiempo	Sector 1	Sector 2	Sector 3	V. Max.	Elapsed	Vta. D	Tiempo	Sector 1	Sector 2	Sector 3	V. Max.	Elapsed
1	2:10.997	53.538	42.083	35.376	108.3	2:10.997	1	2:29.695	1:02.932	47.860	38.903	105.7	2:29.695
2	2:04.277	47.588	41.784	34.905	179.7	4:15.274	2	2:19.954	52.863	47.887	39.204	153.4	4:49.649
3	2:04.574	47.585	41.948	35.041	177.6	6:19.848	3	2:20.624	52.826	48.083	39.715	152.5	7:10.273
4	2:05.363	47.605	42.471	35.287	175.3	8:25.211	4	2:20.243	52.883	48.115	39.245	153.4	9:30.516
5	2:05.643	48.146	42.231	35.266	175.3	10:30.854	5	2:21.388	53.733	48.158	39.497	154.2	11:51.904
6	2:05.718	47.838	42.451	35.429	175.0	12:36.572	6	2:20.771	53.144	47.898	39.729	153.4	14:12.675
7	2:06.527	48.205	42.808	35.514	175.3	14:43.099	7	2:20.227	53.411	48.274	38.542	151.4	16:32.902
8	2:06.416	48.310	42.577	35.529	174.7	16:49.515	8	2:21.662	53.566	48.466	39.630	152.1	18:54.564
9	2:06.178	48.386	42.616	35.176	174.7	18:55.693	9	2:21.177	54.174	48.320	38.683	153.6	21:15.741
10	2:05.796	48.092	42.566	35.138	177.6	21:01.489							

16 Eduardo Alonso De Pablo **BMW E36 325i** Marco Aguilera Lopez **TOYOTA AYGO**
 EN-3 RACE CK VSR

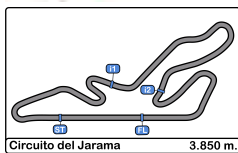
Vta. D	Tiempo	Sector 1	Sector 2	Sector 3	V. Max.	Elapsed	Vta. D	Tiempo	Sector 1	Sector 2	Sector 3	V. Max.	Elapsed
1	2:05.740	50.859	40.906	33.975	109.0	2:05.740	1	2:25.093	59.261	47.454	38.378	101.4	2:25.093
2	2:02.220	46.627	41.263	34.330	183.3	4:07.960	2	2:17.765	51.976	47.460	38.329	154.0	4:42.858
3	2:02.443	46.979	41.048	34.416	189.4	6:10.403	3	2:17.718	52.051	47.309	38.358	153.1	7:00.576
4	2:01.907	46.730	40.821	34.356	182.4	8:12.310	4	2:17.996	52.014	47.423	38.559	153.1	9:18.572
5	2:02.065	46.900	40.969	34.196	188.4	10:14.375	5	2:17.782	51.990	47.441	38.351	152.3	11:36.354
6	2:02.627	46.955	41.164	34.508	187.8	12:17.002	6	2:19.740	52.968	47.886	38.886	152.7	13:56.094
7	2:02.277	46.947	41.229	34.101	185.8	14:19.279	7	2:17.796	51.996	47.547	38.253	154.7	16:13.890
8	2:02.347	47.267	40.971	34.109	184.9	16:21.626	8	2:17.809	52.243	47.399	38.167	152.5	18:31.699
9	2:02.446	46.999	41.154	34.293	187.8	18:24.072	9	2:18.234	52.026	47.374	38.834	153.6	20:49.933
10	2:02.441	46.816	41.072	34.553	186.8	20:26.513							

18 Eugenio García Valentín **TOYOTA AYGO** Juan Fco. Sánchez Jiménez **HYUNDAI ACCENT**
 CK C.D.E. ULTIMA VUELTA 3 JUAN FCO. SANCHEZ JIMENEZ

Vta. D	Tiempo	Sector 1	Sector 2	Sector 3	V. Max.	Elapsed	Vta. D	Tiempo	Sector 1	Sector 2	Sector 3	V. Max.	Elapsed
1	2:30.964	1:03.517	48.460	38.987	106.7	2:30.964	1	2:16.453	55.783	44.381	36.289	105.8	2:16.453
2	2:20.571	53.181	48.525	38.865	154.0	4:51.535	2	2:08.482	49.090	43.329	36.063	170.3	4:24.935
3	2:21.981	53.271	49.270	39.440	152.5	7:13.516	3	2:09.954	49.359	44.265	36.330	170.0	6:34.889
4	2:21.113	53.329	48.541	39.243	152.1	9:34.629	4	2:08.824	49.253	43.515	36.056	169.8	8:43.713
5	2:20.728	53.185	48.659	38.884	151.4	11:55.357	5	2:08.918	49.424	43.378	36.116	171.1	10:52.631
6	2:21.425	53.323	48.644	39.458	153.4	14:16.782	6	2:09.114	49.397	43.757	35.960	171.1	13:01.745
7	2:22.459	53.564	48.430	40.465	151.6	16:39.241	7	2:07.883	49.023	42.917	35.943	170.6	15:09.628
8	2:21.423	53.321	48.861	39.241	151.4	19:00.664	8	2:07.399	48.943	42.816	35.640	170.6	17:17.027
9	2:21.025	53.656	48.550	38.819	151.2	21:21.689	9	2:07.315	48.702	42.758	35.855	171.7	19:24.342
							10	2:08.392	48.620	43.565	36.207	171.7	21:32.734

19 Adrián Martín Abraldes **HYUNDAI GETZ 1.5 CRDi** Fco. Manuel Puertas Pérez **TOYOTA AYGO**
 3 CLUB JARAMA SPORT CK FED. ANDALUZA DE AUTOMOVILISMO

Vta. D	Tiempo	Sector 1	Sector 2	Sector 3	V. Max.	Elapsed	Vta. D	Tiempo	Sector 1	Sector 2	Sector 3	V. Max.	Elapsed
1	2:01.060	48.456	39.784	32.820	106.8	2:01.060	1	2:24.753	58.987	47.397	38.369	98.9	2:24.753
2	1:58.230	45.338	39.907	32.985	183.3	3:59.290	2	2:17.664	51.990	47.440	38.234	149.1	4:42.417
3	1:58.397	45.285	40.001	33.111	184.9	5:57.687	3	2:17.739	52.022	47.426	38.291	147.3	7:00.156
4	1:58.782	45.428	40.169	33.185	185.8	7:56.469	4	2:17.818	52.130	47.415	38.273	147.1	9:17.974
5	1:58.753	45.615	40.067	33.071	183.9	9:55.222	5	2:17.900	51.966	47.678	38.256	146.1	11:35.874
6	1:59.714	45.901	40.727	33.086	182.7	11:54.936	6	2:19.530	53.366	47.715	38.449	146.7	13:55.404
7	2:00.541	46.792	40.586	33.163	179.7	13:55.477	7	2:17.856	51.904	47.608	38.344	150.8	16:13.260
8	1:59.017	45.856	40.105	33.056	184.6	15:54.494	8	2:17.944	52.165	47.495	38.284	146.5	18:31.204
9	1:59.308	45.707	40.501	33.100	186.8	17:53.802	9	2:22.852	52.124	47.462	43.266	147.5	20:54.056
10	1:58.922	45.772	40.168	32.982	185.2	19:52.724							



Circuito del Jarama
División 1
Carrera 2
Tiempos Por Vuelta

29 González-Anleo Polo - Lopez Atienza BMW E36 325i **47** Alberto Gonzalez Checa TOYOTA AYGO

EN-3 A.E.C.D. CK C.D.E. ULTIMA VUELTA

Vta. D	Tiempo	Sector 1	Sector 2	Sector 3	V. Max.	Elapsed	Vta. D	Tiempo	Sector 1	Sector 2	Sector 3	V. Max.	Elapsed
1 2	2:19.275	57.062	44.997	37.216	100.6	2:19.275	1	2:27.319	1:00.499	48.209	38.611	102.8	2:27.319
2 2	2:14.459	50.793	45.565	38.101	175.8	4:33.734	2	2:18.170	52.249	47.740	38.181	150.6	4:45.489
3 2	2:15.035	51.245	46.087	37.703	174.1	6:48.769	3	2:19.312	52.769	48.033	38.510	151.8	7:04.801
4 2	2:14.628	50.955	45.611	38.062	178.2	9:03.397	4	2:18.941	52.226	48.213	38.502	150.8	9:23.742
5 2	2:13.921	50.957	45.528	37.436	176.7	11:17.318	5	2:19.191	52.531	48.103	38.557	150.0	11:42.933
6 2	2:13.637	50.874	45.558	37.205	176.1	13:30.955	6	2:18.841	52.406	48.041	38.394	150.0	14:01.774
7 2	2:14.831	50.411	47.317	37.103	182.7	15:45.786	7	2:19.945	52.501	48.885	38.559	150.2	16:21.719
8 2	2:15.148	51.527	46.567	37.054	160.9	18:00.934	8	2:19.396	52.391	48.193	38.812	150.4	18:41.115
9 2	2:10.932	50.123	44.285	36.524	175.3	20:11.866	9	2:20.288	52.725	48.838	38.725	152.9	21:01.403

31 Alejandro A. Ramos Corrales TOYOTA AYGO **48** José Luis Crespillo Calderon DATSUN 1200

CK RASANTE SPORT EN-1 ESCUDERIA CENTRO

Vta. D	Tiempo	Sector 1	Sector 2	Sector 3	V. Max.	Elapsed	Vta. D	Tiempo	Sector 1	Sector 2	Sector 3	V. Max.	Elapsed
1	2:30.128	1:02.530	48.563	39.035	105.2	2:30.128	1	2:26.693	1:00.848	47.500	38.345	116.8	2:26.693
2	2:19.834	52.930	47.687	39.217	154.2	4:49.962	2	2:18.209	52.311	47.400	38.498	152.3	4:44.902
3	2:20.045	53.030	48.001	39.014	151.0	7:10.007	3	2:27.201	1:01.300	47.085	38.816	145.3	7:12.103
4	2:19.724	52.786	48.057	38.881	152.5	9:29.731	4	2:18.232	52.717	47.195	38.320	145.5	9:30.335
5	2:19.961	53.065	48.093	38.803	150.8	11:49.692	5	2:20.100	53.157	48.576	38.367	141.9	11:50.435
6	2:23.548	54.012	48.610	40.926	150.4	14:13.240	6	2:20.505	53.778	47.858	38.869	139.1	14:10.940
7	2:20.609	53.836	48.089	38.684	153.1	16:33.849	7	2:20.498	54.069	47.825	38.604	132.0	16:31.438
8	2:20.384	52.708	47.930	39.746	152.3	18:54.233	8	2:22.040	53.975	48.113	39.952	137.5	18:53.478
9	2:22.618	55.475	48.353	38.790	151.2	21:16.851	9	2:19.796	53.423	47.597	38.776	140.4	21:13.274

38 Mihai Smetanca TOYOTA AYGO **49** Teodosio A. Pérez Palomo BMW E36 325i

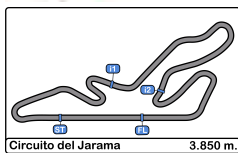
CK ESCUDERIA CENTRO EN-3 EFICAR TEAM

Vta. D	Tiempo	Sector 1	Sector 2	Sector 3	V. Max.	Elapsed	Vta. D	Tiempo	Sector 1	Sector 2	Sector 3	V. Max.	Elapsed
1	2:25.735	59.714	47.423	38.598	100.6	2:25.735	1	2:04.903	50.162	40.896	33.845	108.6	2:04.903
2	2:18.097	52.135	47.683	38.279	152.9	4:43.832	2	2:01.312	46.549	40.874	33.889	175.3	4:06.215
3	2:17.883	52.026	47.528	38.329	151.4	7:01.715	3	2:01.518	46.448	41.134	33.936	173.0	6:07.733
4	2:18.153	52.207	47.562	38.384	150.8	9:19.868	4	2:01.751	46.721	41.192	33.838	171.4	8:09.484
5	2:18.899	52.389	47.762	38.748	150.4	11:38.767	5	2:01.818	46.516	41.283	34.019	172.5	10:11.302
6	2:18.675	52.495	47.789	38.391	149.3	13:57.442	6	2:01.280	46.478	41.215	33.587	181.8	12:12.582
7	2:18.432	52.206	47.820	38.406	152.7	16:15.874	7	2:00.996	45.960	41.045	33.991	177.9	14:13.578
8	2:18.822	52.700	47.765	38.357	150.4	18:34.696	8	2:03.404	47.020	41.875	34.509	163.6	16:16.982
9	2:19.344	52.510	47.934	38.900	150.0	20:54.040	9	2:05.844	49.222	42.598	34.024	165.1	18:22.826
10							10	2:01.491	46.334	41.012	34.145	181.2	20:24.317

45 Sergio Cabal Diez CITROEN SAXO VTS **65** Rubén González Checa TOYOTA AYGO

1 RASANTE SPORT CK C.D.E. ULTIMA VUELTA

Vta. D	Tiempo	Sector 1	Sector 2	Sector 3	V. Max.	Elapsed	Vta. D	Tiempo	Sector 1	Sector 2	Sector 3	V. Max.	Elapsed
1	2:17.458	55.877	44.614	36.967	110.7	2:17.458	1	2:27.605	1:01.348	47.872	38.385	103.4	2:27.605
2	2:10.006	49.013	44.335	36.658	170.6	4:27.464	2	2:18.446	52.319	47.827	38.300	151.2	4:46.051
3	2:10.422	49.579	44.143	36.700	169.8	6:37.886	3	2:18.995	52.893	47.760	38.342	154.5	7:05.046
4	2:11.328	49.865	44.585	36.878	168.2	8:49.214	4	2:18.966	52.422	48.127	38.417	144.1	9:24.012
5	2:13.080	50.196	45.348	37.536	165.6	11:02.294	5	2:19.192	52.836	47.897	38.459	152.1	11:43.204
6	2:12.607	51.033	44.909	36.665	138.4	13:14.901	6	2:18.754	52.649	47.928	38.177	151.2	14:01.958
7	2:11.581	50.369	44.587	36.625	151.4	15:26.482	7	2:20.181	52.630	48.927	38.624	151.0	16:22.139
8	2:12.707	50.505	45.440	36.762	140.4	17:39.189	8	2:19.155	52.462	48.042	38.651	153.6	18:41.294
9	2:12.918	50.352	44.792	37.774	147.3	19:52.107	9	2:19.781	52.683	48.389	38.709	151.6	21:01.075



Circuito del Jarama
División 1
Carrera 2
Análisis

Num	T. Vta.	Dif
-----	---------	-----

Vta 1		
6	1:57.452	
12	1:58.913	01.461
9	1:59.554	02.102
19	2:01.060	03.608
49	2:04.903	07.451
16	2:05.740	08.288
2	2:09.831	12.379
11	2:10.509	13.057
15	2:10.997	13.545
4	2:11.366	13.914
25	2:16.453	19.001
45	2:17.458	20.006
29	2:19.275	21.823
26	2:24.753	27.301
21	2:25.093	27.641
38	2:25.735	28.283
48	2:26.693	29.241
47	2:27.319	29.867
65	2:27.605	30.153
20	2:29.695	32.243
31	2:30.128	32.676
18	2:30.964	33.512
7	2:32.614	35.162

Num	T. Vta.	Dif
-----	---------	-----

Vta 2		
6	1:56.925	
12	1:56.783	01.319
9	1:57.184	02.361
19	1:58.230	04.913
49	2:01.312	11.838
16	2:02.220	13.583
2	2:02.940	18.394
11	2:03.843	19.975
15	2:04.277	20.897
4	2:05.132	22.121
25	2:08.482	30.558

Num	T. Vta.	Dif
-----	---------	-----

45	2:10.006	33.087
29	2:14.459	39.357
26	2:17.664	48.040
21	2:17.765	48.481
38	2:18.097	49.455
48	2:18.209	50.525
47	2:18.170	51.112
65	2:18.446	51.674
20	2:19.954	55.272
31	2:19.834	55.585
18	2:20.571	57.158
7	2:21.737	59.974

Num	T. Vta.	Dif
-----	---------	-----

Vta 3		
6	1:56.615	
12	1:56.501	01.205
9	1:57.588	03.334
19	1:58.397	06.695
49	2:01.518	16.741
16	2:02.443	19.411
2	2:02.942	24.721
15	2:04.574	28.856
4	2:06.184	31.690
11	2:13.165	36.525
25	2:09.954	43.897
45	2:10.422	46.894
29	2:15.035	57.777
26	2:17.739	1:09.164
21	2:17.718	1:09.584
38	2:17.883	1:10.723
47	2:19.312	1:13.809
65	2:18.995	1:14.054
31	2:20.045	1:19.015
20	2:20.624	1:19.281
48	2:27.201	1:21.111
18	2:21.981	1:22.524
7	2:22.947	1:26.306

Num	T. Vta.	Dif
-----	---------	-----

Vta 4		
6	1:56.431	
12	1:56.192	00.966
9	1:57.956	04.859
19	1:58.782	09.046
49	2:01.751	22.061
16	2:01.907	24.887
2	2:03.274	31.564
15	2:05.363	37.788
4	2:06.904	42.163
11	2:12.278	52.372
25	2:08.824	56.290
45	2:11.328	1:01.791
29	2:14.628	1:15.974
26	2:17.818	1:30.551
21	2:17.996	1:31.149
38	2:18.153	1:32.445
47	2:18.941	1:36.319
65	2:18.966	1:36.589
31	2:19.724	1:42.308
48	2:18.232	1:42.912
20	2:20.243	1:43.093
18	2:21.113	1:47.206
7	2:22.829	1:52.704

Num	T. Vta.	Dif
-----	---------	-----

Vta 5		
12	1:56.834	
6	1:58.123	00.323
9	1:58.832	05.891
19	1:58.753	09.999
49	2:01.818	26.079
16	2:02.065	29.152
2	2:03.573	37.337
15	2:05.643	45.631
4	2:06.616	50.979
11	2:06.142	1:00.714
25	2:08.918	1:07.408

Num	T. Vta.	Dif
-----	---------	-----

45	2:13.080	1:17.071
29	2:13.921	1:32.095
26	2:17.900	1:50.651
21	2:17.782	1:51.131
38	2:18.899	1:53.544

Num	T. Vta.	Dif
-----	---------	-----

Vta 6		
12	1:56.920	
6	1:57.255	00.658
47	2:19.191	1 Lap
65	2:19.192	1 Lap
31	2:19.961	1 Lap
48	2:20.100	1 Lap
9	2:00.411	09.382
20	2:21.388	1 Lap
19	1:59.714	12.793
18	2:20.728	1 Lap
7	2:23.800	1 Lap
49	2:01.280	30.439
16	2:02.627	34.859
2	2:04.104	44.521
15	2:05.718	54.429
4	2:06.701	1:00.760
11	2:08.241	1:12.035
25	2:09.114	1:19.602
45	2:12.607	1:32.758
29	2:13.637	1:48.812

Num	T. Vta.	Dif
-----	---------	-----

12	1:56.077	
6	1:57.592	02.173
9	2:01.741	15.046
26	2:19.530	1 Lap
19	2:00.541	17.257
21	2:19.740	1 Lap
38	2:18.675	1 Lap
47	2:18.841	1 Lap

Num	T. Vta.	Dif
-----	---------	-----

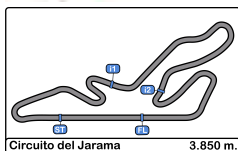
Vta 7		
12	1:56.077	
6	1:57.592	02.173
9	2:01.741	15.046
26	2:19.530	1 Lap
19	2:00.541	17.257
21	2:19.740	1 Lap
38	2:18.675	1 Lap
47	2:18.841	1 Lap

Num	T. Vta.	Dif
-----	---------	-----

65	2:18.754	1 Lap
48	2:20.505	1 Lap
20	2:20.771	1 Lap
31	2:23.548	1 Lap
49	2:00.996	35.358
18	2:21.425	1 Lap
16	2:02.277	41.059
7	2:24.763	1 Lap
2	2:03.701	52.145
15	2:06.527	1:04.879
4	2:06.800	1:11.483
11	2:09.226	1:25.184
25	2:07.883	1:31.408
45	2:11.581	1:48.262

Num	T. Vta.	Dif
-----	---------	-----

Vta 8		
12	1:56.680	
29	2:14.831	1 Lap
6	2:06.084	11.577
9	1:59.881	18.247
19	1:59.017	19.594
26	2:17.856	1 Lap
21	2:17.796	1 Lap
38	2:18.432	1 Lap
49	2:03.404	42.082
16	2:02.347	46.726
47	2:19.945	1 Lap
65	2:20.181	1 Lap
48	2:20.498	1 Lap
20	2:20.227	1 Lap
31	2:20.609	1 Lap
2	2:04.067	59.532
18	2:22.459	1 Lap
15	2:06.416	1:14.615
7	2:23.000	1 Lap
4	2:07.048	1:21.851
11	2:08.899	1:37.403



Circuito del Jarama

División 1

Carrera 2

Análisis

Num	T. Vta.	Dif	Num	T. Vta.	Dif
25	2:07.399	1:42.127	21	2:18.234	1 Lap

Num	T. Vta.	Dif
-----	---------	-----

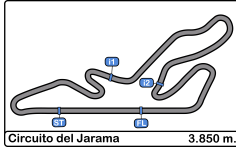
Vta 9

12	1:58.956		65	2:19.781	1 Lap
45	2:12.707	1 Lap	47	2:20.288	1 Lap
6	2:02.545	15.166	15	2:05.796	1:29.127
9	1:58.473	17.764	4	2:07.374	1:37.927
19	1:59.308	19.946	48	2:19.796	1 Lap
29	2:15.148	1 Lap	20	2:21.177	1 Lap
49	2:05.844	48.970	31	2:22.618	1 Lap
16	2:02.446	50.216	18	2:21.025	1 Lap
26	2:17.944	1 Lap	11	2:08.111	1:54.454
21	2:17.809	1 Lap	25	2:08.392	2:00.372
38	2:18.822	1 Lap			
2	2:05.713	1:06.289			
47	2:19.396	1 Lap			
65	2:19.155	1 Lap			
48	2:22.040	1 Lap			
31	2:20.384	1 Lap			
20	2:21.662	1 Lap			
15	2:06.178	1:21.837			
18	2:21.423	1 Lap			
4	2:06.164	1:29.059			
7	2:22.915	1 Lap			
11	2:06.402	1:44.849			
25	2:07.315	1:50.486			

Num	T. Vta.	Dif
-----	---------	-----

Vta 10

12	1:58.506	
6	1:59.779	16.439
9	2:00.319	19.577
45	2:12.918	1 Lap
19	1:58.922	20.362
29	2:10.932	1 Lap
49	2:01.491	51.955
16	2:02.441	54.151
2	2:04.440	1:12.223



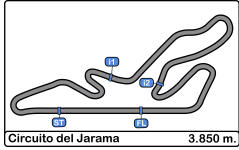
Circuito del Jarama

División 1

Carrera 2

Mejores Sectores

Sector - 1				Sector - 2				Sector - 3				Vuelta Ideal vs Mejor Vuelta				
Clas	Nº	Piloto	Tiempo	Nº	Piloto	Tiempo	Nº	Piloto	Tiempo	Clas	Nº	Piloto	Vta. Ideal	Mejor V.	Clas	
1	12	Villanueva Capote - Villanueva Capote	44.561	12	Villanueva Capote - Villanueva Capote	38.845	6	Fernando Navarrete Perdices	32.389	1	6	Fernando Navarrete Perdices	1:55.916	1:56.431	2	
2	6	Fernando Navarrete Perdices	44.587	6	Fernando Navarrete Perdices	38.940	9	Santiago Castilla Salinero	32.491	2	12	Villanueva Capote - Villanueva Capote	1:56.022	1:56.077	1	
3	9	Santiago Castilla Salinero	44.722	19	Adrián Martín Abrales	39.784	12	Villanueva Capote - Villanueva Capote	32.616	3	9	Santiago Castilla Salinero	1:57.014	1:57.184	3	
4	19	Adrián Martín Abrales	45.285	9	Santiago Castilla Salinero	39.801	19	Adrián Martín Abrales	32.820	4	19	Adrián Martín Abrales	1:57.889	1:58.230	4	
5	49	Teodosio A. Pérez Palomo	45.960	16	Eduardo Alonso De Pablo	40.821	49	Teodosio A. Pérez Palomo	33.587	5	49	Teodosio A. Pérez Palomo	2:00.421	2:00.996	5	
6	16	Eduardo Alonso De Pablo	46.627	49	Teodosio A. Pérez Palomo	40.874	16	Eduardo Alonso De Pablo	33.975	6	16	Eduardo Alonso De Pablo	2:01.423	2:01.907	6	
7	2	José M. Serrano Gutierrez	46.629	2	José M. Serrano Gutierrez	41.422	2	José M. Serrano Gutierrez	34.443	7	2	José M. Serrano Gutierrez	2:02.494	2:02.940	7	
8	15	Guillermo Del Moral García	47.585	11	Gómez Perales - Rios Gullon	41.467	11	Gómez Perales - Rios Gullon	34.662	8	11	Gómez Perales - Rios Gullon	2:03.843	2:03.843	8	
9	4	Cristian Sosa De Ana	47.672	15	Guillermo Del Moral García	41.784	15	Guillermo Del Moral García	34.905	9	15	Guillermo Del Moral García	2:04.274	2:04.277	9	
10	11	Gómez Perales - Rios Gullon	47.714	4	Cristian Sosa De Ana	42.314	4	Cristian Sosa De Ana	35.146	10	4	Cristian Sosa De Ana	2:05.132	2:05.132	10	
11	25	Juan Fco. Sánchez	48.620	25	Juan Fco. Sánchez	42.758	25	Juan Fco. Sánchez	35.640	11	25	Juan Fco. Sánchez	2:07.018	2:07.315	11	
12	45	Sergio Cabal Diez	49.013	45	Sergio Cabal Diez	44.143	29	González-Anleo Polo - Lopez Anleo	36.524	12	45	Sergio Cabal Diez	2:09.781	2:10.006	12	
13	29	González-Anleo Polo - Lopez Anleo	50.123	29	González-Anleo Polo - Lopez Anleo	44.285	45	Sergio Cabal Diez	36.625	13	29	González-Anleo Polo - Lopez Anleo	2:10.932	2:10.932	13	
14	26	Fco. Manuel Puertas	51.904	48	José Luis Crespillo Calderon	47.085	21	Marco Aguilera Lopez	38.167	14	21	Marco Aguilera Lopez	2:17.452	2:17.718	15	
15	21	Marco Aguilera Lopez	51.976	21	Marco Aguilera Lopez	47.309	65	Rubén González Chec	38.177	15	26	Fco. Manuel Puertas	2:17.535	2:17.664	14	
16	38	Mihai Smetanca	52.026	26	Fco. Manuel Puertas	47.397	47	Alberto Gonzalez Chec	38.181	16	48	José Luis Crespillo Calderon	2:17.716	2:18.209	18	
17	47	Alberto Gonzalez Chec	52.226	38	Mihai Smetanca	47.423	26	Fco. Manuel Puertas	38.234	17	38	Mihai Smetanca	2:17.728	2:17.883	16	
18	48	José Luis Crespillo Calderon	52.311	31	Alejandro A. Ramos Corrales	47.687	38	Mihai Smetanca	38.279	18	47	Alberto Gonzalez Chec	2:18.147	2:18.170	17	
19	65	Rubén González Chec	52.319	47	Alberto Gonzalez Chec	47.740	48	José Luis Crespillo Calderon	38.320	19	65	Rubén González Chec	2:18.256	2:18.446	19	
20	31	Alejandro A. Ramos Corrales	52.708	65	Rubén González Chec	47.760	20	Vivi Garcia Pérez	38.542	20	31	Alejandro A. Ramos Corrales	2:19.079	2:19.724	20	
21	20	Vivi Garcia Pérez	52.826	20	Vivi Garcia Pérez	47.860	31	Alejandro A. Ramos Corrales	38.684	21	20	Vivi Garcia Pérez	2:19.228	2:19.954	21	
22	18	Eugenio García Valentín	53.181	18	Eugenio García Valentín	48.430	18	Eugenio García Valentín	38.819	22	18	Eugenio García Valentín	2:20.430	2:20.571	22	
23	7	Guillermo Velasco Ortega	53.827	7	Guillermo Velasco Ortega	48.863	7	Guillermo Velasco Ortega	39.047	23	7	Guillermo Velasco Ortega	2:21.737	2:21.737	23	



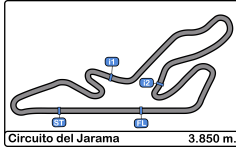
Circuito del Jarama

División 1

Carrera 2

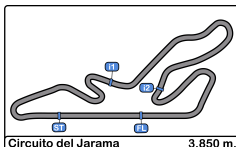
Secuencia Líder

<u>Nº</u>	<u>Concursante</u>	<u>Piloto 1</u>	<u>Piloto 2</u>	<u>Vehículo</u>	<u>Cat</u>	<u>Vta. Inicio</u>	<u>Vta. Fin</u>	<u>Vtas</u>	<u>Total Vtas.</u>
6	SMC Motorsport	Fernando Navarrete		BMW E36 325i	EN-3	1	4	4	4
12	JOSE G. VILLANUEVA RUIZ	Diego Villanueva Capote	Álvaro Villanueva Capote	BMW E36 325i	EN-3	5	10	6	6



Circuito del Jarama
División 1
Carrera 2
5 Mejores Tiempos

Cl	Nº	Concursante	Piloto 1	Piloto 2	Vehículo	Cat	Cl	Mejor 1		Mejor 2		Mejor 3		Mejor 4		Mejor 5	
								Tiempo	Vta	Tiempo	Vta	Tiempo	Vta	Tiempo	Vta	Tiempo	Vta
1	12	JOSE G. VILLANUEVA RUIZ	Diego Villanueva Capote	<u>Álvaro Villanueva Capote</u>	BMW E36 325i	EN-3	1	1:56.077	7	1:56.192	4	1:56.501	3	1:56.680	8	1:56.783	2
2	6	SMC Motorsport	Fernando Navarrete Perdices		BMW E36 325i	EN-3	2	1:56.431	4	1:56.615	3	1:56.925	2	1:57.255	6	1:57.452	1
3	9	EFICAR TEAM	Santiago Castilla Salinero		HYUNDAI GETZ 1.5 CRDi	3	1	1:57.184	2	1:57.588	3	1:57.956	4	1:58.473	9	1:58.832	5
4	19	CLUB JARAMA SPORT	Adrián Martín Abrales		HYUNDAI GETZ 1.5 CRDi	3	2	1:58.230	2	1:58.397	3	1:58.753	5	1:58.782	4	1:58.922	10
5	49	EFICAR TEAM	Teodosio A. Pérez Palomo		BMW E36 325i	EN-3	3	2:00.996	7	2:01.280	6	2:01.312	2	2:01.491	10	2:01.518	3
6	16	R A C E	Eduardo Alonso De Pablo		BMW E36 325i	EN-3	4	2:01.907	4	2:02.065	5	2:02.220	2	2:02.277	7	2:02.347	8
7	2	C.D.E. ULTIMA VUELTA	José M. Serrano Gutierrez		VOLKSWAGEN GOLF GTI	EN-2	1	2:02.940	2	2:02.942	3	2:03.274	4	2:03.573	5	2:03.701	7
8	11	ESCUADERIA LE MANS	Miguel Gómez Perales	<u>Juan José Rios Gullon</u>	NISSAN PRIMERA	EN-2	2	2:03.843	2	2:06.142	5	2:06.402	9	2:08.111	10	2:08.241	6
9	15	DANIEL DEL MORAL	Guillermo Del Moral García		HYUNDAI ACCENT	3	3	2:04.277	2	2:04.574	3	2:05.363	4	2:05.643	5	2:05.718	6
10	4	C.D.E. ULTIMA VUELTA	Cristian Sosa De Ana		CITROEN AX	3	4	2:05.132	2	2:06.164	9	2:06.184	3	2:06.616	5	2:06.701	6
11	25	JUAN FCO. SANCHEZ JIMENEZ	Juan Fco. Sánchez Jiménez		HYUNDAI ACCENT	3	5	2:07.315	9	2:07.399	8	2:07.883	7	2:08.392	10	2:08.482	2
12	45	RASANTE SPORT	Sergio Cabal Diez		CITROEN SAXO VTS	1	1	2:10.006	2	2:10.422	3	2:11.328	4	2:11.581	7	2:12.607	6
13	29	A.E.C.D.	Lucas González-Anleo Polo	<u>Jorge Lopez Atienza</u>	BMW E36 325i	EN-3	5	2:10.932	9	2:13.637	6	2:13.921	5	2:14.459	2	2:14.628	4
14	26	FED. ANDALUZA DE	Fco. Manuel Puertas Pérez		TOYOTA AYGO	CK	1	2:17.664	2	2:17.739	3	2:17.818	4	2:17.856	7	2:17.900	5
15	21	VSR	Marco Aguilera Lopez		TOYOTA AYGO	CK	2	2:17.718	3	2:17.765	2	2:17.782	5	2:17.796	7	2:17.809	8
16	38	ESCUADERIA CENTRO	Mihai Smetanca		TOYOTA AYGO	CK	3	2:17.883	3	2:18.097	2	2:18.153	4	2:18.432	7	2:18.675	6
17	47	C.D.E. ULTIMA VUELTA	Alberto Gonzalez Checa		TOYOTA AYGO	CK	4	2:18.170	2	2:18.841	6	2:18.941	4	2:19.191	5	2:19.312	3
18	48	ESCUADERIA CENTRO	José Luis Crespillo Calderon		DATSUN 1200	EN-1	1	2:18.209	2	2:18.232	4	2:19.796	9	2:20.100	5	2:20.498	7
19	65	C.D.E. ULTIMA VUELTA	Rubén González Checa		TOYOTA AYGO	CK	5	2:18.446	2	2:18.754	6	2:18.966	4	2:18.995	3	2:19.155	8
20	31	RASANTE SPORT	Alejandro A. Ramos Corrales		TOYOTA AYGO	CK	6	2:19.724	4	2:19.834	2	2:19.961	5	2:20.045	3	2:20.384	8
21	20	ESCUADERIA 1000 LAGOS	Vivi Garcia Pérez		TOYOTA AYGO	CK	7	2:19.954	2	2:20.227	7	2:20.243	4	2:20.624	3	2:20.771	6
22	18	C.D.E. ULTIMA VUELTA	Eugenio García Valentín		TOYOTA AYGO	CK	8	2:20.571	2	2:20.728	5	2:21.025	9	2:21.113	4	2:21.423	8
23	7	A.E.C.D.	Guillermo Velasco Ortega		DATSUN 1200	EN-1	2	2:21.737	2	2:22.829	4	2:22.915	8	2:22.947	3	2:23.000	7



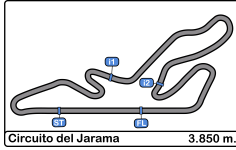
Circuito del Jarama

División 1

Carrera 2

5 Mejores Velocidades

Cl	Nº	Concursante	Piloto 1	Piloto 2	Vehiculo	Cat	Cl	Top 1		Top 2		Top 3		Top 4		Top 5		Avg
								Km/h	Vta.	Km/h	Vta.	Km/h	Lap	Km/h	Lap	Km/h	Lap	
1	6	SMC Motorsport	Fernando Navarrete Perdices		BMW E36 325i	EN-3	1	197.8	2	197.8	7	197.4	5	196.7	4	196.7	8	197.2
2	12	JOSE G. VILLANUEVA RUIZ	Diego Villanueva Capote	<u>Álvaro Villanueva Capote</u>	BMW E36 325i	EN-3	2	195.6	5	193.5	7	192.1	2	191.1	4	188.8	8	192.2
3	16	R A C E	Eduardo Alonso De Pablo		BMW E36 325i	EN-3	3	189.4	3	188.4	5	187.8	6	187.8	9	186.8	10	188.0
4	2	C.D.E. ULTIMA VUELTA	José M. Serrano Gutierrez		VOLKSWAGEN GOLF GTI	EN-2	1	188.1	2	186.8	3	186.8	8	186.5	6	186.2	7	186.9
5	19	CLUB JARAMA SPORT	Adrián Martín Abrales		HYUNDAI GETZ 1.5 CRDi	3	1	186.8	9	185.8	4	185.2	10	184.9	3	184.6	8	185.5
6	9	EFICAR TEAM	Santiago Castilla Salinero		HYUNDAI GETZ 1.5 CRDi	3	2	184.9	2	182.7	3	182.4	5	181.2	7	180.9	9	182.4
7	29	A.E.C.D.	Lucas González-Anleo Polo	<u>Jorge Lopez Atienza</u>	BMW E36 325i	EN-3	4	182.7	7	178.2	4	176.7	5	176.1	6	175.8	2	177.9
8	49	EFICAR TEAM	Teodosio A. Pérez Palomo		BMW E36 325i	EN-3	5	181.8	6	181.2	10	177.9	7	175.3	2	173.0	3	177.8
9	15	DANIEL DEL MORAL	Guillermo Del Moral García		HYUNDAI ACCENT	3	3	179.7	2	177.6	3	177.6	10	175.3	4	175.3	5	177.1
10	4	C.D.E. ULTIMA VUELTA	Cristian Sosa De Ana		CITROEN AX	3	4	175.8	2	169.5	3	169.0	10	167.4	9	166.4	5	169.6
11	11	ESCUADERIA LE MANS	Miguel Gómez Perales	<u>Juan José Rios Gullon</u>	NISSAN PRIMERA	EN-2	2	175.6	2	175.6	3	170.6	8	170.6	9	170.0	6	172.5
12	25	JUAN FCO. SANCHEZ JIMENEZ	Juan Fco. Sánchez Jiménez		HYUNDAI ACCENT	3	5	171.7	9	171.7	10	171.1	5	171.1	6	170.6	7	171.2
13	45	RASANTE SPORT	Sergio Cabal Diez		CITROEN SAXO VTS	1	1	170.6	2	169.8	3	168.2	4	165.6	5	151.4	7	165.1
14	21	VSR	Marco Aguilera Lopez		TOYOTA AYGO	CK	1	154.7	7	154.0	2	153.6	9	153.1	3	153.1	4	153.7
15	65	C.D.E. ULTIMA VUELTA	Rubén González Checa		TOYOTA AYGO	CK	2	154.5	3	153.6	8	152.1	5	151.6	9	151.2	2	152.6
16	20	ESCUADERIA 1000 LAGOS	Vivi Garcia Pérez		TOYOTA AYGO	CK	3	154.2	5	153.6	9	153.4	2	153.4	4	153.4	6	153.6
17	31	RASANTE SPORT	Alejandro A. Ramos Corrales		TOYOTA AYGO	CK	4	154.2	2	153.1	7	152.5	4	152.3	8	151.2	9	152.7
18	18	C.D.E. ULTIMA VUELTA	Eugenio García Valentín		TOYOTA AYGO	CK	5	154.0	2	153.4	6	152.5	3	152.1	4	151.6	7	152.7
19	38	ESCUADERIA CENTRO	Mihai Smetanca		TOYOTA AYGO	CK	6	152.9	2	152.7	7	151.4	3	150.8	4	150.4	5	151.6
20	47	C.D.E. ULTIMA VUELTA	Alberto Gonzalez Checa		TOYOTA AYGO	CK	7	152.9	9	151.8	3	150.8	4	150.6	2	150.4	8	151.3
21	48	ESCUADERIA CENTRO	José Luis Crespillo Calderon		DATSUN 1200	EN-1	1	152.3	2	145.5	4	145.3	3	141.9	5	140.4	9	145.1
22	26	FED. ANDALUZA DE	Fco. Manuel Puertas Pérez		TOYOTA AYGO	CK	8	150.8	7	149.1	2	147.5	9	147.3	3	147.1	4	148.4
23	7	A.E.C.D.	Guillermo Velasco Ortega		DATSUN 1200	EN-1	2	144.1	2	143.4	3	143.0	4	142.4	6	142.1	5	143.0



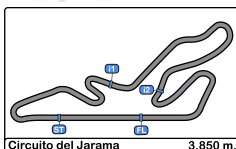
Circuito del Jarama

División 1

Carrera 2

Secuencia Vueltas Rápidas

Vta	Hora Día	Tiempo Sesión	Nº	Concursante	Piloto 1	Piloto 2	Vehiculo	Cat	Tiempo	Km/h
2	16:48:38.451	3:54.451	6	SMC Motorsport	Fernando Navarrete		BMW E36 325i	EN-3	1:56.925	118.5
2	16:48:39.770	3:55.770	12	JOSE G. VILLANUEVA RUIZ	Diego Villanueva Capote	<u>Álvaro Villanueva</u>	BMW E36 325i	EN-3	1:56.783	118.6
3	16:50:35.066	5:51.066	6	SMC Motorsport	Fernando Navarrete		BMW E36 325i	EN-3	1:56.615	118.8
3	16:50:36.271	5:52.271	12	JOSE G. VILLANUEVA RUIZ	Diego Villanueva Capote	<u>Álvaro Villanueva</u>	BMW E36 325i	EN-3	1:56.501	118.9
4	16:52:31.497	7:47.497	6	SMC Motorsport	Fernando Navarrete		BMW E36 325i	EN-3	1:56.431	119.0
4	16:52:32.463	7:48.463	12	JOSE G. VILLANUEVA RUIZ	Diego Villanueva Capote	<u>Álvaro Villanueva</u>	BMW E36 325i	EN-3	1:56.192	119.2
7	16:58:22.294	13:38.294	12	JOSE G. VILLANUEVA RUIZ	Diego Villanueva Capote	<u>Álvaro Villanueva</u>	BMW E36 325i	EN-3	1:56.077	119.4



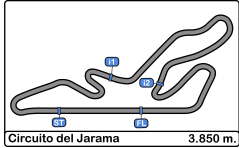
Circuito del Jarama

División 1

Carrera 2

Mejor Máxima Velocidad del Evento

Cls	Nº	Concursante	Piloto 1	Piloto 2	Vehiculo	Cat	Km/h	Sesión
1	6	SMC Motorsport	Fernando Navarrete		BMW E36 325i	EN-3	204.1	Entrenamiento Cronometrado
2	12	JOSE G. VILLANUEVA RUIZ	Diego Villanueva Capote	Álvaro Villanueva Capote	BMW E36 325i	EN-3	198.5	Entrenamiento Cronometrado
3	29	A.E.C.D.	Lucas González-Anleo	Jorge Lopez Atienza	BMW E36 325i	EN-3	193.5	Entrenamiento Cronometrado
4	16	R A C E	Eduardo Alonso De Pablo		BMW E36 325i	EN-3	191.4	Entrenamiento Cronometrado
5	28	VSR	Pedro David Moya		BMW E36 325i	EN-3	191.1	Entrenamiento Cronometrado
6	2	C.D.E. ULTIMA VUELTA	José M. Serrano Gutierrez		VOLKSWAGEN GOLF GTI	EN-2	189.8	Carrera 1
7	9	EFICAR TEAM	Santiago Castilla Salinero		HYUNDAI GETZ 1.5 CRDi	3	189.1	Entrenamiento Cronometrado
8	49	EFICAR TEAM	Teodosio A. Pérez Palomo		BMW E36 325i	EN-3	186.8	Entrenamiento Cronometrado
9	19	CLUB JARAMA SPORT	Adrián Martín Abraldes		HYUNDAI GETZ 1.5 CRDi	3	186.8	Entrenamiento Cronometrado
10	11	ESCUADERIA LE MANS	Miguel Gómez Perales	Juan José Rios Gullon	NISSAN PRIMERA	EN-2	186.2	Carrera 1
11	15	DANIEL DEL MORAL	Guillermo Del Moral García		HYUNDAI ACCENT	3	179.7	Carrera 1
12	4	C.D.E. ULTIMA VUELTA	Cristian Sosa De Ana		CITROEN AX	3	175.8	Carrera 2
13	45	RASANTE SPORT	Sergio Cabal Diez		CITROEN SAXO VTS	1	175.0	Entrenamiento Cronometrado
14	25	JUAN FCO. SANCHEZ	Juan Fco. Sánchez		HYUNDAI ACCENT	3	173.3	Entrenamiento Cronometrado
15	17	CLUB JARAMA SPORT	Victor Garrido González		Peugeot 206 GTI	EN-2	166.4	Entrenamiento Cronometrado
16	21	VSR	Marco Aguilera Lopez		TOYOTA AYGO	CK	156.2	Carrera 1
17	65	C.D.E. ULTIMA VUELTA	Rubén González Checa		TOYOTA AYGO	CK	155.1	Carrera 1
18	38	ESCUADERIA CENTRO	Mihai Smetanca		TOYOTA AYGO	CK	154.9	Entrenamiento Cronometrado
19	47	C.D.E. ULTIMA VUELTA	Alberto Gonzalez Checa		TOYOTA AYGO	CK	154.5	Carrera 1
20	31	RASANTE SPORT	Alejandro A. Ramos		TOYOTA AYGO	CK	154.2	Carrera 2
21	20	ESCUADERIA 1000 LAGOS	Vivi Garcia Pérez		TOYOTA AYGO	CK	154.2	Carrera 2
22	18	C.D.E. ULTIMA VUELTA	Eugenio García Valentín		TOYOTA AYGO	CK	154.0	Carrera 2
23	48	ESCUADERIA CENTRO	José Luis Crespillo		DATSUN 1200	EN-1	152.5	Entrenamiento Cronometrado
24	26	FED. ANDALUZA DE	Fco. Manuel Puertas Pérez		TOYOTA AYGO	CK	151.2	Entrenamiento Cronometrado
25	7	A.E.C.D.	Guillermo Velasco Ortega		DATSUN 1200	EN-1	145.7	Carrera 1



Circuito del Jarama

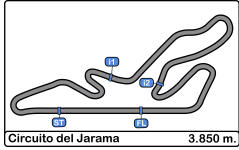
División 1

Carrera 2

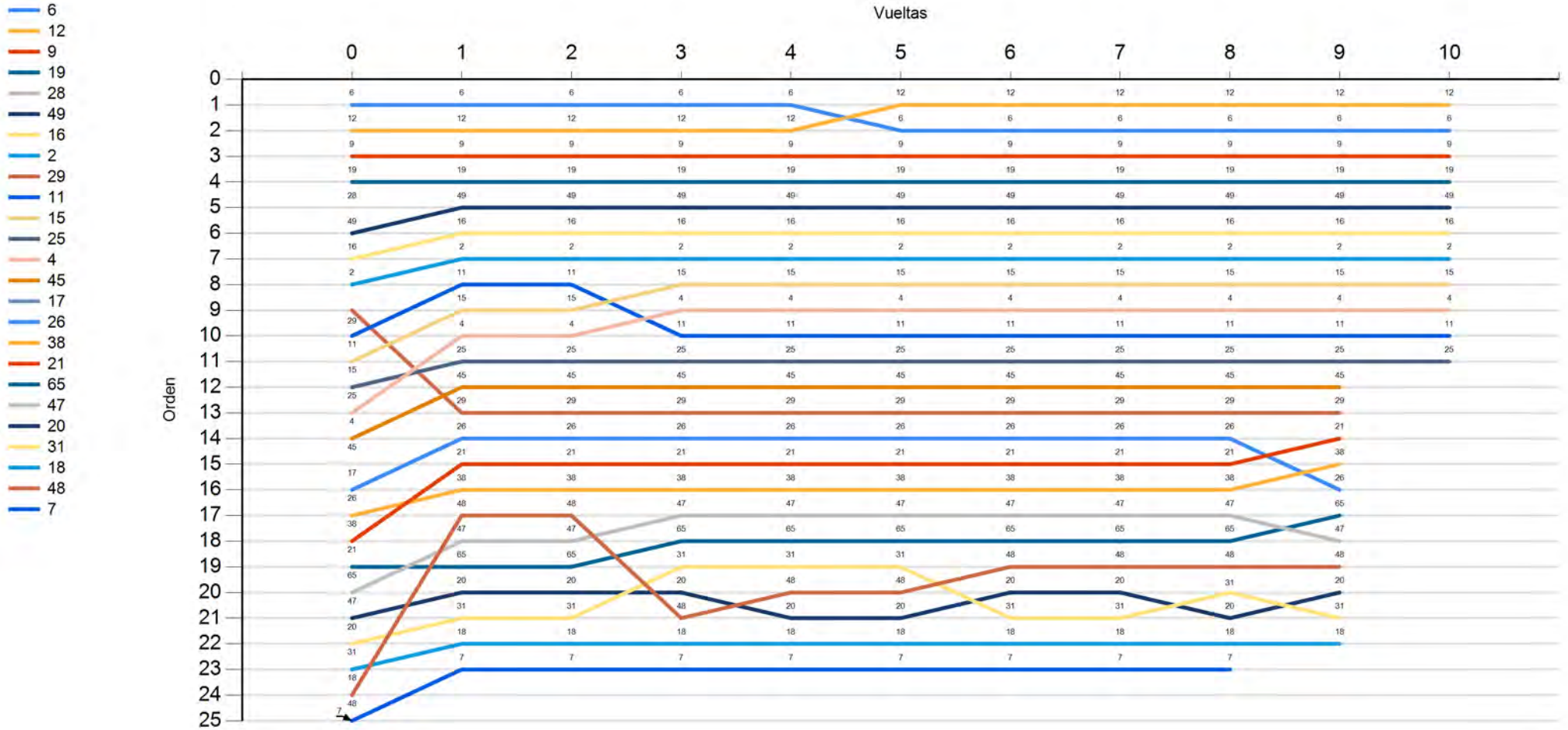
Cuentavueltas

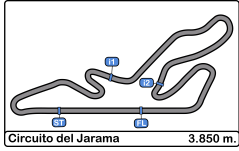
VTA

Nr	Po	Grid	1	2	3	4	5	6	7	8	9	10
6	1	6	6	6	6	6	12	12	12	12	12	12
12	2	12	12	12	12	12	6	6	6	6	6	6
9	3	9	9	9	9	9	9	9	9	9	9	9
19	4	19	19	19	19	19	19	19	19	19	19	19
28	5	28	49	49	49	49	49	49	49	49	49	49
49	6	49	16	16	16	16	16	16	16	16	16	16
16	7	16	2	2	2	2	2	2	2	2	2	2
2	8	2	11	11	15	15	15	15	15	15	15	15
29	9	29	15	15	4	4	4	4	4	4	4	4
11	10	11	4	4	11	11	11	11	11	11	11	11
15	11	15	25	25	25	25	25	25	25	25	25	25
25	12	25	45	45	45	45	45	45	45	45	45	45
4	13	4	29	29	29	29	29	29	29	29	29	29
45	14	45	26	26	26	26	26	26	26	26	21	21
17	15	17	21	21	21	21	21	21	21	21	38	38
26	16	26	38	38	38	38	38	38	38	38	26	26
38	17	38	48	48	47	47	47	47	47	47	65	65
21	18	21	47	47	65	65	65	65	65	65	47	47
65	19	65	65	65	31	31	31	48	48	48	48	48
47	20	47	20	20	20	48	48	20	20	31	20	20
20	21	20	31	31	48	20	20	31	31	20	31	31
31	22	31	18	18	18	18	18	18	18	18	18	18
18	23	18	7	7	7	7	7	7	7	7	7	7
48	24	48										
7	25	7										



Circuito del Jarama
División 1
Carrera 2
Cuentavueltas Gráfico





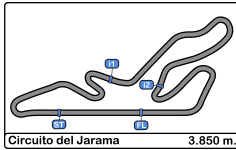
Circuito del Jarama

División 1

Carrera 2

Tiempos Parada en Pit

<u>Nº</u>	<u>Tiempo Día</u>	<u>Concursante</u>	<u>Piloto 1</u>	<u>Piloto 2</u>	<u>Vehiculo</u>	<u>Cat</u>	<u>Tiempo Entrada</u>	<u>Nº Parada</u>	<u>Tiempo Pit</u>	<u>Handicap</u>	<u>Penalización</u>
-----------	-------------------	--------------------	-----------------	-----------------	-----------------	------------	-----------------------	------------------	-------------------	-----------------	---------------------



Circuito del Jarama
División 1
Carrera 2
Resultados Finales

Cls	Nº	Concursante	Piloto 1	Piloto 2	Vehiculo	Cat	Cl	N.V.	Tiempo	Dif 1º	Dif Ant.	Km/h	V.R.	Tiempo	Km/h
1	12	JOSE G. VILLANUEVA RUIZ	Diego Villanueva Capote	<u>Álvaro Villanueva Capote</u>	BMW E36 325i	EN-3	1	10	19:32.362			118.2	7	1:56.077	119.4
2	9	EFICAR TEAM	Santiago Castilla Salinero		HYUNDAI GETZ 1.5 CRDi	3	1	10	19:51.939	19.577	19.577	116.2	2	1:57.184	118.2
3	19	CLUB JARAMA SPORT	Adrián Martín Abrales		HYUNDAI GETZ 1.5 CRDi	3	2	10	19:52.724	20.362	0.785	116.2	2	1:58.230	117.2
4	6	SMC Motorsport	Fernando Navarrete Perdices		BMW E36 325i	EN-3	2	10	20:03.801	31.439	11.077	115.1	4	1:56.431	119.0
5	49	EFICAR TEAM	Teodosio A. Pérez Palomo		BMW E36 325i	EN-3	3	10	20:24.317	51.955	20.516	113.2	7	2:00.996	114.5
6	16	R A C E	Eduardo Alonso De Pablo		BMW E36 325i	EN-3	4	10	20:26.513	54.151	2.196	113.0	4	2:01.907	113.6
7	2	C.D.E. ULTIMA VUELTA	José M. Serrano Gutierrez		VOLKSWAGEN GOLF GTI	EN-2	1	10	20:44.585	1:12.223	18.072	111.3	2	2:02.940	112.7
8	15	DANIEL DEL MORAL	Guillermo Del Moral García		HYUNDAI ACCENT	3	3	10	21:01.489	1:29.127	16.904	109.8	2	2:04.277	111.5
9	4	C.D.E. ULTIMA VUELTA	Cristian Sosa De Ana		CITROEN AX	3	4	10	21:10.289	1:37.927	8.800	109.1	2	2:05.132	110.7
10	11	ESCUADERIA LE MANS	Miguel Gómez Perales	<u>Juan José Rios Gullon</u>	NISSAN PRIMERA	EN-2	2	10	21:26.816	1:54.454	16.527	107.7	2	2:03.843	111.9
11	25	JUAN FCO. SANCHEZ JIMENEZ	Juan Fco. Sánchez Jiménez		HYUNDAI ACCENT	3	5	10	21:32.734	2:00.372	5.918	107.2	9	2:07.315	108.8
12	45	RASANTE SPORT	Sergio Cabal Diez		CITROEN SAXO VTS	1	1	9	19:52.107	1 Vta	1 Vta	104.6	2	2:10.006	106.6
13	29	A.E.C.D.	Lucas González-Anleo Polo	<u>Jorge Lopez Atienza</u>	BMW E36 325i	EN-3	5	9	20:11.866	1 Vta	19.759	102.9	9	2:10.932	105.8
14	21	VSR	Marco Aguilera Lopez		TOYOTA AYGO	CK	1	9	20:49.933	1 Vta	38.067	99.7	3	2:17.718	100.6
15	38	ESCUADERIA CENTRO	Mihai Smetanca		TOYOTA AYGO	CK	2	9	20:54.040	1 Vta	4.107	99.4	3	2:17.883	100.5
16	26	FED. ANDALUZA DE	Fco. Manuel Puertas Pérez		TOYOTA AYGO	CK	3	9	20:54.056	1 Vta	0.016	99.4	2	2:17.664	100.6
17	65	C.D.E. ULTIMA VUELTA	Rubén González Checa		TOYOTA AYGO	CK	4	9	21:01.075	1 Vta	7.019	98.9	2	2:18.446	100.1
18	47	C.D.E. ULTIMA VUELTA	Alberto Gonzalez Checa		TOYOTA AYGO	CK	5	9	21:01.403	1 Vta	0.328	98.8	2	2:18.170	100.3
19	48	ESCUADERIA CENTRO	José Luis Crespillo Calderon		DATSUN 1200	EN-1	1	9	21:13.274	1 Vta	11.871	97.9	2	2:18.209	100.2
20	20	ESCUADERIA 1000 LAGOS	Vivi García Pérez		TOYOTA AYGO	CK	6	9	21:15.741	1 Vta	2.467	97.7	2	2:19.954	99.0
21	31	RASANTE SPORT	Alejandro A. Ramos Corrales		TOYOTA AYGO	CK	7	9	21:16.851	1 Vta	1.110	97.6	4	2:19.724	99.1
22	18	C.D.E. ULTIMA VUELTA	Eugenio García Valentín		TOYOTA AYGO	CK	8	9	21:21.689	1 Vta	4.838	97.3	2	2:20.571	98.5
23	7	A.E.C.D.	Guillermo Velasco Ortega		DATSUN 1200	EN-1	2	8	19:14.605	2 Vtas	1 Vta	96.0	2	2:21.737	97.7
No clasificados: (Requerimiento: 75% del numero de vueltas del lider = 8 Vueltas)															
28	VSR		Pedro David Moya Rodríguez		BMW E36 325i	EN-3	6								
17	CLUB JARAMA SPORT		Victor Garrido González		Peugeot 206 GTI	EN-2	3								

Vta. rápida de Villanueva Capote - Villanueva Capote en 1:56.077 a 119.4 Km/h en la vuelta 7

*** PENALIZACIONES**

Vehículo Nº 6 Penalización de 15 segundos en función del Artículo 15.2 del Reglamento de CRT

Publicada a las:.....

Comisarios Deportivos:	Director de Carrera:	Cronometrador:
-------------------------------	-----------------------------	-----------------------