



# XIX Campeonato RACE de Turismos

## División 1

3ª Prueba

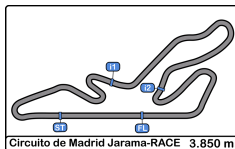
Circuito de Madrid Jarama-RACE

17 de septiembre de 2022

*Results booklet*



Provided by Cronococa S.L.  
[www.cronococa.com](http://www.cronococa.com)



## Circuito de Madrid Jarama - RACE

### División 1

### Entrenamiento Libre

### Resultados Provisionales

| Clas | Nº | Piloto                          | Concursante                                  | Vehiculo              | Cat  | Clas | N.V. | V.R. | Tiempo   | Dif 1º | Dif Ant. | Km/h  |
|------|----|---------------------------------|--|-----------------------|------|------|------|------|----------|--------|----------|-------|
| 1    | 26 | Angel Lafuente Lopez            | VSR eSports                                  | BMW E36 325i          | EN-3 | 1    | 9    | 8    | 1:58.398 |        |          | 117.0 |
| 2    | 15 | Oscar Añon Fernandez            | VSR eSports                                  | BMW E36 325i          | EN-3 | 2    | 10   | 7    | 1:58.948 | 0.550  | 0.550    | 116.5 |
| 3    | 19 | Adrian Martin Abrales           | CLUB JARAMA SPORT                            | HYUNDAI GETZ 1.5 CRDi | 3    | 1    | 8    | 7    | 1:59.220 | 0.822  | 0.272    | 116.2 |
| 4    | 9  | Santiago Castilla Salinero      | EFICAR TEAM                                  | HYUNDAI GETZ 1.5 CRDi | 3    | 2    | 5    | 4    | 1:59.776 | 1.378  | 0.556    | 115.7 |
| 5    | 5  | Vitanton Capon - Vitanton Capon | VSR eSports                                  | BMW E36 325i          | EN-3 | 3    | 10   | 8    | 2:01.515 | 3.117  | 1.739    | 114.0 |
| 6    | 12 | Jorge Vila Sainz                | C.D.E. NACIONAL CHECO DE CARRERA DE CAMIONES | HYUNDAI GETZ 1.5 CRDi | 3    | 3    | 11   | 6    | 2:02.856 | 4.458  | 1.341    | 112.8 |
| 7    | 7  | Jaime Cela Talavera             | RASANTE SPORT                                | CITROEN SAXO 1.6      | 3    | 4    | 9    | 8    | 2:02.996 | 4.598  | 0.140    | 112.6 |
| 8    | 43 | Christian Garcia Garcia         | EFICAR TEAM                                  | HONDA CIVIC 1.6       | 3    | 5    | 4    | 3    | 2:05.165 | 6.767  | 2.169    | 110.7 |
| 9    | 4  | Escobar Alvarez - Vigarra Tena  | EFICAR TEAM                                  | BMW E36 325i          | EN-3 | 4    | 10   | 9    | 2:05.947 | 7.549  | 0.782    | 110.0 |
| 10   | 25 | Guillermo Del Moral Garcia      | CLUB JARAMA SPORT                            | HYUNDAI ACCENT        | 2    | 1    | 9    | 7    | 2:06.980 | 8.582  | 1.033    | 109.1 |
| 11   | 24 | Iván López Gómez                | CLUB JARAMA SPORT                            | SUZUKI SWIFT SPORT    | 2    | 2    | 10   | 8    | 2:07.550 | 9.152  | 0.570    | 108.6 |
| 12   | 16 | Eduardo Alonso De Pablo         | R A C E                                      | HYUNDAI GETZ          | 3    | 6    | 4    | 2    | 2:07.831 | 9.433  | 0.281    | 108.4 |
| 13   | 22 | Javier Fraile Gonzalez          | VSR eSports                                  | CITROEN SAXO VTS      | JRS  | 1    | 10   | 4    | 2:09.008 | 10.610 | 1.177    | 107.4 |
| 14   | 46 | Deogracias Milan Cano           | CLUB JARAMA SPORT                            | CITROEN SAXO VTS      | JRS  | 2    | 9    | 5    | 2:09.620 | 11.222 | 0.612    | 106.9 |
| 15   | 13 | Roberto F. Moreno Cortes        | C.D.E. NACIONAL CHECO DE CARRERA DE CAMIONES | HYUNDAI GETZ 1.5 CRDi | 3    | 7    | 10   | 8    | 2:09.849 | 11.451 | 0.229    | 106.7 |
| 16   | 6  | Francisco Comendador Diaz       | C.D.E DEYSCOM SPORT                          | CITROEN SAXO VTS      | JRS  | 3    | 9    | 4    | 2:10.194 | 11.796 | 0.345    | 106.4 |
| 17   | 27 | Victor Garrido Gonzalez         | CLUB JARAMA SPORT                            | SUZUKI SWIFT CUP      | 2    | 3    | 7    | 3    | 2:10.307 | 11.909 | 0.113    | 106.3 |
| 18   | 20 | Sergio Casalins Martinez        | MOTORISMO MAGAZINE S.L.                      | TOYOTA AYGO           | CKV  | 1    | 3    | 2    | 2:18.021 | 19.623 | 7.714    | 100.4 |
| 19   | 21 | Daniel Losada Iglesias          | MOTORISMO MAGAZINE S.L.                      | TOYOTA AYGO           | CKV  | 2    | 8    | 5    | 2:18.155 | 19.757 | 0.134    | 100.3 |
| 20   | 29 | Ruben Gonzalez Checa            | C.D.E. ULTIMA VUELTA                         | TOYOTA AYGO           | CKV  | 3    | 8    | 4    | 2:18.329 | 19.931 | 0.174    | 100.1 |
| 21   | 39 | Javier Parrilla Gonzalez        | EFICAR TEAM                                  | TOYOTA AYGO           | 2    | 4    | 9    | 6    | 2:18.530 | 20.132 | 0.201    | 100.0 |
| 22   | 23 | Miguel Gonzalez Manzanogue      | PARADINAS MOTORSPORT                         | TOYOTA AYGO           | CKV  | 4    | 7    | 5    | 2:19.258 | 20.860 | 0.728    | 99.5  |
| 23   | 47 | Samuel Gomez Gomez              | MOTORISMO MAGAZINE S.L.                      | TOYOTA AYGO           | CKV  | 5    | 6    | 5    | 2:19.475 | 21.077 | 0.217    | 99.3  |
| 24   | 49 | Javier Conejero Gines           | CHEFO SPORT                                  | TOYOTA AYGO           | 2    | 5    | 10   | 8    | 2:20.517 | 22.119 | 1.042    | 98.6  |
| 25   | 30 | Francisco Lopez-Linares         | ESCUADERIA CENTRO                            | TOYOTA AYGO           | 2    | 6    | 10   | 9    | 2:20.634 | 22.236 | 0.117    | 98.5  |
| 26   | 33 | José Luis Salas Garrido         | ESCUADERIA CENTRO                            | TOYOTA AYGO           | CKV  | 6    | 8    | 5    | 2:22.086 | 23.688 | 1.452    | 97.5  |
| 27   | 45 | Guillermo Paz De Sierra         | RASANTE SPORT                                | TOYOTA AYGO           | CKV  | 7    | 8    | 6    | 2:24.054 | 25.656 | 1.968    | 96.2  |
| 28   | 17 | Martin Cortes Gabin             | ESCUADERIA CENTRO                            | TOYOTA AYGO           | 2    | 7    | 8    | 7    | 2:25.296 | 26.898 | 1.242    | 95.3  |

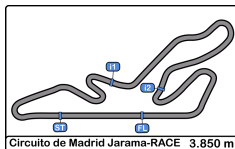
Publicada a las:.....

Temp. Pista: 23.6 °C Temp. Aire: 17.6 °C Humedad: 59 % Estado Pista: SECA

Comisarios Deportivos:

Director de Carrera:

Cronometrador:



## Circuito de Madrid Jarama - RACE

División 1

Entrenamiento Libre

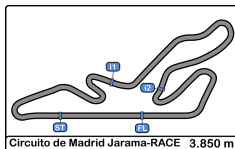
Resultados Provisionales por Categoría

| Clas  | Nº | Piloto                        | Concursante                                   | Vehiculo              | Cat  | Clas | N.V. | V.R. | Tiempo   | Dif 1º | Dif Ant. | Km/h  |
|---|----|-------------------------------|---|-----------------------|------|------|------|------|----------|--------|----------|-------|
| <b>Campeonato RACE 'Categoría 2'</b>                      |    |                               |   |                       |      |      |      |      |          |        |          |       |
| 1   | 25 | Guillermo Del Moral Garcia    | CLUB JARAMA SPORT                             | HYUNDAI ACCENT        | 2    | 1    | 9    | 7    | 2:06.980 |        |          | 109.1 |
| 2   | 24 | Iván López Gómez              | CLUB JARAMA SPORT                             | SUZUKI SWIFT SPORT    | 2    | 2    | 10   | 8    | 2:07.550 | 0.570  | 0.570    | 108.6 |
| 3   | 27 | Victor Garrido Gonzalez       | CLUB JARAMA SPORT                             | SUZUKI SWIFT CUP      | 2    | 3    | 7    | 3    | 2:10.307 | 3.327  | 2.757    | 106.3 |
| 4   | 39 | Javier Parrilla Gonzalez      | EFICAR TEAM                                   | TOYOTA AYGO           | 2    | 4    | 9    | 6    | 2:18.530 | 11.550 | 8.223    | 100.0 |
| 5   | 49 | Javier Conejero Gines         | CHEFO SPORT                                   | TOYOTA AYGO           | 2    | 5    | 10   | 8    | 2:20.517 | 13.537 | 1.987    | 98.6  |
| 6   | 30 | Francisco Lopez-Linares       | ESCUADERIA CENTRO                             | TOYOTA AYGO           | 2    | 6    | 10   | 9    | 2:20.634 | 13.654 | 0.117    | 98.5  |
| 7   | 17 | Martin Cortes Gabin           | ESCUADERIA CENTRO                             | TOYOTA AYGO           | 2    | 7    | 8    | 7    | 2:25.296 | 18.316 | 4.662    | 95.3  |
| <b>Campeonato RACE 'Categoría 3'</b>                      |    |                               |   |                       |      |      |      |      |          |        |          |       |
| 1   | 19 | Adrián Martín Abrealdes       | CLUB JARAMA SPORT                             | HYUNDAI GETZ 1.5 CRDI | 3    | 1    | 8    | 7    | 1:59.220 |        |          | 116.2 |
| 2   | 9  | Santiago Castilla Salinero    | EFICAR TEAM                                   | HYUNDAI GETZ 1.5 CRDI | 3    | 2    | 5    | 4    | 1:59.776 | 0.556  | 0.556    | 115.7 |
| 3   | 12 | Jorge Vila Sainz              | C.D.E. NACIONAL. CNEC. DE CARRERA DE CAMIONES | HYUNDAI GETZ 1.5 CRDI | 3    | 3    | 11   | 6    | 2:02.856 | 3.636  | 3.080    | 112.8 |
| 4   | 7  | Jaime Cela Talavera           | RASANTE SPORT                                 | CITROEN SAXO 1.6      | 3    | 4    | 9    | 8    | 2:02.996 | 3.776  | 0.140    | 112.6 |
| 5   | 43 | Christian Garcia Garcia       | EFICAR TEAM                                   | HONDA CIVIC 1.6       | 3    | 5    | 4    | 3    | 2:05.165 | 5.945  | 2.169    | 110.7 |
| 6   | 16 | Eduardo Alonso De Pablo       | R A C E                                       | HYUNDAI GETZ          | 3    | 6    | 4    | 2    | 2:07.831 | 8.611  | 2.666    | 108.4 |
| 7   | 13 | Roberto F. Moreno Cortes      | C.D.E. NACIONAL. CNEC. DE CARRERA DE CAMIONES | HYUNDAI GETZ 1.5 CRDI | 3    | 7    | 10   | 8    | 2:09.849 | 10.629 | 2.018    | 106.7 |
| <b>Copa KOBE de velocidad</b>                             |    |                               |   |                       |      |      |      |      |          |        |          |       |
| 1   | 20 | Sergio Casalins Martinez      | MOTORISMO MAGAZINE S.L.                       | TOYOTA AYGO           | CKV  | 1    | 3    | 2    | 2:18.021 |        |          | 100.4 |
| 2   | 21 | Daniel Losada Iglesias        | MOTORISMO MAGAZINE S.L.                       | TOYOTA AYGO           | CKV  | 2    | 8    | 5    | 2:18.155 | 0.134  | 0.134    | 100.3 |
| 3   | 29 | Ruben Gonzalez Checa          | C.D.E. ULTIMA VUELTA                          | TOYOTA AYGO           | CKV  | 3    | 8    | 4    | 2:18.329 | 0.308  | 0.174    | 100.1 |
| 4   | 23 | Miguel Gonzalez Manzanque     | PARADINAS MOTORSPORT                          | TOYOTA AYGO           | CKV  | 4    | 7    | 5    | 2:19.258 | 1.237  | 0.929    | 99.5  |
| 5   | 47 | Samuel Gomez Gomez            | MOTORISMO MAGAZINE S.L.                       | TOYOTA AYGO           | CKV  | 5    | 6    | 5    | 2:19.475 | 1.454  | 0.217    | 99.3  |
| 6   | 33 | José Luis Salas Garrido       | ESCUADERIA CENTRO                             | TOYOTA AYGO           | CKV  | 6    | 8    | 5    | 2:22.086 | 4.065  | 2.611    | 97.5  |
| 7   | 45 | Guillermo Paz De Sierra       | RASANTE SPORT                                 | TOYOTA AYGO           | CKV  | 7    | 8    | 6    | 2:24.054 | 6.033  | 1.968    | 96.2  |
| <b>Campeonato RACE 'Categoría ENDURANCE TYPE Clase 3'</b> |    |                               |   |                       |      |      |      |      |          |        |          |       |
| 1   | 26 | Angel Lafuente Lopez          | VSR eSports                                   | BMW E36 325i          | EN-3 | 1    | 9    | 8    | 1:58.398 |        |          | 117.0 |
| 2   | 15 | Oscar Añón Fernandez          | VSR eSports                                   | BMW E36 325i          | EN-3 | 2    | 10   | 7    | 1:58.948 | 0.550  | 0.550    | 116.5 |
| 3   | 5  | Vibiana Capón - Vibiana Capón | VSR eSports                                   | BMW E36 325i          | EN-3 | 3    | 10   | 8    | 2:01.515 | 3.117  | 2.567    | 114.0 |
| 4   | 4  | Escobar Alvarez - Vígara Tena | EFICAR TEAM                                   | BMW E36 325i          | EN-3 | 4    | 10   | 9    | 2:05.947 | 7.549  | 4.432    | 110.0 |
| <b>Trofeo JARAMA-RACE SAXO</b>                            |    |                               |   |                       |      |      |      |      |          |        |          |       |
| 1   | 22 | Javier Fraile Gonzalez        | VSR eSports                                   | CITROEN SAXO VTS      | JRS  | 1    | 10   | 4    | 2:09.008 |        |          | 107.4 |
| 2   | 46 | Deogracias Milan Cano         | CLUB JARAMA SPORT                             | CITROEN SAXO VTS      | JRS  | 2    | 9    | 5    | 2:09.620 | 0.612  | 0.612    | 106.9 |
| 3   | 6  | Francisco Comendador Diaz     | C.D.E DEYSCOM SPORT                           | CITROEN SAXO VTS      | JRS  | 3    | 9    | 4    | 2:10.194 | 1.186  | 0.574    | 106.4 |

Publicada a las:.....

Temp. Pista: 23.6 °C Temp. Aire: 17.6 °C Humedad: 59 % Estado Pista: SECA

|                        |                      |                    |
|------------------------|----------------------|--------------------|
| Comisarios Deportivos: | Director de Carrera: | Cronometrador:<br> |
|------------------------|----------------------|--------------------|



### Circuito de Madrid Jarama - RACE

División 1

Entrenamiento Libre

Tiempos Por Vuelta

|          |                               |              |          |                            |                       |
|----------|-------------------------------|--------------|----------|----------------------------|-----------------------|
| <b>4</b> | Escolar Alvarez - Vigara Tena | BMW E36 325i | <b>9</b> | Santiago Castilla Salinero | HYUNDAI GETZ 1.5 CRDi |
|          | EN-3                          | EFICAR TEAM  |          | 3                          | EFICAR TEAM           |

| Vta. D | Tiempo          | Sector 1      | Sector 2      | Sector 3      | V. Max. | Elapsed      | Vta. D                                    | Tiempo          | Sector 1      | Sector 2      | Sector 3      | V. Max. | Elapsed          |                       |
|--------|-----------------|---------------|---------------|---------------|---------|--------------|---|-----------------|---------------|---------------|---------------|---------|------------------|-----------------------|
| 1      | 10:03:31.705    | 10:01:51.289  | 58.537        | 41.879        | 63.3    | 10:03:31.705 | 1   | 10:06:00.657    | 10:04:45.225  | 42.031        | 33.401        | 93.5    | 10:06:00.657     |                       |
| 2      | 2:27.358        | 58.533        | 48.821        | 40.004        | 113.3   | 10:05:59.063 | 2   | 2:04.053        | 48.735        | 41.059        | 34.259        | 153.8   | 10:08:04.710     |                       |
| 3      | 2:14.774        | 54.086        | 44.140        | 36.548        | 135.1   | 10:08:13.837 | 3   | 2:01.721        | 48.406        | 40.483        | <b>32.832</b> | 170.3   | 10:10:06.431     |                       |
| 4      | 2:09.884        | 49.516        | 43.724        | 36.644        | 176.4   | 10:10:23.721 | 4   | <b>1:59.776</b> | <b>46.368</b> | <b>40.191</b> | 33.217        | 189.1   | 10:12:06.207     |                       |
| 5      | 2:11.990        | 49.577        | 43.971        | 38.442        | 163.8   | 10:12:35.711 | 5   | 2:17.601 P      | 47.583        | 46.928        | 43.090        | 176.1   | 10:14:23.808     |                       |
| 6      | 2:12.368        | 49.552        | 45.851        | 36.965        | 160.2   | 10:14:48.079 | <b>12</b>                                 |                 |               |               |               |         | Jorge Vila Sainz | HYUNDAI GETZ 1.5 CRDi |
| 7      | 2:09.137        | 50.562        | 42.676        | 35.899        | 165.8   | 10:16:57.216 | 3 C.D.E. NACIONAL -CNCC- DE CARRERA DE CA |                 |               |               |               |         |                  |                       |
| 8      | 2:07.721        | 48.884        | 43.206        | 35.631        | 173.9   | 10:19:04.937 |   |                 |               |               |               |         |                  |                       |
| 9      | <b>2:05.947</b> | <b>48.546</b> | <b>42.010</b> | <b>35.391</b> | 173.9   | 10:21:10.884 |   |                 |               |               |               |         |                  |                       |
| 10     | 2:27.041 P      | 50.784        | 46.080        | 50.177        | 171.4   | 10:23:37.925 |   |                 |               |               |               |         |                  |                       |

|          |                                       |              |  |  |  |
|----------|---------------------------------------|--------------|--|--|--|
| <b>5</b> | Villanueva Capote - Villanueva Capote | BMW E36 325i |  |  |  |
|          | EN-3                                  | VSR eSports  |  |  |  |

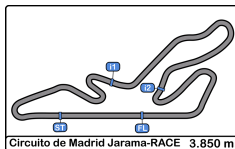
| Vta. D | Tiempo          | Sector 1      | Sector 2      | Sector 3      | V. Max. | Elapsed      | Vta. D | Tiempo          | Sector 1      | Sector 2      | Sector 3      | V. Max. | Elapsed      |
|--------|-----------------|---------------|---------------|---------------|---------|--------------|--------|-----------------|---------------|---------------|---------------|---------|--------------|
| 1      | 10:03:07.714    | 10:01:26.132  | 54.428        | 47.154        | 78.0    | 10:03:07.714 | 1      | 10:02:38.401    | 10:01:16.001  | 46.625        | 35.775        | 82.5    | 10:02:38.401 |
| 2      | 2:12.863        | 51.647        | 45.619        | 35.597        | 136.1   | 10:05:20.577 | 2      | 2:07.053        | 48.301        | 43.415        | 35.337        | 161.6   | 10:04:45.454 |
| 3      | 2:17.295 P      | 50.062        | 42.257        | 44.976        | 150.6   | 10:07:37.872 | 3      | 2:05.486        | 47.773        | 42.935        | 34.778        | 169.8   | 10:06:50.940 |
| 4      | 3:29.674        | 2:14.327      | 41.593        | 33.754        | 73.8    | 10:11:07.546 | 4      | 2:03.127        | 47.148        | <b>41.849</b> | <b>34.130</b> | 180.6   | 10:08:54.067 |
| 5      | 2:02.550        | 46.477        | 42.476        | 33.597        | 177.3   | 10:13:10.096 | 5      | 2:03.231        | <b>46.659</b> | 42.176        | 34.396        | 183.6   | 10:10:57.298 |
| 6      | 2:01.638        | 46.524        | 41.323        | 33.791        | 178.2   | 10:15:11.734 | 6      | <b>2:02.856</b> | 46.668        | 41.931        | 34.257        | 182.1   | 10:13:00.154 |
| 7      | 2:01.889        | <b>45.822</b> | 41.936        | 34.131        | 174.7   | 10:17:13.623 | 7      | 2:02.934        | 46.691        | 42.012        | 34.231        | 184.9   | 10:15:03.088 |
| 8      | <b>2:01.515</b> | 46.699        | <b>41.310</b> | <b>33.506</b> | 178.5   | 10:19:15.138 | 8      | 2:04.532        | 47.724        | 42.227        | 34.581        | 182.7   | 10:17:07.620 |
| 9      | 2:14.876        | 51.037        | 48.430        | 35.409        | 137.5   | 10:21:30.014 | 9      | 2:06.990        | 47.487        | 44.630        | 34.873        | 180.6   | 10:19:14.610 |
| 10     | 2:34.653 P      | 52.487        | 49.947        | 52.219        | 134.1   | 10:24:04.667 | 10     | 2:13.468        | 53.631        | 44.513        | 35.324        | 138.9   | 10:21:28.078 |
|        |                 |               |               |               |         |              | 11     | 2:29.385 P      | 51.349        | 48.508        | 49.528        | 164.6   | 10:23:57.463 |

|          |                           |                     |  |  |  |
|----------|---------------------------|---------------------|--|--|--|
| <b>6</b> | Francisco Comendador Diaz | CITROEN SAXO VTS    |  |  |  |
|          | JRS                       | C.D.E DEYSCOM SPORT |  |  |  |

| Vta. D | Tiempo          | Sector 1      | Sector 2      | Sector 3      | V. Max. | Elapsed      | Vta. D | Tiempo          | Sector 1      | Sector 2      | Sector 3      | V. Max. | Elapsed      |
|--------|-----------------|---------------|---------------|---------------|---------|--------------|--------|-----------------|---------------|---------------|---------------|---------|--------------|
| 1      | 10:03:06.415    | 10:01:28.506  | 53.177        | 44.732        | 78.2    | 10:03:06.415 | 1      | 10:03:34.935    | 10:01:37.432  | 1:10.733      | 46.770        | 77.2    | 10:03:34.935 |
| 2      | 2:11.740        | 50.604        | 44.463        | 36.673        | 167.4   | 10:05:18.155 | 2      | 2:38.787        | 1:05.356      | 54.120        | 39.311        | 112.2   | 10:06:13.722 |
| 3      | 2:16.031        | 49.988        | 47.623        | 38.420        | 171.4   | 10:07:34.186 | 3      | 2:14.166        | 51.275        | 45.654        | 37.237        | 139.3   | 10:08:27.888 |
| 4      | <b>2:10.194</b> | <b>48.981</b> | <b>43.508</b> | 37.705        | 170.6   | 10:09:44.380 | 4      | 2:15.370        | 53.140        | 45.647        | 36.583        | 152.3   | 10:10:43.258 |
| 5      | 2:20.315        | 52.593        | 49.364        | 38.358        | 154.9   | 10:12:04.695 | 5      | 2:10.628        | 49.984        | 44.154        | 36.490        | 167.7   | 10:12:53.886 |
| 6      | 2:26.943        | 56.745        | 52.632        | 37.566        | 139.5   | 10:14:31.638 | 6      | 2:13.109        | 49.845        | 46.406        | 36.858        | 161.9   | 10:15:06.995 |
| 7      | 2:17.528 P      | 49.113        | 43.705        | 44.710        | 170.0   | 10:16:49.166 | 7      | 2:14.214        | <b>48.583</b> | 49.062        | 36.569        | 167.1   | 10:17:21.209 |
| 8      | 3:39.618        | 2:15.812      | 47.340        | <b>36.466</b> | 65.5    | 10:20:28.784 | 8      | <b>2:09.849</b> | 49.644        | <b>44.121</b> | <b>36.084</b> | 163.8   | 10:19:31.058 |
| 9      | 2:30.154 P      | 51.240        | 47.656        | 51.258        | 169.5   | 10:22:58.938 | 9      | 2:14.159        | 50.176        | 46.908        | 37.075        | 175.6   | 10:21:45.217 |
|        |                 |               |               |               |         |              | 10     | 3:02.771 P      | 1:07.762      | 1:00.335      | 54.674        | 102.0   | 10:24:47.988 |

|          |                     |                  |  |  |  |
|----------|---------------------|------------------|--|--|--|
| <b>7</b> | Jaime Cela Talavera | CITROEN SAXO 1.6 |  |  |  |
|          | 3                   | RASANTE SPORT    |  |  |  |

| Vta. D | Tiempo          | Sector 1      | Sector 2      | Sector 3      | V. Max. | Elapsed      | Vta. D | Tiempo          | Sector 1      | Sector 2      | Sector 3      | V. Max. | Elapsed      |
|--------|-----------------|---------------|---------------|---------------|---------|--------------|--------|-----------------|---------------|---------------|---------------|---------|--------------|
| 1      | 10:06:37.147    | 10:05:04.446  | 51.268        | 41.433        | 75.2    | 10:06:37.147 | 1      | 10:03:27.854    | 10:01:46.469  | 58.657        | 42.728        | 70.1    | 10:03:27.854 |
| 2      | 2:12.429        | 52.164        | 43.785        | 36.480        | 156.5   | 10:08:49.576 | 2      | 2:30.491        | 59.266        | 51.089        | 40.136        | 108.1   | 10:05:58.345 |
| 3      | 2:04.910        | 47.756        | 42.505        | 34.649        | 173.9   | 10:10:54.486 | 3      | 2:06.918        | 51.864        | 41.305        | 33.749        | 142.1   | 10:08:05.263 |
| 4      | 2:04.757        | 48.249        | 41.773        | 34.735        | 164.1   | 10:12:59.243 | 4      | 1:59.743        | 46.400        | <b>40.053</b> | 33.290        | 160.7   | 10:10:05.006 |
| 5      | 2:03.493        | <b>47.043</b> | 41.820        | <b>34.630</b> | 189.1   | 10:15:02.736 | 5      | 2:00.463        | 47.309        | 40.080        | 33.074        | 167.9   | 10:12:05.469 |
| 6      | 2:04.593        | 47.623        | 42.051        | 34.919        | 175.3   | 10:17:07.329 | 6      | 1:59.378        | 46.298        | 40.147        | 32.933        | 163.6   | 10:14:04.847 |
| 7      | 2:03.733        | 47.143        | 41.243        | 35.347        | 173.3   | 10:19:11.062 | 7      | <b>1:58.948</b> | 46.072        | 40.155        | <b>32.721</b> | 180.0   | 10:16:03.795 |
| 8      | <b>2:02.996</b> | 47.165        | <b>41.199</b> | 34.632        | 183.9   | 10:21:14.058 | 8      | 2:00.705        | <b>46.029</b> | 40.775        | 33.901        | 178.2   | 10:18:04.500 |
| 9      | 2:45.886 P      | 57.880        | 57.456        | 50.550        | 127.5   | 10:23:59.944 | 9      | 2:04.254        | 47.505        | 42.818        | 33.931        | 155.3   | 10:20:08.754 |
|        |                 |               |               |               |         |              | 10     | 2:47.182 P      | 59.461        | 57.594        | 50.127        | 124.5   | 10:22:55.936 |



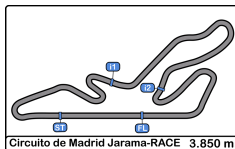
### Circuito de Madrid Jarama - RACE

División 1

Entrenamiento Libre

Tiempos Por Vuelta

| 16 Eduardo Alonso De Pablo HYUNDAI GETZ 22      |                   |               |               |               |         |              | Javier Fraile Gonzalez CITROEN SAXO VTS   |                 |               |               |               |         |              |
|---|-------------------|---------------|---------------|---------------|---------|--------------|---|-----------------|---------------|---------------|---------------|---------|--------------|
| 3 RACE  |                   |               |               |               |         |              | JRS VSR eSports                           |                 |               |               |               |         |              |
| Vta. D  | Tiempo            | Sector 1      | Sector 2      | Sector 3      | V. Max. | Elapsed      | Vta. D                                    | Tiempo          | Sector 1      | Sector 2      | Sector 3      | V. Max. | Elapsed      |
| 1   | 10:05:03.076      | 10:03:43.902  | 44.925        | 34.249        | 57.1    | 10:05:03.076 | 1   | 10:03:41.242    | 10:02:18.934  | 45.663        | 36.645        | 64.4    | 10:03:41.242 |
| 2   | <b>2:07.831</b> P | 46.099        | <b>40.180</b> | 41.552        | 180.6   | 10:07:10.907 | 2   | 2:15.187        | 50.252        | 47.915        | 37.020        | 155.3   | 10:05:56.429 |
| 3   | 4:39.675          | 3:24.135      | 41.937        | <b>33.603</b> | 70.3    | 10:11:50.582 | 3   | 2:12.364        | 50.139        | 45.341        | 36.884        | 157.8   | 10:08:08.793 |
| 4   | 2:09.198 P        | <b>45.195</b> | 40.907        | 43.096        | 184.9   | 10:13:59.780 | 4   | <b>2:09.008</b> | <b>49.013</b> | 43.856        | <b>36.139</b> | 169.8   | 10:10:17.801 |
| 17 Martin Cortes Gabin TOYOTA AYGO              |                   |               |               |               |         |              | Miguel Gonzalez Manzanegue TOYOTA AYGO    |                 |               |               |               |         |              |
| 2 ESCUDERIA CENTRO                              |                   |               |               |               |         |              | CKV PARADINAS MOTORSPORT                  |                 |               |               |               |         |              |
| Vta. D  | Tiempo            | Sector 1      | Sector 2      | Sector 3      | V. Max. | Elapsed      | Vta. D                                    | Tiempo          | Sector 1      | Sector 2      | Sector 3      | V. Max. | Elapsed      |
| 1   | 10:07:00.792      | 10:05:23.795  | 55.688        | 41.309        | 69.9    | 10:07:00.792 | 1   | 10:08:43.682    | 10:07:16.465  | 48.589        | 38.628        | 79.2    | 10:08:43.682 |
| 2   | 2:29.836          | 54.745        | 52.179        | 42.912        | 144.1   | 10:09:30.628 | 2   | 2:19.426        | 52.770        | <b>48.195</b> | 38.461        | 150.6   | 10:11:03.108 |
| 3   | 2:28.279          | 54.993        | 51.403        | 41.883        | 145.3   | 10:11:58.907 | 3   | 2:19.298        | 52.452        | 48.300        | 38.546        | 151.2   | 10:13:22.406 |
| 4   | 2:30.340          | 57.794        | 51.806        | 40.740        | 147.9   | 10:14:29.247 | 4   | 2:20.159        | 52.715        | 48.288        | 39.156        | 152.5   | 10:15:42.565 |
| 5   | 2:27.686          | 54.840        | 50.834        | 42.012        | 149.5   | 10:16:56.933 | 5   | <b>2:19.258</b> | <b>52.335</b> | 48.433        | 38.490        | 150.4   | 10:18:01.823 |
| 6   | 2:27.752          | 54.478        | 53.248        | <b>40.026</b> | 148.3   | 10:19:24.685 | 6   | 2:24.243        | 54.350        | 51.681        | <b>38.212</b> | 150.8   | 10:20:26.066 |
| 7   | <b>2:25.296</b>   | <b>53.787</b> | <b>50.632</b> | 40.877        | 151.4   | 10:21:49.981 | 7   | 2:40.075 P      | 54.252        | 51.755        | 54.068        | 154.2   | 10:23:06.141 |
| 8   | 3:04.695 P        | 1:06.496      | 59.806        | 58.393        | 133.4   | 10:24:54.676 |   |                 |               |               |               |         |              |
| 19 Adrian Martin Abalades HYUNDAI GETZ 1.5 CRDi |                   |               |               |               |         |              | Iván López Gómez SUZUKI SWIFT SPORT       |                 |               |               |               |         |              |
| 3 CLUB JARAMA SPORT                             |                   |               |               |               |         |              | 2 CLUB JARAMA SPORT                       |                 |               |               |               |         |              |
| Vta. D  | Tiempo            | Sector 1      | Sector 2      | Sector 3      | V. Max. | Elapsed      | Vta. D                                    | Tiempo          | Sector 1      | Sector 2      | Sector 3      | V. Max. | Elapsed      |
| 1   | 10:03:23.645      | 10:01:41.619  | 58.767        | 43.259        | 62.3    | 10:03:23.645 | 1   | 10:03:27.319    | 10:01:51.678  | 54.619        | 41.022        | 60.6    | 10:03:27.319 |
| 2   | 2:25.190          | 58.121        | 48.487        | 38.582        | 127.8   | 10:05:48.835 | 2   | 2:15.831        | 51.803        | 45.876        | 38.152        | 161.6   | 10:05:43.150 |
| 3   | 2:18.227 P        | 52.690        | 42.457        | 43.080        | 147.1   | 10:08:07.062 | 3   | 2:13.673        | 51.358        | 45.428        | 36.887        | 161.4   | 10:07:56.823 |
| 4   | 4:00.841          | 2:39.782      | 43.571        | 37.488        | 69.6    | 10:12:07.903 | 4   | 2:11.673        | 50.054        | 43.645        | 37.974        | 166.9   | 10:10:08.496 |
| 5   | 2:01.881          | 47.497        | 40.959        | 33.425        | 161.9   | 10:14:09.784 | 5   | 2:09.104        | 49.308        | 44.212        | 35.584        | 172.8   | 10:12:17.600 |
| 6   | 2:00.160          | 45.863        | 41.045        | 33.252        | 185.2   | 10:16:09.944 | 6   | 2:07.581        | 48.914        | 43.476        | <b>35.191</b> | 171.1   | 10:14:25.181 |
| 7   | <b>1:59.220</b>   | <b>45.852</b> | <b>40.233</b> | <b>33.135</b> | 180.6   | 10:18:09.164 | 7   | 2:09.025        | 49.147        | 44.515        | 35.363        | 172.8   | 10:16:34.206 |
| 8   | 2:37.676 P        | 50.096        | 57.991        | 49.589        | 158.5   | 10:20:46.840 | 8   | <b>2:07.550</b> | <b>48.542</b> | 43.482        | 35.526        | 170.6   | 10:18:41.756 |
|   |                   |               |               |               |         |              | 9   | 2:07.764        | 48.767        | <b>43.180</b> | 35.817        | 171.1   | 10:20:49.520 |
|   |                   |               |               |               |         |              | 10  | 2:31.609 P      | 55.141        | 44.315        | 52.153        | 120.0   | 10:23:21.129 |
| 20 Sergio Casalins Martinez TOYOTA AYGO         |                   |               |               |               |         |              | Guillermo Del Moral Garcia HYUNDAI ACCENT |                 |               |               |               |         |              |
| CKV MOTORISMO MAGAZINE S.L.                     |                   |               |               |               |         |              | 2 CLUB JARAMA SPORT                       |                 |               |               |               |         |              |
| Vta. D  | Tiempo            | Sector 1      | Sector 2      | Sector 3      | V. Max. | Elapsed      | Vta. D                                    | Tiempo          | Sector 1      | Sector 2      | Sector 3      | V. Max. | Elapsed      |
| 1   | 10:18:31.652      | 10:17:03.750  | 49.222        | 38.680        | 65.0    | 10:18:31.652 | 1   | 10:03:20.367    | 10:01:54.664  | 49.819        | 35.884        | 77.0    | 10:03:20.367 |
| 2   | <b>2:18.021</b>   | <b>52.016</b> | <b>47.995</b> | <b>38.010</b> | 152.1   | 10:20:49.673 | 2   | 2:08.485        | 49.518        | 43.091        | 35.876        | 173.3   | 10:05:28.852 |
| 3   | 5:01.064 P        | 3:21.863      | 50.545        | 48.656        | 122.1   | 10:25:50.737 | 3   | 2:07.548        | <b>48.335</b> | 43.840        | 35.373        | 173.0   | 10:07:36.400 |
|   |                   |               |               |               |         |              | 4   | 2:07.258        | 48.389        | <b>42.691</b> | 36.178        | 173.6   | 10:09:43.658 |
|   |                   |               |               |               |         |              | 5   | 2:27.841 P      | 49.296        | 48.709        | 49.836        | 169.2   | 10:12:11.499 |
|   |                   |               |               |               |         |              | 6   | 4:58.465        | 3:38.585      | 44.643        | 35.237        | 81.8    | 10:17:09.964 |
|   |                   |               |               |               |         |              | 7   | <b>2:06.980</b> | 48.909        | 43.052        | <b>35.019</b> | 174.1   | 10:19:16.944 |
|   |                   |               |               |               |         |              | 8   | 2:07.646        | 49.002        | 42.902        | 35.742        | 168.7   | 10:21:24.590 |
|   |                   |               |               |               |         |              | 9   | 2:38.032 P      | 56.746        | 49.453        | 51.833        | 142.6   | 10:24:02.622 |



### Circuito de Madrid Jarama - RACE

División 1

Entrenamiento Libre

Tiempos Por Vuelta

|           |                      |              |           |                         |                   |
|-----------|----------------------|--------------|-----------|-------------------------|-------------------|
| <b>26</b> | Angel Lafuente Lopez | BMW E36 325i | <b>33</b> | José Luis Salas Garrido | TOYOTA AYGO       |
|           | EN-3                 | VSR eSports  |           | CKV                     | ESCUADERIA CENTRO |

| Vta. D | Tiempo         | Sector 1     | Sector 2 | Sector 3 | V. Max. | Elapsed      | Vta. D | Tiempo       | Sector 1     | Sector 2 | Sector 3 | V. Max. | Elapsed      |
|--------|----------------|--------------|----------|----------|---------|--------------|--------|--------------|--------------|----------|----------|---------|--------------|
| 1      | 10:03:13.828 P | 10:01:25.137 | 54.559   | 54.132   | 73.1    | 10:03:13.828 | 1      | 10:02:46.075 | 10:01:11.462 | 53.209   | 41.404   | 63.9    | 10:02:46.075 |
| 2      | 4:01.906       | 2:38.202     | 46.610   | 37.094   | 75.6    | 10:07:15.734 | 2      | 2:25.114     | 55.772       | 48.298   | 41.044   | 121.6   | 10:05:11.189 |
| 3      | 2:09.199       | 50.438       | 42.991   | 35.770   | 151.6   | 10:09:24.933 | 3      | 2:24.142     | 54.105       | 48.328   | 41.709   | 151.8   | 10:07:35.331 |
| 4      | 2:08.641       | 52.012       | 41.811   | 34.818   | 159.5   | 10:11:33.574 | 4      | 2:46.903     | 1:02.614     | 59.502   | 44.787   | 114.1   | 10:10:22.234 |
| 5      | 2:11.719 P     | 46.427       | 40.987   | 44.305   | 179.4   | 10:13:45.293 | 5      | 2:22.086     | 53.838       | 48.148   | 40.100   | 151.8   | 10:12:44.320 |
| 6      | 3:31.433       | 2:17.205     | 40.883   | 33.345   | 82.8    | 10:17:16.726 | 6      | 2:33.627 P   | 53.654       | 48.268   | 51.705   | 152.7   | 10:15:17.947 |
| 7      | 2:00.242       | 45.536       | 41.221   | 33.485   | 189.8   | 10:19:16.968 | 7      | 3:14.341     | 1:46.495     | 49.080   | 38.766   | 53.3    | 10:18:32.288 |
| 8      | 1:58.398       | 45.319       | 39.963   | 33.116   | 189.1   | 10:21:15.366 | 8      | 2:24.833 P   | 52.581       | 47.907   | 44.345   | 155.8   | 10:20:57.121 |
| 9      | 2:25.901 P     | 49.624       | 46.473   | 49.804   | 173.0   | 10:23:41.267 |        |              |              |          |          |         |              |

|           |                         |                   |           |                          |             |
|-----------|-------------------------|-------------------|-----------|--------------------------|-------------|
| <b>27</b> | Victor Garrido Gonzalez | SUZUKI SWIFT CUP  | <b>39</b> | Javier Parrilla Gonzalez | TOYOTA AYGO |
|           | 2                       | CLUB JARAMA SPORT |           | 2                        | EFICAR TEAM |

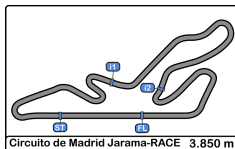
| Vta. D | Tiempo       | Sector 1     | Sector 2 | Sector 3 | V. Max. | Elapsed      | Vta. D | Tiempo       | Sector 1     | Sector 2 | Sector 3 | V. Max. | Elapsed      |
|--------|--------------|--------------|----------|----------|---------|--------------|--------|--------------|--------------|----------|----------|---------|--------------|
| 1      | 10:03:16.571 | 10:01:38.838 | 57.231   | 40.502   | 70.9    | 10:03:16.571 | 1      | 10:04:09.219 | 10:02:41.155 | 48.911   | 39.153   | 66.7    | 10:04:09.219 |
| 2      | 2:15.751     | 53.368       | 46.442   | 35.941   | 147.7   | 10:05:32.322 | 2      | 2:20.394     | 53.073       | 48.329   | 38.992   | 150.8   | 10:06:29.613 |
| 3      | 2:10.307     | 50.263       | 44.494   | 35.550   | 158.8   | 10:07:42.629 | 3      | 2:20.364     | 52.717       | 48.654   | 38.993   | 152.5   | 10:08:49.977 |
| 4      | 2:30.825 P   | 52.995       | 47.678   | 50.152   | 154.0   | 10:10:13.454 | 4      | 2:19.781     | 52.777       | 48.372   | 38.632   | 153.4   | 10:11:09.758 |
| 5      | 4:10.186     | 2:45.831     | 47.972   | 36.383   | 63.7    | 10:14:23.640 | 5      | 2:19.159     | 52.515       | 48.117   | 38.527   | 153.8   | 10:13:28.917 |
| 6      | 2:11.780     | 50.079       | 46.046   | 35.655   | 162.6   | 10:16:35.420 | 6      | 2:18.530     | 52.285       | 47.862   | 38.383   | 152.1   | 10:15:47.447 |
| 7      | 2:47.929 P   | 55.306       | 56.352   | 56.271   | 167.9   | 10:19:23.349 | 7      | 2:18.858     | 52.328       | 47.715   | 38.815   | 153.6   | 10:18:06.305 |
|        |              |              |          |          |         |              | 8      | 2:19.286     | 52.453       | 48.521   | 38.312   | 154.5   | 10:20:25.591 |
|        |              |              |          |          |         |              | 9      | 2:39.489 P   | 53.525       | 50.957   | 55.007   | 152.7   | 10:23:05.080 |

|           |                      |                      |           |                         |                 |
|-----------|----------------------|----------------------|-----------|-------------------------|-----------------|
| <b>29</b> | Ruben Gonzalez Checa | TOYOTA AYGO          | <b>43</b> | Christian Garcia Garcia | HONDA CIVIC 1.6 |
|           | CKV                  | C.D.E. ULTIMA VUELTA |           | 3                       | EFICAR TEAM     |

| Vta. D | Tiempo       | Sector 1     | Sector 2 | Sector 3 | V. Max. | Elapsed      | Vta. D | Tiempo       | Sector 1     | Sector 2 | Sector 3 | V. Max. | Elapsed      |
|--------|--------------|--------------|----------|----------|---------|--------------|--------|--------------|--------------|----------|----------|---------|--------------|
| 1      | 10:06:05.217 | 10:04:36.985 | 48.629   | 39.603   | 66.6    | 10:06:05.217 | 1      | 10:05:13.819 | 10:03:49.753 | 46.569   | 37.497   | 74.6    | 10:05:13.819 |
| 2      | 2:20.298     | 52.375       | 48.084   | 39.839   | 153.6   | 10:08:25.515 | 2      | 2:08.470     | 50.831       | 42.645   | 34.994   | 141.7   | 10:07:22.289 |
| 3      | 2:21.971     | 52.980       | 50.826   | 38.165   | 153.8   | 10:10:47.486 | 3      | 2:05.165     | 47.636       | 41.055   | 36.474   | 163.8   | 10:09:27.454 |
| 4      | 2:18.329     | 52.307       | 47.937   | 38.085   | 152.7   | 10:13:05.815 | 4      | 2:14.746 P   | 47.687       | 41.743   | 45.316   | 167.7   | 10:11:42.200 |
| 5      | 2:18.894     | 52.710       | 48.035   | 38.149   | 152.5   | 10:15:24.709 |        |              |              |          |          |         |              |
| 6      | 2:18.707     | 52.420       | 48.075   | 38.212   | 152.3   | 10:17:43.416 |        |              |              |          |          |         |              |
| 7      | 2:18.506     | 52.392       | 47.961   | 38.153   | 152.3   | 10:20:01.922 |        |              |              |          |          |         |              |
| 8      | 2:39.056 P   | 52.052       | 48.611   | 58.393   | 152.9   | 10:22:40.978 |        |              |              |          |          |         |              |

|           |                         |                   |           |                         |               |
|-----------|-------------------------|-------------------|-----------|-------------------------|---------------|
| <b>30</b> | Francisco Lopez-Linares | TOYOTA AYGO       | <b>45</b> | Guillermo Paz De Sierra | TOYOTA AYGO   |
|           | 2                       | ESCUADERIA CENTRO |           | CKV                     | RASANTE SPORT |

| Vta. D | Tiempo       | Sector 1     | Sector 2 | Sector 3 | V. Max. | Elapsed      | Vta. D | Tiempo       | Sector 1     | Sector 2 | Sector 3 | V. Max. | Elapsed      |
|--------|--------------|--------------|----------|----------|---------|--------------|--------|--------------|--------------|----------|----------|---------|--------------|
| 1      | 10:03:18.703 | 10:01:39.529 | 57.590   | 41.584   | 62.8    | 10:03:18.703 | 1      | 10:05:55.663 | 10:04:21.793 | 53.107   | 40.763   | 62.9    | 10:05:55.663 |
| 2      | 2:24.412     | 54.782       | 49.569   | 40.061   | 152.3   | 10:05:43.115 | 2      | 2:29.288     | 57.269       | 51.737   | 40.282   | 148.5   | 10:08:24.951 |
| 3      | 2:22.986     | 53.617       | 48.894   | 40.475   | 150.8   | 10:08:06.101 | 3      | 2:26.810     | 56.030       | 50.376   | 40.404   | 150.0   | 10:10:51.761 |
| 4      | 2:24.352     | 54.406       | 50.208   | 39.738   | 149.3   | 10:10:30.453 | 4      | 2:27.757     | 56.788       | 50.882   | 40.087   | 150.2   | 10:13:19.518 |
| 5      | 2:21.798     | 53.480       | 49.019   | 39.299   | 151.2   | 10:12:52.251 | 5      | 2:24.561     | 54.284       | 49.527   | 40.750   | 151.4   | 10:15:44.079 |
| 6      | 2:23.150     | 53.758       | 49.767   | 39.625   | 150.8   | 10:15:15.401 | 6      | 2:24.054     | 54.069       | 49.407   | 40.578   | 151.8   | 10:18:08.133 |
| 7      | 2:21.568     | 53.009       | 49.018   | 39.541   | 151.6   | 10:17:36.969 | 7      | 2:26.067     | 54.645       | 51.766   | 39.656   | 152.9   | 10:20:34.200 |
| 8      | 2:21.474     | 52.748       | 48.968   | 39.758   | 149.7   | 10:19:58.443 | 8      | 2:34.517 P   | 54.733       | 49.941   | 49.843   | 151.2   | 10:23:08.717 |
| 9      | 2:20.634     | 53.129       | 48.506   | 38.999   | 148.7   | 10:22:19.077 |        |              |              |          |          |         |              |
| 10     | 2:39.641 P   | 57.169       | 49.275   | 53.197   | 110.4   | 10:24:58.718 |        |              |              |          |          |         |              |



## Circuito de Madrid Jarama - RACE

División 1

Entrenamiento Libre

Tiempos Por Vuelta

**46** Deogracias Milan Cano CITROEN SAXO VTS

JRS CLUB JARAMA SPORT

| Vta. D | Tiempo          | Sector 1      | Sector 2      | Sector 3      | V. Max. | Elapsed      |
|--------|-----------------|---------------|---------------|---------------|---------|--------------|
| 1      | 10:03:35.677    | 10:02:06.527  | 49.198        | 39.952        | 69.1    | 10:03:35.677 |
| 2      | 2:19.775        | 53.098        | 49.212        | 37.465        | 157.8   | 10:05:55.452 |
| 3      | 2:24.086 P      | 50.452        | 45.150        | 48.484        | 165.6   | 10:08:19.538 |
| 4      | 3:35.727        | 2:12.957      | 45.390        | 37.380        | 73.3    | 10:11:55.265 |
| 5      | <b>2:09.620</b> | <b>49.459</b> | 44.039        | <b>36.122</b> | 173.3   | 10:14:04.885 |
| 6      | 2:10.652        | 49.784        | 44.560        | 36.308        | 175.6   | 10:16:15.537 |
| 7      | 2:19.331        | 49.855        | 48.251        | 41.225        | 174.1   | 10:18:34.868 |
| 8      | 2:17.420        | 57.295        | <b>43.654</b> | 36.471        | 119.4   | 10:20:52.288 |
| 9      | 2:39.239 P      | 58.894        | 47.373        | 52.972        | 111.3   | 10:23:31.527 |

**47** Samuel Gomez Gomez TOYOTA AYGO

CKV MOTORISMO MAGAZINE S.L.

| Vta. D | Tiempo          | Sector 1      | Sector 2      | Sector 3      | V. Max. | Elapsed      |
|--------|-----------------|---------------|---------------|---------------|---------|--------------|
| 1      | 10:12:36.903    | 10:11:09.032  | 48.868        | 39.003        | 85.5    | 10:12:36.903 |
| 2      | 2:20.016        | 52.402        | 48.562        | 39.052        | 151.8   | 10:14:56.919 |
| 3      | 2:19.659        | 52.517        | 48.407        | 38.735        | 150.4   | 10:17:16.578 |
| 4      | 2:19.517        | <b>52.353</b> | 48.524        | <b>38.640</b> | 153.6   | 10:19:36.095 |
| 5      | <b>2:19.475</b> | 52.439        | <b>48.391</b> | 38.645        | 151.8   | 10:21:55.570 |
| 6      | 2:54.626 P      | 58.580        | 1:00.214      | 55.832        | 151.4   | 10:24:50.196 |

**49** Javier Conejero Gines TOYOTA AYGO

2 CHEFO SPORT

| Vta. D | Tiempo          | Sector 1      | Sector 2      | Sector 3      | V. Max. | Elapsed      |
|--------|-----------------|---------------|---------------|---------------|---------|--------------|
| 1      | 10:02:49.248    | 10:01:16.191  | 52.961        | 40.096        | 66.0    | 10:02:49.248 |
| 2      | 2:24.464        | 56.047        | 49.042        | 39.375        | 140.8   | 10:05:13.712 |
| 3      | 2:24.405        | 54.346        | 50.293        | 39.766        | 151.4   | 10:07:38.117 |
| 4      | 2:21.682        | 53.642        | 48.716        | 39.324        | 149.7   | 10:09:59.799 |
| 5      | 2:24.054        | 55.331        | 49.586        | 39.137        | 150.0   | 10:12:23.853 |
| 6      | 2:21.041        | 53.498        | 48.513        | 39.030        | 150.6   | 10:14:44.894 |
| 7      | 2:22.278        | 54.928        | 48.462        | 38.888        | 148.7   | 10:17:07.172 |
| 8      | <b>2:20.517</b> | 53.572        | <b>48.270</b> | <b>38.675</b> | 151.0   | 10:19:27.689 |
| 9      | 2:21.530        | <b>53.149</b> | 49.020        | 39.361        | 152.1   | 10:21:49.219 |
| 10     | 2:49.423 P      | 57.642        | 53.647        | 58.134        | 138.8   | 10:24:38.642 |



## Circuito de Madrid Jarama - RACE

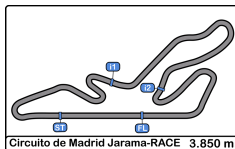
### División 1

### Entrenamiento Libre

### Mejores Sectores

| Sector - 1 |    |                                   | Sector - 2 |    |                                   | Sector - 3 |    |                                   | Vuelta Ideal vs Mejor Vuelta |      |    |                                   |            |            |      |
|------------|----|-----------------------------------|------------|----|-----------------------------------|------------|----|-----------------------------------|------------------------------|------|----|-----------------------------------|------------|------------|------|
| Clas       | Nº | Piloto                            | Tiempo     | Nº | Piloto                            | Tiempo     | Nº | Piloto                            | Tiempo                       | Clas | Nº | Piloto                            | Vta. Ideal | Mejor Vta. | Clas |
| 1          | 16 | Eduardo Alonso De Pablo           | 45.195     | 26 | Angel Lafuente Lopez              | 39.963     | 15 | Oscar Aulion Fernandez            | 32.721                       | 1    | 26 | Angel Lafuente Lopez              | 1:58.398   | 1:58.398   | 1    |
| 2          | 26 | Angel Lafuente Lopez              | 45.319     | 15 | Oscar Aulion Fernandez            | 40.053     | 9  | Santiago Castilla Salinero        | 32.832                       | 2    | 15 | Oscar Aulion Fernandez            | 1:58.803   | 1:58.948   | 2    |
| 3          | 5  | Vibranco Capelo - Vibranco Capelo | 45.822     | 16 | Eduardo Alonso De Pablo           | 40.180     | 26 | Angel Lafuente Lopez              | 33.116                       | 3    | 16 | Eduardo Alonso De Pablo           | 1:58.978   | 2:07.831   | 12   |
| 4          | 19 | Adrian Martin Abrales             | 45.852     | 9  | Santiago Castilla Salinero        | 40.191     | 19 | Adrian Martin Abrales             | 33.135                       | 4    | 19 | Adrian Martin Abrales             | 1:59.220   | 1:59.220   | 3    |
| 5          | 15 | Oscar Aulion Fernandez            | 46.029     | 19 | Adrian Martin Abrales             | 40.233     | 5  | Vibranco Capelo - Vibranco Capelo | 33.506                       | 5    | 9  | Santiago Castilla Salinero        | 1:59.391   | 1:59.776   | 4    |
| 6          | 9  | Santiago Castilla Salinero        | 46.368     | 43 | Christian Garcia Garcia           | 41.055     | 16 | Eduardo Alonso De Pablo           | 33.603                       | 6    | 5  | Vibranco Capelo - Vibranco Capelo | 2:00.638   | 2:01.515   | 5    |
| 7          | 12 | Jorge Vila Sainz                  | 46.659     | 7  | Jaime Cela Talavera               | 41.199     | 12 | Jorge Vila Sainz                  | 34.130                       | 7    | 12 | Jorge Vila Sainz                  | 2:02.638   | 2:02.856   | 6    |
| 8          | 7  | Jaime Cela Talavera               | 47.043     | 5  | Vibranco Capelo - Vibranco Capelo | 41.310     | 7  | Jaime Cela Talavera               | 34.630                       | 8    | 7  | Jaime Cela Talavera               | 2:02.872   | 2:02.996   | 7    |
| 9          | 43 | Christian Garcia Garcia           | 47.636     | 12 | Jorge Vila Sainz                  | 41.849     | 43 | Christian Garcia Garcia           | 34.994                       | 9    | 43 | Christian Garcia Garcia           | 2:03.685   | 2:05.165   | 8    |
| 10         | 25 | Guillermo Del Moral Garcia        | 48.335     | 4  | Escobar Alvarez - Vigara Tena     | 42.010     | 25 | Guillermo Del Moral Garcia        | 35.019                       | 10   | 4  | Escobar Alvarez - Vigara Tena     | 2:05.947   | 2:05.947   | 9    |
| 11         | 24 | Iván López Gómez                  | 48.542     | 25 | Guillermo Del Moral Garcia        | 42.691     | 24 | Iván López Gómez                  | 35.191                       | 11   | 25 | Guillermo Del Moral Garcia        | 2:06.045   | 2:06.980   | 10   |
| 12         | 4  | Escobar Alvarez - Vigara Tena     | 48.546     | 24 | Iván López Gómez                  | 43.180     | 4  | Escobar Alvarez - Vigara Tena     | 35.391                       | 12   | 24 | Iván López Gómez                  | 2:06.913   | 2:07.550   | 11   |
| 13         | 13 | Roberto F. Moreno Cortes          | 48.583     | 6  | Francisco Comendador Diaz         | 43.508     | 27 | Victor Garrido Gonzalez           | 35.550                       | 13   | 13 | Roberto F. Moreno Cortes          | 2:08.788   | 2:09.849   | 15   |
| 14         | 6  | Francisco Comendador Diaz         | 48.981     | 46 | Deogracias Milan Cano             | 43.654     | 13 | Roberto F. Moreno Cortes          | 36.084                       | 14   | 6  | Francisco Comendador Diaz         | 2:08.955   | 2:10.194   | 16   |
| 15         | 22 | Javier Fraile Gonzalez            | 49.013     | 22 | Javier Fraile Gonzalez            | 43.808     | 46 | Deogracias Milan Cano             | 36.122                       | 15   | 22 | Javier Fraile Gonzalez            | 2:08.960   | 2:09.008   | 13   |
| 16         | 46 | Deogracias Milan Cano             | 49.459     | 13 | Roberto F. Moreno Cortes          | 44.121     | 22 | Javier Fraile Gonzalez            | 36.139                       | 16   | 46 | Deogracias Milan Cano             | 2:09.235   | 2:09.620   | 14   |
| 17         | 27 | Victor Garrido Gonzalez           | 50.079     | 27 | Victor Garrido Gonzalez           | 44.494     | 6  | Francisco Comendador Diaz         | 36.466                       | 17   | 27 | Victor Garrido Gonzalez           | 2:10.123   | 2:10.307   | 17   |
| 18         | 21 | Daniel Losada Iglesias            | 51.948     | 39 | Javier Parrilla Gonzalez          | 47.715     | 20 | Sergio Casalins Martinez          | 38.010                       | 18   | 20 | Sergio Casalins Martinez          | 2:18.021   | 2:18.021   | 18   |
| 19         | 20 | Sergio Casalins Martinez          | 52.016     | 21 | Daniel Losada Iglesias            | 47.857     | 29 | Ruben Gonzalez Checa              | 38.085                       | 19   | 21 | Daniel Losada Iglesias            | 2:18.060   | 2:18.155   | 19   |
| 20         | 29 | Ruben Gonzalez Checa              | 52.052     | 33 | José Luis Salas Garrido           | 47.907     | 23 | Miguel Gonzalez Manzaneque        | 38.212                       | 20   | 29 | Ruben Gonzalez Checa              | 2:18.074   | 2:18.329   | 20   |
| 21         | 39 | Javier Parrilla Gonzalez          | 52.285     | 29 | Ruben Gonzalez Checa              | 47.937     | 21 | Daniel Losada Iglesias            | 38.255                       | 21   | 39 | Javier Parrilla Gonzalez          | 2:18.312   | 2:18.530   | 21   |
| 22         | 23 | Miguel Gonzalez Manzaneque        | 52.335     | 20 | Sergio Casalins Martinez          | 47.995     | 39 | Javier Parrilla Gonzalez          | 38.312                       | 22   | 23 | Miguel Gonzalez Manzaneque        | 2:18.742   | 2:19.258   | 22   |
| 23         | 47 | Samuel Gomez Gomez                | 52.353     | 23 | Miguel Gonzalez Manzaneque        | 48.195     | 47 | Samuel Gomez Gomez                | 38.640                       | 23   | 33 | José Luis Salas Garrido           | 2:19.254   | 2:22.086   | 26   |
| 24         | 33 | José Luis Salas Garrido           | 52.581     | 49 | Javier Conejero Gines             | 48.270     | 49 | Javier Conejero Gines             | 38.675                       | 24   | 47 | Samuel Gomez Gomez                | 2:19.384   | 2:19.475   | 23   |
| 25         | 30 | Francisco Lopez-Linares           | 52.748     | 47 | Samuel Gomez Gomez                | 48.391     | 33 | José Luis Salas Garrido           | 38.766                       | 25   | 49 | Javier Conejero Gines             | 2:20.094   | 2:20.517   | 24   |
| 26         | 49 | Javier Conejero Gines             | 53.149     | 30 | Francisco Lopez-Linares           | 48.506     | 30 | Francisco Lopez-Linares           | 38.999                       | 26   | 30 | Francisco Lopez-Linares           | 2:20.253   | 2:20.634   | 25   |
| 27         | 17 | Martin Cortes Gabin               | 53.787     | 45 | Guillermo Paz De Sierra           | 49.407     | 45 | Guillermo Paz De Sierra           | 39.656                       | 27   | 45 | Guillermo Paz De Sierra           | 2:23.132   | 2:24.054   | 27   |
| 28         | 45 | Guillermo Paz De Sierra           | 54.069     | 17 | Martin Cortes Gabin               | 50.632     | 17 | Martin Cortes Gabin               | 40.026                       | 28   | 17 | Martin Cortes Gabin               | 2:24.445   | 2:25.296   | 28   |





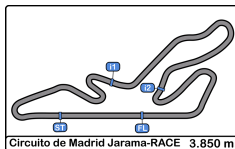
## Circuito de Madrid Jarama - RACE

División 1

Entrenamiento Libre

5 Mejores Tiempos

| Clas | Nº | Piloto                        | Concursante                                     | Vehiculo              | Cat  | Mejor 1  |      | Mejor 2  |      | Mejor 3  |      | Mejor 4  |      | Mejor 5  |      |
|------|----|-------------------------------|---|-----------------------|------|----------|------|----------|------|----------|------|----------|------|----------|------|
|      |    |                               |   |                       |      | Tiempo   | Vta. | Tiempo   | Vta. | Tiempo   | Vta. | Tiempo   | Vta. | Tiempo   | Vta. |
| 1    | 26 | Angel Lafuente Lopez          | VSR eSports                                     | BMW E36 325i          | EN-3 | 1:58.398 | 8    | 2:00.242 | 7    | 2:08.641 | 4    | 2:09.199 | 3    | 2:11.719 | 5    |
| 2    | 15 | Oscar Añon Fernandez          | VSR eSports                                     | BMW E36 325i          | EN-3 | 1:58.948 | 7    | 1:59.378 | 6    | 1:59.743 | 4    | 2:00.463 | 5    | 2:00.705 | 8    |
| 3    | 19 | Adrian Martin Abrales         | CLUB JARAMA SPORT                               | HYUNDAI GETZ 1.5 CRDi | 3    | 1:59.220 | 7    | 2:00.160 | 6    | 2:01.881 | 5    | 2:18.227 | 3    | 2:25.190 | 2    |
| 4    | 9  | Santiago Castilla Salinero    | EFICAR TEAM                                     | HYUNDAI GETZ 1.5 CRDi | 3    | 1:59.776 | 4    | 2:01.721 | 3    | 2:04.053 | 2    | 2:17.601 | 5    |          |      |
| 5    | 5  | Vibiana Capin - Vibiana Capin | VSR eSports                                     | BMW E36 325i          | EN-3 | 2:01.515 | 8    | 2:01.638 | 6    | 2:01.889 | 7    | 2:02.550 | 5    | 2:12.863 | 2    |
| 6    | 12 | Jorge Vila Sainz              | C.D.E. NACIONAL C.C.C.C. DE CARRERA DE CAMIONES | HYUNDAI GETZ 1.5 CRDi | 3    | 2:02.856 | 6    | 2:02.934 | 7    | 2:03.127 | 4    | 2:03.231 | 5    | 2:04.532 | 8    |
| 7    | 7  | Jaime Cela Talavera           | RASANTE SPORT                                   | CITROEN SAXO 1.6      | 3    | 2:02.996 | 8    | 2:03.493 | 5    | 2:03.733 | 7    | 2:04.593 | 6    | 2:04.757 | 4    |
| 8    | 43 | Christian Garcia Garcia       | EFICAR TEAM                                     | HONDA CIVIC 1.6       | 3    | 2:05.165 | 3    | 2:08.470 | 2    | 2:14.746 | 4    |          |      |          |      |
| 9    | 4  | Escobar Alvarez - Vígara Tena | EFICAR TEAM                                     | BMW E36 325i          | EN-3 | 2:05.947 | 9    | 2:07.721 | 8    | 2:09.137 | 7    | 2:09.884 | 4    | 2:11.990 | 5    |
| 10   | 25 | Guillermo Del Moral Garcia    | CLUB JARAMA SPORT                               | HYUNDAI ACCENT        | 2    | 2:06.980 | 7    | 2:07.258 | 4    | 2:07.548 | 3    | 2:07.646 | 8    | 2:08.485 | 2    |
| 11   | 24 | Iván López Gómez              | CLUB JARAMA SPORT                               | SUZUKI SWIFT SPORT    | 2    | 2:07.550 | 8    | 2:07.581 | 6    | 2:07.764 | 9    | 2:09.025 | 7    | 2:09.104 | 5    |
| 12   | 16 | Eduardo Alonso De Pablo       | R A C E   | HYUNDAI GETZ          | 3    | 2:07.831 | 2    | 2:09.198 | 4    | 4:39.675 | 3    |          |      |          |      |
| 13   | 22 | Javier Fraile Gonzalez        | VSR eSports                                     | CITROEN SAXO VTS      | JRS  | 2:09.008 | 4    | 2:09.189 | 7    | 2:10.499 | 8    | 2:10.960 | 9    | 2:10.976 | 6    |
| 14   | 46 | Deogracias Milan Cano         | CLUB JARAMA SPORT                               | CITROEN SAXO VTS      | JRS  | 2:09.620 | 5    | 2:10.652 | 6    | 2:17.420 | 8    | 2:19.331 | 7    | 2:19.775 | 2    |
| 15   | 13 | Roberto F. Moreno Cortes      | C.D.E. NACIONAL C.C.C.C. DE CARRERA DE CAMIONES | HYUNDAI GETZ 1.5 CRDi | 3    | 2:09.849 | 8    | 2:10.628 | 5    | 2:13.109 | 6    | 2:14.159 | 9    | 2:14.166 | 3    |
| 16   | 6  | Francisco Comendador Diaz     | C.D.E. DEYSCOM SPORT                            | CITROEN SAXO VTS      | JRS  | 2:10.194 | 4    | 2:11.740 | 2    | 2:16.031 | 3    | 2:17.528 | 7    | 2:20.315 | 5    |
| 17   | 27 | Victor Garrido Gonzalez       | CLUB JARAMA SPORT                               | SUZUKI SWIFT CUP      | 2    | 2:10.307 | 3    | 2:11.780 | 6    | 2:15.751 | 2    | 2:30.825 | 4    | 2:47.929 | 7    |
| 18   | 20 | Sergio Casalins Martinez      | MOTORISMO MAGAZINE S.L.                         | TOYOTA AYGO           | CKV  | 2:18.021 | 2    | 5:01.064 | 3    |          |      |          |      |          |      |
| 19   | 21 | Daniel Losada Iglesias        | MOTORISMO MAGAZINE S.L.                         | TOYOTA AYGO           | CKV  | 2:18.155 | 5    | 2:18.448 | 6    | 2:18.616 | 2    | 2:18.984 | 3    | 2:19.267 | 4    |
| 20   | 29 | Ruben Gonzalez Checa          | C.D.E. ULTIMA VUELTA                            | TOYOTA AYGO           | CKV  | 2:18.329 | 4    | 2:18.506 | 7    | 2:18.707 | 6    | 2:18.894 | 5    | 2:20.298 | 2    |
| 21   | 39 | Javier Parrilla Gonzalez      | EFICAR TEAM                                     | TOYOTA AYGO           | 2    | 2:18.530 | 6    | 2:18.858 | 7    | 2:19.159 | 5    | 2:19.286 | 8    | 2:19.781 | 4    |
| 22   | 23 | Miguel Gonzalez Manzanque     | PARADINAS MOTORSPORT                            | TOYOTA AYGO           | CKV  | 2:19.258 | 5    | 2:19.298 | 3    | 2:19.426 | 2    | 2:20.159 | 4    | 2:24.243 | 6    |
| 23   | 47 | Samuel Gomez Gomez            | MOTORISMO MAGAZINE S.L.                         | TOYOTA AYGO           | CKV  | 2:19.475 | 5    | 2:19.517 | 4    | 2:19.659 | 3    | 2:20.016 | 2    | 2:54.626 | 6    |
| 24   | 49 | Javier Conejero Gines         | CHEFO SPORT                                     | TOYOTA AYGO           | 2    | 2:20.517 | 8    | 2:21.041 | 6    | 2:21.530 | 9    | 2:21.682 | 4    | 2:22.278 | 7    |
| 25   | 30 | Francisco Lopez-Linares       | ESCUDERIA CENTRO                                | TOYOTA AYGO           | 2    | 2:20.634 | 9    | 2:21.474 | 8    | 2:21.568 | 7    | 2:21.798 | 5    | 2:22.986 | 3    |
| 26   | 33 | José Luis Salas Garrido       | ESCUDERIA CENTRO                                | TOYOTA AYGO           | CKV  | 2:22.086 | 5    | 2:24.142 | 3    | 2:24.833 | 8    | 2:25.114 | 2    | 2:33.627 | 6    |
| 27   | 45 | Guillermo Paz De Sierra       | RASANTE SPORT                                   | TOYOTA AYGO           | CKV  | 2:24.054 | 6    | 2:24.561 | 5    | 2:26.067 | 7    | 2:26.810 | 3    | 2:27.757 | 4    |
| 28   | 17 | Martin Cortes Gabin           | ESCUDERIA CENTRO                                | TOYOTA AYGO           | 2    | 2:25.296 | 7    | 2:27.686 | 5    | 2:27.752 | 6    | 2:28.279 | 3    | 2:29.836 | 2    |



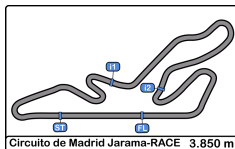
## Circuito de Madrid Jarama - RACE

### División 1

### Entrenamiento Libre

### 5 Mejores Velocidades

| Clas | Nº | Piloto                            | Concursante                                  | Vehiculo              | Cat  | Maxima 1 |      | Maxima 2 |      | Maxima 3 |      | Maxima 4 |      | Maxima 5 |      | Media |
|------|----|-----------------------------------|--|-----------------------|------|----------|------|----------|------|----------|------|----------|------|----------|------|-------|
|      |    |                                   |  |                       |      | Km/h     | Vta. | Km/h     | Vta. | Km/h     | Vta. | Km/h     | Vta. | Km/h     | Vta. |       |
| 1    | 26 | Angel Lafuente Lopez              | VSR eSports                                  | BMW E36 325i          | EN-3 | 189.8    | 7    | 189.1    | 8    | 179.4    | 5    | 173.0    | 9    | 159.5    | 4    | 178.1 |
| 2    | 7  | Jaime Cela Talavera               | RASANTE SPORT                                | CITROEN SAXO 1.6      | 3    | 189.1    | 5    | 183.9    | 8    | 175.3    | 6    | 173.9    | 3    | 173.3    | 7    | 179.1 |
| 3    | 9  | Santiago Castilla Salinero        | EFICAR TEAM                                  | HYUNDAI GETZ 1.5 CRDi | 3    | 189.1    | 4    | 176.1    | 5    | 170.3    | 3    | 153.8    | 2    | 93.5     | 1    | 156.6 |
| 4    | 19 | Adrian Martin Abrales             | CLUB JARAMA SPORT                            | HYUNDAI GETZ 1.5 CRDi | 3    | 185.2    | 6    | 180.6    | 7    | 161.9    | 5    | 158.5    | 8    | 147.1    | 3    | 166.6 |
| 5    | 12 | Jorge Vila Sainz                  | C.D.E. NACIONAL CHCCO DE CARRERA DE CAMIONES | HYUNDAI GETZ 1.5 CRDi | 3    | 184.9    | 7    | 183.6    | 5    | 182.7    | 8    | 182.1    | 6    | 180.6    | 4    | 182.8 |
| 6    | 16 | Eduardo Alonso De Pablo           | R A C E                                      | HYUNDAI GETZ          | 3    | 184.9    | 4    | 180.6    | 2    | 70.3     | 3    | 57.1     | 1    |          |      | 123.2 |
| 7    | 15 | Oscar Aunon Fernandez             | VSR eSports                                  | BMW E36 325i          | EN-3 | 180.0    | 7    | 178.2    | 8    | 167.9    | 5    | 163.6    | 6    | 160.7    | 4    | 170.1 |
| 8    | 5  | Vilanova Capelo - Vilanova Capelo | VSR eSports                                  | BMW E36 325i          | EN-3 | 178.5    | 8    | 178.2    | 6    | 177.3    | 5    | 174.7    | 7    | 150.6    | 3    | 171.8 |
| 9    | 4  | Escobar Alvarez - Vigara Tena     | EFICAR TEAM                                  | BMW E36 325i          | EN-3 | 176.4    | 4    | 173.9    | 8    | 173.9    | 9    | 171.4    | 10   | 165.8    | 7    | 172.3 |
| 10   | 13 | Roberto F. Moreno Cortes          | C.D.E. NACIONAL CHCCO DE CARRERA DE CAMIONES | HYUNDAI GETZ 1.5 CRDi | 3    | 175.6    | 9    | 167.7    | 5    | 167.1    | 7    | 163.8    | 8    | 161.9    | 6    | 167.2 |
| 11   | 46 | Deogracias Milan Cano             | CLUB JARAMA SPORT                            | CITROEN SAXO VTS      | JRS  | 175.6    | 6    | 174.1    | 7    | 173.3    | 5    | 165.6    | 3    | 157.8    | 2    | 169.3 |
| 12   | 25 | Guillermo Del Moral Garcia        | CLUB JARAMA SPORT                            | HYUNDAI ACCENT        | 2    | 174.1    | 7    | 173.6    | 4    | 173.3    | 2    | 173.0    | 3    | 169.2    | 5    | 172.7 |
| 13   | 24 | Iván López Gómez                  | CLUB JARAMA SPORT                            | SUZUKI SWIFT SPORT    | 2    | 172.8    | 5    | 172.8    | 7    | 171.1    | 6    | 171.1    | 9    | 170.6    | 8    | 171.7 |
| 14   | 6  | Francisco Comendador Diaz         | C.D.E. DEYSCOM SPORT                         | CITROEN SAXO VTS      | JRS  | 171.4    | 3    | 170.6    | 4    | 170.0    | 7    | 169.5    | 9    | 167.4    | 2    | 169.8 |
| 15   | 22 | Javier Fraile Gonzalez            | VSR eSports                                  | CITROEN SAXO VTS      | JRS  | 170.0    | 5    | 169.8    | 4    | 169.8    | 10   | 169.0    | 8    | 168.7    | 9    | 169.4 |
| 16   | 27 | Victor Garrido Gonzalez           | CLUB JARAMA SPORT                            | SUZUKI SWIFT CUP      | 2    | 167.9    | 7    | 162.6    | 6    | 158.8    | 3    | 154.0    | 4    | 147.7    | 2    | 158.2 |
| 17   | 43 | Christian Garcia Garcia           | EFICAR TEAM                                  | HONDA CIVIC 1.6       | 3    | 167.7    | 4    | 163.8    | 3    | 141.7    | 2    | 74.6     | 1    |          |      | 136.9 |
| 18   | 33 | José Luis Salas Garrido           | ESCUDERIA CENTRO                             | TOYOTA AYGO           | CKV  | 155.8    | 8    | 152.7    | 6    | 151.8    | 3    | 151.8    | 5    | 121.6    | 2    | 146.8 |
| 19   | 21 | Daniel Losada Iglesias            | MOTORISMO MAGAZINE S.L.                      | TOYOTA AYGO           | CKV  | 154.9    | 4    | 152.1    | 2    | 151.8    | 5    | 151.4    | 3    | 151.2    | 6    | 152.3 |
| 20   | 39 | Javier Parrilla Gonzalez          | EFICAR TEAM                                  | TOYOTA AYGO           | 2    | 154.5    | 8    | 153.8    | 5    | 153.6    | 7    | 153.4    | 4    | 152.7    | 9    | 153.6 |
| 21   | 23 | Miguel Gonzalez Manzanegue        | PARADINAS MOTORSPORT                         | TOYOTA AYGO           | CKV  | 154.2    | 7    | 152.5    | 4    | 151.2    | 3    | 150.8    | 6    | 150.6    | 2    | 151.9 |
| 22   | 29 | Ruben Gonzalez Checa              | C.D.E. ULTIMA VUELTA                         | TOYOTA AYGO           | CKV  | 153.8    | 3    | 153.6    | 2    | 152.9    | 8    | 152.7    | 4    | 152.5    | 5    | 153.1 |
| 23   | 47 | Samuel Gomez Gomez                | MOTORISMO MAGAZINE S.L.                      | TOYOTA AYGO           | CKV  | 153.6    | 4    | 151.8    | 2    | 151.8    | 5    | 151.4    | 6    | 150.4    | 3    | 151.8 |
| 24   | 45 | Guillermo Paz De Sierra           | RASANTE SPORT                                | TOYOTA AYGO           | CKV  | 152.9    | 7    | 151.8    | 6    | 151.4    | 5    | 151.2    | 8    | 150.2    | 4    | 151.5 |
| 25   | 20 | Sergio Casalins Martinez          | MOTORISMO MAGAZINE S.L.                      | TOYOTA AYGO           | CKV  | 152.3    | 3    | 152.1    | 2    | 122.1    | 3    | 65.0     | 1    |          |      | 122.9 |
| 26   | 30 | Francisco Lopez-Linares           | ESCUDERIA CENTRO                             | TOYOTA AYGO           | 2    | 152.3    | 2    | 151.6    | 7    | 151.2    | 5    | 150.8    | 3    | 150.8    | 6    | 151.3 |
| 27   | 49 | Javier Conejero Gines             | CHEFO SPORT                                  | TOYOTA AYGO           | 2    | 152.1    | 9    | 151.4    | 3    | 151.0    | 8    | 150.6    | 6    | 150.0    | 5    | 151.0 |
| 28   | 17 | Martin Cortes Gabin               | ESCUDERIA CENTRO                             | TOYOTA AYGO           | 2    | 151.4    | 7    | 149.5    | 5    | 148.3    | 6    | 147.9    | 4    | 145.3    | 3    | 148.5 |



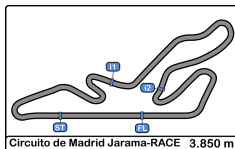
### Circuito de Madrid Jarama - RACE

División 1

Entrenamiento Libre

Secuencia Vueltas Rápidas

| Vta | Hora Día     | T Sesion  | Nº | Piloto                     | Concursante                                 | Vehiculo              | Cat  | Tiempo          | Km/h  |
|-----|--------------|-----------|----|----------------------------|---|-----------------------|------|-----------------|-------|
| 2   | 10:04:45.454 | 4:45.454  | 12 | Jorge Vila Sainz           | C.D.E. NACIONAL CHCO-DE CARRERA DE CAMIONES | HYUNDAI GETZ 1.5 CRDi | 3    | <b>2:07.053</b> | 109.0 |
| 3   | 10:06:50.940 | 6:50.940  | 12 | Jorge Vila Sainz           | C.D.E. NACIONAL CHCO-DE CARRERA DE CAMIONES | HYUNDAI GETZ 1.5 CRDi | 3    | <b>2:05.486</b> | 110.4 |
| 2   | 10:08:04.710 | 8:04.710  | 9  | Santiago Castilla Salinero | EFICAR TEAM                                 | HYUNDAI GETZ 1.5 CRDi | 3    | <b>2:04.053</b> | 111.7 |
| 4   | 10:08:54.067 | 8:54.067  | 12 | Jorge Vila Sainz           | C.D.E. NACIONAL CHCO-DE CARRERA DE CAMIONES | HYUNDAI GETZ 1.5 CRDi | 3    | <b>2:03.127</b> | 112.5 |
| 4   | 10:10:05.006 | 10:05.006 | 15 | Oscar Auñon Fernandez      | VSR eSports                                 | BMW E36 325i          | EN-3 | <b>1:59.743</b> | 115.7 |
| 6   | 10:14:04.847 | 14:04.847 | 15 | Oscar Auñon Fernandez      | VSR eSports                                 | BMW E36 325i          | EN-3 | <b>1:59.378</b> | 116.1 |
| 7   | 10:16:03.795 | 16:03.795 | 15 | Oscar Auñon Fernandez      | VSR eSports                                 | BMW E36 325i          | EN-3 | <b>1:58.948</b> | 116.5 |
| 8   | 10:21:15.366 | 21:15.366 | 26 | Angel Lafuente Lopez       | VSR eSports                                 | BMW E36 325i          | EN-3 | <b>1:58.398</b> | 117.0 |



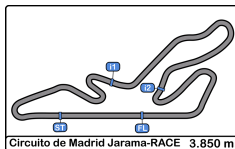
## Circuito de Madrid Jarama - RACE

### División 1

### Entrenamiento Libre

### Mejor Máxima Velocidad del Evento

| Cls | Nº | Piloto                          | Concursante                                     | Vehiculo              | Cat  | Km/h  | Sesión              |
|-----|----|---------------------------------|---|-----------------------|------|-------|---------------------|
| 1   | 26 | Angel Lafuente Lopez            | VSR eSports                                     | BMW E36 325i          | EN-3 | 189.8 | Entrenamiento Libre |
| 2   | 9  | Santiago Castilla Salinero      | EFICAR TEAM                                     | HYUNDAI GETZ 1.5 CRDi | 3    | 189.1 | Entrenamiento Libre |
| 3   | 7  | Jaime Cela Talavera             | RASANTE SPORT                                   | CITROEN SAXO 1.6      | 3    | 189.1 | Entrenamiento Libre |
| 4   | 19 | Adrian Martin Abraides          | CLUB JARAMA SPORT                               | HYUNDAI GETZ 1.5 CRDi | 3    | 185.2 | Entrenamiento Libre |
| 5   | 16 | Eduardo Alonso De Pablo         | R A C E   | HYUNDAI GETZ          | 3    | 184.9 | Entrenamiento Libre |
| 6   | 12 | Jorge Vila Sainz                | C.D.E. NACIONAL - ONCC - DE CARRERA DE CAMIONES | HYUNDAI GETZ 1.5 CRDi | 3    | 184.9 | Entrenamiento Libre |
| 7   | 15 | Oscar Auñon Fernandez           | VSR eSports                                     | BMW E36 325i          | EN-3 | 180.0 | Entrenamiento Libre |
| 8   | 5  | Vibiana Capera - Vibiana Capera | VSR eSports                                     | BMW E36 325i          | EN-3 | 178.5 | Entrenamiento Libre |
| 9   | 4  | Escobar Alvarez - Vigara Tena   | EFICAR TEAM                                     | BMW E36 325i          | EN-3 | 176.4 | Entrenamiento Libre |
| 10  | 46 | Deogracias Milan Cano           | CLUB JARAMA SPORT                               | CITROEN SAXO VTS      | JRS  | 175.6 | Entrenamiento Libre |
| 11  | 13 | Roberto F. Moreno Cortes        | C.D.E. NACIONAL - ONCC - DE CARRERA DE CAMIONES | HYUNDAI GETZ 1.5 CRDi | 3    | 175.6 | Entrenamiento Libre |
| 12  | 25 | Guillermo Del Moral Garcia      | CLUB JARAMA SPORT                               | HYUNDAI ACCENT        | 2    | 174.1 | Entrenamiento Libre |
| 13  | 24 | Iván López Gómez                | CLUB JARAMA SPORT                               | SUZUKI SWIFT SPORT    | 2    | 172.8 | Entrenamiento Libre |
| 14  | 6  | Francisco Comendador Diaz       | C.D.E DEYSCOM SPORT                             | CITROEN SAXO VTS      | JRS  | 171.4 | Entrenamiento Libre |
| 15  | 22 | Javier Fraile Gonzalez          | VSR eSports                                     | CITROEN SAXO VTS      | JRS  | 170.0 | Entrenamiento Libre |
| 16  | 27 | Victor Garrido Gonzalez         | CLUB JARAMA SPORT                               | SUZUKI SWIFT CUP      | 2    | 167.9 | Entrenamiento Libre |
| 17  | 43 | Christian Garcia Garcia         | EFICAR TEAM                                     | HONDA CIVIC 1.6       | 3    | 167.7 | Entrenamiento Libre |
| 18  | 33 | José Luis Salas Garrido         | ESCUADERIA CENTRO                               | TOYOTA AYGO           | CKV  | 155.8 | Entrenamiento Libre |
| 19  | 21 | Daniel Losada Iglesias          | MOTORISMO MAGAZINE S.L.                         | TOYOTA AYGO           | CKV  | 154.9 | Entrenamiento Libre |
| 20  | 39 | Javier Parrilla Gonzalez        | EFICAR TEAM                                     | TOYOTA AYGO           | 2    | 154.5 | Entrenamiento Libre |
| 21  | 23 | Miguel Gonzalez Manzanique      | PARADINAS MOTORSPORT                            | TOYOTA AYGO           | CKV  | 154.2 | Entrenamiento Libre |
| 22  | 29 | Ruben Gonzalez Checa            | C.D.E. ULTIMA VUELTA                            | TOYOTA AYGO           | CKV  | 153.8 | Entrenamiento Libre |
| 23  | 47 | Samuel Gomez Gomez              | MOTORISMO MAGAZINE S.L.                         | TOYOTA AYGO           | CKV  | 153.6 | Entrenamiento Libre |
| 24  | 45 | Guillermo Paz De Sierra         | RASANTE SPORT                                   | TOYOTA AYGO           | CKV  | 152.9 | Entrenamiento Libre |
| 25  | 30 | Francisco Lopez-Linares         | ESCUADERIA CENTRO                               | TOYOTA AYGO           | 2    | 152.3 | Entrenamiento Libre |
| 26  | 20 | Sergio Casalins Martinez        | MOTORISMO MAGAZINE S.L.                         | TOYOTA AYGO           | CKV  | 152.3 | Entrenamiento Libre |
| 27  | 49 | Javier Conejero Gines           | CHEFO SPORT                                     | TOYOTA AYGO           | 2    | 152.1 | Entrenamiento Libre |
| 28  | 17 | Martin Cortes Gabin             | ESCUADERIA CENTRO                               | TOYOTA AYGO           | 2    | 151.4 | Entrenamiento Libre |



## Circuito de Madrid Jarama - RACE

### División 1

### Entrenamiento Libre

### Tiempos Parada en Pit

**5** Villanueva Capote - Villanueva Capote BMW E36 325i  
EN-3 VSR eSports

| Nr. | Hora Día Entrada | Tiempo Entrada | Tiempo Salida | Tiempo Box  | T. Box Total |
|-----|------------------|----------------|---------------|-------------|--------------|
| 1   | 10:07:34.282     | 10:07:34.282   | 10:09:07.106  | 0:01:32.824 | 0:01:32.824  |

**6** Francisco Comendador Diaz CITROEN SAXO VTS  
JRS C.D.E DEYSCOM SPORT

| Nr. | Hora Día Entrada | Tiempo Entrada | Tiempo Salida | Tiempo Box  | T. Box Total |
|-----|------------------|----------------|---------------|-------------|--------------|
| 1   | 10:16:44.756     | 10:16:44.756   | 10:18:05.932  | 0:01:21.176 | 0:01:21.176  |

**16** Eduardo Alonso De Pablo HYUNDAI GETZ  
3 RACE

| Nr. | Hora Día Entrada | Tiempo Entrada | Tiempo Salida | Tiempo Box  | T. Box Total |
|-----|------------------|----------------|---------------|-------------|--------------|
| 1   | 10:07:06.619     | 10:07:06.619   | 10:09:48.662  | 0:02:42.043 | 0:02:42.043  |

**19** Adrian Martin Abralde HYUNDAI GETZ 1.5 CRDi  
3 CLUB JARAMA SPORT

| Nr. | Hora Día Entrada | Tiempo Entrada | Tiempo Salida | Tiempo Box  | T. Box Total |
|-----|------------------|----------------|---------------|-------------|--------------|
| 1   | 10:08:03.678     | 10:08:03.678   | 10:09:57.645  | 0:01:53.967 | 0:01:53.967  |

**25** Guillermo Del Moral Garcia HYUNDAI ACCENT  
2 CLUB JARAMA SPORT

| Nr. | Hora Día Entrada | Tiempo Entrada | Tiempo Salida | Tiempo Box  | T. Box Total |
|-----|------------------|----------------|---------------|-------------|--------------|
| 1   | 10:12:06.567     | 10:12:06.567   | 10:15:04.572  | 0:02:58.005 | 0:02:58.005  |

**26** Angel Lafuente Lopez BMW E36 325i  
EN-3 VSR eSports

| Nr. | Hora Día Entrada | Tiempo Entrada | Tiempo Salida | Tiempo Box  | T. Box Total |
|-----|------------------|----------------|---------------|-------------|--------------|
| 1   | 10:03:09.530     | 10:03:09.530   | 10:05:00.372  | 0:01:50.842 | 0:01:50.842  |
| 2   | 10:13:40.441     | 10:13:40.441   | 10:15:18.170  | 0:01:37.729 | 0:03:28.571  |

**27** Victor Garrido Gonzalez SUZUKI SWIFT CUP  
2 CLUB JARAMA SPORT

| Nr. | Hora Día Entrada | Tiempo Entrada | Tiempo Salida | Tiempo Box  | T. Box Total |
|-----|------------------|----------------|---------------|-------------|--------------|
| 1   | 10:10:08.841     | 10:10:08.841   | 10:12:05.371  | 0:01:56.530 | 0:01:56.530  |

**33** José Luis Salas Garrido TOYOTA AYGO  
CKV ESCUDERIA CENTRO

| Nr. | Hora Día Entrada | Tiempo Entrada | Tiempo Salida | Tiempo Box  | T. Box Total |
|-----|------------------|----------------|---------------|-------------|--------------|
| 1   | 10:15:13.360     | 10:15:13.360   | 10:16:01.911  | 0:00:48.551 | 0:00:48.551  |

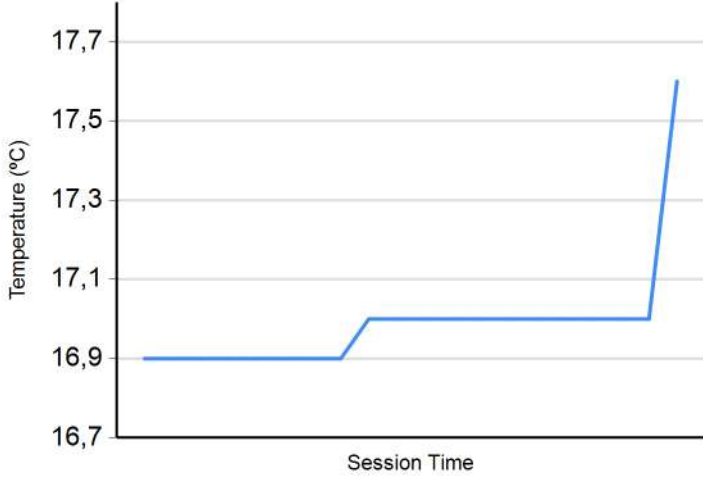
**46** Deogracias Milan Cano CITROEN SAXO VTS  
JRS CLUB JARAMA SPORT

| Nr. | Hora Día Entrada | Tiempo Entrada | Tiempo Salida | Tiempo Box  | T. Box Total |
|-----|------------------|----------------|---------------|-------------|--------------|
| 1   | 10:08:14.786     | 10:08:14.786   | 10:09:44.455  | 0:01:29.669 | 0:01:29.669  |

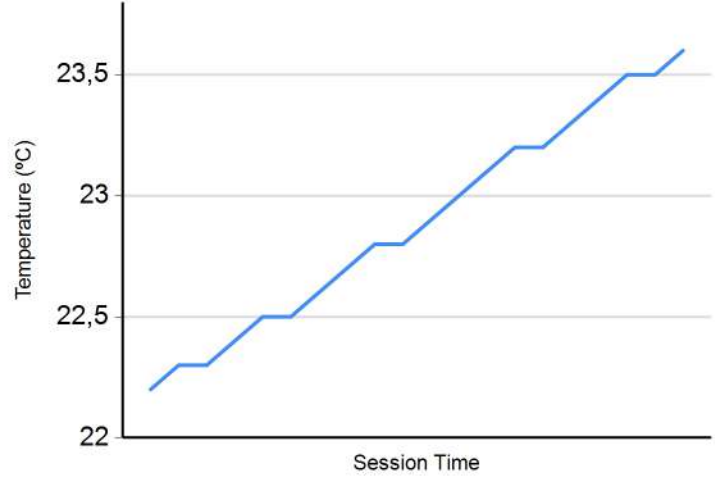


**Circuito de Madrid Jarama - RACE**  
**División 1**  
**Entrenamiento Libre**  
**Informe Meteorológico**

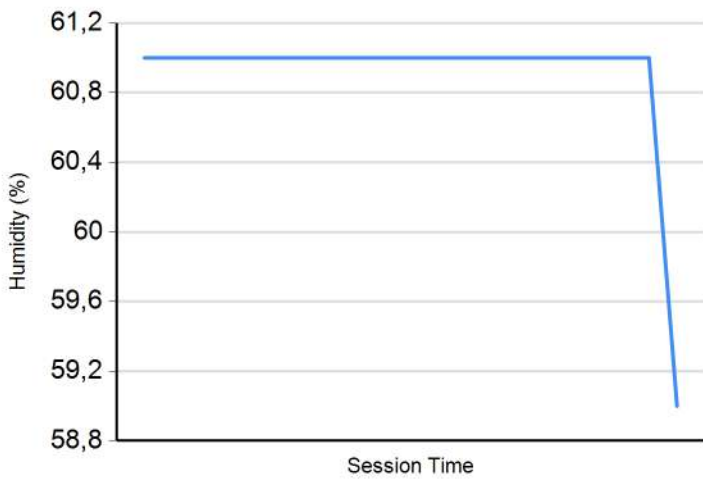
**Temperatura Aire**



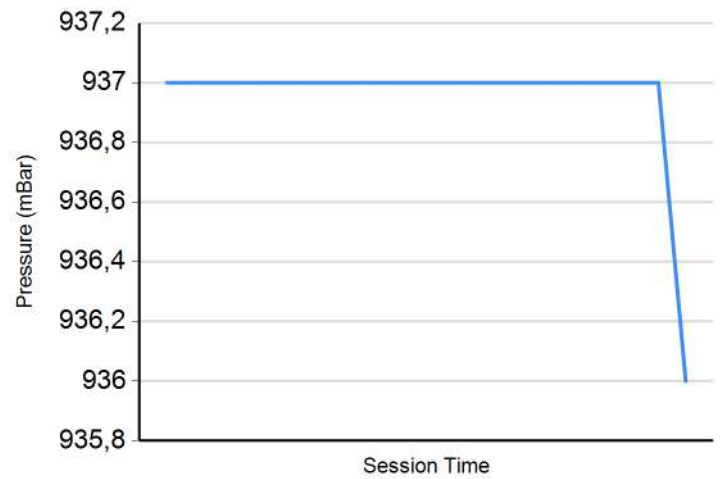
**Temperatura Pista**



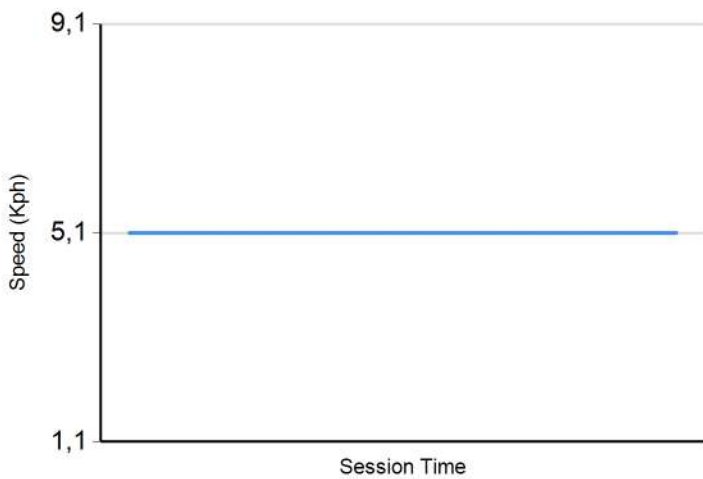
**Humedad**



**Presión**

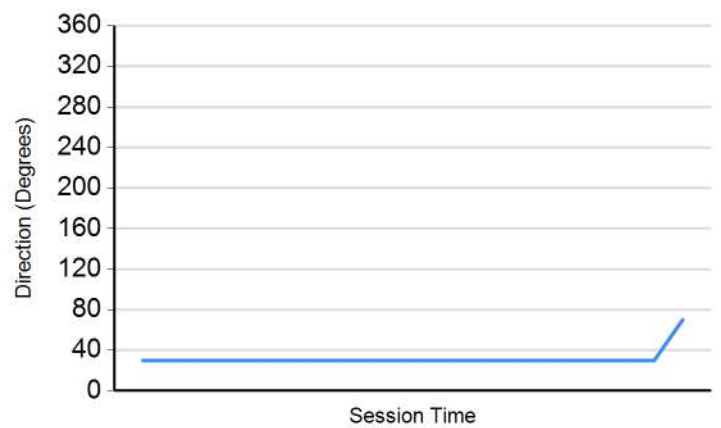


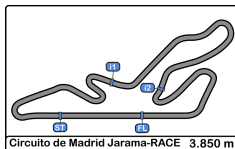
**Velocidad Viento**



**Dirección Viento**

North = 0°/360° Est = 90° South = 180° West = 270°





### Circuito de Madrid Jarama - RACE

#### División 1

#### Entrenamiento cronometrado

#### Resultados Provisionales

Circuito de Madrid Jarama-RACE 3.850 m.

| Clas | Nº | Piloto                            | Concursante                                  | Vehiculo              | Cat  | Clas | N.V. | V.R. | Tiempo   | Dif 1º | Dif Ant. | Km/h  |
|------|----|-----------------------------------|--|-----------------------|------|------|------|------|----------|--------|----------|-------|
| 1    | 5  | Viboresa Capelo - Viboresa Capelo | VSR eSports                                  | BMW E36 325i          | EN-3 | 1    | 6    | 4    | 1:55.997 |        |          | 119.4 |
| 2    | 26 | Angel Lafuente Lopez              | VSR eSports                                  | BMW E36 325i          | EN-3 | 2    | 8    | 7    | 1:57.269 | 1.272  | 1.272    | 118.1 |
| 3    | 15 | Oscar Añon Fernandez              | VSR eSports                                  | BMW E36 325i          | EN-3 | 3    | 9    | 5    | 1:57.273 | 1.276  | 0.004    | 118.1 |
| 4    | 43 | Christian Garcia Garcia           | EFICAR TEAM                                  | HONDA CIVIC 1.6       | 3    | 1    | 8    | 7    | 1:57.794 | 1.797  | 0.521    | 117.6 |
| 5    | 19 | Adrian Martin Abraides            | CLUB JARAMA SPORT                            | HYUNDAI GETZ 1.5 CRDi | 3    | 2    | 9    | 7    | 1:58.241 | 2.244  | 0.447    | 117.2 |
| 6    | 12 | Jorge Vila Sainz                  | C.D.E. NACIONAL CHECO DE CARRERA DE CAMIONES | HYUNDAI GETZ 1.5 CRDi | 3    | 3    | 10   | 9    | 1:59.547 | 3.550  | 1.306    | 115.9 |
| 7    | 16 | Eduardo Alonso De Pablo           | R A C E                                      | HYUNDAI GETZ          | 3    | 4    | 5    | 2    | 1:59.578 | 3.581  | 0.031    | 115.9 |
| 8    | 9  | Santiago Castilla Salinero        | EFICAR TEAM                                  | HYUNDAI GETZ 1.5 CRDi | 3    | 5    | 8    | 5    | 1:59.702 | 3.705  | 0.124    | 115.7 |
| 9    | 7  | Jaime Cela Talavera               | RASANTE SPORT                                | CITROEN SAXO 1.6      | 3    | 6    | 11   | 6    | 2:00.421 | 4.424  | 0.719    | 115.0 |
| 10   | 4  | Escolar Alvarez - Vigarra Tena    | EFICAR TEAM                                  | BMW E36 325i          | EN-3 | 4    | 8    | 6    | 2:00.709 | 4.712  | 0.288    | 114.8 |
| 11   | 25 | Guillermo Del Moral Garcia        | CLUB JARAMA SPORT                            | HYUNDAI ACCENT        | 2    | 1    | 9    | 8    | 2:04.714 | 8.717  | 4.005    | 111.1 |
| 12   | 14 | Agustín Arce Pi                   | C.D.E. ULTIMA VUELTA                         | CITROEN SAXO VTS      | JRS  | 1    | 10   | 4    | 2:05.917 | 9.920  | 1.203    | 110.0 |
| 13   | 24 | Iván López Gómez                  | CLUB JARAMA SPORT                            | SUZUKI SWIFT SPORT    | 2    | 2    | 10   | 9    | 2:07.242 | 11.245 | 1.325    | 108.9 |
| 14   | 6  | Francisco Comendador Diaz         | C.D.E DEYSCOM SPORT                          | CITROEN SAXO VTS      | JRS  | 2    | 11   | 8    | 2:07.399 | 11.402 | 0.157    | 108.7 |
| 15   | 27 | Victor Garrido Gonzalez           | CLUB JARAMA SPORT                            | SUZUKI SWIFT CUP      | 2    | 3    | 9    | 8    | 2:07.478 | 11.481 | 0.079    | 108.7 |
| 16   | 13 | Roberto F. Moreno Cortes          | C.D.E. NACIONAL CHECO DE CARRERA DE CAMIONES | HYUNDAI GETZ 1.5 CRDi | 3    | 7    | 9    | 4    | 2:07.896 | 11.899 | 0.418    | 108.3 |
| 17   | 22 | Javier Fraile Gonzalez            | VSR eSports                                  | CITROEN SAXO VTS      | JRS  | 3    | 6    | 5    | 2:08.090 | 12.093 | 0.194    | 108.2 |
| 18   | 46 | Deogracias Milan Cano             | CLUB JARAMA SPORT                            | CITROEN SAXO VTS      | JRS  | 4    | 10   | 6    | 2:08.256 | 12.259 | 0.166    | 108.0 |
| 19   | 20 | Sergio Casalins Martinez          | MOTORISMO MAGAZINE S.L.                      | TOYOTA AYGO           | CKV  | 1    | 10   | 6    | 2:17.779 | 21.782 | 9.523    | 100.5 |
| 20   | 23 | Miguel Gonzalez Manzaneque        | PARADINAS MOTORSPORT                         | TOYOTA AYGO           | CKV  | 2    | 10   | 7    | 2:17.890 | 21.893 | 0.111    | 100.5 |
| 21   | 39 | Javier Parrilla Gonzalez          | EFICAR TEAM                                  | TOYOTA AYGO           | 2    | 4    | 10   | 4    | 2:18.025 | 22.028 | 0.135    | 100.4 |
| 22   | 29 | Ruben Gonzalez Checa              | C.D.E. ULTIMA VUELTA                         | TOYOTA AYGO           | CKV  | 3    | 8    | 3    | 2:18.289 | 22.292 | 0.264    | 100.2 |
| 23   | 21 | Daniel Losada Iglesias            | MOTORISMO MAGAZINE S.L.                      | TOYOTA AYGO           | CKV  | 4    | 10   | 9    | 2:18.430 | 22.433 | 0.141    | 100.1 |
| 24   | 33 | José Luis Salas Garrido           | ESCUADERIA CENTRO                            | TOYOTA AYGO           | CKV  | 5    | 10   | 9    | 2:18.644 | 22.647 | 0.214    | 99.9  |
| 25   | 47 | Samuel Gomez Gomez                | MOTORISMO MAGAZINE S.L.                      | TOYOTA AYGO           | CKV  | 6    | 10   | 6    | 2:19.013 | 23.016 | 0.369    | 99.7  |
| 26   | 49 | Javier Conejero Gines             | CHEFO SPORT                                  | TOYOTA AYGO           | 2    | 5    | 10   | 9    | 2:19.234 | 23.237 | 0.221    | 99.5  |
| 27   | 30 | Francisco Lopez-Linares           | ESCUADERIA CENTRO                            | TOYOTA AYGO           | 2    | 6    | 10   | 3    | 2:19.739 | 23.742 | 0.505    | 99.1  |
| 28   | 45 | Guillermo Paz De Sierra           | RASANTE SPORT                                | TOYOTA AYGO           | CKV  | 7    | 10   | 8    | 2:20.664 | 24.667 | 0.925    | 98.5  |
| 29   | 17 | Martin Cortes Gabin               | ESCUADERIA CENTRO                            | TOYOTA AYGO           | 2    | 7    | 10   | 7    | 2:23.459 | 27.462 | 2.795    | 96.6  |

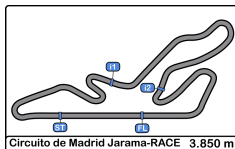
Publicada a las:.....

Temp. Pista: 29.2 °C Temp. Aire: 19.7 °C Humedad: 53 % Estado Pista: SECA

Comisarios Deportivos:

Director de Carrera:

Cronometrador:



## Circuito de Madrid Jarama - RACE

### División 1

### Entrenamiento cronometrado

### Resultados Provisionales por Categoría

| Clas  | Nº | Piloto                          | Concursante                                   | Vehiculo              | Cat  | Clas | N.V. | V.R. | Tiempo   | Dif 1º | Dif Ant. | Km/h  |
|---|----|---------------------------------|---|-----------------------|------|------|------|------|----------|--------|----------|-------|
| <b>Campeonato RACE 'Categoría 2'</b>                      |    |                                 |   |                       |      |      |      |      |          |        |          |       |
| 1   | 25 | Guillermo Del Moral Garcia      | CLUB JARAMA SPORT                             | HYUNDAI ACCENT        | 2    | 1    | 9    | 8    | 2:04.714 |        |          | 111.1 |
| 2   | 24 | Iván López Gómez                | CLUB JARAMA SPORT                             | SUZUKI SWIFT SPORT    | 2    | 2    | 10   | 9    | 2:07.242 | 2.528  | 2.528    | 108.9 |
| 3   | 27 | Victor Garrido Gonzalez         | CLUB JARAMA SPORT                             | SUZUKI SWIFT CUP      | 2    | 3    | 9    | 8    | 2:07.478 | 2.764  | 0.236    | 108.7 |
| 4   | 39 | Javier Parrilla Gonzalez        | EFICAR TEAM                                   | TOYOTA AYGO           | 2    | 4    | 10   | 4    | 2:18.025 | 13.311 | 10.547   | 100.4 |
| 5   | 49 | Javier Conejero Gines           | CHEFO SPORT                                   | TOYOTA AYGO           | 2    | 5    | 10   | 9    | 2:19.234 | 14.520 | 1.209    | 99.5  |
| 6   | 30 | Francisco Lopez-Linares         | ESCUADERIA CENTRO                             | TOYOTA AYGO           | 2    | 6    | 10   | 3    | 2:19.739 | 15.025 | 0.505    | 99.1  |
| 7   | 17 | Martin Cortes Gabin             | ESCUADERIA CENTRO                             | TOYOTA AYGO           | 2    | 7    | 10   | 7    | 2:23.459 | 18.745 | 3.720    | 96.6  |
| <b>Campeonato RACE 'Categoría 3'</b>                      |    |                                 |   |                       |      |      |      |      |          |        |          |       |
| 1   | 43 | Christian Garcia Garcia         | EFICAR TEAM                                   | HONDA CIVIC 1.6       | 3    | 1    | 8    | 7    | 1:57.794 |        |          | 117.6 |
| 2   | 19 | Adrian Martin Abrales           | CLUB JARAMA SPORT                             | HYUNDAI GETZ 1.5 CRDI | 3    | 2    | 9    | 7    | 1:58.241 | 0.447  | 0.447    | 117.2 |
| 3   | 12 | Jorge Vila Sainz                | C.D.E. NACIONAL. CNCC. DE CARRERA DE CAMIONES | HYUNDAI GETZ 1.5 CRDI | 3    | 3    | 10   | 9    | 1:59.547 | 1.753  | 1.306    | 115.9 |
| 4   | 16 | Eduardo Alonso De Pablo         | R A C E                                       | HYUNDAI GETZ          | 3    | 4    | 5    | 2    | 1:59.578 | 1.784  | 0.031    | 115.9 |
| 5   | 9  | Santiago Castilla Salinero      | EFICAR TEAM                                   | HYUNDAI GETZ 1.5 CRDI | 3    | 5    | 8    | 5    | 1:59.702 | 1.908  | 0.124    | 115.7 |
| 6   | 7  | Jaime Cela Talavera             | RASANTE SPORT                                 | CITROEN SAXO 1.6      | 3    | 6    | 11   | 6    | 2:00.421 | 2.627  | 0.719    | 115.0 |
| 7   | 13 | Roberto F. Moreno Cortes        | C.D.E. NACIONAL. CNCC. DE CARRERA DE CAMIONES | HYUNDAI GETZ 1.5 CRDI | 3    | 7    | 9    | 4    | 2:07.896 | 10.102 | 7.475    | 108.3 |
| <b>Copa KOBE de velocidad</b>                             |    |                                 |   |                       |      |      |      |      |          |        |          |       |
| 1   | 20 | Sergio Casalins Martinez        | MOTORISMO MAGAZINE S.L.                       | TOYOTA AYGO           | CKV  | 1    | 10   | 6    | 2:17.779 |        |          | 100.5 |
| 2   | 23 | Miguel Gonzalez Manzanera       | PARADINAS MOTORSPORT                          | TOYOTA AYGO           | CKV  | 2    | 10   | 7    | 2:17.890 | 0.111  | 0.111    | 100.5 |
| 3   | 29 | Ruben Gonzalez Checa            | C.D.E. ULTIMA VUELTA                          | TOYOTA AYGO           | CKV  | 3    | 8    | 3    | 2:18.289 | 0.510  | 0.399    | 100.2 |
| 4   | 21 | Daniel Losada Iglesias          | MOTORISMO MAGAZINE S.L.                       | TOYOTA AYGO           | CKV  | 4    | 10   | 9    | 2:18.430 | 0.651  | 0.141    | 100.1 |
| 5   | 33 | José Luis Salas Garrido         | ESCUADERIA CENTRO                             | TOYOTA AYGO           | CKV  | 5    | 10   | 9    | 2:18.644 | 0.865  | 0.214    | 99.9  |
| 6   | 47 | Samuel Gomez Gomez              | MOTORISMO MAGAZINE S.L.                       | TOYOTA AYGO           | CKV  | 6    | 10   | 6    | 2:19.013 | 1.234  | 0.369    | 99.7  |
| 7   | 45 | Guillermo Paz De Sierra         | RASANTE SPORT                                 | TOYOTA AYGO           | CKV  | 7    | 10   | 8    | 2:20.664 | 2.885  | 1.651    | 98.5  |
| <b>Campeonato RACE 'Categoría ENDURANCE TYPE Clase 3'</b> |    |                                 |   |                       |      |      |      |      |          |        |          |       |
| 1   | 5  | Vibiana Capota - Vibiana Capota | VSR eSports                                   | BMW E36 325i          | EN-3 | 1    | 6    | 4    | 1:55.997 |        |          | 119.4 |
| 2   | 26 | Angel Lafuente Lopez            | VSR eSports                                   | BMW E36 325i          | EN-3 | 2    | 8    | 7    | 1:57.269 | 1.272  | 1.272    | 118.1 |
| 3   | 15 | Oscar Aulion Fernandez          | VSR eSports                                   | BMW E36 325i          | EN-3 | 3    | 9    | 5    | 1:57.273 | 1.276  | 0.004    | 118.1 |
| 4   | 4  | Escobar Alvarez - Vigarra Tena  | EFICAR TEAM                                   | BMW E36 325i          | EN-3 | 4    | 8    | 6    | 2:00.709 | 4.712  | 3.436    | 114.8 |
| <b>Trofeo JARAMA-RACE SAXO</b>                            |    |                                 |   |                       |      |      |      |      |          |        |          |       |
| 1   | 14 | Agustín Arce Pi                 | C.D.E. ULTIMA VUELTA                          | CITROEN SAXO VTS      | JRS  | 1    | 10   | 4    | 2:05.917 |        |          | 110.0 |
| 2   | 6  | Francisco Comendador Diaz       | C.D.E. DEYSCOM SPORT                          | CITROEN SAXO VTS      | JRS  | 2    | 11   | 8    | 2:07.399 | 1.482  | 1.482    | 108.7 |
| 3   | 22 | Javier Fraile Gonzalez          | VSR eSports                                   | CITROEN SAXO VTS      | JRS  | 3    | 6    | 5    | 2:08.090 | 2.173  | 0.691    | 108.2 |
| 4   | 46 | Deogracias Milan Cano           | CLUB JARAMA SPORT                             | CITROEN SAXO VTS      | JRS  | 4    | 10   | 6    | 2:08.256 | 2.339  | 0.166    | 108.0 |

Publicada a las:.....

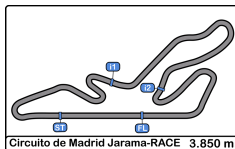
Temp. Pista: 29.2 °C Temp. Aire: 19.7 °C Humedad: 53 % Estado Pista: SECA

Comisarios Deportivos:

Director de Carrera:

Cronometrador:





### Circuito de Madrid Jarama - RACE

División 1

Entrenamiento cronometrado

Tiempos Por Vuelta

**4** Escolar Alvarez - Vigara Tena BMW E36 325i **9** Santiago Castilla Salinero HYUNDAI GETZ 1.5 CRDI  
 EN-3 EFICAR TEAM 3 EFICAR TEAM

| Vta. D | Tiempo          | Sector 1      | Sector 2      | Sector 3      | V. Max. | Elapsed      | Vta. D | Tiempo          | Sector 1      | Sector 2      | Sector 3      | V. Max. | Elapsed      |
|--------|-----------------|---------------|---------------|---------------|---------|--------------|--------|-----------------|---------------|---------------|---------------|---------|--------------|
| 1      | 11:02:38.671    | 11:01:17.814  | 44.753        | 36.104        | 69.1    | 11:02:38.671 | 1      | 11:03:14.429    | 11:01:59.043  | 42.498        | <b>32.888</b> | 92.4    | 11:03:14.429 |
| 2      | 2:03.562        | 47.468        | 41.735        | 34.359        | 173.9   | 11:04:42.233 | 2      | 2:07.544 P      | <b>45.185</b> | 41.336        | 41.023        | 191.4   | 11:05:21.973 |
| 3      | 2:01.363        | 46.541        | <b>40.637</b> | 34.185        | 188.1   | 11:06:43.596 | 3      | 2:34.726        | 1:18.532      | 42.852        | 33.342        | 76.3    | 11:07:56.699 |
| 4      | 2:02.257        | <b>46.225</b> | 41.340        | 34.692        | 190.4   | 11:08:45.853 | 4      | 2:02.576        | 46.933        | 42.727        | 32.916        | 188.4   | 11:09:59.275 |
| 5      | 2:01.202        | 46.728        | 40.703        | 33.771        | 179.7   | 11:10:47.055 | 5      | <b>1:59.702</b> | 45.263        | <b>40.803</b> | 33.636        | 189.1   | 11:11:58.977 |
| 6      | <b>2:00.709</b> | 46.239        | 40.767        | <b>33.703</b> | 191.1   | 11:12:47.764 | 6      | 2:14.862 P      | 47.834        | 43.113        | 43.915        | 167.7   | 11:14:13.839 |
| 7      | 2:03.074        | 46.462        | 42.224        | 34.388        | 189.4   | 11:14:50.838 | 7      | 4:44.979        | 3:27.772      | 44.051        | 33.156        | 65.4    | 11:18:58.818 |
| 8      | 2:12.399 P      | 48.202        | 40.734        | 43.463        | 168.7   | 11:17:03.237 | 8      | 2:07.578 P      | 45.265        | 42.169        | 40.144        | 189.8   | 11:21:06.396 |

**5** Villanueva Capote - Villanueva Capote BMW E36 325i **12** Jorge Vila Sainz HYUNDAI GETZ 1.5 CRDI  
 EN-3 VSR eSports 3 C.D.E. NACIONAL -CNCC- DE CARRERA DE CA

| Vta. D | Tiempo          | Sector 1      | Sector 2      | Sector 3      | V. Max. | Elapsed      | Vta. D | Tiempo       | Sector 1     | Sector 2      | Sector 3      | V. Max. | Elapsed      |
|--------|-----------------|---------------|---------------|---------------|---------|--------------|--------|--------------|--------------|---------------|---------------|---------|--------------|
| 1      | 11:03:13.400    | 11:01:55.665  | 44.838        | 32.897        | 79.5    | 11:03:13.400 | 1      | 11:02:42.234 | 11:01:22.213 | 44.699        | 35.322        | 76.3    | 11:02:42.234 |
| 2      | 1:59.812        | 44.449        | 41.484        | 33.879        | 194.2   | 11:05:13.212 | 2      | 2:08.700     | 50.271       | 42.820        | 35.609        | 173.6   | 11:04:50.934 |
| 3      | 2:01.273        | 46.201        | 41.041        | 34.031        | 173.6   | 11:07:14.485 | 3      | 2:00.105     | 45.955       | 40.701        | <b>33.449</b> | 183.0   | 11:06:51.039 |
| 4      | <b>1:55.997</b> | <b>44.342</b> | <b>39.293</b> | <b>32.362</b> | 193.2   | 11:09:10.482 | 4      | 1:59.868     | 45.641       | <b>40.563</b> | 33.664        | 183.9   | 11:08:50.907 |
| 5      | 2:02.271        | 48.883        | 40.574        | 32.814        | 167.9   | 11:11:12.753 | 5      | 2:12.443     | 50.341       | 47.373        | 34.729        | 168.2   | 11:11:03.350 |
| 6      | 2:18.268 P      | 45.617        | 45.885        | 46.766        | 187.8   | 11:13:31.021 | 6      | 2:17.260     | 45.516       | 50.351        | 41.393        | 183.6   | 11:13:20.610 |

**6** Francisco Comendador Diaz CITROEN SAXO VTS  
 JRS C.D.E DEYSCOM SPORT

| Vta. D | Tiempo       | Sector 1     | Sector 2 | Sector 3 | V. Max. | Elapsed      | Vta. D | Tiempo          | Sector 1      | Sector 2 | Sector 3 | V. Max. | Elapsed      |
|--------|--------------|--------------|----------|----------|---------|--------------|--------|-----------------|---------------|----------|----------|---------|--------------|
| 1      | 11:02:23.304 | 11:01:03.214 | 43.852   | 36.238   | 63.9    | 11:02:23.304 | 7      | 2:05.788        | 45.495        | 42.424   | 37.869   | 183.9   | 11:15:26.398 |
| 2      | 2:07.678     | 48.387       | 43.377   | 35.914   | 169.0   | 11:04:30.982 | 8      | 2:10.826        | 50.458        | 45.190   | 35.178   | 159.5   | 11:17:37.224 |
| 3      | 2:09.526     | 50.194       | 43.438   | 35.894   | 158.5   | 11:06:40.508 | 9      | <b>1:59.547</b> | <b>45.398</b> | 40.569   | 33.580   | 183.9   | 11:19:36.771 |
| 4      | 2:13.644     | 51.365       | 43.448   | 38.831   | 170.3   | 11:08:54.152 | 10     | 2:24.695 P      | 50.890        | 49.120   | 44.685   | 140.9   | 11:22:01.466 |

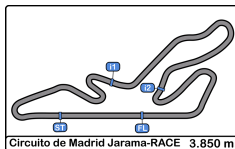
**13** Roberto F. Moreno Cortes HYUNDAI GETZ 1.5 CRDI  
 3 C.D.E. NACIONAL -CNCC- DE CARRERA DE CA

| Vta. D | Tiempo          | Sector 1      | Sector 2      | Sector 3      | V. Max. | Elapsed      | Vta. D | Tiempo          | Sector 1      | Sector 2      | Sector 3      | V. Max. | Elapsed      |
|--------|-----------------|---------------|---------------|---------------|---------|--------------|--------|-----------------|---------------|---------------|---------------|---------|--------------|
| 1      | 11:02:52.228    | 11:01:20.988  | 54.057        | 37.183        | 64.8    | 11:02:52.228 | 1      | 11:02:52.228    | 11:01:20.988  | 54.057        | 37.183        | 64.8    | 11:02:52.228 |
| 2      | 2:26.284 P      | 49.067        | 46.499        | 50.718        | 161.6   | 11:05:18.512 | 2      | 2:26.284 P      | 49.067        | 46.499        | 50.718        | 161.6   | 11:05:18.512 |
| 3      | 3:14.231        | 1:52.944      | 43.765        | 37.522        | 85.7    | 11:08:32.743 | 3      | 3:14.231        | 1:52.944      | 43.765        | 37.522        | 85.7    | 11:08:32.743 |
| 4      | <b>2:07.896</b> | 48.795        | <b>43.563</b> | <b>35.538</b> | 169.2   | 11:10:40.639 | 4      | <b>2:07.896</b> | 48.795        | <b>43.563</b> | <b>35.538</b> | 169.2   | 11:10:40.639 |
| 5      | 2:09.802        | 48.376        | 43.751        | 37.675        | 173.0   | 11:12:50.441 | 5      | 2:09.802        | 48.376        | 43.751        | 37.675        | 173.0   | 11:12:50.441 |
| 6      | 2:18.880 P      | <b>48.360</b> | 45.977        | 44.543        | 173.3   | 11:15:09.321 | 6      | 2:18.880 P      | <b>48.360</b> | 45.977        | 44.543        | 173.3   | 11:15:09.321 |
| 7      | 3:57.538        | 2:35.661      | 45.947        | 35.930        | 54.6    | 11:19:06.859 | 7      | 3:57.538        | 2:35.661      | 45.947        | 35.930        | 54.6    | 11:19:06.859 |
| 8      | 2:10.631        | 49.403        | 44.706        | 36.522        | 157.6   | 11:21:17.490 | 8      | 2:10.631        | 49.403        | 44.706        | 36.522        | 157.6   | 11:21:17.490 |
| 9      | 2:54.505 P      | 1:03.368      | 58.553        | 52.584        | 101.5   | 11:24:11.995 | 9      | 2:54.505 P      | 1:03.368      | 58.553        | 52.584        | 101.5   | 11:24:11.995 |

**7** Jaime Cela Talavera CITROEN SAXO 1.6  
 3 RASANTE SPORT

**14** Agustín Arce Pi CITROEN SAXO VTS  
 JRS C.D.E. ULTIMA VUELTA

| Vta. D | Tiempo          | Sector 1      | Sector 2      | Sector 3      | V. Max. | Elapsed      | Vta. D | Tiempo          | Sector 1      | Sector 2      | Sector 3      | V. Max. | Elapsed      |
|--------|-----------------|---------------|---------------|---------------|---------|--------------|--------|-----------------|---------------|---------------|---------------|---------|--------------|
| 1      | 11:02:40.182    | 11:01:10.216  | 52.765        | 37.201        | 71.1    | 11:02:40.182 | 1      | 11:02:34.634    | 11:01:14.664  | 44.460        | 35.510        | 71.8    | 11:02:34.634 |
| 2      | 2:03.173        | 48.114        | 40.980        | 34.079        | 175.6   | 11:04:43.355 | 2      | 2:06.154        | 48.245        | <b>42.645</b> | 35.264        | 172.2   | 11:04:40.788 |
| 3      | 2:00.902        | 46.191        | <b>40.824</b> | 33.887        | 187.8   | 11:06:44.257 | 3      | 2:12.138        | 48.660        | 44.361        | 39.117        | 175.0   | 11:06:52.926 |
| 4      | 2:01.433        | 46.000        | 41.299        | 34.134        | 187.1   | 11:08:45.690 | 4      | <b>2:05.917</b> | <b>47.853</b> | 42.754        | 35.310        | 177.0   | 11:08:58.843 |
| 5      | 2:01.088        | 45.925        | 40.886        | 34.277        | 184.6   | 11:10:46.778 | 5      | 2:19.708        | 48.881        | 51.291        | 39.536        | 175.6   | 11:11:18.551 |
| 6      | <b>2:00.421</b> | <b>45.674</b> | 40.880        | 33.867        | 193.2   | 11:12:47.199 | 6      | 2:08.429        | 47.866        | 44.283        | 36.280        | 176.7   | 11:13:26.980 |
| 7      | 2:03.310        | 46.217        | 42.363        | 34.730        | 188.1   | 11:14:50.509 | 7      | 2:06.235        | 48.043        | 42.932        | <b>35.260</b> | 174.7   | 11:15:33.215 |
| 8      | 2:02.685        | 47.318        | 41.380        | 33.987        | 175.0   | 11:16:53.194 | 8      | 2:06.180        | 47.867        | 42.871        | 35.442        | 176.1   | 11:17:39.395 |
| 9      | 2:04.532        | 47.995        | 42.533        | 34.004        | 163.3   | 11:18:57.726 | 9      | 2:26.446        | 57.035        | 46.522        | 42.889        | 162.1   | 11:20:05.841 |
| 10     | 2:01.167        | 46.098        | 41.243        | <b>33.826</b> | 192.1   | 11:20:58.893 | 10     | 2:28.844 P      | 47.984        | 51.324        | 49.536        | 175.3   | 11:22:34.685 |
| 11     | 2:24.008 P      | 45.898        | 48.663        | 49.447        | 190.1   | 11:23:22.901 |        |                 |               |               |               |         |              |



### Circuito de Madrid Jarama - RACE

División 1

Entrenamiento cronometrado

Tiempos Por Vuelta

|    |                       |              |    |                          |                         |
|----|-----------------------|--------------|----|--------------------------|-------------------------|
| 15 | Oscar Auñon Fernandez | BMW E36 325i | 20 | Sergio Casalins Martinez | TOYOTA AYGO             |
|    | EN-3                  | VSR eSports  |    | CKV                      | MOTORISMO MAGAZINE S.L. |

| Vta. D | Tiempo       | Sector 1     | Sector 2 | Sector 3 | V. Max. | Elapsed      | Vta. D | Tiempo       | Sector 1     | Sector 2 | Sector 3 | V. Max. | Elapsed      |
|--------|--------------|--------------|----------|----------|---------|--------------|--------|--------------|--------------|----------|----------|---------|--------------|
| 1      | 11:03:18.229 | 11:01:56.367 | 47.003   | 34.859   | 90.5    | 11:03:18.229 | 1      | 11:02:39.210 | 11:01:09.298 | 51.227   | 38.685   | 64.2    | 11:02:39.210 |
| 2      | 2:01.375     | 46.886       | 40.932   | 33.557   | 173.9   | 11:05:19.604 | 2      | 2:25.187     | 53.867       | 50.481   | 40.839   | 154.7   | 11:05:04.397 |
| 3      | 1:59.524     | 45.709       | 40.565   | 33.250   | 171.1   | 11:07:19.128 | 3      | 2:21.378     | 52.312       | 50.731   | 38.335   | 155.1   | 11:07:25.775 |
| 4      | 1:58.635     | 46.032       | 39.880   | 32.723   | 178.5   | 11:09:17.763 | 4      | 2:18.061     | 52.377       | 47.762   | 37.922   | 154.7   | 11:09:43.836 |
| 5      | 1:57.273     | 45.177       | 39.316   | 32.780   | 185.8   | 11:11:15.036 | 5      | 2:21.712     | 52.559       | 50.567   | 38.586   | 154.7   | 11:12:05.548 |
| 6      | 1:59.074     | 45.452       | 40.308   | 33.314   | 184.9   | 11:13:14.110 | 6      | 2:17.779     | 52.146       | 47.605   | 38.028   | 154.0   | 11:14:23.327 |
| 7      | 1:58.340     | 45.949       | 39.705   | 32.686   | 180.6   | 11:15:12.450 | 7      | 2:26.648     | 1:00.255     | 48.334   | 38.059   | 126.1   | 11:16:49.975 |
| 8      | 1:58.809     | 45.578       | 39.862   | 33.369   | 182.7   | 11:17:11.259 | 8      | 2:22.270     | 53.635       | 50.403   | 38.232   | 154.7   | 11:19:12.245 |
| 9      | 2:42.846 P   | 52.928       | 1:01.795 | 48.123   | 171.9   | 11:19:54.105 | 9      | 2:22.770     | 52.535       | 50.805   | 39.430   | 154.0   | 11:21:35.015 |
|        |              |              |          |          |         |              | 10     | 2:51.106 P   | 58.155       | 54.482   | 58.469   | 133.9   | 11:24:26.121 |

|    |                         |              |    |                        |                         |
|----|-------------------------|--------------|----|------------------------|-------------------------|
| 16 | Eduardo Alonso De Pablo | HYUNDAI GETZ | 21 | Daniel Losada Iglesias | TOYOTA AYGO             |
|    | 3                       | RACE         |    | CKV                    | MOTORISMO MAGAZINE S.L. |

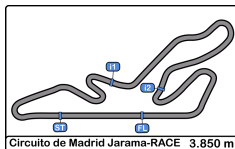
| Vta. D | Tiempo       | Sector 1     | Sector 2  | Sector 3 | V. Max. | Elapsed      | Vta. D | Tiempo       | Sector 1     | Sector 2 | Sector 3 | V. Max. | Elapsed      |
|--------|--------------|--------------|-----------|----------|---------|--------------|--------|--------------|--------------|----------|----------|---------|--------------|
| 1      | 11:03:16.905 | 11:02:00.342 | 43.082    | 33.481   | 93.5    | 11:03:16.905 | 1      | 11:03:09.553 | 11:01:41.739 | 48.937   | 38.877   | 62.5    | 11:03:09.553 |
| 2      | 1:59.578     | 45.007       | 40.061    | 34.510   | 188.8   | 11:05:16.483 | 2      | 2:20.782     | 54.389       | 47.814   | 38.579   | 140.4   | 11:05:30.335 |
| 3      | 2:08.063 P   | 45.327       | 40.215    | 42.521   | 184.9   | 11:07:24.546 | 3      | 2:18.475     | 52.294       | 47.904   | 38.277   | 152.1   | 11:07:48.810 |
| 4      | 4:42.404     | 3:27.681     | 41.332    | 33.391   | 89.7    | 11:12:06.950 | 4      | 2:21.526     | 52.362       | 50.560   | 38.604   | 153.6   | 11:10:10.336 |
| 5      | 12:16.256 P  | 44.931       | 10:31.850 | 59.475   | 185.5   | 11:24:23.206 | 5      | 2:19.005     | 52.092       | 47.912   | 39.001   | 152.9   | 11:12:29.341 |
|        |              |              |           |          |         |              | 6      | 2:19.138     | 52.378       | 48.080   | 38.680   | 150.4   | 11:14:48.479 |
|        |              |              |           |          |         |              | 7      | 2:18.950     | 52.765       | 47.831   | 38.354   | 152.5   | 11:17:07.429 |
|        |              |              |           |          |         |              | 8      | 2:18.703     | 52.087       | 48.137   | 38.479   | 153.6   | 11:19:26.132 |
|        |              |              |           |          |         |              | 9      | 2:18.430     | 52.130       | 47.944   | 38.356   | 151.4   | 11:21:44.562 |
|        |              |              |           |          |         |              | 10     | 3:00.980 P   | 1:02.661     | 1:03.135 | 55.184   | 106.8   | 11:24:45.542 |

|    |                     |                  |    |                        |                  |
|----|---------------------|------------------|----|------------------------|------------------|
| 17 | Martin Cortes Gabin | TOYOTA AYGO      | 22 | Javier Fraile Gonzalez | CITROEN SAXO VTS |
|    | 2                   | ESCUDERIA CENTRO |    | JRS                    | VSR eSports      |

| Vta. D | Tiempo       | Sector 1     | Sector 2 | Sector 3 | V. Max. | Elapsed      | Vta. D | Tiempo       | Sector 1     | Sector 2 | Sector 3 | V. Max. | Elapsed      |
|--------|--------------|--------------|----------|----------|---------|--------------|--------|--------------|--------------|----------|----------|---------|--------------|
| 1      | 11:02:58.239 | 11:01:24.141 | 53.667   | 40.431   | 68.3    | 11:02:58.239 | 1      | 11:04:03.624 | 11:02:43.339 | 44.264   | 36.021   | 72.9    | 11:04:03.624 |
| 2      | 2:23.960     | 53.733       | 50.043   | 40.184   | 153.4   | 11:05:22.199 | 2      | 2:08.715     | 49.232       | 43.729   | 35.754   | 171.4   | 11:06:12.339 |
| 3      | 2:25.875     | 55.714       | 50.719   | 39.442   | 152.3   | 11:07:48.074 | 3      | 2:08.167     | 48.405       | 43.900   | 35.862   | 172.5   | 11:08:20.506 |
| 4      | 2:25.267     | 56.208       | 49.546   | 39.513   | 151.4   | 11:10:13.341 | 4      | 2:08.270     | 48.911       | 43.425   | 35.934   | 172.5   | 11:10:28.776 |
| 5      | 2:23.640     | 54.316       | 49.589   | 39.735   | 149.5   | 11:12:36.981 | 5      | 2:08.090     | 48.776       | 43.459   | 35.855   | 175.0   | 11:12:36.866 |
| 6      | 2:24.819     | 54.111       | 50.715   | 39.993   | 150.8   | 11:15:01.800 | 6      | 2:20.945 P   | 48.524       | 45.425   | 46.996   | 173.9   | 11:14:57.811 |
| 7      | 2:23.459     | 53.904       | 49.824   | 39.731   | 152.9   | 11:17:25.259 |        |              |              |          |          |         |              |
| 8      | 2:23.590     | 54.178       | 49.671   | 39.741   | 151.6   | 11:19:48.849 |        |              |              |          |          |         |              |
| 9      | 2:25.425     | 55.204       | 50.437   | 39.784   | 149.3   | 11:22:14.274 |        |              |              |          |          |         |              |
| 10     | 2:53.123 P   | 57.119       | 58.701   | 57.303   | 150.8   | 11:25:07.397 |        |              |              |          |          |         |              |

|    |                       |                       |    |                             |                      |
|----|-----------------------|-----------------------|----|-----------------------------|----------------------|
| 19 | Adrian Martin Abrales | HYUNDAI GETZ 1.5 CRDi | 23 | Miguel Gonzalez Manzaneeque | TOYOTA AYGO          |
|    | 3                     | CLUB JARAMA SPORT     |    | CKV                         | PARADINAS MOTORSPORT |

| Vta. D | Tiempo       | Sector 1     | Sector 2 | Sector 3 | V. Max. | Elapsed      | Vta. D | Tiempo       | Sector 1     | Sector 2 | Sector 3 | V. Max. | Elapsed      |
|--------|--------------|--------------|----------|----------|---------|--------------|--------|--------------|--------------|----------|----------|---------|--------------|
| 1      | 11:03:05.000 | 11:01:34.847 | 53.945   | 36.208   | 64.4    | 11:03:05.000 | 1      | 11:02:40.266 | 11:01:07.127 | 54.199   | 38.940   | 52.0    | 11:02:40.266 |
| 2      | 2:05.029     | 46.933       | 44.870   | 33.226   | 186.5   | 11:05:10.029 | 2      | 2:28.892     | 53.210       | 53.934   | 41.748   | 155.1   | 11:05:09.158 |
| 3      | 2:06.790     | 46.386       | 45.579   | 34.825   | 176.7   | 11:07:16.819 | 3      | 2:22.074     | 55.428       | 48.232   | 38.414   | 106.8   | 11:07:31.232 |
| 4      | 1:58.338     | 45.236       | 40.282   | 32.820   | 188.1   | 11:09:15.157 | 4      | 2:19.273     | 52.312       | 48.473   | 38.488   | 152.7   | 11:09:50.505 |
| 5      | 2:23.362 P   | 48.825       | 47.997   | 46.540   | 177.0   | 11:11:38.519 | 5      | 2:18.340     | 52.114       | 48.067   | 38.159   | 152.7   | 11:12:08.845 |
| 6      | 3:51.421     | 2:32.981     | 45.257   | 33.183   | 78.2    | 11:15:29.940 | 6      | 2:18.374     | 51.762       | 47.851   | 38.761   | 156.0   | 11:14:27.219 |
| 7      | 1:58.241     | 45.172       | 40.324   | 32.745   | 187.8   | 11:17:28.181 | 7      | 2:17.890     | 52.040       | 47.816   | 38.034   | 155.3   | 11:16:45.109 |
| 8      | 2:06.874     | 53.056       | 41.069   | 32.749   | 158.5   | 11:19:35.055 | 8      | 2:17.961     | 51.827       | 48.026   | 38.108   | 156.5   | 11:19:03.070 |
| 9      | 2:43.377 P   | 54.278       | 54.069   | 55.030   | 188.1   | 11:22:18.432 | 9      | 2:23.470     | 52.178       | 47.952   | 43.340   | 152.7   | 11:21:26.540 |
|        |              |              |          |          |         |              | 10     | 2:55.312 P   | 58.531       | 59.881   | 56.900   | 124.8   | 11:24:21.852 |



### Circuito de Madrid Jarama - RACE

División 1

Entrenamiento cronometrado

Tiempos Por Vuelta

|           |                   |                    |                      |                      |             |
|-----------|-------------------|--------------------|----------------------|----------------------|-------------|
| <b>24</b> | Iván López Gómez  | SUZUKI SWIFT SPORT | <b>29</b>            | Ruben Gonzalez Checa | TOYOTA AYGO |
| 2         | CLUB JARAMA SPORT | CKV                | C.D.E. ULTIMA VUELTA |                      |             |

| Vta. D | Tiempo       | Sector 1     | Sector 2 | Sector 3 | V. Max. | Elapsed      | Vta. D | Tiempo       | Sector 1     | Sector 2 | Sector 3 | V. Max. | Elapsed      |
|--------|--------------|--------------|----------|----------|---------|--------------|--------|--------------|--------------|----------|----------|---------|--------------|
| 1      | 11:02:42.868 | 11:01:19.527 | 45.414   | 37.927   | 77.3    | 11:02:42.868 | 1      | 11:03:11.519 | 11:01:40.682 | 51.725   | 39.112   | 69.0    | 11:03:11.519 |
| 2      | 2:12.487     | 50.723       | 44.980   | 36.784   | 162.4   | 11:04:55.355 | 2      | 2:21.583     | 55.770       | 47.675   | 38.138   | 139.8   | 11:05:33.102 |
| 3      | 2:09.362     | 49.008       | 44.409   | 35.945   | 166.1   | 11:07:04.717 | 3      | 2:18.289     | 52.160       | 48.020   | 38.109   | 156.0   | 11:07:51.391 |
| 4      | 2:10.612     | 49.381       | 44.884   | 36.347   | 167.9   | 11:09:15.329 | 4      | 2:38.173 P   | 54.599       | 49.043   | 54.531   | 155.8   | 11:10:29.564 |
| 5      | 2:10.674     | 50.347       | 43.551   | 36.776   | 170.3   | 11:11:26.003 | 5      | 5:28.234     | 3:58.887     | 50.094   | 39.253   | 69.4    | 11:15:57.798 |
| 6      | 2:18.047 P   | 49.152       | 43.957   | 44.938   | 168.2   | 11:13:44.050 | 6      | 2:18.621     | 52.554       | 47.919   | 38.148   | 151.8   | 11:18:16.419 |
| 7      | 4:06.984     | 2:47.627     | 43.714   | 35.643   | 82.3    | 11:17:51.034 | 7      | 2:18.503     | 52.541       | 47.922   | 38.040   | 151.8   | 11:20:34.922 |
| 8      | 2:07.741     | 48.839       | 43.620   | 35.282   | 168.2   | 11:19:58.775 | 8      | 2:55.018 P   | 59.699       | 1:00.568 | 54.751   | 128.4   | 11:23:29.940 |
| 9      | 2:07.242     | 48.652       | 43.085   | 35.505   | 167.9   | 11:22:06.017 |        |              |              |          |          |         |              |
| 10     | 2:52.677 P   | 1:00.763     | 55.354   | 56.560   | 119.0   | 11:24:58.694 |        |              |              |          |          |         |              |

|           |                            |                |                  |                         |             |
|-----------|----------------------------|----------------|------------------|-------------------------|-------------|
| <b>25</b> | Guillermo Del Moral Garcia | HYUNDAI ACCENT | <b>30</b>        | Francisco Lopez-Linares | TOYOTA AYGO |
| 2         | CLUB JARAMA SPORT          | CKV            | ESCUDERIA CENTRO |                         |             |

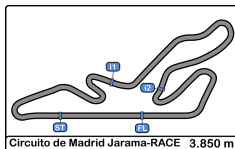
| Vta. D | Tiempo       | Sector 1     | Sector 2 | Sector 3 | V. Max. | Elapsed      | Vta. D | Tiempo       | Sector 1     | Sector 2 | Sector 3 | V. Max. | Elapsed      |
|--------|--------------|--------------|----------|----------|---------|--------------|--------|--------------|--------------|----------|----------|---------|--------------|
| 1      | 11:02:50.112 | 11:01:28.494 | 45.865   | 35.753   | 82.5    | 11:02:50.112 | 1      | 11:02:56.680 | 11:01:22.517 | 54.292   | 39.871   | 65.0    | 11:02:56.680 |
| 2      | 2:07.234     | 48.699       | 43.736   | 34.799   | 173.0   | 11:04:57.346 | 2      | 2:20.359     | 53.011       | 48.120   | 39.228   | 154.9   | 11:05:17.039 |
| 3      | 2:05.308     | 47.791       | 42.703   | 34.814   | 174.4   | 11:07:02.654 | 3      | 2:19.739     | 52.732       | 48.221   | 38.786   | 154.9   | 11:07:36.778 |
| 4      | 2:29.275 P   | 53.199       | 48.709   | 47.367   | 160.2   | 11:09:31.929 | 4      | 2:22.372     | 54.687       | 48.514   | 39.171   | 152.5   | 11:09:59.150 |
| 5      | 4:59.047     | 3:38.329     | 45.307   | 35.411   | 76.8    | 11:14:30.976 | 5      | 2:20.367     | 52.637       | 48.483   | 39.247   | 153.8   | 11:12:19.517 |
| 6      | 2:07.266     | 48.680       | 43.796   | 34.790   | 171.7   | 11:16:38.242 | 6      | 2:20.153     | 52.633       | 48.121   | 39.399   | 151.2   | 11:14:39.670 |
| 7      | 2:05.265     | 47.852       | 42.572   | 34.841   | 172.8   | 11:18:43.507 | 7      | 2:19.834     | 52.840       | 48.133   | 38.861   | 151.8   | 11:16:59.504 |
| 8      | 2:04.714     | 47.554       | 42.210   | 34.950   | 172.8   | 11:20:48.221 | 8      | 2:20.593     | 52.602       |          | 2:59.454 | 153.6   | 11:19:20.097 |
| 9      | 2:58.363 P   | 1:00.793     | 1:00.680 | 56.890   | 107.7   | 11:23:46.584 | 9      | 2:20.246     | 52.324       | 48.351   | 39.571   | 151.8   | 11:21:40.343 |
| 10     |              |              |          |          |         |              | 10     | 2:48.576 P   | 54.436       | 57.166   | 56.974   | 151.4   | 11:24:28.919 |

|           |                      |              |                  |                         |             |
|-----------|----------------------|--------------|------------------|-------------------------|-------------|
| <b>26</b> | Angel Lafuente Lopez | BMW E36 325i | <b>33</b>        | José Luis Salas Garrido | TOYOTA AYGO |
| EN-3      | VSR eSports          | CKV          | ESCUDERIA CENTRO |                         |             |

| Vta. D | Tiempo       | Sector 1     | Sector 2 | Sector 3 | V. Max. | Elapsed      | Vta. D | Tiempo       | Sector 1     | Sector 2 | Sector 3 | V. Max. | Elapsed      |
|--------|--------------|--------------|----------|----------|---------|--------------|--------|--------------|--------------|----------|----------|---------|--------------|
| 1      | 11:03:11.901 | 11:01:51.295 | 47.032   | 33.574   | 75.8    | 11:03:11.901 | 1      | 11:02:42.660 | 11:01:11.547 | 51.688   | 39.425   | 65.4    | 11:02:42.660 |
| 2      | 2:00.629     | 45.570       | 41.211   | 33.848   | 180.3   | 11:05:12.530 | 2      | 2:19.933     | 52.909       | 48.371   | 38.653   | 155.8   | 11:05:02.593 |
| 3      | 2:00.106     | 45.766       | 41.317   | 33.023   | 183.9   | 11:07:12.636 | 3      | 2:20.376     | 52.976       | 48.180   | 39.220   | 154.5   | 11:07:22.969 |
| 4      | 1:57.707     | 45.270       | 39.820   | 32.617   | 193.8   | 11:09:10.343 | 4      | 2:19.170     | 52.605       | 48.090   | 38.475   | 155.3   | 11:09:42.139 |
| 5      | 1:57.347     | 44.947       | 39.758   | 32.642   | 189.4   | 11:11:07.690 | 5      | 2:19.854     | 52.822       | 48.088   | 38.944   | 154.9   | 11:12:01.993 |
| 6      | 1:57.507     | 44.898       | 39.690   | 32.919   | 196.0   | 11:13:05.197 | 6      | 2:20.844     | 52.664       | 48.727   | 39.453   | 155.6   | 11:14:22.837 |
| 7      | 1:57.269     | 44.917       | 39.467   | 32.885   | 196.0   | 11:15:02.466 | 7      | 2:20.325     | 53.256       | 48.719   | 38.350   | 152.3   | 11:16:43.162 |
| 8      | 2:07.978 P   | 44.923       | 39.457   | 43.598   | 198.8   | 11:17:10.444 | 8      | 2:20.845     | 52.860       | 49.403   | 38.582   | 152.5   | 11:19:04.007 |
|        |              |              |          |          |         |              | 9      | 2:18.644     | 52.089       | 47.824   | 38.731   | 154.9   | 11:21:22.651 |
|        |              |              |          |          |         |              | 10     | 2:54.172 P   | 1:00.430     | 59.038   | 54.704   | 128.1   | 11:24:16.823 |

|           |                         |                  |             |                          |             |
|-----------|-------------------------|------------------|-------------|--------------------------|-------------|
| <b>27</b> | Victor Garrido Gonzalez | SUZUKI SWIFT CUP | <b>39</b>   | Javier Parrilla Gonzalez | TOYOTA AYGO |
| 2         | CLUB JARAMA SPORT       | CKV              | EFICAR TEAM |                          |             |

| Vta. D | Tiempo       | Sector 1     | Sector 2 | Sector 3 | V. Max. | Elapsed      | Vta. D | Tiempo       | Sector 1     | Sector 2 | Sector 3 | V. Max. | Elapsed      |
|--------|--------------|--------------|----------|----------|---------|--------------|--------|--------------|--------------|----------|----------|---------|--------------|
| 1      | 11:02:54.429 | 11:01:24.876 | 51.068   | 38.485   | 70.1    | 11:02:54.429 | 1      | 11:03:10.037 | 11:01:41.585 | 49.730   | 38.722   | 65.6    | 11:03:10.037 |
| 2      | 2:13.673     | 50.375       | 44.373   | 38.925   | 155.6   | 11:05:08.102 | 2      | 2:22.289     | 56.293       | 47.751   | 38.245   | 141.5   | 11:05:32.326 |
| 3      | 2:13.130     | 51.017       | 45.582   | 36.531   | 160.0   | 11:07:21.232 | 3      | 2:18.560     | 52.526       | 47.835   | 38.199   | 155.1   | 11:07:50.886 |
| 4      | 2:08.477     | 49.021       | 43.730   | 35.726   | 162.8   | 11:09:29.709 | 4      | 2:18.025     | 51.812       | 47.924   | 38.289   | 154.5   | 11:10:08.911 |
| 5      | 2:07.997     | 48.750       | 43.845   | 35.402   | 165.8   | 11:11:37.706 | 5      | 2:19.830     | 52.068       | 48.840   | 38.922   | 154.0   | 11:12:28.741 |
| 6      | 2:29.448 P   | 52.305       | 48.108   | 49.035   | 153.1   | 11:14:07.154 | 6      | 2:18.645     | 52.137       |          | 2:57.567 | 153.4   | 11:14:47.386 |
| 7      | 3:45.314     | 2:24.255     | 45.330   | 35.729   | 71.6    | 11:17:52.468 | 7      | 2:19.075     | 52.760       | 47.857   | 38.458   | 153.1   | 11:17:06.461 |
| 8      | 2:07.478     | 48.654       | 43.342   | 35.482   | 165.1   | 11:19:59.946 | 8      | 2:20.247     | 53.095       | 48.469   | 38.683   | 153.4   | 11:19:26.708 |
| 9      | 2:33.288 P   | 51.887       | 51.141   | 50.260   | 164.8   | 11:22:33.234 | 9      | 2:18.344     | 52.136       | 47.721   | 38.487   | 155.8   | 11:21:45.052 |
|        |              |              |          |          |         |              | 10     | 2:46.857 P   | 54.996       | 53.031   | 58.830   | 131.7   | 11:24:31.909 |



### Circuito de Madrid Jarama - RACE

División 1

Entrenamiento cronometrado

Tiempos Por Vuelta

|           |                         |                 |           |                       |             |
|-----------|-------------------------|-----------------|-----------|-----------------------|-------------|
| <b>43</b> | Christian Garcia Garcia | HONDA CIVIC 1.6 | <b>49</b> | Javier Conejero Gines | TOYOTA AYGO |
|           | 3                       | EFICAR TEAM     |           | 2                     | CHEFO SPORT |

| Vta. D | Tiempo          | Sector 1      | Sector 2      | Sector 3      | V. Max. | Elapsed      | Vta. D | Tiempo       | Sector 1     | Sector 2 | Sector 3      | V. Max. | Elapsed      |
|--------|-----------------|---------------|---------------|---------------|---------|--------------|--------|--------------|--------------|----------|---------------|---------|--------------|
| 1      | 11:04:32.168    | 11:03:18.893  | 40.153        | 33.122        | 91.5    | 11:04:32.168 | 1      | 11:02:37.157 | 11:01:08.013 | 49.376   | 39.768        | 50.4    | 11:02:37.157 |
| 2      | 1:58.802        | 45.646        | 40.014        | 33.142        | 180.3   | 11:06:30.970 | 2      | 2:22.881     | 55.595       | 48.293   | 38.993        | 150.0   | 11:05:00.038 |
| 3      | 1:58.561        | 45.693        | 40.089        | 32.779        | 177.0   | 11:08:29.531 | 3      | 2:21.404     | 52.845       | 48.269   | 40.290        | 152.3   | 11:07:21.442 |
| 4      | 1:58.435        | 45.315        | 39.814        | 33.306        | 182.4   | 11:10:27.966 | 4      | 2:19.923     | 52.917       | 48.239   | 38.767        | 152.1   | 11:09:41.365 |
| 5      | 2:12.243 P      | <b>45.104</b> | 41.556        | 45.583        | 187.1   | 11:12:40.209 | 5      | 2:20.117     | 53.240       | 48.080   | 38.797        | 150.8   | 11:12:01.482 |
| 6      | 3:22.448        | 2:09.804      | 39.945        | <b>32.699</b> | 95.4    | 11:16:02.657 | 6      | 2:21.535     | 53.004       | 49.425   | 39.106        | 151.6   | 11:14:23.017 |
| 7      | <b>1:57.794</b> | 45.397        | <b>39.562</b> | 32.835        | 180.9   | 11:18:00.451 | 7      | 2:21.358     | 53.700       | 49.164   | <b>38.494</b> | 151.6   | 11:16:44.375 |
| 8      | 2:27.629 P      | 45.393        | 47.097        | 55.139        | 181.5   | 11:20:28.080 | 8      | 2:20.635     | 53.368       | 48.495   | 38.772        | 152.7   | 11:19:05.010 |

|           |                         |               |  |  |  |
|-----------|-------------------------|---------------|--|--|--|
| <b>45</b> | Guillermo Paz De Sierra | TOYOTA AYGO   |  |  |  |
|           | CKV                     | RASANTE SPORT |  |  |  |

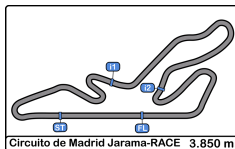
| Vta. D | Tiempo          | Sector 1      | Sector 2      | Sector 3      | V. Max. | Elapsed      |
|--------|-----------------|---------------|---------------|---------------|---------|--------------|
| 1      | 11:02:59.099    | 11:01:27.468  | 51.094        | 40.537        | 70.6    | 11:02:59.099 |
| 2      | 2:23.938        | 54.944        | 49.811        | 39.183        | 153.6   | 11:05:23.037 |
| 3      | 2:22.091        | 53.883        | 49.135        | 39.073        | 155.1   | 11:07:45.128 |
| 4      | 2:21.560        | 53.486        | 49.205        | 38.869        | 151.2   | 11:10:06.688 |
| 5      | 2:22.815        | 53.244        | 49.277        | 40.294        | 151.6   | 11:12:29.503 |
| 6      | 2:21.388        | 53.265        | 48.963        | 39.160        | 151.8   | 11:14:50.891 |
| 7      | 2:20.684        | 53.258        | <b>48.441</b> | 38.985        | 154.2   | 11:17:11.575 |
| 8      | <b>2:20.664</b> | <b>53.168</b> | 48.863        | <b>38.633</b> | 153.8   | 11:19:32.239 |
| 9      | 2:21.223        | 53.684        | 48.769        | 38.770        | 152.3   | 11:21:53.462 |
| 10     | 2:45.068 P      | 54.307        | 59.271        | 51.490        | 151.6   | 11:24:38.530 |

|           |                       |                   |
|-----------|-----------------------|-------------------|
| <b>46</b> | Deogracias Milan Cano | CITROEN SAXO VTS  |
|           | JRS                   | CLUB JARAMA SPORT |

| Vta. D | Tiempo          | Sector 1      | Sector 2      | Sector 3      | V. Max. | Elapsed      |
|--------|-----------------|---------------|---------------|---------------|---------|--------------|
| 1      | 11:02:59.918    | 11:01:30.497  | 49.208        | 40.213        | 68.8    | 11:02:59.918 |
| 2      | 2:18.224        | 52.745        | 45.804        | 39.675        | 146.5   | 11:05:18.142 |
| 3      | 2:46.296        | 58.719        | 1:06.823      | 40.754        | 127.5   | 11:08:04.438 |
| 4      | 2:10.241        | 49.861        | 44.039        | 36.341        | 172.5   | 11:10:14.679 |
| 5      | 2:09.524        | 49.308        | 44.114        | 36.102        | 173.0   | 11:12:24.203 |
| 6      | <b>2:08.256</b> | <b>48.832</b> | <b>43.546</b> | <b>35.878</b> | 174.1   | 11:14:32.459 |
| 7      | 2:12.442        | 48.942        | 46.660        | 36.840        | 177.0   | 11:16:44.901 |
| 8      | 2:09.131        | 49.284        | 43.848        | 35.999        | 171.9   | 11:18:54.032 |
| 9      | 2:09.204        | 48.881        | 44.068        | 36.255        | 173.3   | 11:21:03.236 |
| 10     | 2:54.702 P      | 55.853        | 1:00.345      | 58.504        | 142.8   | 11:23:57.938 |

|           |                    |                         |
|-----------|--------------------|-------------------------|
| <b>47</b> | Samuel Gomez Gomez | TOYOTA AYGO             |
|           | CKV                | MOTORISMO MAGAZINE S.L. |

| Vta. D | Tiempo          | Sector 1      | Sector 2      | Sector 3      | V. Max. | Elapsed      |
|--------|-----------------|---------------|---------------|---------------|---------|--------------|
| 1      | 11:02:46.372    | 11:01:18.812  | 48.801        | 38.759        | 68.7    | 11:02:46.372 |
| 2      | 2:22.254        | 52.404        | 49.096        | 40.754        | 153.4   | 11:05:08.626 |
| 3      | 2:19.779        | 52.894        | 48.384        | <b>38.501</b> | 154.7   | 11:07:28.405 |
| 4      | 2:19.547        | 52.643        | 48.217        | 38.687        | 152.7   | 11:09:47.952 |
| 5      | 2:19.788        | 52.475        | 48.707        | 38.606        | 151.0   | 11:12:07.740 |
| 6      | <b>2:19.013</b> | 52.401        | 48.085        | 38.527        | 153.6   | 11:14:26.753 |
| 7      | 2:20.641        | 52.947        | 48.741        | 38.953        | 151.2   | 11:16:47.394 |
| 8      | 2:19.364        | <b>52.254</b> | 48.313        | 38.797        | 153.1   | 11:19:06.758 |
| 9      | 2:19.031        | 52.329        | <b>48.010</b> | 38.692        | 153.6   | 11:21:25.789 |
| 10     | 2:53.730 P      | 57.899        | 59.424        | 56.407        | 152.7   | 11:24:19.519 |



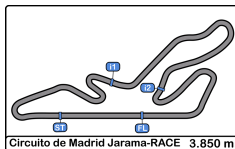
## Circuito de Madrid Jarama - RACE

### División 1

### Entrenamiento cronometrado

### Mejores Sectores

| Sector - 1 |    |                                 | Sector - 2 |    |                                 | Sector - 3 |    |                                 | Vuelta Ideal vs Mejor Vuelta |      |    |                                 |            |            |      |
|------------|----|---------------------------------|------------|----|---------------------------------|------------|----|---------------------------------|------------------------------|------|----|---------------------------------|------------|------------|------|
| Clas       | Nº | Piloto                          | Tiempo     | Nº | Piloto                          | Tiempo     | Nº | Piloto                          | Tiempo                       | Clas | Nº | Piloto                          | Vta. Ideal | Mejor Vta. | Clas |
| 1          | 5  | Vilanova Capón - Vilanova Capón | 44.342     | 5  | Vilanova Capón - Vilanova Capón | 39.293     | 5  | Vilanova Capón - Vilanova Capón | 32.362                       | 1    | 5  | Vilanova Capón - Vilanova Capón | 1:55.997   | 1:55.997   | 1    |
| 2          | 26 | Ángel Lafuente Lopez            | 44.898     | 15 | Oscar Auñón Fernandez           | 39.316     | 26 | Ángel Lafuente Lopez            | 32.617                       | 2    | 26 | Ángel Lafuente Lopez            | 1:56.972   | 1:57.269   | 2    |
| 3          | 16 | Eduardo Alonso De Pablo         | 44.931     | 26 | Ángel Lafuente Lopez            | 39.457     | 15 | Oscar Auñón Fernandez           | 32.686                       | 3    | 15 | Oscar Auñón Fernandez           | 1:57.179   | 1:57.273   | 3    |
| 4          | 43 | Christian García García         | 45.104     | 43 | Christian García García         | 39.562     | 43 | Christian García García         | 32.699                       | 4    | 43 | Christian García García         | 1:57.365   | 1:57.794   | 4    |
| 5          | 19 | Adrián Martín Abrales           | 45.172     | 16 | Eduardo Alonso De Pablo         | 40.061     | 19 | Adrián Martín Abrales           | 32.745                       | 5    | 19 | Adrián Martín Abrales           | 1:58.199   | 1:58.241   | 5    |
| 6          | 15 | Oscar Auñón Fernandez           | 45.177     | 19 | Adrián Martín Abrales           | 40.282     | 9  | Santiago Castilla Salinero      | 32.888                       | 6    | 16 | Eduardo Alonso De Pablo         | 1:58.383   | 1:59.578   | 7    |
| 7          | 9  | Santiago Castilla Salinero      | 45.185     | 12 | Jorge Vila Sainz                | 40.563     | 16 | Eduardo Alonso De Pablo         | 33.391                       | 7    | 9  | Santiago Castilla Salinero      | 1:58.876   | 1:59.702   | 8    |
| 8          | 12 | Jorge Vila Sainz                | 45.398     | 4  | Escolar Alvarez - Vígara Tena   | 40.637     | 12 | Jorge Vila Sainz                | 33.449                       | 8    | 12 | Jorge Vila Sainz                | 1:59.410   | 1:59.547   | 6    |
| 9          | 7  | Jaime Cela Talavera             | 45.674     | 9  | Santiago Castilla Salinero      | 40.803     | 4  | Escolar Alvarez - Vígara Tena   | 33.703                       | 9    | 7  | Jaime Cela Talavera             | 2:00.324   | 2:00.421   | 9    |
| 10         | 4  | Escolar Alvarez - Vígara Tena   | 46.225     | 7  | Jaime Cela Talavera             | 40.824     | 7  | Jaime Cela Talavera             | 33.826                       | 10   | 4  | Escolar Alvarez - Vígara Tena   | 2:00.565   | 2:00.709   | 10   |
| 11         | 25 | Guillermo Del Moral García      | 47.554     | 25 | Guillermo Del Moral García      | 42.210     | 25 | Guillermo Del Moral García      | 34.790                       | 11   | 25 | Guillermo Del Moral García      | 2:04.554   | 2:04.714   | 11   |
| 12         | 14 | Agustín Arce Pi                 | 47.853     | 14 | Agustín Arce Pi                 | 42.645     | 14 | Agustín Arce Pi                 | 35.260                       | 12   | 14 | Agustín Arce Pi                 | 2:05.758   | 2:05.917   | 12   |
| 13         | 6  | Francisco Comendador Díaz       | 48.179     | 24 | Iván López Gómez                | 43.085     | 24 | Iván López Gómez                | 35.282                       | 13   | 24 | Iván López Gómez                | 2:07.019   | 2:07.242   | 13   |
| 14         | 13 | Roberto F. Moreno Cortes        | 48.360     | 6  | Francisco Comendador Díaz       | 43.257     | 27 | Victor Garrido Gonzalez         | 35.402                       | 14   | 6  | Francisco Comendador Díaz       | 2:07.301   | 2:07.399   | 14   |
| 15         | 22 | Javier Fraile Gonzalez          | 48.405     | 27 | Victor Garrido Gonzalez         | 43.342     | 13 | Roberto F. Moreno Cortes        | 35.538                       | 15   | 27 | Victor Garrido Gonzalez         | 2:07.398   | 2:07.478   | 15   |
| 16         | 24 | Iván López Gómez                | 48.652     | 22 | Javier Fraile Gonzalez          | 43.425     | 22 | Javier Fraile Gonzalez          | 35.754                       | 16   | 13 | Roberto F. Moreno Cortes        | 2:07.461   | 2:07.896   | 16   |
| 17         | 27 | Victor Garrido Gonzalez         | 48.654     | 46 | Deogracias Milan Cano           | 43.546     | 6  | Francisco Comendador Díaz       | 35.865                       | 17   | 22 | Javier Fraile Gonzalez          | 2:07.584   | 2:08.090   | 17   |
| 18         | 46 | Deogracias Milan Cano           | 48.832     | 13 | Roberto F. Moreno Cortes        | 43.563     | 46 | Deogracias Milan Cano           | 35.878                       | 18   | 46 | Deogracias Milan Cano           | 2:08.256   | 2:08.256   | 18   |
| 19         | 23 | Miguel Gonzalez Manzaneque      | 51.762     | 20 | Sergio Casalins Martínez        | 47.605     | 20 | Sergio Casalins Martínez        | 37.922                       | 19   | 23 | Miguel Gonzalez Manzaneque      | 2:17.612   | 2:17.890   | 20   |
| 20         | 39 | Javier Parrilla Gonzalez        | 51.812     | 29 | Ruben Gonzalez Checa            | 47.675     | 23 | Miguel Gonzalez Manzaneque      | 38.034                       | 20   | 20 | Sergio Casalins Martínez        | 2:17.673   | 2:17.779   | 19   |
| 21         | 21 | Daniel Losada Iglesias          | 52.087     | 39 | Javier Parrilla Gonzalez        | 47.721     | 29 | Ruben Gonzalez Checa            | 38.040                       | 21   | 39 | Javier Parrilla Gonzalez        | 2:17.732   | 2:18.025   | 21   |
| 22         | 33 | José Luis Salas Garrido         | 52.089     | 21 | Daniel Losada Iglesias          | 47.814     | 39 | Javier Parrilla Gonzalez        | 38.199                       | 22   | 29 | Ruben Gonzalez Checa            | 2:17.875   | 2:18.289   | 22   |
| 23         | 20 | Sergio Casalins Martínez        | 52.146     | 23 | Miguel Gonzalez Manzaneque      | 47.816     | 21 | Daniel Losada Iglesias          | 38.277                       | 23   | 21 | Daniel Losada Iglesias          | 2:18.178   | 2:18.430   | 23   |
| 24         | 29 | Ruben Gonzalez Checa            | 52.160     | 33 | José Luis Salas Garrido         | 47.824     | 33 | José Luis Salas Garrido         | 38.350                       | 24   | 33 | José Luis Salas Garrido         | 2:18.263   | 2:18.644   | 24   |
| 25         | 47 | Samuel Gomez Gomez              | 52.254     | 49 | Javier Conejero Gines           | 47.883     | 49 | Javier Conejero Gines           | 38.494                       | 25   | 47 | Samuel Gomez Gomez              | 2:18.765   | 2:19.013   | 25   |
| 26         | 30 | Francisco Lopez-Linares         | 52.324     | 47 | Samuel Gomez Gomez              | 48.010     | 47 | Samuel Gomez Gomez              | 38.501                       | 26   | 49 | Javier Conejero Gines           | 2:19.059   | 2:19.234   | 26   |
| 27         | 49 | Javier Conejero Gines           | 52.682     | 30 | Francisco Lopez-Linares         | 48.120     | 45 | Guillermo Paz De Sierra         | 38.633                       | 27   | 30 | Francisco Lopez-Linares         | 2:19.230   | 2:19.739   | 27   |
| 28         | 45 | Guillermo Paz De Sierra         | 53.168     | 45 | Guillermo Paz De Sierra         | 48.441     | 30 | Francisco Lopez-Linares         | 38.786                       | 28   | 45 | Guillermo Paz De Sierra         | 2:20.242   | 2:20.664   | 28   |
| 29         | 17 | Martín Cortes Gabin             | 53.733     | 17 | Martín Cortes Gabin             | 49.546     | 17 | Martín Cortes Gabin             | 39.442                       | 29   | 17 | Martín Cortes Gabin             | 2:22.721   | 2:23.459   | 29   |



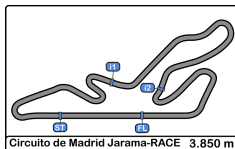
## Circuito de Madrid Jarama - RACE

### División 1

### Entrenamiento cronometrado

### 5 Mejores Tiempos

| Clas | Nº | Piloto                          | Concursante                                     | Vehiculo              | Cat  | Mejor 1  |      | Mejor 2  |      | Mejor 3  |      | Mejor 4  |      | Mejor 5  |      |
|------|----|---------------------------------|---|-----------------------|------|----------|------|----------|------|----------|------|----------|------|----------|------|
|      |    |                                 |   |                       |      | Tiempo   | Vta. | Tiempo   | Vta. | Tiempo   | Vta. | Tiempo   | Vta. | Tiempo   | Vta. |
| 1    | 5  | Vitorino Capón - Vitorino Capón | VSR eSports                                     | BMW E36 325i          | EN-3 | 1:55.997 | 4    | 1:59.812 | 2    | 2:01.273 | 3    | 2:02.271 | 5    | 2:18.268 | 6    |
| 2    | 26 | Angel Lafuente Lopez            | VSR eSports                                     | BMW E36 325i          | EN-3 | 1:57.269 | 7    | 1:57.347 | 5    | 1:57.507 | 6    | 1:57.707 | 4    | 2:00.106 | 3    |
| 3    | 15 | Oscar Aufon Fernandez           | VSR eSports                                     | BMW E36 325i          | EN-3 | 1:57.273 | 5    | 1:58.340 | 7    | 1:58.635 | 4    | 1:58.809 | 8    | 1:59.074 | 6    |
| 4    | 43 | Christian Garcia Garcia         | EFICAR TEAM                                     | HONDA CIVIC 1.6       | 3    | 1:57.794 | 7    | 1:58.435 | 4    | 1:58.561 | 3    | 1:58.802 | 2    | 2:12.243 | 5    |
| 5    | 19 | Adrian Martin Abrales           | CLUB JARAMA SPORT                               | HYUNDAI GETZ 1.5 CRDi | 3    | 1:58.241 | 7    | 1:58.338 | 4    | 2:05.029 | 2    | 2:06.790 | 3    | 2:06.874 | 8    |
| 6    | 12 | Jorge Vila Sainz                | C.D.E. NACIONAL C.N.C.C. DE CARRERA DE CAMIONES | HYUNDAI GETZ 1.5 CRDi | 3    | 1:59.547 | 9    | 1:59.868 | 4    | 2:00.105 | 3    | 2:05.788 | 7    | 2:08.700 | 2    |
| 7    | 16 | Eduardo Alonso De Pablo         | R A C E   | HYUNDAI GETZ          | 3    | 1:59.578 | 2    | 2:08.063 | 3    | 4:42.404 | 4    | 12:16.25 | 5    |          |      |
| 8    | 9  | Santiago Castilla Salinero      | EFICAR TEAM                                     | HYUNDAI GETZ 1.5 CRDi | 3    | 1:59.702 | 5    | 2:02.576 | 4    | 2:07.544 | 2    | 2:07.578 | 8    | 2:14.862 | 6    |
| 9    | 7  | Jaime Cela Talavera             | RASANTE SPORT                                   | CITROEN SAXO 1.6      | 3    | 2:00.421 | 6    | 2:00.902 | 3    | 2:01.088 | 5    | 2:01.167 | 10   | 2:01.433 | 4    |
| 10   | 4  | Escobar Alvarez - Vigera Tena   | EFICAR TEAM                                     | BMW E36 325i          | EN-3 | 2:00.709 | 6    | 2:01.202 | 5    | 2:01.363 | 3    | 2:02.257 | 4    | 2:03.074 | 7    |
| 11   | 25 | Guillermo Del Moral Garcia      | CLUB JARAMA SPORT                               | HYUNDAI ACCENT        | 2    | 2:04.714 | 8    | 2:05.265 | 7    | 2:05.308 | 3    | 2:07.234 | 2    | 2:07.266 | 6    |
| 12   | 14 | Agustín Arce Pi                 | C.D.E. ULTIMA VUELTA                            | CITROEN SAXO VTS      | JRS  | 2:05.917 | 4    | 2:06.154 | 2    | 2:06.180 | 8    | 2:06.235 | 7    | 2:08.429 | 6    |
| 13   | 24 | Iván López Gómez                | CLUB JARAMA SPORT                               | SUZUKI SWIFT SPORT    | 2    | 2:07.242 | 9    | 2:07.741 | 8    | 2:09.362 | 3    | 2:10.612 | 4    | 2:10.674 | 5    |
| 14   | 6  | Francisco Comendador Diaz       | C.D.E. DEYSCOM SPORT                            | CITROEN SAXO VTS      | JRS  | 2:07.399 | 8    | 2:07.678 | 2    | 2:07.986 | 9    | 2:08.860 | 7    | 2:09.303 | 10   |
| 15   | 27 | Victor Garrido Gonzalez         | CLUB JARAMA SPORT                               | SUZUKI SWIFT CUP      | 2    | 2:07.478 | 8    | 2:07.997 | 5    | 2:08.477 | 4    | 2:13.130 | 3    | 2:13.673 | 2    |
| 16   | 13 | Roberto F. Moreno Cortes        | C.D.E. NACIONAL C.N.C.C. DE CARRERA DE CAMIONES | HYUNDAI GETZ 1.5 CRDi | 3    | 2:07.896 | 4    | 2:09.802 | 5    | 2:10.631 | 8    | 2:18.880 | 6    | 2:26.284 | 2    |
| 17   | 22 | Javier Fraile Gonzalez          | VSR eSports                                     | CITROEN SAXO VTS      | JRS  | 2:08.090 | 5    | 2:08.167 | 3    | 2:08.270 | 4    | 2:08.715 | 2    | 2:20.945 | 6    |
| 18   | 46 | Deogracias Milan Cano           | CLUB JARAMA SPORT                               | CITROEN SAXO VTS      | JRS  | 2:08.256 | 6    | 2:09.131 | 8    | 2:09.204 | 9    | 2:09.524 | 5    | 2:10.241 | 4    |
| 19   | 20 | Sergio Casalins Martinez        | MOTORISMO MAGAZINE S.L.                         | TOYOTA AYGO           | CKV  | 2:17.779 | 6    | 2:18.061 | 4    | 2:21.378 | 3    | 2:21.712 | 5    | 2:22.270 | 8    |
| 20   | 23 | Miguel Gonzalez Manzanque       | PARADINAS MOTORSPORT                            | TOYOTA AYGO           | CKV  | 2:17.890 | 7    | 2:17.961 | 8    | 2:18.340 | 5    | 2:18.374 | 6    | 2:19.273 | 4    |
| 21   | 39 | Javier Parrilla Gonzalez        | EFICAR TEAM                                     | TOYOTA AYGO           | 2    | 2:18.025 | 4    | 2:18.344 | 9    | 2:18.560 | 3    | 2:18.645 | 6    | 2:19.075 | 7    |
| 22   | 29 | Ruben Gonzalez Checa            | C.D.E. ULTIMA VUELTA                            | TOYOTA AYGO           | CKV  | 2:18.289 | 3    | 2:18.503 | 7    | 2:18.621 | 6    | 2:21.583 | 2    | 2:38.173 | 4    |
| 23   | 21 | Daniel Losada Iglesias          | MOTORISMO MAGAZINE S.L.                         | TOYOTA AYGO           | CKV  | 2:18.430 | 9    | 2:18.475 | 3    | 2:18.703 | 8    | 2:18.950 | 7    | 2:19.005 | 5    |
| 24   | 33 | José Luis Salas Garrido         | ESCUDERIA CENTRO                                | TOYOTA AYGO           | CKV  | 2:18.644 | 9    | 2:19.170 | 4    | 2:19.854 | 5    | 2:19.933 | 2    | 2:20.325 | 7    |
| 25   | 47 | Samuel Gomez Gomez              | MOTORISMO MAGAZINE S.L.                         | TOYOTA AYGO           | CKV  | 2:19.013 | 6    | 2:19.031 | 9    | 2:19.364 | 8    | 2:19.547 | 4    | 2:19.779 | 3    |
| 26   | 49 | Javier Conejero Gines           | CHEFO SPORT                                     | TOYOTA AYGO           | 2    | 2:19.234 | 9    | 2:19.923 | 4    | 2:20.117 | 5    | 2:20.635 | 8    | 2:21.358 | 7    |
| 27   | 30 | Francisco Lopez-Linares         | ESCUDERIA CENTRO                                | TOYOTA AYGO           | 2    | 2:19.739 | 3    | 2:19.834 | 7    | 2:20.153 | 6    | 2:20.246 | 9    | 2:20.359 | 2    |
| 28   | 45 | Guillermo Paz De Sierra         | RASANTE SPORT                                   | TOYOTA AYGO           | CKV  | 2:20.664 | 8    | 2:20.684 | 7    | 2:21.223 | 9    | 2:21.388 | 6    | 2:21.560 | 4    |
| 29   | 17 | Martín Cortes Gabin             | ESCUDERIA CENTRO                                | TOYOTA AYGO           | 2    | 2:23.459 | 7    | 2:23.590 | 8    | 2:23.640 | 5    | 2:23.960 | 2    | 2:24.819 | 6    |



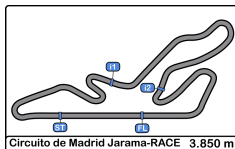
## Circuito de Madrid Jarama - RACE

### División 1

### Entrenamiento cronometrado

### 5 Mejores Velocidades

| Clas | Nº | Piloto                            | Concursante                                     | Vehiculo              | Cat  | Maxima 1 |      | Maxima 2 |      | Maxima 3 |      | Maxima 4 |      | Maxima 5 |      | Media |
|------|----|-----------------------------------|---|-----------------------|------|----------|------|----------|------|----------|------|----------|------|----------|------|-------|
|      |    |                                   |   |                       |      | Km/h     | Vta. | Km/h     | Vta. | Km/h     | Vta. | Km/h     | Vta. | Km/h     | Vta. |       |
| 1    | 26 | Angel Lafuente Lopez              | VSR eSports                                     | BMW E36 325i          | EN-3 | 198.8    | 8    | 196.0    | 6    | 196.0    | 7    | 193.8    | 4    | 189.4    | 5    | 194.8 |
| 2    | 5  | Vitoriano Capón - Vitoriano Capón | VSR eSports                                     | BMW E36 325i          | EN-3 | 194.2    | 2    | 193.2    | 4    | 187.8    | 6    | 173.6    | 3    | 167.9    | 5    | 183.3 |
| 3    | 7  | Jaime Cela Talavera               | RASANTE SPORT                                   | CITROEN SAXO 1.6      | 3    | 193.2    | 6    | 192.1    | 10   | 190.1    | 11   | 188.1    | 7    | 187.8    | 3    | 190.2 |
| 4    | 9  | Santiago Castilla Salinero        | EFICAR TEAM                                     | HYUNDAI GETZ 1.5 CRDi | 3    | 191.4    | 2    | 189.8    | 8    | 189.1    | 5    | 188.4    | 4    | 167.7    | 6    | 185.3 |
| 5    | 4  | Escolar Alvarez - Vigarra Tena    | EFICAR TEAM                                     | BMW E36 325i          | EN-3 | 191.1    | 6    | 190.4    | 4    | 189.4    | 7    | 188.1    | 3    | 179.7    | 5    | 187.7 |
| 6    | 16 | Eduardo Alonso De Pablo           | R A C E   | HYUNDAI GETZ          | 3    | 188.8    | 2    | 185.5    | 5    | 184.9    | 3    | 93.5     | 1    | 89.7     | 4    | 148.5 |
| 7    | 19 | Adrian Martin Abrales             | CLUB JARAMA SPORT                               | HYUNDAI GETZ 1.5 CRDi | 3    | 188.1    | 4    | 188.1    | 9    | 187.8    | 7    | 186.5    | 2    | 177.0    | 5    | 185.5 |
| 8    | 43 | Christian Garcia Garcia           | EFICAR TEAM                                     | HONDA CIVIC 1.6       | 3    | 187.1    | 5    | 182.4    | 4    | 181.5    | 8    | 180.9    | 7    | 180.3    | 2    | 182.4 |
| 9    | 15 | Oscar Añón Fernandez              | VSR eSports                                     | BMW E36 325i          | EN-3 | 185.8    | 5    | 184.9    | 6    | 182.7    | 8    | 180.6    | 7    | 178.5    | 4    | 182.5 |
| 10   | 12 | Jorge Vila Sainz                  | C.D.E. NACIONAL C.C.C.C. DE CARRERA DE CAMIONES | HYUNDAI GETZ 1.5 CRDi | 3    | 183.9    | 4    | 183.9    | 7    | 183.9    | 9    | 183.6    | 6    | 183.0    | 3    | 183.7 |
| 11   | 14 | Agustín Arce Pi                   | C.D.E. ULTIMA VUELTA                            | CITROEN SAXO VTS      | JRS  | 177.0    | 4    | 176.7    | 6    | 176.1    | 8    | 175.6    | 5    | 175.3    | 10   | 176.1 |
| 12   | 46 | Deogracias Milan Cano             | CLUB JARAMA SPORT                               | CITROEN SAXO VTS      | JRS  | 177.0    | 7    | 174.1    | 6    | 173.3    | 9    | 173.0    | 5    | 172.5    | 4    | 174.0 |
| 13   | 22 | Javier Fraile Gonzalez            | VSR eSports                                     | CITROEN SAXO VTS      | JRS  | 175.0    | 5    | 173.9    | 6    | 172.5    | 3    | 172.5    | 4    | 171.4    | 2    | 173.0 |
| 14   | 25 | Guillermo Del Moral Garcia        | CLUB JARAMA SPORT                               | HYUNDAI ACCENT        | 2    | 174.4    | 3    | 173.0    | 2    | 172.8    | 7    | 172.8    | 8    | 171.7    | 6    | 172.9 |
| 15   | 13 | Roberto F. Moreno Cortes          | C.D.E. NACIONAL C.C.C.C. DE CARRERA DE CAMIONES | HYUNDAI GETZ 1.5 CRDi | 3    | 173.3    | 6    | 173.0    | 5    | 169.2    | 4    | 161.6    | 2    | 157.6    | 8    | 167.0 |
| 16   | 6  | Francisco Comendador Diaz         | C.D.E. DEYSCOM SPORT                            | CITROEN SAXO VTS      | JRS  | 171.9    | 5    | 171.9    | 9    | 171.4    | 8    | 171.4    | 10   | 170.3    | 4    | 171.4 |
| 17   | 24 | Iván López Gómez                  | CLUB JARAMA SPORT                               | SUZUKI SWIFT SPORT    | 2    | 170.3    | 5    | 168.2    | 6    | 168.2    | 8    | 167.9    | 4    | 167.9    | 9    | 168.5 |
| 18   | 27 | Victor Garrido Gonzalez           | CLUB JARAMA SPORT                               | SUZUKI SWIFT CUP      | 2    | 165.8    | 5    | 165.1    | 8    | 164.8    | 9    | 162.8    | 4    | 160.0    | 3    | 163.7 |
| 19   | 23 | Miguel Gonzalez Manzanique        | PARADINAS MOTORSPORT                            | TOYOTA AYGO           | CKV  | 156.5    | 8    | 156.0    | 6    | 155.3    | 7    | 155.1    | 2    | 152.7    | 4    | 155.1 |
| 20   | 29 | Ruben Gonzalez Checa              | C.D.E. ULTIMA VUELTA                            | TOYOTA AYGO           | CKV  | 156.0    | 3    | 155.8    | 4    | 151.8    | 6    | 151.8    | 7    | 139.8    | 2    | 151.1 |
| 21   | 33 | José Luis Salas Garrido           | ESCUDERIA CENTRO                                | TOYOTA AYGO           | CKV  | 155.8    | 2    | 155.6    | 6    | 155.3    | 4    | 154.9    | 5    | 154.9    | 9    | 155.3 |
| 22   | 39 | Javier Parrilla Gonzalez          | EFICAR TEAM                                     | TOYOTA AYGO           | 2    | 155.8    | 9    | 155.1    | 3    | 154.5    | 4    | 154.0    | 5    | 153.4    | 6    | 154.5 |
| 23   | 20 | Sergio Casalins Martinez          | MOTORISMO MAGAZINE S.L.                         | TOYOTA AYGO           | CKV  | 155.1    | 3    | 154.7    | 2    | 154.7    | 4    | 154.7    | 5    | 154.7    | 8    | 154.8 |
| 24   | 45 | Guillermo Paz De Sierra           | RASANTE SPORT                                   | TOYOTA AYGO           | CKV  | 155.1    | 3    | 154.2    | 7    | 153.8    | 8    | 153.6    | 2    | 152.3    | 9    | 153.8 |
| 25   | 30 | Francisco Lopez-Linares           | ESCUDERIA CENTRO                                | TOYOTA AYGO           | 2    | 154.9    | 2    | 154.9    | 3    | 153.8    | 5    | 153.6    | 8    | 152.5    | 4    | 153.9 |
| 26   | 47 | Samuel Gomez Gomez                | MOTORISMO MAGAZINE S.L.                         | TOYOTA AYGO           | CKV  | 154.7    | 3    | 153.6    | 6    | 153.6    | 9    | 153.4    | 2    | 153.1    | 8    | 153.7 |
| 27   | 21 | Daniel Losada Iglesias            | MOTORISMO MAGAZINE S.L.                         | TOYOTA AYGO           | CKV  | 153.6    | 4    | 153.6    | 8    | 152.9    | 5    | 152.5    | 7    | 152.1    | 3    | 152.9 |
| 28   | 17 | Martin Cortes Gabin               | ESCUDERIA CENTRO                                | TOYOTA AYGO           | 2    | 153.4    | 2    | 152.9    | 7    | 152.3    | 3    | 151.6    | 8    | 151.4    | 4    | 152.3 |
| 29   | 49 | Javier Conejero Gines             | CHEFO SPORT                                     | TOYOTA AYGO           | 2    | 153.4    | 9    | 152.7    | 8    | 152.3    | 3    | 152.1    | 4    | 151.6    | 6    | 152.4 |



## Circuito de Madrid Jarama - RACE

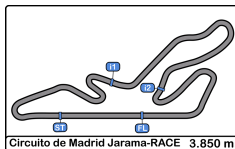
División 1

Entrenamiento cronometrado

Secuencia Vueltas Rápidas

| Vta | Hora Día     | T Sesion | Nº | Piloto                          | Concursante          | Vehiculo         | Cat  | Tiempo          | Km/h  |
|-----|--------------|----------|----|---------------------------------|----------------------|------------------|------|-----------------|-------|
| 2   | 11:04:30.982 | 4:30.982 | 6  | Francisco Comendador Diaz       | C.D.E DEYSCOM SPORT  | CITROEN SAXO VTS | JRS  | <b>2:07.678</b> | 108.5 |
| 2   | 11:04:40.788 | 4:40.788 | 14 | Agustin Arce Pi                 | C.D.E. ULTIMA VUELTA | CITROEN SAXO VTS | JRS  | <b>2:06.154</b> | 109.8 |
| 2   | 11:04:42.233 | 4:42.233 | 4  | Escolar Alvarez - Vigara Tena   | EFICAR TEAM          | BMW E36 325i     | EN-3 | <b>2:03.562</b> | 112.1 |
| 2   | 11:04:43.355 | 4:43.355 | 7  | Jaime Cela Talavera             | RASANTE SPORT        | CITROEN SAXO 1.6 | 3    | <b>2:03.173</b> | 112.5 |
| 2   | 11:05:12.530 | 5:12.530 | 26 | Angel Lafuente Lopez            | VSR eSports          | BMW E36 325i     | EN-3 | <b>2:00.629</b> | 114.8 |
| 2   | 11:05:13.212 | 5:13.212 | 5  | Vilanova Capde - Vilanova Capde | VSR eSports          | BMW E36 325i     | EN-3 | <b>1:59.812</b> | 115.6 |
| 2   | 11:05:16.483 | 5:16.483 | 16 | Eduardo Alonso De Pablo         | R A C E              | HYUNDAI GETZ     | 3    | <b>1:59.578</b> | 115.9 |
| 2   | 11:06:30.970 | 6:30.970 | 43 | Christian Garcia Garcia         | EFICAR TEAM          | HONDA CIVIC 1.6  | 3    | <b>1:58.802</b> | 116.6 |
| 3   | 11:08:29.531 | 8:29.531 | 43 | Christian Garcia Garcia         | EFICAR TEAM          | HONDA CIVIC 1.6  | 3    | <b>1:58.561</b> | 116.9 |
| 4   | 11:09:10.343 | 9:10.343 | 26 | Angel Lafuente Lopez            | VSR eSports          | BMW E36 325i     | EN-3 | <b>1:57.707</b> | 117.7 |
| 4   | 11:09:10.482 | 9:10.482 | 5  | Vilanova Capde - Vilanova Capde | VSR eSports          | BMW E36 325i     | EN-3 | <b>1:55.997</b> | 119.4 |





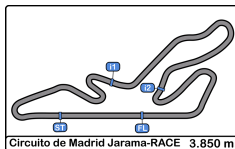
## Circuito de Madrid Jarama - RACE

### División 1

### Entrenamiento cronometrado

### Mejor Máxima Velocidad del Evento

| Cls | Nº | Piloto                          | Concursante                                    | Vehiculo              | Cat  | Km/h  | Sesión                     |
|-----|----|---------------------------------|--|-----------------------|------|-------|----------------------------|
| 1   | 26 | Angel Lafuente Lopez            | VSR eSports                                    | BMW E36 325i          | EN-3 | 198.8 | Entrenamiento cronometrado |
| 2   | 5  | Vibiana Capelo - Vibiana Capelo | VSR eSports                                    | BMW E36 325i          | EN-3 | 194.2 | Entrenamiento cronometrado |
| 3   | 7  | Jaime Cela Talavera             | RASANTE SPORT                                  | CITROEN SAXO 1.6      | 3    | 193.2 | Entrenamiento cronometrado |
| 4   | 9  | Santiago Castilla Salinero      | EFICAR TEAM                                    | HYUNDAI GETZ 1.5 CRDi | 3    | 191.4 | Entrenamiento cronometrado |
| 5   | 4  | Escobar Alvarez - Vigarra Tena  | EFICAR TEAM                                    | BMW E36 325i          | EN-3 | 191.1 | Entrenamiento cronometrado |
| 6   | 16 | Eduardo Alonso De Pablo         | R A C E  | HYUNDAI GETZ          | 3    | 188.8 | Entrenamiento cronometrado |
| 7   | 19 | Adrian Martin Abraldes          | CLUB JARAMA SPORT                              | HYUNDAI GETZ 1.5 CRDi | 3    | 188.1 | Entrenamiento cronometrado |
| 8   | 43 | Christian Garcia Garcia         | EFICAR TEAM                                    | HONDA CIVIC 1.6       | 3    | 187.1 | Entrenamiento cronometrado |
| 9   | 15 | Oscar Aulion Fernandez          | VSR eSports                                    | BMW E36 325i          | EN-3 | 185.8 | Entrenamiento cronometrado |
| 10  | 12 | Jorge Vila Sainz                | C.D.E. NACIONAL - CIRC. DE CARRERA DE CARBONES | HYUNDAI GETZ 1.5 CRDi | 3    | 184.9 | Entrenamiento Libre        |
| 11  | 14 | Agustín Arce Pi                 | C.D.E. ULTIMA VUELTA                           | CITROEN SAXO VTS      | JRS  | 177.0 | Entrenamiento cronometrado |
| 12  | 46 | Deogracias Milan Cano           | CLUB JARAMA SPORT                              | CITROEN SAXO VTS      | JRS  | 177.0 | Entrenamiento cronometrado |
| 13  | 13 | Roberto F. Moreno Cortes        | C.D.E. NACIONAL - CIRC. DE CARRERA DE CARBONES | HYUNDAI GETZ 1.5 CRDi | 3    | 175.6 | Entrenamiento Libre        |
| 14  | 22 | Javier Fraile Gonzalez          | VSR eSports                                    | CITROEN SAXO VTS      | JRS  | 175.0 | Entrenamiento cronometrado |
| 15  | 25 | Guillermo Del Moral Garcia      | CLUB JARAMA SPORT                              | HYUNDAI ACCENT        | 2    | 174.4 | Entrenamiento cronometrado |
| 16  | 24 | Iván López Gómez                | CLUB JARAMA SPORT                              | SUZUKI SWIFT SPORT    | 2    | 172.8 | Entrenamiento Libre        |
| 17  | 6  | Francisco Comendador Diaz       | C.D.E. DEYSCOM SPORT                           | CITROEN SAXO VTS      | JRS  | 171.9 | Entrenamiento cronometrado |
| 18  | 27 | Victor Garrido Gonzalez         | CLUB JARAMA SPORT                              | SUZUKI SWIFT CUP      | 2    | 167.9 | Entrenamiento Libre        |
| 19  | 23 | Miguel Gonzalez Manzanegue      | PARADINAS MOTORSPORT                           | TOYOTA AYGO           | CKV  | 156.5 | Entrenamiento cronometrado |
| 20  | 29 | Ruben Gonzalez Checa            | C.D.E. ULTIMA VUELTA                           | TOYOTA AYGO           | CKV  | 156.0 | Entrenamiento cronometrado |
| 21  | 33 | José Luis Salas Garrido         | ESCUADERIA CENTRO                              | TOYOTA AYGO           | CKV  | 155.8 | Entrenamiento Libre        |
| 22  | 39 | Javier Parrilla Gonzalez        | EFICAR TEAM                                    | TOYOTA AYGO           | 2    | 155.8 | Entrenamiento cronometrado |
| 23  | 20 | Sergio Casalins Martinez        | MOTORISMO MAGAZINE S.L.                        | TOYOTA AYGO           | CKV  | 155.1 | Entrenamiento cronometrado |
| 24  | 45 | Guillermo Paz De Sierra         | RASANTE SPORT                                  | TOYOTA AYGO           | CKV  | 155.1 | Entrenamiento cronometrado |
| 25  | 21 | Daniel Losada Iglesias          | MOTORISMO MAGAZINE S.L.                        | TOYOTA AYGO           | CKV  | 154.9 | Entrenamiento Libre        |
| 26  | 30 | Francisco Lopez-Linares         | ESCUADERIA CENTRO                              | TOYOTA AYGO           | 2    | 154.9 | Entrenamiento cronometrado |
| 27  | 47 | Samuel Gomez Gomez              | MOTORISMO MAGAZINE S.L.                        | TOYOTA AYGO           | CKV  | 154.7 | Entrenamiento cronometrado |
| 28  | 17 | Martin Cortes Gabin             | ESCUADERIA CENTRO                              | TOYOTA AYGO           | 2    | 153.4 | Entrenamiento cronometrado |
| 29  | 49 | Javier Conejero Gines           | CHEFO SPORT                                    | TOYOTA AYGO           | 2    | 153.4 | Entrenamiento cronometrado |



## Circuito de Madrid Jarama - RACE

### División 1

### Entrenamiento cronometrado

### Tiempos Parada en Pit

**9** Santiago Castilla Salinero HYUNDAI GETZ 1.5 CRDi

3 EFICAR TEAM

| Nr. | Hora Día Entrada | Tiempo Entrada | Tiempo Salida | Tiempo Box  | T. Box Total |
|-----|------------------|----------------|---------------|-------------|--------------|
| 1   | 11:05:18.237     | 11:05:18.237   | 11:05:55.428  | 0:00:37.191 | 0:00:37.191  |
| 2   | 11:14:10.623     | 11:14:10.623   | 11:16:53.831  | 0:02:43.208 | 0:03:20.399  |

**13** Roberto F. Moreno Cortes HYUNDAI GETZ 1.5 CRDi

3 C.D.E. NACIONAL -CNCC- DE CARRERA DE

| Nr. | Hora Día Entrada | Tiempo Entrada | Tiempo Salida | Tiempo Box  | T. Box Total |
|-----|------------------|----------------|---------------|-------------|--------------|
| 1   | 11:05:14.315     | 11:05:14.315   | 11:06:25.389  | 0:01:11.074 | 0:01:11.074  |
| 2   | 11:15:05.326     | 11:15:05.326   | 11:16:51.699  | 0:01:46.373 | 0:02:57.447  |

**16** Eduardo Alonso De Pablo HYUNDAI GETZ

3 R A C E

| Nr. | Hora Día Entrada | Tiempo Entrada | Tiempo Salida | Tiempo Box  | T. Box Total |
|-----|------------------|----------------|---------------|-------------|--------------|
| 1   | 11:07:21.066     | 11:07:21.066   | 11:10:09.039  | 0:02:47.973 | 0:02:47.973  |

**19** Adrian Martin Abraides HYUNDAI GETZ 1.5 CRDi

3 CLUB JARAMA SPORT

| Nr. | Hora Día Entrada | Tiempo Entrada | Tiempo Salida | Tiempo Box  | T. Box Total |
|-----|------------------|----------------|---------------|-------------|--------------|
| 1   | 11:11:35.213     | 11:11:35.213   | 11:13:24.818  | 0:01:49.605 | 0:01:49.605  |

**24** Iván López Gómez SUZUKI SWIFT SPORT

2 CLUB JARAMA SPORT

| Nr. | Hora Día Entrada | Tiempo Entrada | Tiempo Salida | Tiempo Box  | T. Box Total |
|-----|------------------|----------------|---------------|-------------|--------------|
| 1   | 11:13:39.837     | 11:13:39.837   | 11:15:44.540  | 0:02:04.703 | 0:02:04.703  |

**25** Guillermo Del Moral Garcia HYUNDAI ACCENT

2 CLUB JARAMA SPORT

| Nr. | Hora Día Entrada | Tiempo Entrada | Tiempo Salida | Tiempo Box  | T. Box Total |
|-----|------------------|----------------|---------------|-------------|--------------|
| 1   | 11:09:26.949     | 11:09:26.949   | 11:12:17.265  | 0:02:50.316 | 0:02:50.316  |

**27** Victor Garrido Gonzalez SUZUKI SWIFT CUP

2 CLUB JARAMA SPORT

| Nr. | Hora Día Entrada | Tiempo Entrada | Tiempo Salida | Tiempo Box  | T. Box Total |
|-----|------------------|----------------|---------------|-------------|--------------|
| 1   | 11:14:02.920     | 11:14:02.920   | 11:15:42.976  | 0:01:40.056 | 0:01:40.056  |

**29** Ruben Gonzalez Checa TOYOTA AYGO

CKV C.D.E. ULTIMA VUELTA

| Nr. | Hora Día Entrada | Tiempo Entrada | Tiempo Salida | Tiempo Box  | T. Box Total |
|-----|------------------|----------------|---------------|-------------|--------------|
| 1   | 11:10:24.147     | 11:10:24.147   | 11:13:37.785  | 0:03:13.638 | 0:03:13.638  |

**43** Christian Garcia Garcia HONDA CIVIC 1.6

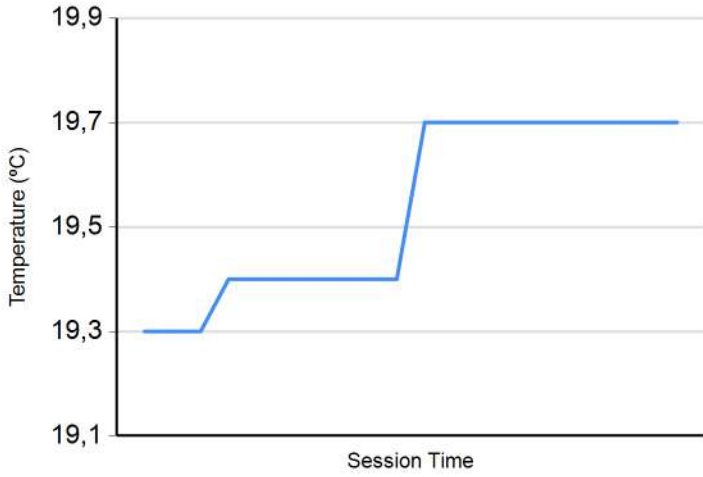
3 EFICAR TEAM

| Nr. | Hora Día Entrada | Tiempo Entrada | Tiempo Salida | Tiempo Box  | T. Box Total |
|-----|------------------|----------------|---------------|-------------|--------------|
| 1   | 11:12:36.376     | 11:12:36.376   | 11:14:08.198  | 0:01:31.822 | 0:01:31.822  |

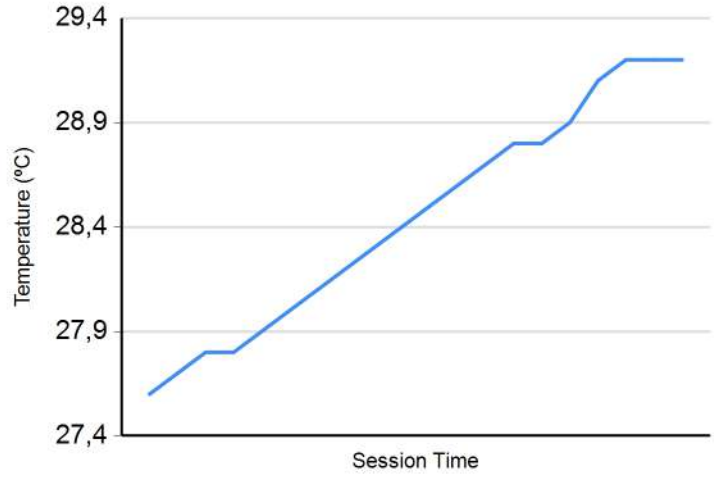


**Circuito de Madrid Jarama - RACE**  
**División 1**  
**Entrenamiento cronometrado**  
**Informe Meteorológico**

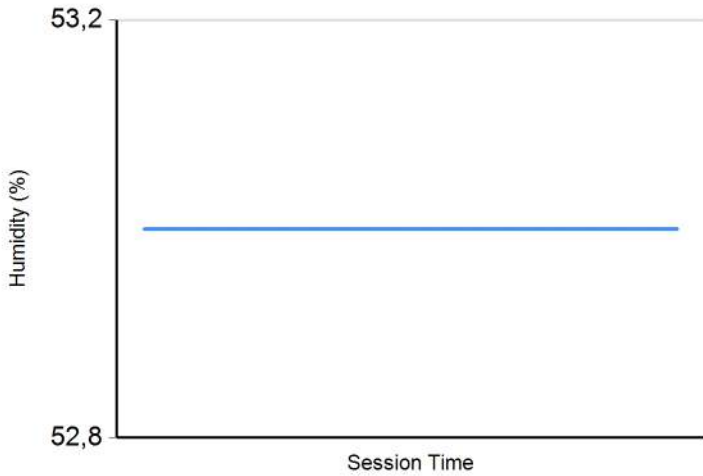
**Temperatura Aire**



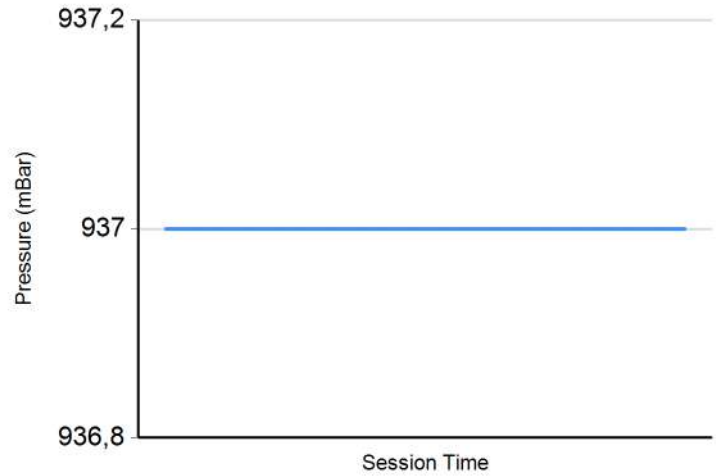
**Temperatura Pista**



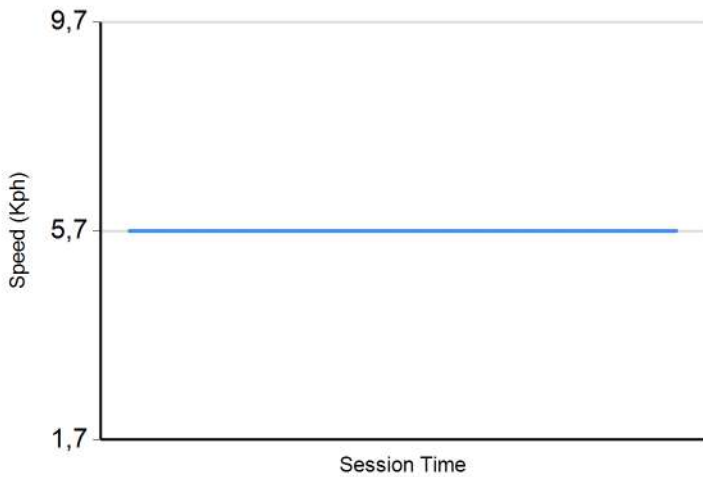
**Humedad**



**Presión**

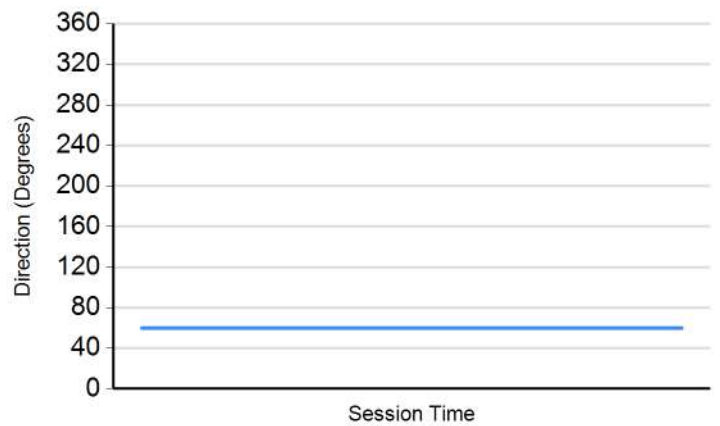


**Velocidad Viento**



**Dirección Viento**

North = 0°/360° Est = 90° South = 180° West = 270°





## Circuito de Madrid Jarama - RACE

### División 1

### Entrenamiento cronometrado

### Resultados Finales

| Clas | Nº | Piloto                            | Concursante                                  | Vehiculo              | Cat  | Clas | N.V. | V.R. | Tiempo   | Dif 1º | Dif Ant. | Km/h  |
|------|----|-----------------------------------|--|-----------------------|------|------|------|------|----------|--------|----------|-------|
| 1    | 5  | Viboresa Capelo - Viboresa Capelo | VSR eSports                                  | BMW E36 325i          | EN-3 | 1    | 6    | 4    | 1:55.997 |        |          | 119.4 |
| 2    | 26 | Angel Lafuente Lopez              | VSR eSports                                  | BMW E36 325i          | EN-3 | 2    | 8    | 7    | 1:57.269 | 1.272  | 1.272    | 118.1 |
| 3    | 15 | Oscar Añon Fernandez              | VSR eSports                                  | BMW E36 325i          | EN-3 | 3    | 9    | 5    | 1:57.273 | 1.276  | 0.004    | 118.1 |
| 4    | 43 | Christian Garcia Garcia           | EFICAR TEAM                                  | HONDA CIVIC 1.6       | 3    | 1    | 8    | 7    | 1:57.794 | 1.797  | 0.521    | 117.6 |
| 5    | 19 | Adrian Martin Abraides            | CLUB JARAMA SPORT                            | HYUNDAI GETZ 1.5 CRDi | 3    | 2    | 9    | 7    | 1:58.241 | 2.244  | 0.447    | 117.2 |
| 6    | 12 | Jorge Vila Sainz                  | C.D.E. NACIONAL CHECO DE CARRERA DE CAMIONES | HYUNDAI GETZ 1.5 CRDi | 3    | 3    | 10   | 9    | 1:59.547 | 3.550  | 1.306    | 115.9 |
| 7    | 16 | Eduardo Alonso De Pablo           | R A C E                                      | HYUNDAI GETZ          | 3    | 4    | 5    | 2    | 1:59.578 | 3.581  | 0.031    | 115.9 |
| 8    | 9  | Santiago Castilla Salinero        | EFICAR TEAM                                  | HYUNDAI GETZ 1.5 CRDi | 3    | 5    | 8    | 5    | 1:59.702 | 3.705  | 0.124    | 115.7 |
| 9    | 7  | Jaime Cela Talavera               | RASANTE SPORT                                | CITROEN SAXO 1.6      | 3    | 6    | 11   | 6    | 2:00.421 | 4.424  | 0.719    | 115.0 |
| 10   | 4  | Escolar Alvarez - Vigarra Tena    | EFICAR TEAM                                  | BMW E36 325i          | EN-3 | 4    | 8    | 6    | 2:00.709 | 4.712  | 0.288    | 114.8 |
| 11   | 25 | Guillermo Del Moral Garcia        | CLUB JARAMA SPORT                            | HYUNDAI ACCENT        | 2    | 1    | 9    | 8    | 2:04.714 | 8.717  | 4.005    | 111.1 |
| 12   | 14 | Agustín Arce Pi                   | C.D.E. ULTIMA VUELTA                         | CITROEN SAXO VTS      | JRS  | 1    | 10   | 4    | 2:05.917 | 9.920  | 1.203    | 110.0 |
| 13   | 24 | Iván López Gómez                  | CLUB JARAMA SPORT                            | SUZUKI SWIFT SPORT    | 2    | 2    | 10   | 9    | 2:07.242 | 11.245 | 1.325    | 108.9 |
| 14   | 6  | Francisco Comendador Diaz         | C.D.E DEYSCOM SPORT                          | CITROEN SAXO VTS      | JRS  | 2    | 11   | 8    | 2:07.399 | 11.402 | 0.157    | 108.7 |
| 15   | 27 | Victor Garrido Gonzalez           | CLUB JARAMA SPORT                            | SUZUKI SWIFT CUP      | 2    | 3    | 9    | 8    | 2:07.478 | 11.481 | 0.079    | 108.7 |
| 16   | 13 | Roberto F. Moreno Cortes          | C.D.E. NACIONAL CHECO DE CARRERA DE CAMIONES | HYUNDAI GETZ 1.5 CRDi | 3    | 7    | 9    | 4    | 2:07.896 | 11.899 | 0.418    | 108.3 |
| 17   | 22 | Javier Fraile Gonzalez            | VSR eSports                                  | CITROEN SAXO VTS      | JRS  | 3    | 6    | 5    | 2:08.090 | 12.093 | 0.194    | 108.2 |
| 18   | 46 | Deogracias Milan Cano             | CLUB JARAMA SPORT                            | CITROEN SAXO VTS      | JRS  | 4    | 10   | 6    | 2:08.256 | 12.259 | 0.166    | 108.0 |
| 19   | 20 | Sergio Casalins Martinez          | MOTORISMO MAGAZINE S.L.                      | TOYOTA AYGO           | CKV  | 1    | 10   | 6    | 2:17.779 | 21.782 | 9.523    | 100.5 |
| 20   | 23 | Miguel Gonzalez Manzanegue        | PARADINAS MOTORSPORT                         | TOYOTA AYGO           | CKV  | 2    | 10   | 7    | 2:17.890 | 21.893 | 0.111    | 100.5 |
| 21   | 39 | Javier Parrilla Gonzalez          | EFICAR TEAM                                  | TOYOTA AYGO           | 2    | 4    | 10   | 4    | 2:18.025 | 22.028 | 0.135    | 100.4 |
| 22   | 29 | Ruben Gonzalez Checa              | C.D.E. ULTIMA VUELTA                         | TOYOTA AYGO           | CKV  | 3    | 8    | 3    | 2:18.289 | 22.292 | 0.264    | 100.2 |
| 23   | 21 | Daniel Losada Iglesias            | MOTORISMO MAGAZINE S.L.                      | TOYOTA AYGO           | CKV  | 4    | 10   | 9    | 2:18.430 | 22.433 | 0.141    | 100.1 |
| 24   | 33 | José Luis Salas Garrido           | ESCUADERIA CENTRO                            | TOYOTA AYGO           | CKV  | 5    | 10   | 9    | 2:18.644 | 22.647 | 0.214    | 99.9  |
| 25   | 47 | Samuel Gomez Gomez                | MOTORISMO MAGAZINE S.L.                      | TOYOTA AYGO           | CKV  | 6    | 10   | 6    | 2:19.013 | 23.016 | 0.369    | 99.7  |
| 26   | 49 | Javier Conejero Gines             | CHEFO SPORT                                  | TOYOTA AYGO           | 2    | 5    | 10   | 9    | 2:19.234 | 23.237 | 0.221    | 99.5  |
| 27   | 30 | Francisco Lopez-Linares           | ESCUADERIA CENTRO                            | TOYOTA AYGO           | 2    | 6    | 10   | 3    | 2:19.739 | 23.742 | 0.505    | 99.1  |
| 28   | 45 | Guillermo Paz De Sierra           | RASANTE SPORT                                | TOYOTA AYGO           | CKV  | 7    | 10   | 8    | 2:20.664 | 24.667 | 0.925    | 98.5  |
| 29   | 17 | Martin Cortes Gabin               | ESCUADERIA CENTRO                            | TOYOTA AYGO           | 2    | 7    | 10   | 7    | 2:23.459 | 27.462 | 2.795    | 96.6  |

Publicada a las:.....

Temp. Pista: 29.2 °C Temp. Aire: 19.7 °C Humedad: 53 % Estado Pista: SECA

Comisarios Deportivos:

Director de Carrera:

Cronometrador:





**Circuito de Madrid Jarama - RACE**

**División 1**

**Parrilla de Salida**

|    |    |                            |          |      |          |                            |    |    |
|----|----|----------------------------|----------|------|----------|----------------------------|----|----|
| 29 | 17 | Martin Cortes Gabin        | 2:23.459 | .15. | 2:20.664 | Guillermo Paz De Sierra    | 45 | 28 |
| 27 | 30 | Francisco Lopez-Linares    | 2:19.739 | .14. | 2:19.234 | Javier Conejero Gines      | 49 | 26 |
| 25 | 47 | Samuel Gomez Gomez         | 2:19.013 | .13. | 2:18.644 | José Luis Salas Garrido    | 33 | 24 |
| 23 | 21 | Daniel Losada Iglesias     | 2:18.430 | .12. | 2:18.289 | Ruben Gonzalez Checa       | 29 | 22 |
| 21 | 39 | Javier Parrilla Gonzalez   | 2:18.025 | .11. | 2:17.890 | Miguel Gonzalez Manzaneque | 23 | 20 |
| 19 | 20 | Sergio Casalins Martinez   | 2:17.779 | .10. | 2:08.256 | Deogracias Milan Cano      | 46 | 18 |
| 17 | 22 | Javier Fraile Gonzalez     | 2:08.090 | .9.  | 2:07.896 | Roberto F. Moreno Cortes   | 13 | 16 |
| 15 | 27 | Victor Garrido Gonzalez    | 2:07.478 | .8.  | 2:07.399 | Francisco Comendador Diaz  | 6  | 14 |
| 13 | 24 | Iván López Gómez           | 2:07.242 | .7.  | 2:05.917 | Agustín Arce Pi            | 14 | 12 |
| 11 | 25 | Guillermo Del Moral Garcia | 2:04.714 | .6.  | 2:00.709 | Jesus S. Escolar Alvarez   | 4  | 10 |
| 9  | 7  | Jaime Cela Talavera        | 2:00.421 | .5.  | 1:59.702 | Santiago Castilla Salinero | 9  | 8  |
| 7  | 16 | Eduardo Alonso De Pablo    | 1:59.578 | .4.  | 1:59.547 | Jorge Vila Sainz           | 12 | 6  |
| 5  | 19 | Adrian Martin Abrales      | 1:58.241 | .3.  | 1:57.794 | Christian Garcia Garcia    | 43 | 4  |
| 3  | 15 | Oscar Auñon Fernandez      | 1:57.273 | .2.  | 1:57.269 | Angel Lafuente Lopez       | 26 | 2  |
| 1  | 5  | Alvaro Villanueva Capote   | 1:55.997 | .1.  |          |                            |    |    |

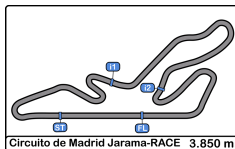


**Pole**

Publicada a las:.....

**Comisarios Deportivos:**

**Cronometrador:**



### Circuito de Madrid Jarama - RACE

División 1

1ª Carrera

### Resultados Provisionales

| Cls | Nº | Piloto                         | Concursante                                 | Vehiculo              | Cat  | Cl | N.V. | Tiempo    | Dif 1º   | Dif Ant. | Km/h  | V.R. | Tiempo   | Km/h  |
|-----|----|--------------------------------|---|-----------------------|------|----|------|-----------|----------|----------|-------|------|----------|-------|
| 1   | 43 | Christian Garcia Garcia        | EFICAR TEAM                                 | HONDA CIVIC 1.6       | 3    | 1  | 10   | 19:43.114 |          |          | 117.1 | 8    | 1:56.372 | 119.1 |
| 2   | 7  | Jaime Cela Talavera            | RASANTE SPORT                               | CITROEN SAXO 1.6      | 3    | 2  | 10   | 19:48.884 | 5.770    | 5.770    | 116.5 | 4    | 1:57.230 | 118.2 |
| 3   | 15 | Oscar Auñón Fernandez          | VSR eSports                                 | BMW E36 325i          | EN-3 | 1  | 10   | 19:50.278 | 7.164    | 1.394    | 116.4 | 3    | 1:57.816 | 117.6 |
| 4   | 9  | Santiago Castilla Salinero     | EFICAR TEAM                                 | HYUNDAI GETZ 1.5 CRDi | 3    | 3  | 10   | 19:56.794 | 13.680   | 6.516    | 115.8 | 4    | 1:58.518 | 116.9 |
| 5   | 19 | Adrian Martín Abraldes         | CLUB JARAMA SPORT                           | HYUNDAI GETZ 1.5 CRDi | 3    | 4  | 10   | 20:15.765 | 32.651   | 18.971   | 114.0 | 4    | 1:58.165 | 117.2 |
| 6   | 12 | Jorge Vila Sainz               | C.D.E. NACIONAL ONCC DE CARRERA DE CAMIONES | HYUNDAI GETZ 1.5 CRDi | 3    | 5  | 10   | 20:16.880 | 33.766   | 1.115    | 113.8 | 2    | 2:01.000 | 114.5 |
| 7   | 13 | Roberto F. Moreno Cortes       | C.D.E. NACIONAL ONCC DE CARRERA DE CAMIONES | HYUNDAI GETZ 1.5 CRDi | 3    | 6  | 10   | 21:09.077 | 1:25.963 | 52.197   | 109.2 | 6    | 2:03.768 | 111.9 |
| 8   | 14 | Agustín Arce Pi                | C.D.E. ULTIMA VUELTA                        | CITROEN SAXO VTS      | JR   | 1  | 10   | 21:13.342 | 1:30.228 | 4.265    | 108.8 | 9    | 2:06.562 | 109.5 |
| 9   | 25 | Guillermo Del Moral Garcia     | CLUB JARAMA SPORT                           | HYUNDAI ACCENT        | 2    | 1  | 10   | 21:13.520 | 1:30.406 | 0.178    | 108.8 | 2    | 2:04.883 | 110.9 |
| 10  | 24 | Iván López Gómez               | CLUB JARAMA SPORT                           | SUZUKI SWIFT SPORT    | 2    | 2  | 10   | 21:21.276 | 1:38.162 | 7.756    | 108.1 | 9    | 2:06.728 | 109.3 |
| 11  | 27 | Victor Garrido Gonzalez        | CLUB JARAMA SPORT                           | SUZUKI SWIFT CUP      | 2    | 3  | 10   | 21:21.659 | 1:38.545 | 0.383    | 108.1 | 5    | 2:06.408 | 109.6 |
| 12  | 4  | Escolar Alvarez - Vigarra Tena | EFICAR TEAM                                 | BMW E36 325i          | EN-3 | 2  | 10   | 21:34.551 | 1:51.437 | 12.892   | 107.0 | 6    | 2:04.362 | 111.4 |
| 13  | 6  | Francisco Comendador Diaz      | C.D.E. DEYSCOM SPORT                        | CITROEN SAXO VTS      | JR   | 2  | 10   | 21:36.371 | 1:53.257 | 1.820    | 106.9 | 4    | 2:07.602 | 108.6 |
| 14  | 46 | Deogracias Milan Cano          | CLUB JARAMA SPORT                           | CITROEN SAXO VTS      | JR   | 3  | 10   | 21:37.056 | 1:53.942 | 0.685    | 106.8 | 3    | 2:07.901 | 108.3 |
| 15  | 26 | Angel Lafuente Lopez           | VSR eSports                                 | BMW E36 325i          | EN-3 | 3  | 9    | 17:42.118 | 1 Vta    | 1 Vta    | 117.4 | 8    | 1:56.784 | 118.6 |
| 16  | 23 | Miguel Gonzalez Manzanique     | PARADINAS MOTORSPORT                        | TOYOTA AYGO           | CK   | 1  | 9    | 20:54.260 | 1 Vta    | 3:12.142 | 99.4  | 3    | 2:18.426 | 100.1 |
| 17  | 39 | Javier Parrilla Gonzalez       | EFICAR TEAM                                 | TOYOTA AYGO           | 2    | 4  | 9    | 20:54.598 | 1 Vta    | 0.338    | 99.4  | 3    | 2:18.274 | 100.2 |
| 18  | 21 | Daniel Losada Iglesias         | MOTORISMO MAGAZINE S.L.                     | TOYOTA AYGO           | CK   | 2  | 9    | 20:55.341 | 1 Vta    | 0.743    | 99.3  | 5    | 2:18.355 | 100.1 |
| 19  | 47 | Samuel Gomez Gomez             | MOTORISMO MAGAZINE S.L.                     | TOYOTA AYGO           | CK   | 3  | 9    | 21:01.922 | 1 Vta    | 6.581    | 98.8  | 2    | 2:18.330 | 100.1 |
| 20  | 30 | Francisco Lopez-Linares        | ESCUADERIA CENTRO                           | TOYOTA AYGO           | 2    | 5  | 9    | 21:10.959 | 1 Vta    | 9.037    | 98.1  | 3    | 2:18.913 | 99.7  |
| 21  | 49 | Javier Conejero Gines          | CHEFO SPORT                                 | TOYOTA AYGO           | 2    | 6  | 9    | 21:15.678 | 1 Vta    | 4.719    | 97.7  | 3    | 2:18.731 | 99.9  |
| 22  | 29 | Ruben Gonzalez Checa           | C.D.E. ULTIMA VUELTA                        | TOYOTA AYGO           | CK   | 4  | 9    | 21:16.468 | 1 Vta    | 0.790    | 97.7  | 6    | 2:19.019 | 99.6  |
| 23  | 45 | Guillermo Paz De Sierra        | RASANTE SPORT                               | TOYOTA AYGO           | CK   | 5  | 9    | 21:17.821 | 1 Vta    | 1.353    | 97.6  | 4    | 2:19.952 | 99.0  |
| 24  | 10 | Sergio Casalins Martinez       | MOTORISMO MAGAZINE S.L.                     | TOYOTA AYGO           | CK   | 6  | 9    | 21:31.250 | 1 Vta    | 13.429   | 96.6  | 6    | 2:20.232 | 98.8  |
| 25  | 17 | Martin Cortes Gabin            | ESCUADERIA CENTRO                           | TOYOTA AYGO           | 2    | 7  | 9    | 21:40.950 | 1 Vta    | 9.700    | 95.8  | 3    | 2:21.986 | 97.6  |
| 26  | 16 | Eduardo Alonso De Pablo        | R A C E                                     | HYUNDAI GETZ          | 3    | 7  | 8    | 21:18.862 | 2 Vtas   | 1 Vta    | 86.7  | 2    | 2:00.613 | 114.9 |
| 27  | 22 | Javier Fraile Gonzalez         | VSR eSports                                 | CITROEN SAXO VTS      | JR   | 4  | 8    | 21:42.096 | 2 Vtas   | 23.234   | 85.1  | 5    | 2:19.891 | 99.0  |


No clasificados: (Requerimiento: 75% del numero de vueltas del lider = 8 Vueltas)

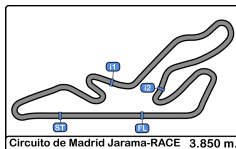
|    |                                   |                   |              |      |   |   |          |        |        |      |   |          |      |
|----|-----------------------------------|-------------------|--------------|------|---|---|----------|--------|--------|------|---|----------|------|
| 33 | José Luis Salas Garrido           | ESCUADERIA CENTRO | TOYOTA AYGO  | CK   | 7 | 2 | 5:16.896 | 8 Vtas | 6 Vtas | 87.4 | 1 | 2:27.775 | 93.7 |
| 5  | Vilanova Capelo - Vilanova Capelo | VSR eSports       | BMW E36 325i | EN-3 | 4 | 1 | 2:21.177 | 9 Vtas | 1 Vta  | 98.1 | 1 | 2:21.177 | 98.1 |

Vta. rápida de Christian Garcia Garcia en 1:56.372 a 119.1 Km/h en la vuelta 8

Publicada a las:.....

Temp. Pista: 35.5 °C Temp. Aire: 22.4 °C Humedad: 43 % Estado Pista: SECA

|                        |                      |   |
|------------------------|----------------------|---|
| Comisarios Deportivos: | Director de Carrera: | Cronometrador:<br> |
|------------------------|----------------------|---|



## Circuito de Madrid Jarama - RACE

División 1

1ª Carrera

### Resultados Provisionales por Categoría

| Cls | Nº | Piloto | Concursante | Vehiculo | Cat | Cl | N.V. | Tiempo | Dif 1º | Dif Ant. | Km/h | V.R. | Tiempo | Km/h |
|-----|----|--------|-------------|----------|-----|----|------|--------|--------|----------|------|------|--------|------|
|-----|----|--------|-------------|----------|-----|----|------|--------|--------|----------|------|------|--------|------|

#### Campeonato RACE 'Categoría 2'

|   |    |                            |                   |                    |   |   |    |           |       |        |       |   |          |       |
|---|----|----------------------------|-------------------|--------------------|---|---|----|-----------|-------|--------|-------|---|----------|-------|
| 1 | 25 | Guillermo Del Moral Garcia | CLUB JARAMA SPORT | HYUNDAI ACCENT     | 2 | 1 | 10 | 21:13.520 |       |        | 108.8 | 2 | 2:04.883 | 110.9 |
| 2 | 24 | Iván López Gómez           | CLUB JARAMA SPORT | SUZUKI SWIFT SPORT | 2 | 2 | 10 | 21:21.276 | 7.756 | 7.756  | 108.1 | 9 | 2:06.728 | 109.3 |
| 3 | 27 | Victor Garrido Gonzalez    | CLUB JARAMA SPORT | SUZUKI SWIFT CUP   | 2 | 3 | 10 | 21:21.659 | 8.139 | 0.383  | 108.1 | 5 | 2:06.408 | 109.6 |
| 4 | 39 | Javier Parrilla Gonzalez   | EFICAR TEAM       | TOYOTA AYGO        | 2 | 4 | 9  | 20:54.598 | 1 Vta | 1 Vta  | 99.4  | 3 | 2:18.274 | 100.2 |
| 5 | 30 | Francisco Lopez-Linares    | ESCUADERIA CENTRO | TOYOTA AYGO        | 2 | 5 | 9  | 21:10.959 | 1 Vta | 16.361 | 98.1  | 3 | 2:18.913 | 99.7  |
| 6 | 49 | Javier Conejero Gines      | CHEFO SPORT       | TOYOTA AYGO        | 2 | 6 | 9  | 21:15.678 | 1 Vta | 4.719  | 97.7  | 3 | 2:18.731 | 99.9  |
| 7 | 17 | Martin Cortes Gabin        | ESCUADERIA CENTRO | TOYOTA AYGO        | 2 | 7 | 9  | 21:40.950 | 1 Vta | 25.272 | 95.8  | 3 | 2:21.986 | 97.6  |

#### Campeonato RACE 'Categoría 3'

|   |    |                            |   |                       |   |   |    |           |          |        |       |   |          |       |
|---|----|----------------------------|---|-----------------------|---|---|----|-----------|----------|--------|-------|---|----------|-------|
| 1 | 43 | Christian Garcia Garcia    | EFICAR TEAM                                     | HONDA CIVIC 1.6       | 3 | 1 | 10 | 19:43.114 |          |        | 117.1 | 8 | 1:56.372 | 119.1 |
| 2 | 7  | Jaime Cela Talavera        | RASANTE SPORT                                   | CITROEN SAXO 1.6      | 3 | 2 | 10 | 19:48.884 | 5.770    | 5.770  | 116.5 | 4 | 1:57.230 | 118.2 |
| 3 | 9  | Santiago Castilla Salinero | EFICAR TEAM                                     | HYUNDAI GETZ 1.5 CRDi | 3 | 3 | 10 | 19:56.794 | 13.680   | 7.910  | 115.8 | 4 | 1:58.518 | 116.9 |
| 4 | 19 | Adrian Martin Abraldes     | CLUB JARAMA SPORT                               | HYUNDAI GETZ 1.5 CRDi | 3 | 4 | 10 | 20:15.765 | 32.651   | 18.971 | 114.0 | 4 | 1:58.165 | 117.2 |
| 5 | 12 | Jorge Vila Sainz           | C.D.E. NACIONAL - ONCC - DE CARRERA DE CAMIONES | HYUNDAI GETZ 1.5 CRDi | 3 | 5 | 10 | 20:16.880 | 33.766   | 1.115  | 113.8 | 2 | 2:01.000 | 114.5 |
| 6 | 13 | Roberto F. Moreno Cortes   | C.D.E. NACIONAL - ONCC - DE CARRERA DE CAMIONES | HYUNDAI GETZ 1.5 CRDi | 3 | 6 | 10 | 21:09.077 | 1:25.963 | 52.197 | 109.2 | 6 | 2:03.768 | 111.9 |
| 7 | 16 | Eduardo Alonso De Pablo    | R A C E   | HYUNDAI GETZ          | 3 | 7 | 8  | 21:18.862 | 2 Vtas   | 2 Vtas | 86.7  | 2 | 2:00.613 | 114.9 |

#### Copa KOBE de velocidad

|   |    |                           |                         |             |    |   |   |           |        |        |      |   |          |       |
|---|----|---------------------------|-------------------------|-------------|----|---|---|-----------|--------|--------|------|---|----------|-------|
| 1 | 23 | Miguel Gonzalez Manzanque | PARADINAS MOTORSPORT    | TOYOTA AYGO | CK | 1 | 9 | 20:54.260 |        |        | 99.4 | 3 | 2:18.426 | 100.1 |
| 2 | 21 | Daniel Losada Iglesias    | MOTORISMO MAGAZINE S.L. | TOYOTA AYGO | CK | 2 | 9 | 20:55.341 | 1.081  | 1.081  | 99.3 | 5 | 2:18.355 | 100.1 |
| 3 | 47 | Samuel Gomez Gomez        | MOTORISMO MAGAZINE S.L. | TOYOTA AYGO | CK | 3 | 9 | 21:01.922 | 7.662  | 6.581  | 98.8 | 2 | 2:18.330 | 100.1 |
| 4 | 29 | Ruben Gonzalez Checa      | C.D.E. ULTIMA VUELTA    | TOYOTA AYGO | CK | 4 | 9 | 21:16.468 | 22.208 | 14.546 | 97.7 | 6 | 2:19.019 | 99.6  |
| 5 | 45 | Guillermo Paz De Sierra   | RASANTE SPORT           | TOYOTA AYGO | CK | 5 | 9 | 21:17.821 | 23.561 | 1.353  | 97.6 | 4 | 2:19.952 | 99.0  |
| 6 | 20 | Sergio Casalins Martínez  | MOTORISMO MAGAZINE S.L. | TOYOTA AYGO | CK | 6 | 9 | 21:31.250 | 36.990 | 13.429 | 96.6 | 6 | 2:20.232 | 98.8  |

No clasificados: (Requerimiento: 75% del numero de vueltas del lider = 7 Vueltas)

|    |  |                         |                   |             |    |   |   |          |        |        |      |   |          |      |
|----|--|-------------------------|-------------------|-------------|----|---|---|----------|--------|--------|------|---|----------|------|
| 33 |  | José Luis Salas Garrido | ESCUADERIA CENTRO | TOYOTA AYGO | CK | 7 | 2 | 5:16.896 | 7 Vtas | 7 Vtas | 87.4 | 1 | 2:27.775 | 93.7 |
|----|--|-------------------------|-------------------|-------------|----|---|---|----------|--------|--------|------|---|----------|------|

#### Campeonato RACE 'Categoría ENDURANCE TYPE Clase 3'

|   |    |                                |             |              |      |   |    |           |          |          |       |   |          |       |
|---|----|--------------------------------|-------------|--------------|------|---|----|-----------|----------|----------|-------|---|----------|-------|
| 1 | 15 | Oscar Añon Fernandez           | VSR eSports | BMW E36 325i | EN-3 | 1 | 10 | 19:50.278 |          |          | 116.4 | 3 | 1:57.816 | 117.6 |
| 2 | 4  | Escolar Alvarez - Vignara Tena | EFICAR TEAM | BMW E36 325i | EN-3 | 2 | 10 | 21:34.551 | 1:44.273 | 1:44.273 | 107.0 | 6 | 2:04.362 | 111.4 |
| 3 | 26 | Angel Lafuente Lopez           | VSR eSports | BMW E36 325i | EN-3 | 3 | 9  | 17:42.118 | 1 Vta    | 1 Vta    | 117.4 | 8 | 1:56.784 | 118.6 |

No clasificados: (Requerimiento: 75% del numero de vueltas del lider = 8 Vueltas)

|   |  |                                   |             |              |      |   |   |          |        |        |      |   |          |      |
|---|--|-----------------------------------|-------------|--------------|------|---|---|----------|--------|--------|------|---|----------|------|
| 5 |  | Vibranco Capelo - Vibranco Capelo | VSR eSports | BMW E36 325i | EN-3 | 4 | 1 | 2:21.177 | 9 Vtas | 8 Vtas | 98.1 | 1 | 2:21.177 | 98.1 |
|---|--|-----------------------------------|-------------|--------------|------|---|---|----------|--------|--------|------|---|----------|------|

#### Trofeo JARAMA-RACE SAXO

|   |    |                           |                      |                  |    |   |    |           |        |        |       |   |          |       |
|---|----|---------------------------|----------------------|------------------|----|---|----|-----------|--------|--------|-------|---|----------|-------|
| 1 | 14 | Agustín Arce Pi           | C.D.E. ULTIMA VUELTA | CITROEN SAXO VTS | JR | 1 | 10 | 21:13.342 |        |        | 108.8 | 9 | 2:06.562 | 109.5 |
| 2 | 6  | Francisco Comendador Diaz | C.D.E DEYSCOM SPORT  | CITROEN SAXO VTS | JR | 2 | 10 | 21:36.371 | 23.029 | 23.029 | 106.9 | 4 | 2:07.602 | 108.6 |
| 3 | 46 | Deogracias Milan Cano     | CLUB JARAMA SPORT    | CITROEN SAXO VTS | JR | 3 | 10 | 21:37.056 | 23.714 | 0.685  | 106.8 | 3 | 2:07.901 | 108.3 |
| 4 | 22 | Javier Fralle Gonzalez    | VSR eSports          | CITROEN SAXO VTS | JR | 4 | 8  | 21:42.096 | 2 Vtas | 2 Vtas | 85.1  | 5 | 2:19.891 | 99.0  |

Vta. rápida de Christian Garcia Garcia en 1:56.372 a 119.1 Km/h en la vuelta 8

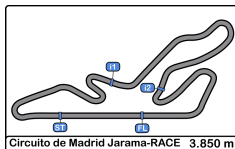
Publicada a las:.....

Temp. Pista: 35.5 °C Temp. Aire: 22.4 °C Humedad: 43 % Estado Pista: SECA

Comisarios Deportivos:

Director de Carrera:

Cronometrador:



## Circuito de Madrid Jarama - RACE

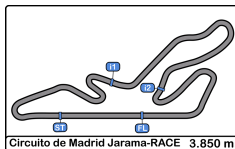
### División 1

### 1ª Carrera

### Clasificación Provisional por Vuelta Rápida de Piloto

| Clas | Nº | Piloto                          | Concursante                                 | Vehiculo              | Cat  | Clas | N.V. | V.R. | Tiempo   | Dif 1º | Dif Ant. | Km/h  |
|------|----|---------------------------------|---|-----------------------|------|------|------|------|----------|--------|----------|-------|
| 1    | 43 | Christian Garcia Garcia         | EFICAR TEAM                                 | HONDA CIVIC 1.6       | 3    | 1    | 10   | 8    | 1:56.372 |        |          | 119.1 |
| 2    | 26 | Angel Lafuente Lopez            | VSR eSports                                 | BMW E36 325i          | EN-3 | 1    | 9    | 8    | 1:56.784 | 0.412  | 0.412    | 118.6 |
| 3    | 7  | Jaime Cela Talavera             | RASANTE SPORT                               | CITROEN SAXO 1.6      | 3    | 2    | 10   | 4    | 1:57.230 | 0.858  | 0.446    | 118.2 |
| 4    | 15 | Oscar Aulion Fernandez          | VSR eSports                                 | BMW E36 325i          | EN-3 | 2    | 10   | 3    | 1:57.816 | 1.444  | 0.586    | 117.6 |
| 5    | 19 | Adrian Martin Abraides          | CLUB JARAMA SPORT                           | HYUNDAI GETZ 1.5 CRDI | 3    | 3    | 10   | 4    | 1:58.165 | 1.793  | 0.349    | 117.2 |
| 6    | 9  | Santiago Castilla Salinero      | EFICAR TEAM                                 | HYUNDAI GETZ 1.5 CRDI | 3    | 4    | 10   | 4    | 1:58.518 | 2.146  | 0.353    | 116.9 |
| 7    | 16 | Eduardo Alonso De Pablo         | R A C E                                     | HYUNDAI GETZ          | 3    | 5    | 8    | 2    | 2:00.613 | 4.241  | 2.095    | 114.9 |
| 8    | 12 | Jorge Vila Sainz                | C.D.E. NACIONAL CNCC DE CARRERA DE CAMIONES | HYUNDAI GETZ 1.5 CRDI | 3    | 6    | 10   | 2    | 2:01.000 | 4.628  | 0.387    | 114.5 |
| 9    | 13 | Roberto F. Moreno Cortes        | C.D.E. NACIONAL CNCC DE CARRERA DE CAMIONES | HYUNDAI GETZ 1.5 CRDI | 3    | 7    | 10   | 6    | 2:03.768 | 7.396  | 2.768    | 111.9 |
| 10   | 4  | Escobar Alvarez - Vigarra Tena  | EFICAR TEAM                                 | BMW E36 325i          | EN-3 | 3    | 10   | 6    | 2:04.362 | 7.990  | 0.594    | 111.4 |
| 11   | 25 | Guillermo Del Moral Garcia      | CLUB JARAMA SPORT                           | HYUNDAI ACCENT        | 2    | 1    | 10   | 2    | 2:04.883 | 8.511  | 0.521    | 110.9 |
| 12   | 27 | Victor Garrido Gonzalez         | CLUB JARAMA SPORT                           | SUZUKI SWIFT CUP      | 2    | 2    | 10   | 5    | 2:06.408 | 10.036 | 1.525    | 109.6 |
| 13   | 14 | Agustín Arce Pi                 | C.D.E. ULTIMA VUELTA                        | CITROEN SAXO VTS      | JRS  | 1    | 10   | 9    | 2:06.562 | 10.190 | 0.154    | 109.5 |
| 14   | 24 | Iván López Gómez                | CLUB JARAMA SPORT                           | SUZUKI SWIFT SPORT    | 2    | 3    | 10   | 9    | 2:06.728 | 10.356 | 0.166    | 109.3 |
| 15   | 6  | Francisco Comendador Diaz       | C.D.E. DEYSCOM SPORT                        | CITROEN SAXO VTS      | JRS  | 2    | 10   | 4    | 2:07.602 | 11.230 | 0.874    | 108.6 |
| 16   | 46 | Deogracias Milan Cano           | CLUB JARAMA SPORT                           | CITROEN SAXO VTS      | JRS  | 3    | 10   | 3    | 2:07.901 | 11.529 | 0.299    | 108.3 |
| 17   | 39 | Javier Parrilla Gonzalez        | EFICAR TEAM                                 | TOYOTA AYGO           | 2    | 4    | 9    | 3    | 2:18.274 | 21.902 | 10.373   | 100.2 |
| 18   | 47 | Samuel Gomez Gomez              | MOTORISMO MAGAZINE S.L.                     | TOYOTA AYGO           | CKV  | 1    | 9    | 2    | 2:18.330 | 21.958 | 0.056    | 100.1 |
| 19   | 21 | Daniel Losada Iglesias          | MOTORISMO MAGAZINE S.L.                     | TOYOTA AYGO           | CKV  | 2    | 9    | 5    | 2:18.355 | 21.983 | 0.025    | 100.1 |
| 20   | 23 | Miguel Gonzalez Manzanogue      | PARADINAS MOTORSPORT                        | TOYOTA AYGO           | CKV  | 3    | 9    | 3    | 2:18.426 | 22.054 | 0.071    | 100.1 |
| 21   | 49 | Javier Conejero Gines           | CHEFO SPORT                                 | TOYOTA AYGO           | 2    | 5    | 9    | 3    | 2:18.731 | 22.359 | 0.305    | 99.9  |
| 22   | 30 | Francisco Lopez-Linares         | ESCUADERIA CENTRO                           | TOYOTA AYGO           | 2    | 6    | 9    | 3    | 2:18.913 | 22.541 | 0.182    | 99.7  |
| 23   | 29 | Ruben Gonzalez Checa            | C.D.E. ULTIMA VUELTA                        | TOYOTA AYGO           | CKV  | 4    | 9    | 6    | 2:19.019 | 22.647 | 0.106    | 99.6  |
| 24   | 22 | Javier Fraile Gonzalez          | VSR eSports                                 | CITROEN SAXO VTS      | JRS  | 4    | 8    | 5    | 2:19.891 | 23.519 | 0.872    | 99.0  |
| 25   | 45 | Guillermo Paz De Sierra         | RASANTE SPORT                               | TOYOTA AYGO           | CKV  | 5    | 9    | 4    | 2:19.952 | 23.580 | 0.061    | 99.0  |
| 26   | 20 | Sergio Casalins Martinez        | MOTORISMO MAGAZINE S.L.                     | TOYOTA AYGO           | CKV  | 6    | 9    | 6    | 2:20.232 | 23.860 | 0.280    | 98.8  |
| 27   | 5  | Vibrona Capota - Vibrona Capota | VSR eSports                                 | BMW E36 325i          | EN-3 | 4    | 1    | 1    | 2:21.177 | 24.805 | 0.945    | 98.1  |
| 28   | 17 | Martin Cortes Gabin             | ESCUADERIA CENTRO                           | TOYOTA AYGO           | 2    | 7    | 9    | 3    | 2:21.986 | 25.614 | 0.809    | 97.6  |
| 29   | 33 | José Luis Salas Garrido         | ESCUADERIA CENTRO                           | TOYOTA AYGO           | CKV  | 7    | 2    | 1    | 2:27.775 | 31.403 | 5.789    | 93.7  |





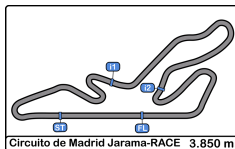
## Circuito de Madrid Jarama - RACE

División 1

1ª Carrera

Distancia y Velocidad Media

| Clas   | Nº | Piloto                                | Concursante                                  | Vehiculo              | Cat  | Clas | N.V. | Distancia | Tiempo Total | Km/h  |
|--|----|---------------------------------------|--|-----------------------|------|------|------|-----------|--------------|-------|
| 1  | 43 | Christian Garcia Garcia               | EFICAR TEAM                                  | HONDA CIVIC 1.6       | 3    | 1    | 10   | 38.50     | 19:43.114    | 117.1 |
| 2  | 7  | Jaime Cela Talavera                   | RASANTE SPORT                                | CITROEN SAXO 1.6      | 3    | 2    | 10   | 38.50     | 19:48.884    | 116.5 |
| 3  | 15 | Oscar Añuon Fernandez                 | VSR eSports                                  | BMW E36 325i          | EN-3 | 1    | 10   | 38.50     | 19:50.278    | 116.4 |
| 4  | 9  | Santiago Castilla Salinero            | EFICAR TEAM                                  | HYUNDAI GETZ 1.5 CRDi | 3    | 3    | 10   | 38.50     | 19:56.794    | 115.8 |
| 5  | 19 | Adrián Martín Abraides                | CLUB JARAMA SPORT                            | HYUNDAI GETZ 1.5 CRDi | 3    | 4    | 10   | 38.50     | 20:15.765    | 114.0 |
| 6  | 12 | Jorge Vila Sainz                      | C.D.E. NACIONAL ONCC- DE CARRERA DE CAMIONES | HYUNDAI GETZ 1.5 CRDi | 3    | 5    | 10   | 38.50     | 20:16.880    | 113.8 |
| 7  | 13 | Roberto F. Moreno Cortes              | C.D.E. NACIONAL ONCC- DE CARRERA DE CAMIONES | HYUNDAI GETZ 1.5 CRDi | 3    | 6    | 10   | 38.50     | 21:09.077    | 109.2 |
| 8  | 14 | Agustín Arce Pi                       | C.D.E. ULTIMA VUELTA                         | CITROEN SAXO VTS      | JRS  | 1    | 10   | 38.50     | 21:13.342    | 108.8 |
| 9  | 25 | Guillermo Del Moral Garcia            | CLUB JARAMA SPORT                            | HYUNDAI ACCENT        | 2    | 1    | 10   | 38.50     | 21:13.520    | 108.8 |
| 10   | 24 | Iván López Gómez                      | CLUB JARAMA SPORT                            | SUZUKI SWIFT SPORT    | 2    | 2    | 10   | 38.50     | 21:21.276    | 108.1 |
| 11   | 27 | Victor Garrido Gonzalez               | CLUB JARAMA SPORT                            | SUZUKI SWIFT CUP      | 2    | 3    | 10   | 38.50     | 21:21.659    | 108.1 |
| 12   | 4  | Escobar Alvarez - Vigarra Tera        | EFICAR TEAM                                  | BMW E36 325i          | EN-3 | 2    | 10   | 38.50     | 21:34.551    | 107.0 |
| 13   | 6  | Francisco Comendador Diaz             | C.D.E DEYSCOM SPORT                          | CITROEN SAXO VTS      | JRS  | 2    | 10   | 38.50     | 21:36.371    | 106.9 |
| 14   | 46 | Deogracias Milan Cano                 | CLUB JARAMA SPORT                            | CITROEN SAXO VTS      | JRS  | 3    | 10   | 38.50     | 21:37.056    | 106.8 |
| 15   | 26 | Angel Lafuente Lopez                  | VSR eSports                                  | BMW E36 325i          | EN-3 | 3    | 9    | 34.65     | 17:42.118    | 117.4 |
| 16   | 23 | Miguel Gonzalez Manzanera             | PARADINAS MOTORSPORT                         | TOYOTA AYGO           | CKV  | 1    | 9    | 34.65     | 20:54.260    | 99.4  |
| 17   | 39 | Javier Parrilla Gonzalez              | EFICAR TEAM                                  | TOYOTA AYGO           | 2    | 4    | 9    | 34.65     | 20:54.598    | 99.4  |
| 18   | 21 | Daniel Losada Iglesias                | MOTORISMO MAGAZINE S.L.                      | TOYOTA AYGO           | CKV  | 2    | 9    | 34.65     | 20:55.341    | 99.3  |
| 19   | 47 | Samuel Gomez Gomez                    | MOTORISMO MAGAZINE S.L.                      | TOYOTA AYGO           | CKV  | 3    | 9    | 34.65     | 21:01.922    | 98.8  |
| 20   | 30 | Francisco Lopez-Linares               | ESCUADERIA CENTRO                            | TOYOTA AYGO           | 2    | 5    | 9    | 34.65     | 21:10.959    | 98.1  |
| 21   | 49 | Javier Conejero Gines                 | CHEFO SPORT                                  | TOYOTA AYGO           | 2    | 6    | 9    | 34.65     | 21:15.678    | 97.7  |
| 22   | 29 | Ruben Gonzalez Checa                  | C.D.E. ULTIMA VUELTA                         | TOYOTA AYGO           | CKV  | 4    | 9    | 34.65     | 21:16.468    | 97.7  |
| 23   | 45 | Guillermo Paz De Sierra               | RASANTE SPORT                                | TOYOTA AYGO           | CKV  | 5    | 9    | 34.65     | 21:17.821    | 97.6  |
| 24   | 20 | Sergio Casalins Martinez              | MOTORISMO MAGAZINE S.L.                      | TOYOTA AYGO           | CKV  | 6    | 9    | 34.65     | 21:31.250    | 96.6  |
| 25   | 17 | Martin Cortes Gabin                   | ESCUADERIA CENTRO                            | TOYOTA AYGO           | 2    | 7    | 9    | 34.65     | 21:40.950    | 95.8  |
| 26   | 16 | Eduardo Alonso De Pablo               | R A C E                                      | HYUNDAI GETZ          | 3    | 7    | 8    | 30.80     | 21:18.862    | 86.7  |
| 27   | 22 | Javier Fraile Gonzalez                | VSR eSports                                  | CITROEN SAXO VTS      | JRS  | 4    | 8    | 30.80     | 21:42.096    | 85.1  |
| <b>No clasificados: (Requerimiento: 75% del numero de vueltas del lider = 8 Vueltas)</b> |    |                                       |  |                       |      |      |      |           |              |       |
| 33   |    | José Luis Salas Garrido               | ESCUADERIA CENTRO                            | TOYOTA AYGO           | CKV  | 7    | 2    | 07.70     | 5:16.896     | 87.4  |
| 5  |    | Villanueva Capota - Villanueva Capota | VSR eSports                                  | BMW E36 325i          | EN-3 | 4    | 1    | 03.85     | 2:21.177     | 98.1  |



### Circuito de Madrid Jarama - RACE

División 1

1ª Carrera

Tiempos Por Vuelta

|   |                               |              |   |                            |                       |
|---|-------------------------------|--------------|---|----------------------------|-----------------------|
| 4 | Escolar Alvarez - Vigara Tena | BMW E36 325i | 9 | Santiago Castilla Salinero | HYUNDAI GETZ 1.5 CRDi |
|   | EN-3                          | EFICAR TEAM  |   | 3                          | EFICAR TEAM           |

| Vta. D | Tiempo   | Sector 1 | Sector 2 | Sector 3 | V. Max. | Elapsed   | Vta. D | Tiempo   | Sector 1 | Sector 2 | Sector 3 | V. Max. | Elapsed   |
|--------|----------|----------|----------|----------|---------|-----------|--------|----------|----------|----------|----------|---------|-----------|
| 1      | 2:14.093 | 54.561   | 43.153   | 36.379   | 114.2   | 2:14.093  | 1      | 2:01.467 | 48.391   | 40.364   | 32.712   | 109.5   | 2:01.467  |
| 2      | 2:05.659 | 48.320   | 42.283   | 35.056   | 168.4   | 4:19.752  | 2      | 1:58.897 | 45.296   | 40.370   | 33.231   | 184.9   | 4:00.364  |
| 3      | 2:05.425 | 48.047   | 42.386   | 34.992   | 183.6   | 6:25.177  | 3      | 1:58.997 | 45.095   | 40.790   | 33.112   | 190.8   | 5:59.361  |
| 4      | 2:04.873 | 48.100   | 42.030   | 34.743   | 176.1   | 8:30.050  | 4      | 1:58.518 | 45.119   | 40.402   | 32.997   | 186.5   | 7:57.879  |
| 5      | 2:04.875 | 47.862   | 42.146   | 34.867   | 188.8   | 10:34.925 | 5      | 1:58.793 | 45.199   | 40.436   | 33.158   | 191.8   | 9:56.672  |
| 6      | 2:04.362 | 47.778   | 41.783   | 34.801   | 180.9   | 12:39.287 | 6      | 2:00.214 | 45.490   | 40.814   | 33.910   | 187.8   | 11:56.886 |
| 7      | 2:07.730 | 49.975   | 42.762   | 34.993   | 183.3   | 14:47.017 | 7      | 2:00.682 | 45.814   | 40.867   | 34.001   | 185.8   | 13:57.568 |
| 8      | 2:35.247 | 1:16.549 | 43.147   | 35.551   | 176.1   | 17:22.264 | 8      | 1:59.726 | 46.073   | 40.465   | 33.188   | 183.0   | 15:57.294 |
| 9      | 2:05.420 | 48.413   | 42.214   | 34.793   | 181.8   | 19:27.684 | 9      | 1:59.331 | 45.284   | 40.722   | 33.325   | 189.1   | 17:56.625 |
| 10     | 2:06.867 | 48.203   | 43.112   | 35.552   | 178.2   | 21:34.551 | 10     | 2:00.169 | 45.636   | 40.955   | 33.578   | 187.1   | 19:56.794 |

|   |                                       |              |    |                  |   |
|---|---------------------------------------|--------------|----|------------------|---|
| 5 | Villanueva Capote - Villanueva Capote | BMW E36 325i | 12 | Jorge Vila Sainz | HYUNDAI GETZ 1.5 CRDi                   |
|   | EN-3                                  | VSR eSports  |    | 3                | C.D.E. NACIONAL -CNCC- DE CARRERA DE CA |

| Vta. D | Tiempo   | Sector 1 | Sector 2 | Sector 3 | V. Max. | Elapsed  | Vta. D | Tiempo   | Sector 1 | Sector 2 | Sector 3 | V. Max. | Elapsed   |
|--------|----------|----------|----------|----------|---------|----------|--------|----------|----------|----------|----------|---------|-----------|
| 1      | 2:21.177 | 56.697   | 41.518   | 42.962   | 96.0    | 2:21.177 | 1      | 2:02.665 | 48.020   | 41.162   | 33.483   | 107.5   | 2:02.665  |
| 2      |          |          |          |          |         |          | 2      | 2:01.000 | 45.851   | 41.448   | 33.701   | 185.8   | 4:03.665  |
| 3      |          |          |          |          |         |          | 3      | 2:01.703 | 47.017   | 40.983   | 33.703   | 185.5   | 6:05.368  |
| 4      |          |          |          |          |         |          | 4      | 2:01.569 | 45.837   | 41.531   | 34.201   | 183.6   | 8:06.937  |
| 5      |          |          |          |          |         |          | 5      | 2:01.680 | 46.304   | 41.461   | 33.915   | 182.4   | 10:08.617 |
| 6      |          |          |          |          |         |          | 6      | 2:01.118 | 45.747   | 41.318   | 34.053   | 182.4   | 12:09.735 |
| 7      |          |          |          |          |         |          | 7      | 2:01.954 | 46.238   | 41.896   | 33.820   | 179.4   | 14:11.689 |
| 8      |          |          |          |          |         |          | 8      | 2:01.009 | 45.814   | 41.381   | 33.814   | 182.4   | 16:12.698 |
| 9      |          |          |          |          |         |          | 9      | 2:02.095 | 46.190   | 41.662   | 34.243   | 180.3   | 18:14.793 |
| 10     |          |          |          |          |         |          | 10     | 2:02.087 | 46.300   | 41.470   | 34.317   | 180.6   | 20:16.880 |

|   |                           |                     |  |                          |   |
|---|---------------------------|---------------------|--|--------------------------|---|
| 6 | Francisco Comendador Diaz | CITROEN SAXO VTS    |  | Roberto F. Moreno Cortes | HYUNDAI GETZ 1.5 CRDi                   |
|   | JRS                       | C.D.E DEYSCOM SPORT |  | 3                        | C.D.E. NACIONAL -CNCC- DE CARRERA DE CA |

| Vta. D | Tiempo   | Sector 1 | Sector 2 | Sector 3 | V. Max. | Elapsed   | Vta. D | Tiempo   | Sector 1 | Sector 2 | Sector 3 | V. Max. | Elapsed   |
|--------|----------|----------|----------|----------|---------|-----------|--------|----------|----------|----------|----------|---------|-----------|
| 1      | 2:15.626 | 55.171   | 44.373   | 36.082   | 107.8   | 2:15.626  | 1      | 2:16.373 | 55.862   | 45.247   | 35.264   | 106.9   | 2:16.373  |
| 2      | 2:11.270 | 50.386   | 44.905   | 35.979   | 160.2   | 4:26.896  | 2      | 2:06.690 | 48.813   | 42.709   | 35.168   | 164.1   | 4:23.063  |
| 3      | 2:07.843 | 48.408   | 43.574   | 35.861   | 173.6   | 6:34.739  | 3      | 2:04.670 | 47.670   | 42.439   | 34.561   | 165.6   | 6:27.733  |
| 4      | 2:07.602 | 48.312   | 43.516   | 35.774   | 173.3   | 8:42.341  | 4      | 2:04.726 | 46.914   | 43.007   | 34.805   | 175.8   | 8:32.459  |
| 5      | 2:07.840 | 48.526   | 43.490   | 35.824   | 172.8   | 10:50.181 | 5      | 2:05.282 | 48.309   | 42.140   | 34.833   | 175.6   | 10:37.741 |
| 6      | 2:08.393 | 48.621   | 43.716   | 36.056   | 171.9   | 12:58.574 | 6      | 2:03.768 | 47.067   | 42.319   | 34.382   | 173.9   | 12:41.509 |
| 7      | 2:08.410 | 48.778   | 43.673   | 35.959   | 171.9   | 15:06.984 | 7      | 2:04.754 | 47.168   | 42.423   | 35.163   | 179.4   | 14:46.263 |
| 8      | 2:11.313 | 51.646   | 43.807   | 35.860   | 123.4   | 17:18.297 | 8      | 2:06.837 | 47.694   | 42.925   | 36.218   | 180.3   | 16:53.100 |
| 9      | 2:07.701 | 48.416   | 43.399   | 35.886   | 172.5   | 19:25.998 | 9      | 2:08.148 | 49.653   | 43.119   | 35.376   | 170.6   | 19:01.248 |
| 10     | 2:10.373 | 48.716   | 45.157   | 36.500   | 172.5   | 21:36.371 | 10     | 2:07.829 | 49.069   | 43.198   | 35.562   | 158.5   | 21:09.077 |

|   |                     |                  |  |  |  |
|---|---------------------|------------------|--|--|--|
| 7 | Jaime Cela Talavera | CITROEN SAXO 1.6 |  |  |  |
|   | 3                   | RASANTE SPORT    |  |  |  |

| Vta. D | Tiempo   | Sector 1 | Sector 2 | Sector 3 | V. Max. | Elapsed   |
|--------|----------|----------|----------|----------|---------|-----------|
| 1      | 2:03.493 | 49.630   | 40.201   | 33.662   | 110.5   | 2:03.493  |
| 2      | 1:59.337 | 45.672   | 40.632   | 33.033   | 191.1   | 4:02.830  |
| 3      | 1:59.809 | 47.128   | 39.890   | 32.791   | 199.2   | 6:02.639  |
| 4      | 1:57.230 | 44.442   | 40.029   | 32.759   | 196.7   | 7:59.869  |
| 5      | 1:57.396 | 44.580   | 39.669   | 33.147   | 194.2   | 9:57.265  |
| 6      | 1:58.638 | 45.621   | 39.844   | 33.173   | 181.8   | 11:55.903 |
| 7      | 1:57.999 | 45.155   | 39.609   | 33.235   | 185.2   | 13:53.902 |
| 8      | 1:58.394 | 45.116   | 39.902   | 33.376   | 190.4   | 15:52.296 |
| 9      | 1:58.689 | 44.949   | 39.647   | 34.093   | 188.4   | 17:50.985 |
| 10     | 1:57.899 | 45.221   | 39.696   | 32.982   | 194.2   | 19:48.884 |





Circuito de Madrid Jarama - RACE

División 1

1ª Carrera

Tiempos Por Vuelta

|           |                             |                      |           |                         |                   |
|-----------|-----------------------------|----------------------|-----------|-------------------------|-------------------|
| <b>23</b> | Miguel Gonzalez Manzaneeque | TOYOTA AYRO          | <b>27</b> | Victor Garrido Gonzalez | SUZUKI SWIFT CUP  |
|           | CKV                         | PARADINAS MOTORSPORT |           | 2                       | CLUB JARAMA SPORT |

| Vta. D | Tiempo          | Sector 1      | Sector 2      | Sector 3 | V. Max. | Elapsed   | Vta. D | Tiempo          | Sector 1      | Sector 2      | Sector 3      | V. Max. | Elapsed   |
|--------|-----------------|---------------|---------------|----------|---------|-----------|--------|-----------------|---------------|---------------|---------------|---------|-----------|
| 1      | 2:24.307        | 58.233        | 47.855        | 38.219   | 103.4   | 2:24.307  | 1      | 2:16.283        | 55.574        | 45.113        | 35.596        | 105.5   | 2:16.283  |
| 2      | 2:18.674        | 52.187        | 48.013        | 38.474   | 153.4   | 4:42.981  | 2      | 2:09.712        | 49.896        | 44.565        | 35.251        | 157.8   | 4:25.995  |
| 3      | <b>2:18.426</b> | 52.059        | 47.912        | 38.455   | 151.0   | 7:01.407  | 3      | 2:06.802        | 48.557        | 43.120        | 35.125        | 168.2   | 6:32.797  |
| 4      | 2:18.458        | 52.156        | 48.003        | 38.299   | 152.3   | 9:19.865  | 4      | 2:06.509        | 48.352        | <b>43.043</b> | 35.114        | 168.7   | 8:39.306  |
| 5      | 2:18.569        | 52.118        | 48.051        | 38.400   | 151.4   | 11:38.434 | 5      | <b>2:06.408</b> | <b>48.175</b> | 43.232        | <b>35.001</b> | 170.8   | 10:45.714 |
| 6      | 2:18.929        | 52.221        | 48.094        | 38.614   | 150.4   | 13:57.363 | 6      | 2:06.784        | 48.316        | 43.328        | 35.140        | 173.0   | 12:52.498 |
| 7      | 2:18.492        | <b>51.940</b> | 48.236        | 38.316   | 154.7   | 16:15.855 | 7      | 2:07.114        | 48.574        | 43.380        | 35.160        | 168.4   | 14:59.612 |
| 8      | 2:18.465        | 52.224        | <b>47.842</b> | 38.399   | 153.4   | 18:34.320 | 8      | 2:07.997        | 49.665        | 43.312        | 35.020        | 146.3   | 17:07.609 |
| 9      | 2:19.940        | 53.017        | 48.491        | 38.432   | 152.3   | 20:54.260 | 9      | 2:06.916        | 48.456        | 43.429        | 35.031        | 168.7   | 19:14.525 |
|        |                 |               |               |          |         |           | 10     | 2:07.134        | 48.695        | 43.357        | 35.082        | 173.3   | 21:21.659 |

|           |                  |                    |           |                      |                      |
|-----------|------------------|--------------------|-----------|----------------------|----------------------|
| <b>24</b> | Iván López Gómez | SUZUKI SWIFT SPORT | <b>29</b> | Ruben Gonzalez Checa | TOYOTA AYRO          |
|           | 2                | CLUB JARAMA SPORT  |           | CKV                  | C.D.E. ULTIMA VUELTA |

| Vta. D | Tiempo          | Sector 1      | Sector 2      | Sector 3      | V. Max. | Elapsed   | Vta. D | Tiempo          | Sector 1      | Sector 2      | Sector 3      | V. Max. | Elapsed   |
|--------|-----------------|---------------|---------------|---------------|---------|-----------|--------|-----------------|---------------|---------------|---------------|---------|-----------|
| 1      | 2:15.103        | 54.688        | 44.138        | 36.277        | 108.2   | 2:15.103  | 1      | 2:27.331        | 1:00.574      | 48.279        | 38.478        | 105.4   | 2:27.331  |
| 2      | 2:07.811        | 48.642        | 43.493        | 35.676        | 168.2   | 4:22.914  | 2      | 2:31.980        | 1:05.020      | 48.508        | 38.452        | 155.8   | 4:59.311  |
| 3      | 2:08.613        | 49.721        | 43.535        | 35.357        | 166.6   | 6:31.527  | 3      | 2:19.281        | 52.516        | 48.145        | 38.620        | 151.6   | 7:18.592  |
| 4      | 2:06.816        | 48.453        | <b>43.079</b> | 35.284        | 169.2   | 8:38.343  | 4      | 2:19.155        | 52.555        | 48.193        | 38.407        | 151.4   | 9:37.747  |
| 5      | 2:06.748        | <b>48.152</b> | 43.347        | 35.249        | 169.2   | 10:45.091 | 5      | 2:19.822        | 52.487        | 48.959        | 38.376        | 151.6   | 11:57.569 |
| 6      | 2:07.149        | 48.176        | 43.616        | 35.357        | 167.7   | 12:52.240 | 6      | <b>2:19.019</b> | <b>52.267</b> | 48.511        | <b>38.241</b> | 154.7   | 14:16.588 |
| 7      | 2:06.896        | 48.238        | 43.403        | 35.255        | 167.4   | 14:59.136 | 7      | 2:19.074        | 52.272        | 48.231        | 38.571        | 154.2   | 16:35.662 |
| 8      | 2:08.269        | 49.581        | 43.329        | 35.359        | 156.2   | 17:07.405 | 8      | 2:20.186        | 53.635        | 48.189        | 38.362        | 149.3   | 18:55.848 |
| 9      | <b>2:06.728</b> | 48.263        | 43.164        | 35.301        | 167.9   | 19:14.133 | 9      | 2:20.620        | 52.580        | <b>48.004</b> | 40.036        | 152.9   | 21:16.468 |
| 10     | 2:07.143        | 48.539        | 43.458        | <b>35.146</b> | 167.9   | 21:21.276 |        |                 |               |               |               |         |           |

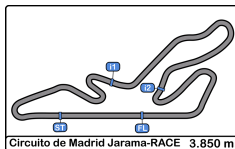
|           |                            |                   |           |                         |                   |
|-----------|----------------------------|-------------------|-----------|-------------------------|-------------------|
| <b>25</b> | Guillermo Del Moral Garcia | HYUNDAI ACCENT    | <b>30</b> | Francisco Lopez-Linares | TOYOTA AYRO       |
|           | 2                          | CLUB JARAMA SPORT |           | 2                       | ESCUADERIA CENTRO |

| Vta. D | Tiempo          | Sector 1      | Sector 2      | Sector 3      | V. Max. | Elapsed   | Vta. D | Tiempo          | Sector 1      | Sector 2      | Sector 3      | V. Max. | Elapsed   |
|--------|-----------------|---------------|---------------|---------------|---------|-----------|--------|-----------------|---------------|---------------|---------------|---------|-----------|
| 1      | 2:19.393        | 1:00.907      | 43.442        | 35.044        | 107.8   | 2:19.393  | 1      | 2:29.369        | 1:02.749      | 48.144        | <b>38.476</b> | 109.9   | 2:29.369  |
| 2      | <b>2:04.883</b> | <b>47.676</b> | <b>42.373</b> | <b>34.834</b> | 176.4   | 4:24.276  | 2      | 2:20.881        | 53.718        | 48.272        | 38.891        | 159.2   | 4:50.250  |
| 3      | 2:05.007        | 47.792        | 42.373        | 34.842        | 176.1   | 6:29.283  | 3      | <b>2:18.913</b> | 52.305        | <b>47.945</b> | 38.663        | 153.4   | 7:09.163  |
| 4      | 2:05.941        | 48.020        | 42.880        | 35.041        | 174.1   | 8:35.224  | 4      | 2:20.134        | 52.221        | 49.122        | 38.791        | 154.0   | 9:29.297  |
| 5      | 2:06.065        | 48.099        | 42.736        | 35.230        | 174.1   | 10:41.289 | 5      | 2:20.444        | 52.462        | 48.648        | 39.334        | 153.4   | 11:49.741 |
| 6      | 2:06.373        | 48.270        | 43.027        | 35.076        | 174.7   | 12:47.662 | 6      | 2:21.721        | 54.725        |               | 3:01.055      | 152.3   | 14:11.462 |
| 7      | 2:06.114        | 48.207        | 42.788        | 35.119        | 174.1   | 14:53.776 | 7      | 2:19.550        | <b>52.053</b> |               | 5:20.605      | 154.9   | 16:31.012 |
| 8      | 2:06.969        | 49.074        | 42.841        | 35.054        | 165.6   | 17:00.745 | 8      | 2:19.823        | 52.462        |               | 7:40.428      | 152.1   | 18:50.835 |
| 9      | 2:06.872        | 48.398        | 43.255        | 35.219        | 174.7   | 19:07.617 | 9      | 2:20.124        | 52.481        |               | 10:00.552     | 152.3   | 21:10.959 |
| 10     | 2:05.903        | 47.895        | 42.483        | 35.525        | 174.4   | 21:13.520 |        |                 |               |               |               |         |           |

|           |                      |              |           |                         |                   |
|-----------|----------------------|--------------|-----------|-------------------------|-------------------|
| <b>26</b> | Angel Lafuente Lopez | BMW E36 325i | <b>33</b> | José Luis Salas Garrido | TOYOTA AYRO       |
|           | EN-3                 | VSR eSports  |           | CKV                     | ESCUADERIA CENTRO |

| Vta. D | Tiempo          | Sector 1      | Sector 2      | Sector 3      | V. Max. | Elapsed   | Vta. D | Tiempo          | Sector 1        | Sector 2      | Sector 3      | V. Max. | Elapsed  |
|--------|-----------------|---------------|---------------|---------------|---------|-----------|--------|-----------------|-----------------|---------------|---------------|---------|----------|
| 1      | 1:59.012        | 46.448        | 39.758        | <b>32.806</b> | 104.8   | 1:59.012  | 1      | <b>2:27.775</b> | <b>1:01.125</b> | <b>48.127</b> | <b>38.523</b> | 103.3   | 2:27.775 |
| 2      | 1:57.383        | 44.992        | <b>39.253</b> | 33.138        | 193.5   | 3:56.395  | 2      | 2:49.121        | P 1:01.316      | 59.481        | 48.324        | 160.0   | 5:16.896 |
| 3      | 1:57.009        | 44.708        | 39.301        | 33.000        | 194.5   | 5:53.404  |        |                 |                 |               |               |         |          |
| 4      | 1:57.534        | 44.778        | 39.401        | 33.355        | 195.2   | 7:50.938  |        |                 |                 |               |               |         |          |
| 5      | 1:57.497        | 44.782        | 39.649        | 33.066        | 195.2   | 9:48.435  |        |                 |                 |               |               |         |          |
| 6      | 1:57.417        | 44.870        | 39.391        | 33.156        | 196.7   | 11:45.852 |        |                 |                 |               |               |         |          |
| 7      | 1:59.264        | 46.010        | 40.086        | 33.168        | 197.8   | 13:45.116 |        |                 |                 |               |               |         |          |
| 8      | <b>1:56.784</b> | <b>44.613</b> | 39.292        | 32.879        | 193.8   | 15:41.900 |        |                 |                 |               |               |         |          |
| 9      | 2:00.218        | 44.811        | 39.467        | 35.940        | 196.0   | 17:42.118 |        |                 |                 |               |               |         |          |





### Circuito de Madrid Jarama - RACE

División 1

1ª Carrera

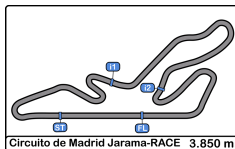
Tiempos Por Vuelta

| 39                       |          |          |          |          |         |           | 47                      |          |          |          |          |         |           |
|--------------------------|----------|----------|----------|----------|---------|-----------|-------------------------|----------|----------|----------|----------|---------|-----------|
| Javier Parrilla Gonzalez |          |          |          |          |         |           | Samuel Gomez Gomez      |          |          |          |          |         |           |
| 2                        |          |          |          |          |         |           | 2                       |          |          |          |          |         |           |
| EFICAR TEAM              |          |          |          |          |         |           | MOTORISMO MAGAZINE S.L. |          |          |          |          |         |           |
| Vta. D                   | Tiempo   | Sector 1 | Sector 2 | Sector 3 | V. Max. | Elapsed   | Vta. D                  | Tiempo   | Sector 1 | Sector 2 | Sector 3 | V. Max. | Elapsed   |
| 1                        | 2:24.731 | 58.748   | 47.733   | 38.250   | 107.3   | 2:24.731  | 1                       | 2:27.073 | 1:00.224 | 48.263   | 38.586   | 108.4   | 2:27.073  |
| 2                        | 2:18.655 | 52.204   | 47.962   | 38.489   | 156.7   | 4:43.386  | 2                       | 2:18.330 | 51.910   | 48.020   | 38.400   | 155.1   | 4:45.403  |
| 3                        | 2:18.274 | 52.114   | 47.783   | 38.377   | 153.6   | 7:01.660  | 3                       | 2:18.835 | 52.256   | 48.013   | 38.566   | 152.7   | 7:04.238  |
| 4                        | 2:18.661 | 52.589   | 47.695   | 38.377   | 146.7   | 9:20.321  | 4                       | 2:18.742 | 51.954   | 48.145   | 38.643   | 152.7   | 9:22.980  |
| 5                        | 2:18.555 | 52.114   | 47.876   | 38.565   | 155.3   | 11:38.876 | 5                       | 2:18.978 | 51.915   | 48.366   | 38.697   | 152.7   | 11:41.958 |
| 6                        | 2:18.897 | 52.210   | 48.269   | 38.418   | 153.4   | 13:57.773 | 6                       | 2:19.862 | 52.790   | 48.292   | 38.780   | 151.8   | 14:01.820 |
| 7                        | 2:18.422 | 51.923   | 48.355   | 38.144   | 156.2   | 16:16.195 | 7                       | 2:19.496 | 52.448   | 48.291   | 38.757   | 151.8   | 16:21.316 |
| 8                        | 2:18.453 | 52.336   | 47.696   | 38.421   | 156.7   | 18:34.648 | 8                       | 2:19.931 | 52.743   | 48.414   | 38.774   | 151.0   | 18:41.247 |
| 9                        | 2:19.950 | 52.688   | 48.836   | 38.426   | 154.9   | 20:54.598 | 9                       | 2:20.675 | 52.928   | 48.782   | 38.965   | 150.4   | 21:01.922 |

| 43                      |          |          |          |          |         |           | 49                    |          |          |          |          |         |           |
|-------------------------|----------|----------|----------|----------|---------|-----------|-----------------------|----------|----------|----------|----------|---------|-----------|
| Christian Garcia Garcia |          |          |          |          |         |           | Javier Conejero Gines |          |          |          |          |         |           |
| 3                       |          |          |          |          |         |           | 2                     |          |          |          |          |         |           |
| EFICAR TEAM             |          |          |          |          |         |           | CHEFO SPORT           |          |          |          |          |         |           |
| Vta. D                  | Tiempo   | Sector 1 | Sector 2 | Sector 3 | V. Max. | Elapsed   | Vta. D                | Tiempo   | Sector 1 | Sector 2 | Sector 3 | V. Max. | Elapsed   |
| 1                       | 2:00.036 | 47.279   | 39.859   | 32.898   | 110.5   | 2:00.036  | 1                     | 2:28.693 | 1:02.124 | 48.000   | 38.569   | 108.1   | 2:28.693  |
| 2                       | 1:57.993 | 45.360   | 40.018   | 32.615   | 185.5   | 3:58.029  | 2                     | 2:25.954 | 59.377   | 48.089   | 38.488   | 155.1   | 4:54.647  |
| 3                       | 1:57.739 | 44.975   | 39.685   | 33.079   | 185.2   | 5:55.768  | 3                     | 2:18.731 | 52.534   | 47.862   | 38.335   | 150.4   | 7:13.378  |
| 4                       | 1:57.252 | 45.067   | 39.667   | 32.518   | 183.0   | 7:53.020  | 4                     | 2:18.843 | 52.425   | 48.055   | 38.363   | 152.3   | 9:32.221  |
| 5                       | 1:56.924 | 44.662   | 39.393   | 32.869   | 189.8   | 9:49.944  | 5                     | 2:20.910 | 53.059   | 48.606   | 39.245   | 153.8   | 11:53.131 |
| 6                       | 1:58.053 | 44.710   | 39.890   | 33.453   | 181.5   | 11:47.997 | 6                     | 2:21.910 | 53.571   | 49.117   | 39.222   | 154.9   | 14:15.041 |
| 7                       | 1:57.837 | 44.790   | 40.478   | 32.569   | 191.8   | 13:45.834 | 7                     | 2:20.476 | 53.493   | 48.144   | 38.839   | 150.8   | 16:35.517 |
| 8                       | 1:56.372 | 44.566   | 39.298   | 32.508   | 189.1   | 15:42.206 | 8                     | 2:20.555 | 54.242   | 48.016   | 38.297   | 149.3   | 18:56.072 |
| 9                       | 1:59.632 | 44.931   | 40.973   | 33.728   | 190.1   | 17:41.838 | 9                     | 2:19.606 | 52.898   | 47.778   | 38.930   | 154.0   | 21:15.678 |
| 10                      | 2:01.276 | 47.034   | 40.798   | 33.444   | 156.9   | 19:43.114 |                       |          |          |          |          |         |           |

| 45                      |          |          |          |          |         |           |
|-------------------------|----------|----------|----------|----------|---------|-----------|
| Guillermo Paz De Sierra |          |          |          |          |         |           |
| 2                       |          |          |          |          |         |           |
| RASANTE SPORT           |          |          |          |          |         |           |
| Vta. D                  | Tiempo   | Sector 1 | Sector 2 | Sector 3 | V. Max. | Elapsed   |
| 1                       | 2:30.267 | 1:03.193 | 48.655   | 38.419   | 110.4   | 2:30.267  |
| 2                       | 2:21.571 | 54.086   | 48.701   | 38.784   | 156.5   | 4:51.838  |
| 3                       | 2:19.960 | 52.766   | 48.211   | 38.983   | 152.9   | 7:11.798  |
| 4                       | 2:19.952 | 52.899   | 48.273   | 38.780   | 152.1   | 9:31.750  |
| 5                       | 2:20.957 | 53.297   | 48.409   | 39.251   | 152.9   | 11:52.707 |
| 6                       | 2:22.456 | 53.715   | 48.799   | 39.942   | 154.2   | 14:15.163 |
| 7                       | 2:20.325 | 53.028   | 47.965   | 39.332   | 154.2   | 16:35.488 |
| 8                       | 2:22.299 | 54.826   | 48.627   | 38.846   | 148.5   | 18:57.787 |
| 9                       | 2:20.034 | 53.056   | 48.242   | 38.736   | 153.1   | 21:17.821 |

| 46                    |          |          |          |          |         |           |
|-----------------------|----------|----------|----------|----------|---------|-----------|
| Deogracias Milan Cano |          |          |          |          |         |           |
| 1                     |          |          |          |          |         |           |
| CLUB JARAMA SPORT     |          |          |          |          |         |           |
| Vta. D                | Tiempo   | Sector 1 | Sector 2 | Sector 3 | V. Max. | Elapsed   |
| 1                     | 2:17.736 | 56.872   | 44.575   | 36.289   | 115.1   | 2:17.736  |
| 2                     | 2:09.859 | 49.710   | 44.085   | 36.064   | 174.1   | 4:27.595  |
| 3                     | 2:07.901 | 48.630   | 43.431   | 35.840   | 178.2   | 6:35.496  |
| 4                     | 2:08.157 | 48.811   | 43.526   | 35.820   | 178.5   | 8:43.653  |
| 5                     | 2:08.490 | 48.671   | 43.611   | 36.208   | 176.7   | 10:52.143 |
| 6                     | 2:08.642 | 48.828   | 43.768   | 36.046   | 175.3   | 13:00.785 |
| 7                     | 2:08.828 | 49.117   | 43.647   | 36.064   | 175.0   | 15:09.613 |
| 8                     | 2:09.816 | 50.514   | 43.496   | 35.806   | 142.4   | 17:19.429 |
| 9                     | 2:08.030 | 48.732   | 43.310   | 35.988   | 176.4   | 19:27.459 |
| 10                    | 2:09.597 | 49.378   | 43.932   | 36.287   | 175.8   | 21:37.056 |



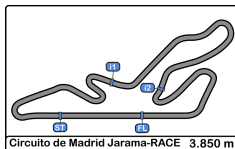
### Circuito de Madrid Jarama - RACE

División 1

1ª Carrera

Análisis

| Num                    | T. Vta.  | Dif    | Num                    | T. Vta.  | Dif      | Num                    | T. Vta.  | Dif      | Num                    | T. Vta.  | Dif      | Num                    | T. Vta.  | Dif      |
|------------------------|----------|--------|------------------------|----------|----------|------------------------|----------|----------|------------------------|----------|----------|------------------------|----------|----------|
| <b>Vta 1</b>           |          |        |                        |          |          |                        |          |          |                        |          |          |                        |          |          |
| 26                     | 1:59.012 |        | 14                     | 2:06.685 | 20.981   | 23                     | 2:18.426 | 1:08.003 | 29                     | 2:19.155 | 1:46.809 | 17                     | 2:22.456 | 1 Lap    |
| 15                     | 1:59.617 | 00.605 | 4                      | 2:05.659 | 23.357   | 39                     | 2:18.274 | 1:08.256 | 17                     | 2:22.017 | 1:50.173 | 19                     | 2:05.134 | 20.805   |
| 43                     | 2:00.036 | 01.024 | 24                     | 2:07.811 | 26.519   | 21                     | 2:18.713 | 1:09.791 | 20                     | 2:20.582 | 1:56.144 | 20                     | 2:22.366 | 1 Lap    |
| 19                     | 2:01.007 | 01.995 | 13                     | 2:06.690 | 26.668   | 47                     | 2:18.835 | 1:10.834 | <b>Num T. Vta. Dif</b> |          |          | 12                     | 2:01.118 | 23.883   |
| 9                      | 2:01.467 | 02.455 | 25                     | 2:04.883 | 27.881   | 16                     | 7:07.058 | 2 Laps   | <b>Vta 5</b>           |          |          | 22                     | 2:21.161 | 2 Laps   |
| 12                     | 2:02.665 | 03.653 | 27                     | 2:09.712 | 29.600   | 30                     | 2:18.913 | 1:15.759 | 26                     | 1:57.497 |          | 4                      | 2:04.362 | 53.435   |
| 7                      | 2:03.493 | 04.481 | 6                      | 2:11.270 | 30.501   | 45                     | 2:19.960 | 1:18.394 | 43                     | 1:56.924 | 01.509   | 13                     | 2:03.768 | 55.657   |
| 14                     | 2:10.691 | 11.679 | 46                     | 2:09.859 | 31.200   | 49                     | 2:18.731 | 1:19.974 | 15                     | 1:57.967 | 04.049   | 14                     | 2:06.658 | 1:00.216 |
| 4                      | 2:14.093 | 15.081 | 23                     | 2:18.674 | 46.586   | 29                     | 2:19.281 | 1:25.188 | 22                     | 2:20.938 | 2 Laps   | 25                     | 2:06.373 | 1:01.810 |
| 24                     | 2:15.103 | 16.091 | 39                     | 2:18.655 | 46.991   | 17                     | 2:21.986 | 1:25.690 | 9                      | 1:58.793 | 08.237   | 24                     | 2:07.149 | 1:06.388 |
| 6                      | 2:15.626 | 16.614 | 21                     | 2:18.522 | 48.087   | 20                     | 2:20.743 | 1:33.096 | 7                      | 1:57.396 | 08.830   | 27                     | 2:06.784 | 1:06.646 |
| 27                     | 2:16.283 | 17.271 | 47                     | 2:18.330 | 49.008   | 22                     | 2:20.918 | 1 Lap    | 19                     | 2:04.443 | 13.088   | 6                      | 2:08.393 | 1:12.722 |
| 13                     | 2:16.373 | 17.361 | 30                     | 2:20.881 | 53.855   | <b>Num T. Vta. Dif</b> |          |          | 12                     | 2:01.680 | 20.182   | 46                     | 2:08.642 | 1:14.933 |
| 46                     | 2:17.736 | 18.724 | 45                     | 2:21.571 | 55.443   | <b>Vta 4</b>           |          |          | 4                      | 2:04.875 | 46.490   | 16                     | 2:01.419 | 2 Laps   |
| 25                     | 2:19.393 | 20.381 | 49                     | 2:25.954 | 58.252   | 26                     | 1:57.534 |          | 13                     | 2:05.282 | 49.306   | <b>Num T. Vta. Dif</b> |          |          |
| 5                      | 2:21.177 | 22.165 | 17                     | 2:24.603 | 1:00.713 | 43                     | 1:57.252 | 02.082   | 14                     | 2:07.786 | 50.975   | <b>Vta 7</b>           |          |          |
| 23                     | 2:24.307 | 25.295 | 29                     | 2:31.980 | 1:02.916 | 15                     | 1:59.050 | 03.579   | 25                     | 2:06.065 | 52.854   | 26                     | 1:59.264 |          |
| 39                     | 2:24.731 | 25.719 | 20                     | 2:37.811 | 1:09.362 | 19                     | 1:58.165 | 06.142   | 24                     | 2:06.748 | 56.656   | 43                     | 1:57.837 | 00.718   |
| 21                     | 2:25.960 | 26.948 | 22                     | 5:14.316 | 1 Lap    | 9                      | 1:58.518 | 06.941   | 27                     | 2:06.408 | 57.279   | 15                     | 2:01.262 | 08.273   |
| 47                     | 2:27.073 | 28.061 | 33                     | 2:49.121 | 1:20.501 | 7                      | 1:57.230 | 08.931   | 6                      | 2:07.840 | 1:01.746 | 7                      | 1:57.999 | 08.786   |
| 29                     | 2:27.331 | 28.319 | <b>Num T. Vta. Dif</b> |          |          | 12                     | 2:01.569 | 15.999   | 46                     | 2:08.490 | 1:03.708 | 23                     | 2:18.929 | 1 Lap    |
| 33                     | 2:27.775 | 28.763 | <b>Vta 3</b>           |          |          | 4                      | 2:04.873 | 39.112   | 16                     | 2:01.398 | 2 Laps   | 9                      | 2:00.682 | 12.452   |
| 20                     | 2:27.946 | 28.934 | 26                     | 1:57.009 |          | 14                     | 2:07.602 | 40.686   | 23                     | 2:18.569 | 1:49.999 | 39                     | 2:18.897 | 1 Lap    |
| 49                     | 2:28.693 | 29.681 | 15                     | 1:57.816 | 02.063   | 13                     | 2:04.726 | 41.521   | 39                     | 2:18.555 | 1:50.441 | 21                     | 2:18.606 | 1 Lap    |
| 30                     | 2:29.369 | 30.357 | 43                     | 1:57.739 | 02.364   | 25                     | 2:05.941 | 44.286   | 21                     | 2:18.355 | 1:51.657 | 47                     | 2:19.862 | 1 Lap    |
| 45                     | 2:30.267 | 31.255 | 19                     | 1:59.168 | 05.511   | 24                     | 2:06.816 | 47.405   | 47                     | 2:18.978 | 1:53.523 | 19                     | 2:03.154 | 24.695   |
| 17                     | 2:32.505 | 33.493 | 9                      | 1:58.997 | 05.957   | 27                     | 2:06.509 | 48.368   | <b>Num T. Vta. Dif</b> |          |          | 30                     | 2:21.721 | 1 Lap    |
| <b>Num T. Vta. Dif</b> |          |        | 7                      | 1:59.809 | 09.235   | 6                      | 2:07.602 | 51.403   | <b>Vta 6</b>           |          |          | 12                     | 2:01.954 | 26.573   |
| 26                     | 1:57.383 |        | 12                     | 2:01.703 | 11.964   | 46                     | 2:08.157 | 52.715   | 26                     | 1:57.417 |          | 49                     | 2:21.910 | 1 Lap    |
| 15                     | 1:58.034 | 01.256 | 14                     | 2:06.646 | 30.618   | 16                     | 2:00.613 | 2 Laps   | 43                     | 1:58.053 | 02.145   | 45                     | 2:22.456 | 1 Lap    |
| 43                     | 1:57.993 | 01.634 | 4                      | 2:05.425 | 31.773   | 23                     | 2:18.458 | 1:28.927 | 30                     | 2:20.444 | 1 Lap    | 29                     | 2:19.019 | 1 Lap    |
| 19                     | 1:58.740 | 03.352 | 13                     | 2:04.670 | 34.329   | 39                     | 2:18.661 | 1:29.383 | 15                     | 1:59.643 | 06.275   | 17                     | 2:23.606 | 1 Lap    |
| 9                      | 1:58.897 | 03.969 | 25                     | 2:05.007 | 35.879   | 21                     | 2:18.542 | 1:30.799 | 45                     | 2:20.957 | 1 Lap    | 20                     | 2:20.232 | 1 Lap    |
| 7                      | 1:59.337 | 06.435 | 24                     | 2:08.613 | 38.123   | 47                     | 2:18.742 | 1:32.042 | 49                     | 2:20.910 | 1 Lap    | 22                     | 2:19.891 | 2 Laps   |
| 12                     | 2:01.000 | 07.270 | 27                     | 2:06.802 | 39.393   | 30                     | 2:20.134 | 1:38.359 | 7                      | 1:58.638 | 10.051   | 13                     | 2:04.754 | 1:01.147 |
|                        |          |        | 6                      | 2:07.843 | 41.335   | 45                     | 2:19.952 | 1:40.812 | 9                      | 2:00.214 | 11.034   | 4                      | 2:07.730 | 1:01.901 |
|                        |          |        | 46                     | 2:07.901 | 42.092   | 49                     | 2:18.843 | 1:41.283 | 29                     | 2:19.822 | 1 Lap    | 14                     | 2:07.010 | 1:07.962 |



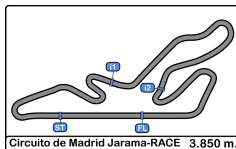
## Circuito de Madrid Jarama - RACE

División 1

1ª Carrera

Análisis

| Num                    | T. Vta.  | Dif      | Num                    | T. Vta.  | Dif      | Num | T. Vta.  | Dif      |
|------------------------|----------|----------|------------------------|----------|----------|-----|----------|----------|
| 25                     | 2:06.114 | 1:08.660 | <b>Vta 9</b>           |          |          | 39  | 2:19.950 | 1 Lap    |
| 24                     | 2:06.896 | 1:14.020 | 43                     | 1:59.632 |          | 21  | 2:19.667 | 1 Lap    |
| 27                     | 2:07.114 | 1:14.496 | 26                     | 2:00.218 | 00.280   | 47  | 2:20.675 | 1 Lap    |
| 6                      | 2:08.410 | 1:21.868 | 7                      | 1:58.689 | 09.147   | 13  | 2:07.829 | 1:25.963 |
| 46                     | 2:08.828 | 1:24.497 | 15                     | 1:58.614 | 09.928   | 30  | 2:20.124 | 1 Lap    |
| 16                     | 2:00.765 | 2 Laps   | 9                      | 1:59.331 | 14.787   | 14  | 2:06.844 | 1:30.228 |
| <b>Num T. Vta. Dif</b> |          |          | 19                     | 2:01.287 | 30.008   | 25  | 2:05.903 | 1:30.406 |
| <b>Vta 8</b>           |          |          | 12                     | 2:02.095 | 32.955   | 49  | 2:19.606 | 1 Lap    |
| 26                     | 1:56.784 |          | 23                     | 2:18.465 | 1 Lap    | 29  | 2:20.620 | 1 Lap    |
| 43                     | 1:56.372 | 00.306   | 39                     | 2:18.453 | 1 Lap    | 45  | 2:20.034 | 1 Lap    |
| 7                      | 1:58.394 | 10.396   | 21                     | 2:18.482 | 1 Lap    | 16  | 2:01.637 | 2 Laps   |
| 15                     | 1:59.763 | 11.252   | 47                     | 2:19.931 | 1 Lap    | 24  | 2:07.143 | 1:38.162 |
| 9                      | 1:59.726 | 15.394   | 30                     | 2:19.823 | 1 Lap    | 27  | 2:07.134 | 1:38.545 |
| 19                     | 2:00.748 | 28.659   | 29                     | 2:20.186 | 1 Lap    | 20  | 2:20.674 | 1 Lap    |
| 12                     | 2:01.009 | 30.798   | 49                     | 2:20.555 | 1 Lap    | 4   | 2:06.867 | 1:51.437 |
| 23                     | 2:18.492 | 1 Lap    | 45                     | 2:22.299 | 1 Lap    | 6   | 2:10.373 | 1:53.257 |
| 39                     | 2:18.422 | 1 Lap    | 13                     | 2:08.148 | 1:19.410 | 46  | 2:09.597 | 1:53.942 |
| 21                     | 2:18.494 | 1 Lap    | 14                     | 2:06.562 | 1:24.660 | 17  | 2:25.646 | 1 Lap    |
| 47                     | 2:19.496 | 1 Lap    | 25                     | 2:06.872 | 1:25.779 | 22  | 2:20.807 | 2 Laps   |
| 30                     | 2:19.550 | 1 Lap    | 20                     | 2:20.541 | 1 Lap    |     |          |          |
| 45                     | 2:20.325 | 1 Lap    | 24                     | 2:06.728 | 1:32.295 |     |          |          |
| 49                     | 2:20.476 | 1 Lap    | 27                     | 2:06.916 | 1:32.687 |     |          |          |
| 29                     | 2:19.074 | 1 Lap    | 17                     | 2:25.521 | 1 Lap    |     |          |          |
| 17                     | 2:22.610 | 1 Lap    | 16                     | 2:01.455 | 2 Laps   |     |          |          |
| 20                     | 2:20.355 | 1 Lap    | 22                     | 2:22.593 | 2 Laps   |     |          |          |
| 13                     | 2:06.837 | 1:11.200 | 6                      | 2:07.701 | 1:44.160 |     |          |          |
| 22                     | 2:21.472 | 2 Laps   | 46                     | 2:08.030 | 1:45.621 |     |          |          |
| 14                     | 2:06.858 | 1:18.036 | 4                      | 2:05.420 | 1:45.846 |     |          |          |
| 25                     | 2:06.969 | 1:18.845 | <b>Num T. Vta. Dif</b> |          |          |     |          |          |
| 24                     | 2:08.269 | 1:25.505 | <b>Vta 10</b>          |          |          |     |          |          |
| 27                     | 2:07.997 | 1:25.709 | 43                     | 2:01.276 |          |     |          |          |
| 16                     | 2:04.517 | 2 Laps   | 7                      | 1:57.899 | 05.770   |     |          |          |
| 6                      | 2:11.313 | 1:36.397 | 15                     | 1:58.512 | 07.164   |     |          |          |
| 46                     | 2:09.816 | 1:37.529 | 9                      | 2:00.169 | 13.680   |     |          |          |
| 4                      | 2:35.247 | 1:40.364 | 19                     | 2:03.919 | 32.651   |     |          |          |
|                        |          |          | 12                     | 2:02.087 | 33.766   |     |          |          |
|                        |          |          | 23                     | 2:19.940 | 1 Lap    |     |          |          |



## Circuito de Madrid Jarama - RACE

División 1

1ª Carrera

Mejores Sectores

| Sector - 1 |    |                                   | Sector - 2 |    |                                   | Sector - 3 |    |                                   | Vuelta Ideal vs Mejor Vuelta |      |    |                                   |            |            |      |
|------------|----|-----------------------------------|------------|----|-----------------------------------|------------|----|-----------------------------------|------------------------------|------|----|-----------------------------------|------------|------------|------|
| Clas       | Nº | Piloto                            | Tiempo     | Nº | Piloto                            | Tiempo     | Nº | Piloto                            | Tiempo                       | Clas | Nº | Piloto                            | Vta. Ideal | Mejor Vta. | Clas |
| 1          | 7  | Jaime Cela Talavera               | 44.442     | 26 | Angel Lafuente Lopez              | 39.253     | 43 | Christian Garcia Garcia           | 32.508                       | 1    | 43 | Christian Garcia Garcia           | 1:56.372   | 1:56.372   | 1    |
| 2          | 43 | Christian Garcia Garcia           | 44.566     | 43 | Christian Garcia Garcia           | 39.298     | 19 | Adrian Martin Abraides            | 32.620                       | 2    | 26 | Angel Lafuente Lopez              | 1:56.672   | 1:56.784   | 2    |
| 3          | 26 | Angel Lafuente Lopez              | 44.613     | 15 | Oscar Auñon Fernandez             | 39.378     | 15 | Oscar Auñon Fernandez             | 32.712                       | 3    | 7  | Jaime Cela Talavera               | 1:56.810   | 1:57.230   | 3    |
| 4          | 15 | Oscar Auñon Fernandez             | 44.986     | 7  | Jaime Cela Talavera               | 39.609     | 9  | Santiago Castilla Salinero        | 32.712                       | 4    | 15 | Oscar Auñon Fernandez             | 1:57.076   | 1:57.816   | 4    |
| 5          | 9  | Santiago Castilla Salinero        | 45.095     | 16 | Eduardo Alonso De Pablo           | 40.074     | 7  | Jaime Cela Talavera               | 32.759                       | 5    | 19 | Adrian Martin Abraides            | 1:58.120   | 1:58.165   | 5    |
| 6          | 19 | Adrian Martin Abraides            | 45.418     | 19 | Adrian Martin Abraides            | 40.082     | 26 | Angel Lafuente Lopez              | 32.806                       | 6    | 9  | Santiago Castilla Salinero        | 1:58.171   | 1:58.518   | 6    |
| 7          | 16 | Eduardo Alonso De Pablo           | 45.743     | 9  | Santiago Castilla Salinero        | 40.364     | 16 | Eduardo Alonso De Pablo           | 33.178                       | 7    | 16 | Eduardo Alonso De Pablo           | 1:58.995   | 2:00.613   | 7    |
| 8          | 12 | Jorge Vila Sainz                  | 45.747     | 12 | Jorge Vila Sainz                  | 40.983     | 12 | Jorge Vila Sainz                  | 33.483                       | 8    | 12 | Jorge Vila Sainz                  | 2:00.213   | 2:01.000   | 8    |
| 9          | 13 | Roberto F. Moreno Cortes          | 46.914     | 5  | Vilanova Capelo - Vilanova Capelo | 41.518     | 13 | Roberto F. Moreno Cortes          | 34.382                       | 9    | 13 | Roberto F. Moreno Cortes          | 2:03.436   | 2:03.768   | 9    |
| 10         | 25 | Guillermo Del Moral Garcia        | 47.676     | 4  | Escobar Alvarez - Vigara Tena     | 41.783     | 4  | Escobar Alvarez - Vigara Tena     | 34.743                       | 10   | 4  | Escobar Alvarez - Vigara Tena     | 2:04.304   | 2:04.362   | 10   |
| 11         | 4  | Escobar Alvarez - Vigara Tena     | 47.778     | 13 | Roberto F. Moreno Cortes          | 42.140     | 25 | Guillermo Del Moral Garcia        | 34.834                       | 11   | 25 | Guillermo Del Moral Garcia        | 2:04.883   | 2:04.883   | 11   |
| 12         | 24 | Iván López Gómez                  | 48.152     | 25 | Guillermo Del Moral Garcia        | 42.373     | 27 | Victor Garrido Gonzalez           | 35.001                       | 12   | 27 | Victor Garrido Gonzalez           | 2:06.219   | 2:06.408   | 12   |
| 13         | 14 | Agustín Arce Pi                   | 48.161     | 14 | Agustín Arce Pi                   | 42.851     | 24 | Iván López Gómez                  | 35.146                       | 13   | 14 | Agustín Arce Pi                   | 2:06.332   | 2:06.562   | 13   |
| 14         | 27 | Victor Garrido Gonzalez           | 48.175     | 27 | Victor Garrido Gonzalez           | 43.043     | 14 | Agustín Arce Pi                   | 35.320                       | 14   | 24 | Iván López Gómez                  | 2:06.377   | 2:06.728   | 14   |
| 15         | 6  | Francisco Comendador Diaz         | 48.312     | 24 | Iván López Gómez                  | 43.079     | 6  | Francisco Comendador Diaz         | 35.774                       | 15   | 6  | Francisco Comendador Diaz         | 2:07.485   | 2:07.602   | 15   |
| 16         | 46 | Deogracias Milan Cano             | 48.630     | 46 | Deogracias Milan Cano             | 43.310     | 46 | Deogracias Milan Cano             | 35.806                       | 16   | 46 | Deogracias Milan Cano             | 2:07.746   | 2:07.901   | 16   |
| 17         | 21 | Daniel Losada Iglesias            | 51.854     | 6  | Francisco Comendador Diaz         | 43.399     | 39 | Javier Parrilla Gonzalez          | 38.144                       | 17   | 21 | Daniel Losada Iglesias            | 2:17.725   | 2:18.355   | 17   |
| 18         | 47 | Samuel Gomez Gomez                | 51.910     | 21 | Daniel Losada Iglesias            | 47.634     | 23 | Miguel Gonzalez Manzaneque        | 38.219                       | 18   | 39 | Javier Parrilla Gonzalez          | 2:17.762   | 2:18.274   | 17   |
| 19         | 39 | Javier Parrilla Gonzalez          | 51.923     | 39 | Javier Parrilla Gonzalez          | 47.695     | 21 | Daniel Losada Iglesias            | 38.237                       | 19   | 23 | Miguel Gonzalez Manzaneque        | 2:18.001   | 2:18.426   | 20   |
| 20         | 23 | Miguel Gonzalez Manzaneque        | 51.940     | 49 | Javier Conejero Gines             | 47.778     | 29 | Ruben Gonzalez Checa              | 38.241                       | 20   | 47 | Samuel Gomez Gomez                | 2:18.323   | 2:18.330   | 18   |
| 21         | 30 | Francisco Lopez-Linares           | 52.053     | 23 | Miguel Gonzalez Manzaneque        | 47.842     | 49 | Javier Conejero Gines             | 38.297                       | 21   | 30 | Francisco Lopez-Linares           | 2:18.474   | 2:18.913   | 22   |
| 22         | 22 | Javier Fraile Gonzalez            | 52.158     | 30 | Francisco Lopez-Linares           | 47.945     | 20 | Sergio Casalins Martinez          | 38.325                       | 22   | 49 | Javier Conejero Gines             | 2:18.500   | 2:18.731   | 21   |
| 23         | 29 | Ruben Gonzalez Checa              | 52.267     | 45 | Guillermo Paz De Sierra           | 47.965     | 47 | Samuel Gomez Gomez                | 38.400                       | 23   | 29 | Ruben Gonzalez Checa              | 2:18.512   | 2:19.019   | 23   |
| 24         | 49 | Javier Conejero Gines             | 52.425     | 29 | Ruben Gonzalez Checa              | 48.004     | 45 | Guillermo Paz De Sierra           | 38.419                       | 24   | 22 | Javier Fraile Gonzalez            | 2:18.985   | 2:19.891   | 24   |
| 25         | 20 | Sergio Casalins Martinez          | 52.567     | 47 | Samuel Gomez Gomez                | 48.013     | 22 | Javier Fraile Gonzalez            | 38.456                       | 25   | 45 | Guillermo Paz De Sierra           | 2:19.150   | 2:19.952   | 25   |
| 26         | 45 | Guillermo Paz De Sierra           | 52.766     | 33 | José Luis Salas Garrido           | 48.127     | 30 | Francisco Lopez-Linares           | 38.476                       | 26   | 20 | Sergio Casalins Martinez          | 2:19.375   | 2:20.232   | 26   |
| 27         | 17 | Martin Cortes Gabin               | 53.076     | 22 | Javier Fraile Gonzalez            | 48.371     | 33 | José Luis Salas Garrido           | 38.523                       | 27   | 5  | Vilanova Capelo - Vilanova Capelo | 2:21.177   | 2:21.177   | 27   |
| 28         | 5  | Vilanova Capelo - Vilanova Capelo | 56.697     | 20 | Sergio Casalins Martinez          | 48.483     | 17 | Martin Cortes Gabin               | 39.256                       | 28   | 17 | Martin Cortes Gabin               | 2:21.178   | 2:21.986   | 28   |
| 29         | 33 | José Luis Salas Garrido           | 1:01.125   | 17 | Martin Cortes Gabin               | 48.846     | 5  | Vilanova Capelo - Vilanova Capelo | 42.962                       | 29   | 33 | José Luis Salas Garrido           | 2:27.775   | 2:27.775   | 29   |





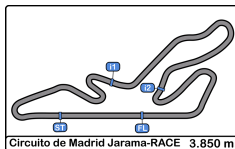
Circuito de Madrid Jarama - RACE

División 1

1ª Carrera

Secuencia Líder

| <u>Nº</u> | <u>Piloto</u>           | <u>Concursante</u> | <u>Vehiculo</u> | <u>Cat</u> | <u>Vta. Inicio</u> | <u>Vta. Fin</u> | <u>Vtas</u> | <u>Total Vtas.</u> |
|-----------|-------------------------|--------------------|-----------------|------------|--------------------|-----------------|-------------|--------------------|
| 26        | Angel Lafuente Lopez    | VSR eSports        | BMW E36 325i    | EN-3       | 1                  | 8               | 8           | 8                  |
| 43        | Christian Garcia Garcia | EFICAR TEAM        | HONDA CIVIC 1.6 | 3          | 9                  | 10              | 2           | 2                  |



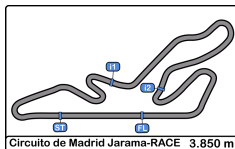
## Circuito de Madrid Jarama - RACE

División 1

1ª Carrera

5 Mejores Tiempos

| Clas | Nº | Piloto                            | Concursante                               | Vehiculo              | Cat  | Mejor 1  |      | Mejor 2  |      | Mejor 3  |      | Mejor 4  |      | Mejor 5  |      |
|------|----|-----------------------------------|---|-----------------------|------|----------|------|----------|------|----------|------|----------|------|----------|------|
|      |    |                                   |   |                       |      | Tiempo   | Vta. | Tiempo   | Vta. | Tiempo   | Vta. | Tiempo   | Vta. | Tiempo   | Vta. |
| 1    | 43 | Christian García García           | EFICAR TEAM                               | HONDA CIVIC 1.6       | 3    | 1:56.372 | 8    | 1:56.924 | 5    | 1:57.252 | 4    | 1:57.739 | 3    | 1:57.837 | 7    |
| 2    | 26 | Ángel Lafuente Lopez              | VSR eSports                               | BMW E36 325i          | EN-3 | 1:56.784 | 8    | 1:57.009 | 3    | 1:57.383 | 2    | 1:57.417 | 6    | 1:57.497 | 5    |
| 3    | 7  | Jaimé Cela Talavera               | RASANTE SPORT                             | CITROEN SAXO 1.6      | 3    | 1:57.230 | 4    | 1:57.396 | 5    | 1:57.899 | 10   | 1:57.999 | 7    | 1:58.394 | 8    |
| 4    | 15 | Oscar Aulton Fernandez            | VSR eSports                               | BMW E36 325i          | EN-3 | 1:57.816 | 3    | 1:57.967 | 5    | 1:58.034 | 2    | 1:58.512 | 10   | 1:58.614 | 9    |
| 5    | 19 | Adrian Martín Abrales             | CLUB JARAMA SPORT                         | HYUNDAI GETZ 1.5 CRDi | 3    | 1:58.165 | 4    | 1:58.740 | 2    | 1:59.168 | 3    | 2:00.748 | 8    | 2:01.007 | 1    |
| 6    | 9  | Santiago Castilla Salinero        | EFICAR TEAM                               | HYUNDAI GETZ 1.5 CRDi | 3    | 1:58.518 | 4    | 1:58.793 | 5    | 1:58.897 | 2    | 1:58.997 | 3    | 1:59.331 | 9    |
| 7    | 16 | Eduardo Alonso De Pablo           | R A C E                                   | HYUNDAI GETZ          | 3    | 2:00.613 | 2    | 2:00.765 | 5    | 2:01.398 | 3    | 2:01.419 | 4    | 2:01.455 | 7    |
| 8    | 12 | Jorge Vila Sainz                  | C.D.E. MADRIDAL CHEC DE CASERA DE CAMONES | HYUNDAI GETZ 1.5 CRDi | 3    | 2:01.000 | 2    | 2:01.009 | 8    | 2:01.118 | 6    | 2:01.569 | 4    | 2:01.680 | 5    |
| 9    | 13 | Roberto F. Moreno Cortes          | C.D.E. MADRIDAL CHEC DE CASERA DE CAMONES | HYUNDAI GETZ 1.5 CRDi | 3    | 2:03.768 | 6    | 2:04.670 | 3    | 2:04.726 | 4    | 2:04.754 | 7    | 2:05.282 | 5    |
| 10   | 4  | Escobar Alvarez - Vigara Tena     | EFICAR TEAM                               | BMW E36 325i          | EN-3 | 2:04.362 | 6    | 2:04.873 | 4    | 2:04.875 | 5    | 2:05.420 | 9    | 2:05.425 | 3    |
| 11   | 25 | Guillermo Del Moral García        | CLUB JARAMA SPORT                         | HYUNDAI ACCENT        | 2    | 2:04.883 | 2    | 2:05.007 | 3    | 2:05.903 | 10   | 2:05.941 | 4    | 2:06.063 | 5    |
| 12   | 27 | Victor Garrido Gonzalez           | CLUB JARAMA SPORT                         | SUZUKI SWIFT CUP      | 2    | 2:06.408 | 5    | 2:06.509 | 4    | 2:06.784 | 6    | 2:06.802 | 3    | 2:06.916 | 9    |
| 13   | 14 | Agustín Arce Pi                   | C.D.E. ULTIMA VUELTA                      | CITROEN SAXO VTS      | JRS  | 2:06.562 | 9    | 2:06.646 | 3    | 2:06.658 | 6    | 2:06.685 | 2    | 2:06.844 | 10   |
| 14   | 24 | Iván López Gómez                  | CLUB JARAMA SPORT                         | SUZUKI SWIFT SPORT    | 2    | 2:06.728 | 9    | 2:06.748 | 5    | 2:06.816 | 4    | 2:06.896 | 7    | 2:07.143 | 10   |
| 15   | 6  | Francisco Comendador Diaz         | C.D.E. DEYSCOM SPORT                      | CITROEN SAXO VTS      | JRS  | 2:07.602 | 4    | 2:07.701 | 9    | 2:07.840 | 5    | 2:07.843 | 3    | 2:08.393 | 6    |
| 16   | 46 | Deogracias Milan Cano             | CLUB JARAMA SPORT                         | CITROEN SAXO VTS      | JRS  | 2:07.901 | 3    | 2:08.030 | 9    | 2:08.157 | 4    | 2:08.490 | 5    | 2:08.642 | 6    |
| 17   | 39 | Javier Parrilla Gonzalez          | EFICAR TEAM                               | TOYOTA AYGO           | 2    | 2:18.274 | 3    | 2:18.422 | 7    | 2:18.453 | 8    | 2:18.555 | 5    | 2:18.655 | 2    |
| 18   | 47 | Samuel Gomez Gomez                | MOTORISMO MAGAZINE S.L.                   | TOYOTA AYGO           | CKV  | 2:18.330 | 2    | 2:18.742 | 4    | 2:18.835 | 3    | 2:18.978 | 5    | 2:19.496 | 7    |
| 19   | 21 | Daniel Losada Iglesias            | MOTORISMO MAGAZINE S.L.                   | TOYOTA AYGO           | CKV  | 2:18.355 | 5    | 2:18.482 | 8    | 2:18.494 | 7    | 2:18.522 | 2    | 2:18.542 | 4    |
| 20   | 23 | Miguel Gonzalez Manzanique        | PARADINAS MOTORSPORT                      | TOYOTA AYGO           | CKV  | 2:18.426 | 3    | 2:18.458 | 4    | 2:18.465 | 8    | 2:18.492 | 7    | 2:18.569 | 5    |
| 21   | 49 | Javier Conejero Gines             | CHEFO SPORT                               | TOYOTA AYGO           | 2    | 2:18.731 | 3    | 2:18.843 | 4    | 2:19.606 | 9    | 2:20.476 | 7    | 2:20.555 | 8    |
| 22   | 30 | Francisco Lopez-Linares           | ESCUADERIA CENTRO                         | TOYOTA AYGO           | 2    | 2:18.913 | 3    | 2:19.550 | 7    | 2:19.823 | 8    | 2:20.124 | 9    | 2:20.134 | 4    |
| 23   | 29 | Ruben Gonzalez Checa              | C.D.E. ULTIMA VUELTA                      | TOYOTA AYGO           | CKV  | 2:19.019 | 6    | 2:19.074 | 7    | 2:19.155 | 4    | 2:19.281 | 3    | 2:19.822 | 5    |
| 24   | 22 | Javier Fraile Gonzalez            | VSR eSports                               | CITROEN SAXO VTS      | JRS  | 2:19.891 | 5    | 2:20.807 | 8    | 2:20.918 | 2    | 2:20.938 | 3    | 2:21.161 | 4    |
| 25   | 45 | Guillermo Paz De Sierra           | RASANTE SPORT                             | TOYOTA AYGO           | CKV  | 2:19.952 | 4    | 2:19.960 | 3    | 2:20.034 | 9    | 2:20.325 | 7    | 2:20.957 | 5    |
| 26   | 20 | Sergio Casalins Martinez          | MOTORISMO MAGAZINE S.L.                   | TOYOTA AYGO           | CKV  | 2:20.232 | 6    | 2:20.355 | 7    | 2:20.541 | 8    | 2:20.582 | 4    | 2:20.674 | 9    |
| 27   | 5  | Vitoriano Capón - Vitoriano Capón | VSR eSports                               | BMW E36 325i          | EN-3 | 2:21.177 | 1    |          |      |          |      |          |      |          |      |
| 28   | 17 | Martín Cortes Gabin               | ESCUADERIA CENTRO                         | TOYOTA AYGO           | 2    | 2:21.986 | 3    | 2:22.017 | 4    | 2:22.456 | 5    | 2:22.610 | 7    | 2:23.606 | 6    |
| 29   | 33 | José Luis Salas Garrido           | ESCUADERIA CENTRO                         | TOYOTA AYGO           | CKV  | 2:27.775 | 1    | 2:49.121 | 2    |          |      |          |      |          |      |



## Circuito de Madrid Jarama - RACE

División 1

1ª Carrera

5 Mejores Velocidades

| Clas | Nº | Piloto                            | Concursante                                    | Vehiculo              | Cat  | Maxima 1 |      | Maxima 2 |      | Maxima 3 |      | Maxima 4 |      | Maxima 5 |      | Media |
|------|----|-----------------------------------|--|-----------------------|------|----------|------|----------|------|----------|------|----------|------|----------|------|-------|
|      |    |                                   |  |                       |      | Km/h     | Vta. | Km/h     | Vta. | Km/h     | Vta. | Km/h     | Vta. | Km/h     | Vta. |       |
| 1    | 7  | Jaime Cela Talavera               | RASANTE SPORT                                  | CITROEN SAXO 1.6      | 3    | 199.2    | 3    | 196.7    | 4    | 194.2    | 5    | 194.2    | 10   | 191.1    | 2    | 195.1 |
| 2    | 26 | Angel Lafuente Lopez              | VSR eSports                                    | BMW E36 325i          | EN-3 | 197.8    | 7    | 196.7    | 6    | 196.0    | 9    | 195.2    | 4    | 195.2    | 5    | 196.2 |
| 3    | 15 | Oscar Aulton Fernandez            | VSR eSports                                    | BMW E36 325i          | EN-3 | 196.3    | 3    | 191.1    | 5    | 190.1    | 9    | 189.1    | 10   | 187.5    | 2    | 190.8 |
| 4    | 9  | Santiago Castilla Salinero        | EFICAR TEAM                                    | HYUNDAI GETZ 1.5 CRDi | 3    | 191.8    | 5    | 190.8    | 3    | 189.1    | 9    | 187.8    | 6    | 187.1    | 10   | 189.3 |
| 5    | 43 | Christian Garcia Garcia           | EFICAR TEAM                                    | HONDA CIVIC 1.6       | 3    | 191.8    | 7    | 190.1    | 9    | 189.8    | 5    | 189.1    | 8    | 185.5    | 2    | 189.2 |
| 6    | 4  | Escolar Alvarez - Vigara Tena     | EFICAR TEAM                                    | BMW E36 325i          | EN-3 | 188.8    | 5    | 183.6    | 3    | 183.3    | 7    | 181.8    | 9    | 180.9    | 6    | 183.7 |
| 7    | 19 | Adrian Martin Abrales             | CLUB JARAMA SPORT                              | HYUNDAI GETZ 1.5 CRDi | 3    | 187.1    | 2    | 185.8    | 4    | 184.9    | 9    | 184.6    | 3    | 178.8    | 8    | 184.2 |
| 8    | 16 | Eduardo Alonso De Pablo           | R A C E  | HYUNDAI GETZ          | 3    | 186.2    | 2    | 184.3    | 3    | 183.6    | 5    | 183.0    | 7    | 182.7    | 8    | 183.9 |
| 9    | 12 | Jorge Vila Sainz                  | C.D.E. NACIONAL C/CO. DE CARRETERA DE CAMIONES | HYUNDAI GETZ 1.5 CRDi | 3    | 185.8    | 2    | 185.5    | 3    | 183.6    | 4    | 182.4    | 5    | 182.4    | 6    | 183.9 |
| 10   | 13 | Roberto F. Moreno Cortes          | C.D.E. NACIONAL C/CO. DE CARRETERA DE CAMIONES | HYUNDAI GETZ 1.5 CRDi | 3    | 180.3    | 8    | 179.4    | 7    | 175.8    | 4    | 175.6    | 5    | 173.9    | 6    | 177.0 |
| 11   | 46 | Deogracias Milan Cano             | CLUB JARAMA SPORT                              | CITROEN SAXO VTS      | JRS  | 178.5    | 4    | 178.2    | 3    | 176.7    | 5    | 176.4    | 9    | 175.8    | 10   | 177.1 |
| 12   | 14 | Agustín Arce Pi                   | C.D.E. ULTIMA VUELTA                           | CITROEN SAXO VTS      | JRS  | 176.7    | 9    | 175.8    | 6    | 175.3    | 5    | 175.3    | 7    | 175.3    | 8    | 175.7 |
| 13   | 25 | Guillermo Del Moral Garcia        | CLUB JARAMA SPORT                              | HYUNDAI ACCENT        | 2    | 176.4    | 2    | 176.1    | 3    | 174.7    | 6    | 174.7    | 9    | 174.4    | 10   | 175.3 |
| 14   | 6  | Francisco Comendador Diaz         | C.D.E. DEYSCOM SPORT                           | CITROEN SAXO VTS      | JRS  | 173.6    | 3    | 173.3    | 4    | 172.8    | 5    | 172.5    | 9    | 172.5    | 10   | 172.9 |
| 15   | 27 | Victor Garrido Gonzalez           | CLUB JARAMA SPORT                              | SUZUKI SWIFT CUP      | 2    | 173.3    | 10   | 173.0    | 6    | 170.8    | 5    | 168.7    | 4    | 168.7    | 9    | 170.9 |
| 16   | 24 | Iván López Gómez                  | CLUB JARAMA SPORT                              | SUZUKI SWIFT SPORT    | 2    | 169.2    | 4    | 169.2    | 5    | 168.2    | 2    | 167.9    | 9    | 167.9    | 10   | 168.5 |
| 17   | 33 | José Luis Salas Garrido           | ESCUDERIA CENTRO                               | TOYOTA AYGO           | CKV  | 160.0    | 2    | 103.3    | 1    |          |      |          |      |          |      | 131.6 |
| 18   | 30 | Francisco Lopez-Linares           | ESCUDERIA CENTRO                               | TOYOTA AYGO           | 2    | 159.2    | 2    | 154.9    | 7    | 154.0    | 4    | 153.4    | 3    | 153.4    | 5    | 155.0 |
| 19   | 20 | Sergio Casalins Martinez          | MOTORISMO MAGAZINE S.L.                        | TOYOTA AYGO           | CKV  | 158.8    | 2    | 153.6    | 6    | 152.7    | 8    | 152.3    | 9    | 152.1    | 7    | 153.9 |
| 20   | 39 | Javier Parrilla Gonzalez          | EFICAR TEAM                                    | TOYOTA AYGO           | 2    | 156.7    | 2    | 156.7    | 8    | 156.2    | 7    | 155.3    | 5    | 154.9    | 9    | 156.0 |
| 21   | 45 | Guillermo Paz De Sierra           | RASANTE SPORT                                  | TOYOTA AYGO           | CKV  | 156.5    | 2    | 154.2    | 6    | 154.2    | 7    | 153.1    | 9    | 152.9    | 3    | 154.2 |
| 22   | 29 | Ruben Gonzalez Checa              | C.D.E. ULTIMA VUELTA                           | TOYOTA AYGO           | CKV  | 155.8    | 2    | 154.7    | 6    | 154.2    | 7    | 152.9    | 9    | 151.6    | 3    | 153.9 |
| 23   | 47 | Samuel Gomez Gomez                | MOTORISMO MAGAZINE S.L.                        | TOYOTA AYGO           | CKV  | 155.1    | 2    | 152.7    | 3    | 152.7    | 4    | 152.7    | 5    | 151.8    | 6    | 153.0 |
| 24   | 49 | Javier Conejero Gines             | CHEFO SPORT                                    | TOYOTA AYGO           | 2    | 155.1    | 2    | 154.9    | 6    | 154.0    | 9    | 153.8    | 5    | 152.3    | 4    | 154.0 |
| 25   | 22 | Javier Fraile Gonzalez            | VSR eSports                                    | CITROEN SAXO VTS      | JRS  | 154.9    | 4    | 153.6    | 8    | 153.4    | 5    | 152.1    | 3    | 151.8    | 6    | 153.1 |
| 26   | 23 | Miguel Gonzalez Manzanque         | PARADINAS MOTORSPORT                           | TOYOTA AYGO           | CKV  | 154.7    | 7    | 153.4    | 2    | 153.4    | 8    | 152.3    | 4    | 152.3    | 9    | 153.2 |
| 27   | 21 | Daniel Losada Iglesias            | MOTORISMO MAGAZINE S.L.                        | TOYOTA AYGO           | CKV  | 153.8    | 7    | 153.6    | 2    | 152.5    | 3    | 152.5    | 8    | 152.3    | 5    | 152.9 |
| 28   | 17 | Martin Cortes Gabin               | ESCUDERIA CENTRO                               | TOYOTA AYGO           | 2    | 153.4    | 2    | 152.5    | 8    | 152.3    | 4    | 151.8    | 9    | 151.2    | 3    | 152.2 |
| 29   | 5  | Vitorino Capelo - Vitorino Capelo | VSR eSports                                    | BMW E36 325i          | EN-3 | 96.0     | 1    |          |      |          |      |          |      |          |      | 96.0  |



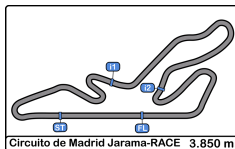
**Circuito de Madrid Jarama - RACE**

**División 1**

**1ª Carrera**

**Secuencia Vueltas Rápidas**

| <u>Vta</u> | <u>Hora Día</u> | <u>T Sesion</u> | <u>Nº</u> | <u>Piloto</u>           | <u>Concursante</u> | <u>Vehiculo</u> | <u>Cat</u> | <u>Tiempo</u>   | <u>Km/h</u> |
|------------|-----------------|-----------------|-----------|-------------------------|--------------------|-----------------|------------|-----------------|-------------|
| 2          | 12:15:43.004    | 3:56.004        | 26        | Angel Lafuente Lopez    | VSR eSports        | BMW E36 325i    | EN-3       | <b>1:57.383</b> | 118.0       |
| 3          | 12:17:40.013    | 5:53.013        | 26        | Angel Lafuente Lopez    | VSR eSports        | BMW E36 325i    | EN-3       | <b>1:57.009</b> | 118.4       |
| 5          | 12:21:36.553    | 9:49.553        | 43        | Christian Garcia Garcia | EFICAR TEAM        | HONDA CIVIC 1.6 | 3          | <b>1:56.924</b> | 118.5       |
| 8          | 12:27:28.509    | 15:41.509       | 26        | Angel Lafuente Lopez    | VSR eSports        | BMW E36 325i    | EN-3       | <b>1:56.784</b> | 118.6       |
| 8          | 12:27:28.815    | 15:41.815       | 43        | Christian Garcia Garcia | EFICAR TEAM        | HONDA CIVIC 1.6 | 3          | <b>1:56.372</b> | 119.1       |



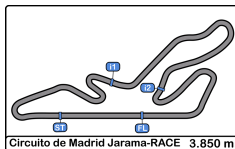
## Circuito de Madrid Jarama - RACE

### División 1

### 1ª Carrera

### Mejor Máxima Velocidad del Evento

| Cls | Nº | Piloto                          | Concursante                                  | Vehiculo              | Cat  | Km/h  | Sesión                     |
|-----|----|---------------------------------|--|-----------------------|------|-------|----------------------------|
| 1   | 7  | Jaime Cela Talavera             | RASANTE SPORT                                | CITROEN SAXO 1.6      | 3    | 199.2 | 1ª Carrera                 |
| 2   | 26 | Angel Lafuente Lopez            | VSR eSports                                  | BMW E36 325i          | EN-3 | 198.8 | Entrenamiento cronometrado |
| 3   | 15 | Oscar Aulífon Fernandez         | VSR eSports                                  | BMW E36 325i          | EN-3 | 196.3 | 1ª Carrera                 |
| 4   | 5  | Vibranes Capta - Vibranes Capta | VSR eSports                                  | BMW E36 325i          | EN-3 | 194.2 | Entrenamiento cronometrado |
| 5   | 9  | Santiago Castilla Salinero      | EFICAR TEAM                                  | HYUNDAI GETZ 1.5 CRDi | 3    | 191.8 | 1ª Carrera                 |
| 6   | 43 | Christian Garcia Garcia         | EFICAR TEAM                                  | HONDA CIVIC 1.6       | 3    | 191.8 | 1ª Carrera                 |
| 7   | 4  | Escobar Alvarez - Vignara Tena  | EFICAR TEAM                                  | BMW E36 325i          | EN-3 | 191.1 | Entrenamiento cronometrado |
| 8   | 16 | Eduardo Alonso De Pablo         | R A C E                                      | HYUNDAI GETZ          | 3    | 188.8 | Entrenamiento cronometrado |
| 9   | 19 | Adrian Martin Abraides          | CLUB JARAMA SPORT                            | HYUNDAI GETZ 1.5 CRDi | 3    | 188.1 | Entrenamiento cronometrado |
| 10  | 12 | Jorge Vila Sainz                | C.D.E NACIONAL -ONCC- DE CARRERA DE CAMIONES | HYUNDAI GETZ 1.5 CRDi | 3    | 185.8 | 1ª Carrera                 |
| 11  | 13 | Roberto F. Moreno Cortes        | C.D.E NACIONAL -ONCC- DE CARRERA DE CAMIONES | HYUNDAI GETZ 1.5 CRDi | 3    | 180.3 | 1ª Carrera                 |
| 12  | 46 | Deogracias Milan Cano           | CLUB JARAMA SPORT                            | CITROEN SAXO VTS      | JRS  | 178.5 | 1ª Carrera                 |
| 13  | 14 | Agustín Arce Pi                 | C.D.E. ULTIMA VUELTA                         | CITROEN SAXO VTS      | JRS  | 177.0 | Entrenamiento cronometrado |
| 14  | 25 | Guillermo Del Moral Garcia      | CLUB JARAMA SPORT                            | HYUNDAI ACCENT        | 2    | 176.4 | 1ª Carrera                 |
| 15  | 22 | Javier Fraile Gonzalez          | VSR eSports                                  | CITROEN SAXO VTS      | JRS  | 175.0 | Entrenamiento cronometrado |
| 16  | 6  | Francisco Comendador Diaz       | C.D.E DEYSCOM SPORT                          | CITROEN SAXO VTS      | JRS  | 173.6 | 1ª Carrera                 |
| 17  | 27 | Victor Garrido Gonzalez         | CLUB JARAMA SPORT                            | SUZUKI SWIFT CUP      | 2    | 173.3 | 1ª Carrera                 |
| 18  | 24 | Iván López Gómez                | CLUB JARAMA SPORT                            | SUZUKI SWIFT SPORT    | 2    | 172.8 | Entrenamiento Libre        |
| 19  | 33 | José Luis Salas Garrido         | ESCUADERIA CENTRO                            | TOYOTA AYGO           | CKV  | 160.0 | 1ª Carrera                 |
| 20  | 30 | Francisco Lopez-Linares         | ESCUADERIA CENTRO                            | TOYOTA AYGO           | 2    | 159.2 | 1ª Carrera                 |
| 21  | 20 | Sergio Casalins Martinez        | MOTORISMO MAGAZINE S.L.                      | TOYOTA AYGO           | CKV  | 158.8 | 1ª Carrera                 |
| 22  | 39 | Javier Parrilla Gonzalez        | EFICAR TEAM                                  | TOYOTA AYGO           | 2    | 156.7 | 1ª Carrera                 |
| 23  | 23 | Miguel Gonzalez Manzanique      | PARADINAS MOTORSPORT                         | TOYOTA AYGO           | CKV  | 156.5 | Entrenamiento cronometrado |
| 24  | 45 | Guillermo Paz De Sierra         | RASANTE SPORT                                | TOYOTA AYGO           | CKV  | 156.5 | 1ª Carrera                 |
| 25  | 29 | Ruben Gonzalez Checa            | C.D.E. ULTIMA VUELTA                         | TOYOTA AYGO           | CKV  | 156.0 | Entrenamiento cronometrado |
| 26  | 47 | Samuel Gomez Gomez              | MOTORISMO MAGAZINE S.L.                      | TOYOTA AYGO           | CKV  | 155.1 | 1ª Carrera                 |
| 27  | 49 | Javier Conejero Gines           | CHEFO SPORT                                  | TOYOTA AYGO           | 2    | 155.1 | 1ª Carrera                 |
| 28  | 21 | Daniel Losada Iglesias          | MOTORISMO MAGAZINE S.L.                      | TOYOTA AYGO           | CKV  | 154.9 | Entrenamiento Libre        |
| 29  | 17 | Martin Cortes Gabin             | ESCUADERIA CENTRO                            | TOYOTA AYGO           | 2    | 153.4 | Entrenamiento cronometrado |



### Circuito de Madrid Jarama - RACE

### División 1

### 1ª Carrera

### Cuentavueltas

### VTA

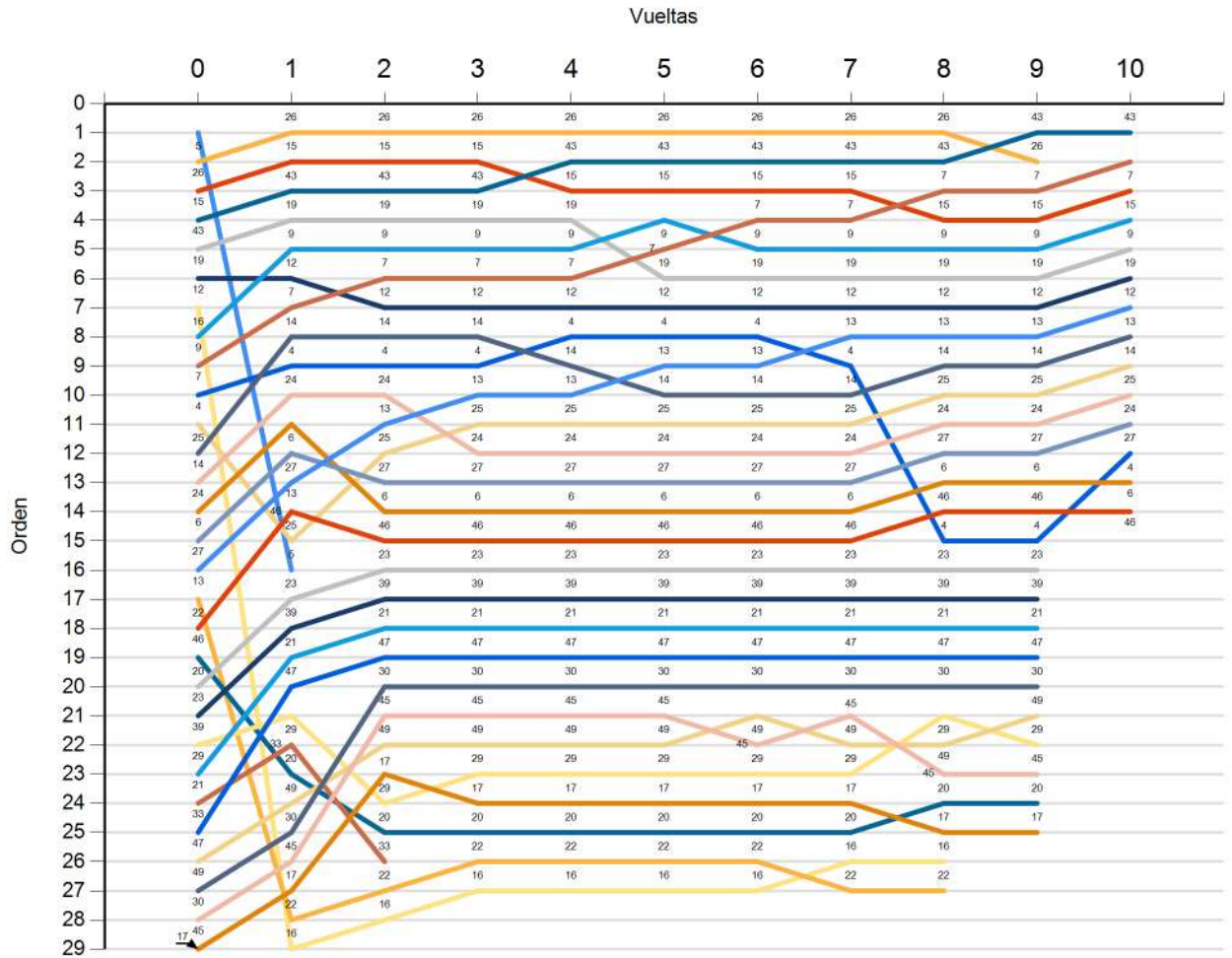
| Nr | Pos | Grid | 1  | 2  | 3  | 4  | 5  | 6  | 7  | 8  | 9  | 10 |
|----|-----|------|----|----|----|----|----|----|----|----|----|----|
| 5  | 1   | 5    | 26 | 26 | 26 | 26 | 26 | 26 | 26 | 26 | 43 | 43 |
| 26 | 2   | 26   | 15 | 15 | 15 | 43 | 43 | 43 | 43 | 43 | 26 | 7  |
| 15 | 3   | 15   | 43 | 43 | 43 | 15 | 15 | 15 | 15 | 7  | 7  | 15 |
| 43 | 4   | 43   | 19 | 19 | 19 | 19 | 9  | 7  | 7  | 15 | 15 | 9  |
| 19 | 5   | 19   | 9  | 9  | 9  | 9  | 7  | 9  | 9  | 9  | 9  | 19 |
| 12 | 6   | 12   | 12 | 7  | 7  | 7  | 19 | 19 | 19 | 19 | 19 | 12 |
| 16 | 7   | 16   | 7  | 12 | 12 | 12 | 12 | 12 | 12 | 12 | 12 | 13 |
| 9  | 8   | 9    | 14 | 14 | 14 | 4  | 4  | 4  | 13 | 13 | 13 | 14 |
| 7  | 9   | 7    | 4  | 4  | 4  | 14 | 13 | 13 | 4  | 14 | 14 | 25 |
| 4  | 10  | 4    | 24 | 24 | 13 | 13 | 14 | 14 | 14 | 25 | 25 | 24 |
| 25 | 11  | 25   | 6  | 13 | 25 | 25 | 25 | 25 | 25 | 24 | 24 | 27 |
| 14 | 12  | 14   | 27 | 25 | 24 | 24 | 24 | 24 | 24 | 27 | 27 | 4  |
| 24 | 13  | 24   | 13 | 27 | 27 | 27 | 27 | 27 | 27 | 6  | 6  | 6  |
| 6  | 14  | 6    | 46 | 6  | 6  | 6  | 6  | 6  | 6  | 46 | 46 | 46 |
| 27 | 15  | 27   | 25 | 46 | 46 | 46 | 46 | 46 | 46 | 4  | 4  | 4  |
| 13 | 16  | 13   | 5  | 23 | 23 | 23 | 23 | 23 | 23 | 23 | 23 | 23 |
| 22 | 17  | 22   | 23 | 39 | 39 | 39 | 39 | 39 | 39 | 39 | 39 | 39 |
| 46 | 18  | 46   | 39 | 21 | 21 | 21 | 21 | 21 | 21 | 21 | 21 | 21 |
| 20 | 19  | 20   | 21 | 47 | 47 | 47 | 47 | 47 | 47 | 47 | 47 | 47 |
| 23 | 20  | 23   | 47 | 30 | 30 | 30 | 30 | 30 | 30 | 30 | 30 | 30 |
| 39 | 21  | 39   | 29 | 45 | 45 | 45 | 45 | 49 | 45 | 29 | 49 | 49 |
| 29 | 22  | 29   | 33 | 49 | 49 | 49 | 49 | 45 | 49 | 49 | 29 | 29 |
| 21 | 23  | 21   | 20 | 17 | 29 | 29 | 29 | 29 | 29 | 45 | 45 | 45 |
| 33 | 24  | 33   | 49 | 29 | 17 | 17 | 17 | 17 | 17 | 20 | 20 | 20 |
| 47 | 25  | 47   | 30 | 20 | 20 | 20 | 20 | 20 | 20 | 17 | 17 | 17 |
| 49 | 26  | 49   | 45 | 33 | 22 | 22 | 22 | 22 | 16 | 16 | 16 | 16 |
| 30 | 27  | 30   | 17 | 22 | 16 | 16 | 16 | 16 | 22 | 22 | 22 | 22 |
| 45 | 28  | 45   | 22 | 16 |    |    |    |    |    |    |    |    |
| 17 | 29  | 17   | 16 |    |    |    |    |    |    |    |    |    |





**Circuito de Madrid Jarama - RACE**  
**División 1**  
**1ª Carrera**  
**Cuentavueltas Gráfico**

- 5
- 26
- 15
- 43
- 19
- 12
- 16
- 9
- 7
- 4
- 25
- 14
- 24
- 6
- 27
- 13
- 22
- 46
- 20
- 23
- 39
- 29
- 21
- 33
- 47
- 49
- 30
- 45
- 17





Circuito de Madrid Jarama - RACE

División 1

1ª Carrera

Tiempos Parada en Pit

| <u>Nº</u> | <u>Tiempo Día</u> | <u>Piloto</u> | <u>Concursante</u> | <u>Vehiculo</u> | <u>Cat</u> | <u>Tiempo Entrada</u> | <u>Nº Parada</u> | <u>Tiempo Pit</u> | <u>Handicap</u> |
|-----------|-------------------|---------------|--------------------|-----------------|------------|-----------------------|------------------|-------------------|-----------------|
|-----------|-------------------|---------------|--------------------|-----------------|------------|-----------------------|------------------|-------------------|-----------------|

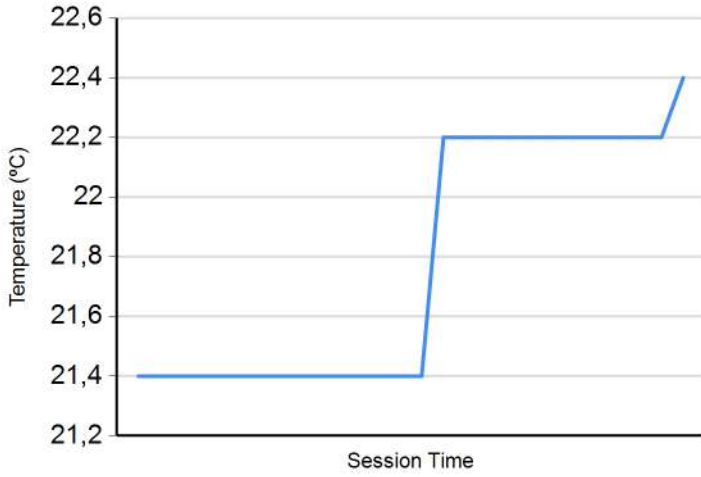




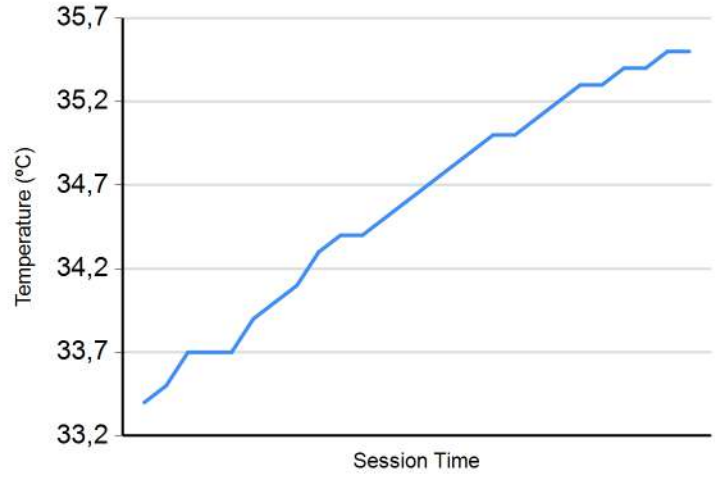


**Circuito de Madrid Jarama - RACE**  
**División 1**  
**1ª Carrera**  
**Informe Meteorológico**

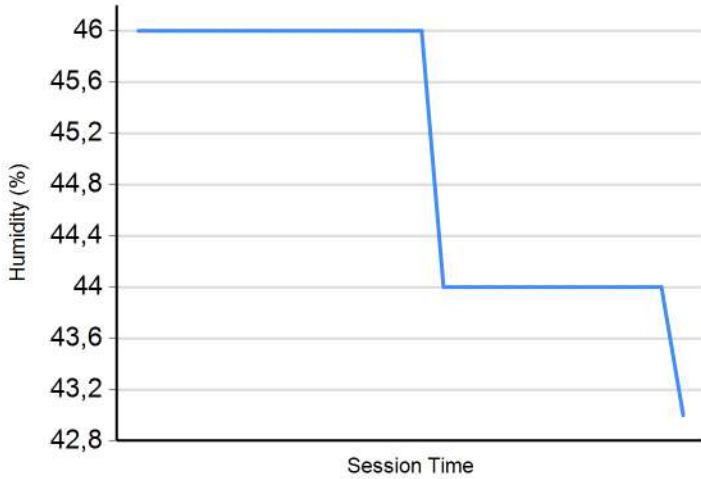
**Temperatura Aire**



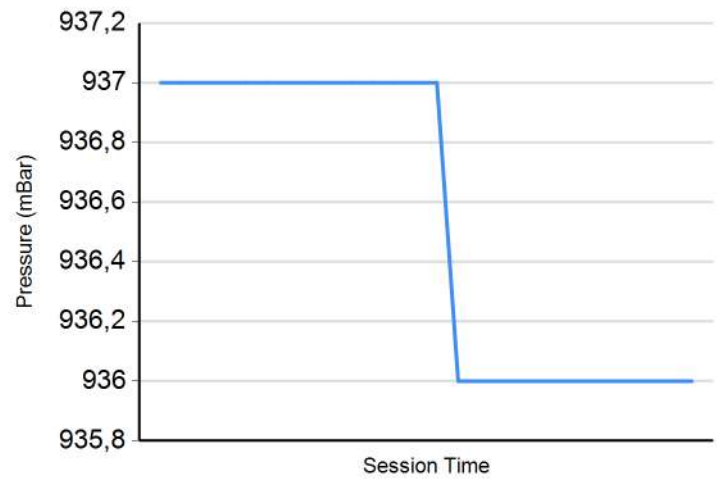
**Temperatura Pista**



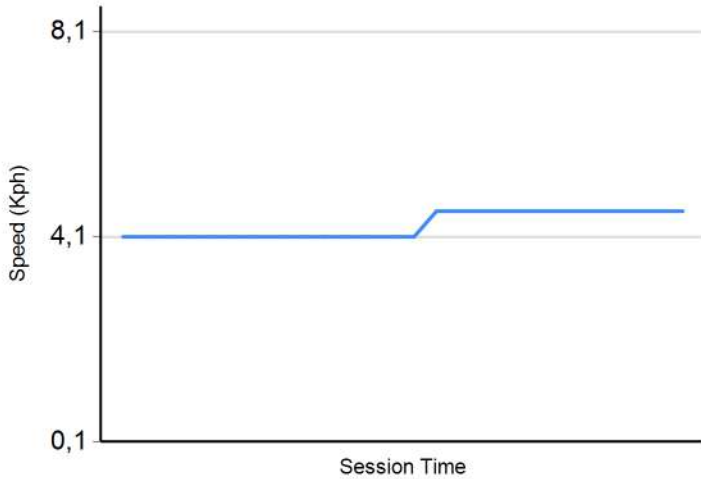
**Humedad**



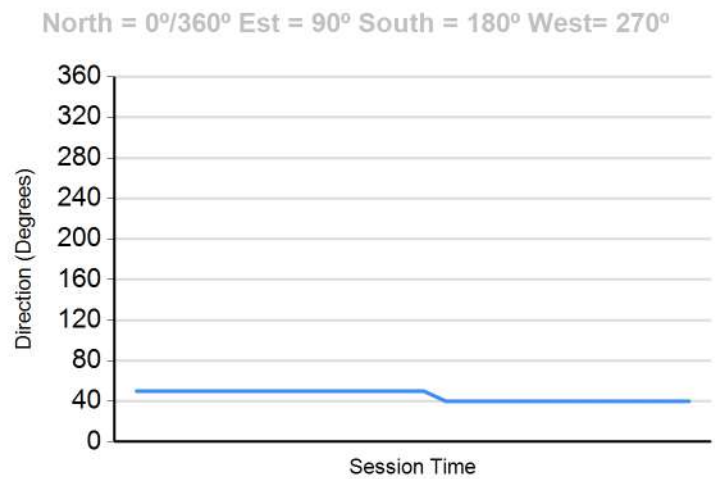
**Presión**

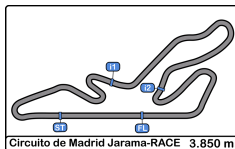


**Velocidad Viento**



**Dirección Viento**





## Circuito de Madrid Jarama - RACE

División 1

1ª Carrera

Resultados Finales

| Cls | Nº | Piloto                         | Concursante                                 | Vehiculo              | Cat  | Cl | N.V. | Tiempo    | Dif 1º   | Dif Ant. | Km/h  | V.R. | Tiempo   | Km/h  |
|-----|----|--------------------------------|---|-----------------------|------|----|------|-----------|----------|----------|-------|------|----------|-------|
| 1   | 43 | Christian Garcia Garcia        | EFICAR TEAM                                 | HONDA CIVIC 1.6       | 3    | 1  | 10   | 19:43.114 |          |          | 117.1 | 8    | 1:56.372 | 119.1 |
| 2   | 7  | Jaime Cela Talavera            | RASANTE SPORT                               | CITROEN SAXO 1.6      | 3    | 2  | 10   | 19:48.884 | 5.770    | 5.770    | 116.5 | 4    | 1:57.230 | 118.2 |
| 3   | 15 | Oscar Auñón Fernandez          | VSR eSports                                 | BMW E36 325i          | EN-3 | 1  | 10   | 19:50.278 | 7.164    | 1.394    | 116.4 | 3    | 1:57.816 | 117.6 |
| 4   | 9  | Santiago Castilla Salinero     | EFICAR TEAM                                 | HYUNDAI GETZ 1.5 CRDi | 3    | 3  | 10   | 19:56.794 | 13.680   | 6.516    | 115.8 | 4    | 1:58.518 | 116.9 |
| 5   | 19 | Adrian Martín Abraldes         | CLUB JARAMA SPORT                           | HYUNDAI GETZ 1.5 CRDi | 3    | 4  | 10   | 20:15.765 | 32.651   | 18.971   | 114.0 | 4    | 1:58.165 | 117.2 |
| 6   | 12 | Jorge Vila Sainz               | C.D.E. NACIONAL ONCC DE CARRERA DE CAMIONES | HYUNDAI GETZ 1.5 CRDi | 3    | 5  | 10   | 20:16.880 | 33.766   | 1.115    | 113.8 | 2    | 2:01.000 | 114.5 |
| 7   | 13 | Roberto F. Moreno Cortes       | C.D.E. NACIONAL ONCC DE CARRERA DE CAMIONES | HYUNDAI GETZ 1.5 CRDi | 3    | 6  | 10   | 21:09.077 | 1:25.963 | 52.197   | 109.2 | 6    | 2:03.768 | 111.9 |
| 8   | 14 | Agustín Arce Pi                | C.D.E. ULTIMA VUELTA                        | CITROEN SAXO VTS      | JR   | 1  | 10   | 21:13.342 | 1:30.228 | 4.265    | 108.8 | 9    | 2:06.562 | 109.5 |
| 9   | 25 | Guillermo Del Moral García     | CLUB JARAMA SPORT                           | HYUNDAI ACCENT        | 2    | 1  | 10   | 21:13.520 | 1:30.406 | 0.178    | 108.8 | 2    | 2:04.883 | 110.9 |
| 10  | 24 | Iván López Gómez               | CLUB JARAMA SPORT                           | SUZUKI SWIFT SPORT    | 2    | 2  | 10   | 21:21.276 | 1:38.162 | 7.756    | 108.1 | 9    | 2:06.728 | 109.3 |
| 11  | 27 | Victor Garrido Gonzalez        | CLUB JARAMA SPORT                           | SUZUKI SWIFT CUP      | 2    | 3  | 10   | 21:21.659 | 1:38.545 | 0.383    | 108.1 | 5    | 2:06.408 | 109.6 |
| 12  | 4  | Escolar Alvarez - Vigarra Tena | EFICAR TEAM                                 | BMW E36 325i          | EN-3 | 2  | 10   | 21:34.551 | 1:51.437 | 12.892   | 107.0 | 6    | 2:04.362 | 111.4 |
| 13  | 6  | Francisco Comendador Díaz      | C.D.E. DEYSCOM SPORT                        | CITROEN SAXO VTS      | JR   | 2  | 10   | 21:36.371 | 1:53.257 | 1.820    | 106.9 | 4    | 2:07.602 | 108.6 |
| 14  | 46 | Deogracias Milán Cano          | CLUB JARAMA SPORT                           | CITROEN SAXO VTS      | JR   | 3  | 10   | 21:37.056 | 1:53.942 | 0.685    | 106.8 | 3    | 2:07.901 | 108.3 |
| 15  | 26 | Angel Lafuente Lopez           | VSR eSports                                 | BMW E36 325i          | EN-3 | 3  | 9    | 17:42.118 | 1 Vta    | 1 Vta    | 117.4 | 8    | 1:56.784 | 118.6 |
| 16  | 23 | Miguel Gonzalez Manzanique     | PARADINAS MOTORSPORT                        | TOYOTA AYGO           | CK   | 1  | 9    | 20:54.260 | 1 Vta    | 3:12.142 | 99.4  | 3    | 2:18.426 | 100.1 |
| 17  | 39 | Javier Parrilla Gonzalez       | EFICAR TEAM                                 | TOYOTA AYGO           | 2    | 4  | 9    | 20:54.598 | 1 Vta    | 0.338    | 99.4  | 3    | 2:18.274 | 100.2 |
| 18  | 21 | Daniel Losada Iglesias         | MOTORISMO MAGAZINE S.L.                     | TOYOTA AYGO           | CK   | 2  | 9    | 20:55.341 | 1 Vta    | 0.743    | 99.3  | 5    | 2:18.355 | 100.1 |
| 19  | 47 | Samuel Gomez Gomez             | MOTORISMO MAGAZINE S.L.                     | TOYOTA AYGO           | CK   | 3  | 9    | 21:01.922 | 1 Vta    | 6.581    | 98.8  | 2    | 2:18.330 | 100.1 |
| 20  | 30 | Francisco Lopez-Linares        | ESCUADERIA CENTRO                           | TOYOTA AYGO           | 2    | 5  | 9    | 21:10.959 | 1 Vta    | 9.037    | 98.1  | 3    | 2:18.913 | 99.7  |
| 21  | 49 | Javier Conejero Gines          | CHEFO SPORT                                 | TOYOTA AYGO           | 2    | 6  | 9    | 21:15.678 | 1 Vta    | 4.719    | 97.7  | 3    | 2:18.731 | 99.9  |
| 22  | 29 | Ruben Gonzalez Checa           | C.D.E. ULTIMA VUELTA                        | TOYOTA AYGO           | CK   | 4  | 9    | 21:16.468 | 1 Vta    | 0.790    | 97.7  | 6    | 2:19.019 | 99.6  |
| 23  | 45 | Guillermo Paz De Sierra        | RASANTE SPORT                               | TOYOTA AYGO           | CK   | 5  | 9    | 21:17.821 | 1 Vta    | 1.353    | 97.6  | 4    | 2:19.952 | 99.0  |
| 24  | 10 | Sergio Casalins Martinez       | MOTORISMO MAGAZINE S.L.                     | TOYOTA AYGO           | CK   | 6  | 9    | 21:31.250 | 1 Vta    | 13.429   | 96.6  | 6    | 2:20.232 | 98.8  |
| 25  | 17 | Martin Cortes Gabin            | ESCUADERIA CENTRO                           | TOYOTA AYGO           | 2    | 7  | 9    | 21:40.950 | 1 Vta    | 9.700    | 95.8  | 3    | 2:21.986 | 97.6  |
| 26  | 16 | Eduardo Alonso De Pablo        | R A C E                                     | HYUNDAI GETZ          | 3    | 7  | 8    | 21:18.862 | 2 Vtas   | 1 Vta    | 86.7  | 2    | 2:00.613 | 114.9 |
| 27  | 22 | Javier Fraile Gonzalez         | VSR eSports                                 | CITROEN SAXO VTS      | JR   | 4  | 8    | 21:42.096 | 2 Vtas   | 23.234   | 85.1  | 5    | 2:19.891 | 99.0  |

No clasificados: (Requerimiento: 75% del numero de vueltas del lider = 8 Vueltas)

|    |                                     |                   |              |      |   |   |          |        |        |      |   |          |      |
|----|-------------------------------------|-------------------|--------------|------|---|---|----------|--------|--------|------|---|----------|------|
| 33 | José Luis Salas Garrido             | ESCUADERIA CENTRO | TOYOTA AYGO  | CK   | 7 | 2 | 5:16.896 | 8 Vtas | 6 Vtas | 87.4 | 1 | 2:27.775 | 93.7 |
| 5  | Vilmarino Capelo - Vilmarino Capelo | VSR eSports       | BMW E36 325i | EN-3 | 4 | 1 | 2:21.177 | 9 Vtas | 1 Vta  | 98.1 | 1 | 2:21.177 | 98.1 |

Vta. rápida de Christian Garcia Garcia en 1:56.372 a 119.1 Km/h en la vuelta 8

Publicada a las:.....

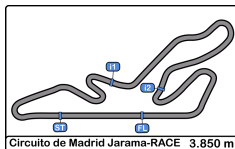
Temp. Pista: 35.5 °C Temp. Aire: 22.4 °C Humedad: 43 % Estado Pista: SECA

Comisarios Deportivos:

Director de Carrera:

Cronometrador:





## Circuito de Madrid Jarama - RACE

División 1

2ª Carrera

### Resultados Provisionales

| Cls  | Nº | Piloto                        | Concursante                                     | Vehiculo              | Cat  | Cl | N.V. | Tiempo    | Dif 1º   | Dif Ant. | Km/h  | V.R. | Tiempo   | Km/h  |
|--|----|-------------------------------|---|-----------------------|------|----|------|-----------|----------|----------|-------|------|----------|-------|
| 1  | 26 | Angel Lafuente Lopez          | VSR eSports                                     | BMW E36 325i          | EN-3 | 1  | 10   | 20:00.820 |          |          | 115.4 | 2    | 1:58.784 | 116.6 |
| 2  | 15 | Oscar Auñon Fernandez         | VSR eSports                                     | BMW E36 325i          | EN-3 | 2  | 10   | 20:02.473 | 1.653    | 1.653    | 115.2 | 5    | 1:59.243 | 116.2 |
| 3  | 7  | Jaime Cela Talavera           | RASANTE SPORT                                   | CITROEN SAXO 1.6      | 3    | 1  | 10   | 20:10.805 | 9.985    | 8.332    | 114.4 | 2    | 1:57.255 | 118.2 |
| 4  | 16 | Eduardo Alonso De Pablo       | R A C E   | HYUNDAI GETZ          | 3    | 2  | 10   | 20:11.764 | 10.944   | 0.959    | 114.3 | 10   | 1:59.496 | 115.9 |
| 5  | 4  | Escolar Alvarez - Vigara Tena | EFICAR TEAM                                     | BMW E36 325i          | EN-3 | 3  | 10   | 20:18.814 | 17.994   | 7.050    | 113.7 | 5    | 2:00.302 | 115.2 |
| 6  | 9  | Santiago Castilla Salinero    | EFICAR TEAM                                     | HYUNDAI GETZ 1.5 CRDi | 3    | 3  | 10   | 20:23.898 | 23.078   | 5.084    | 113.2 | 4    | 1:59.780 | 115.7 |
| 7  | 12 | Jorge Vila Sainz              | C.D.E. NACIONAL - ONIC - DE CARRERA DE CAMIONES | HYUNDAI GETZ 1.5 CRDi | 3    | 4  | 10   | 20:25.618 | 24.798   | 1.720    | 113.0 | 2    | 2:00.485 | 115.0 |
| 8  | 13 | Roberto F. Moreno Cortes      | C.D.E. NACIONAL - ONIC - DE CARRERA DE CAMIONES | HYUNDAI GETZ 1.5 CRDi | 3    | 5  | 10   | 21:08.885 | 1:08.065 | 43.267   | 109.2 | 3    | 2:04.547 | 111.2 |
| 9  | 25 | Guillermo Del Moral Garcia    | CLUB JARAMA SPORT                               | HYUNDAI ACCENT        | 2    | 1  | 10   | 21:12.431 | 1:11.611 | 3.546    | 108.9 | 3    | 2:05.977 | 110.0 |
| 10   | 14 | Agustín Arce Pi               | C.D.E. ULTIMA VUELTA                            | CITROEN SAXO VTS      | JR   | 1  | 10   | 21:13.149 | 1:12.329 | 0.718    | 108.8 | 10   | 2:06.787 | 109.3 |
| 11   | 27 | Victor Garrido Gonzalez       | CLUB JARAMA SPORT                               | SUZUKI SWIFT CUP      | 2    | 2  | 10   | 21:25.950 | 1:25.130 | 12.801   | 107.7 | 7    | 2:07.463 | 108.7 |
| 12   | 22 | Javier Fraile Gonzalez        | VSR eSports                                     | CITROEN SAXO VTS      | JR   | 2  | 10   | 21:32.508 | 1:31.688 | 6.558    | 107.2 | 2    | 2:07.885 | 108.3 |
| 13   | 24 | Iván López Gómez              | CLUB JARAMA SPORT                               | SUZUKI SWIFT SPORT    | 2    | 3  | 10   | 21:38.541 | 1:37.721 | 6.033    | 106.7 | 2    | 2:07.428 | 108.7 |
| 14   | 46 | Deogracias Milan Cano         | CLUB JARAMA SPORT                               | CITROEN SAXO VTS      | JR   | 3  | 9    | 20:52.365 | 1 Vta    | 1 Vta    | 99.6  | 2    | 2:08.196 | 108.1 |
| 15   | 23 | Miguel Gonzalez Manzanegue    | PARADINAS MOTORSPORT                            | TOYOTA AYGO           | CK   | 1  | 9    | 20:56.784 | 1 Vta    | 4.419    | 99.2  | 5    | 2:18.370 | 100.1 |
| 16   | 39 | Javier Parrilla Gonzalez      | EFICAR TEAM                                     | TOYOTA AYGO           | 2    | 4  | 9    | 20:57.155 | 1 Vta    | 0.371    | 99.2  | 8    | 2:18.342 | 100.1 |
| 17   | 20 | Sergio Casalins Martinez      | MOTORISMO MAGAZINE S.L.                         | TOYOTA AYGO           | CK   | 2  | 9    | 20:57.397 | 1 Vta    | 0.242    | 99.2  | 8    | 2:18.081 | 100.3 |
| 18   | 29 | Ruben Gonzalez Checa          | C.D.E. ULTIMA VUELTA                            | TOYOTA AYGO           | CK   | 3  | 9    | 20:58.046 | 1 Vta    | 0.649    | 99.1  | 4    | 2:18.281 | 100.2 |
| 19   | 47 | Samuel Gomez Gomez            | MOTORISMO MAGAZINE S.L.                         | TOYOTA AYGO           | CK   | 4  | 9    | 20:58.849 | 1 Vta    | 0.803    | 99.0  | 8    | 2:18.283 | 100.2 |
| 20   | 21 | Daniel Losada Iglesias        | MOTORISMO MAGAZINE S.L.                         | TOYOTA AYGO           | CK   | 5  | 9    | 21:02.141 | 1 Vta    | 3.292    | 98.8  | 6    | 2:18.832 | 99.8  |
| 21   | 49 | Javier Conejero Gines         | CHEFO SPORT                                     | TOYOTA AYGO           | 2    | 5  | 9    | 21:06.735 | 1 Vta    | 4.594    | 98.4  | 5    | 2:19.164 | 99.5  |
| 22   | 45 | Guillermo Paz De Sierra       | RASANTE SPORT                                   | TOYOTA AYGO           | CK   | 6  | 9    | 21:11.725 | 1 Vta    | 4.990    | 98.0  | 2    | 2:19.305 | 99.4  |
| 23   | 30 | Francisco Lopez-Linares       | ESCUADERIA CENTRO                               | TOYOTA AYGO           | 2    | 6  | 9    | 21:16.840 | 1 Vta    | 5.115    | 97.6  | 4    | 2:18.981 | 99.7  |
| 24   | 33 | José Luis Salas Garrido       | ESCUADERIA CENTRO                               | TOYOTA AYGO           | CK   | 7  | 9    | 21:26.996 | 1 Vta    | 10.156   | 96.9  | 2    | 2:19.287 | 99.5  |
| 25   | 17 | Martin Cortes Gabin           | ESCUADERIA CENTRO                               | TOYOTA AYGO           | 2    | 7  | 9    | 21:33.687 | 1 Vta    | 6.691    | 96.4  | 2    | 2:20.886 | 98.3  |
| 26   | 43 | Christian Garcia Garcia       | EFICAR TEAM                                     | HONDA CIVIC 1.6       | 3    | 6  | 8    | 15:55.719 | 2 Vtas   | 1 Vta    | 116.0 | 4    | 1:58.240 | 117.2 |
| <b>No clasificados: (Requerimiento: 75% del numero de vueltas del lider = 8 Vueltas)</b> |    |                               |   |                       |      |    |      |           |          |          |       |      |          |       |
| 6  |    | Francisco Comendador Diaz     | C.D.E. DEYSCOM SPORT                            | CITROEN SAXO VTS      | JR   | 4  | 6    | 12:55.237 | 4 Vtas   | 2 Vtas   | 107.2 | 4    | 2:07.700 | 108.5 |
| 19   |    | Adrian Martin Abrales         | CLUB JARAMA SPORT                               | HYUNDAI GETZ 1.5 CRDi | 3    | 7  | 1    | 2:41.833  | 9 Vtas   | 5 Vtas   | 85.6  | 1    | 2:41.833 | 85.6  |

Vta. rápida de Jaime Cela Talavera en 1:57.255 a 118.2 Km/h en la vuelta 2

Publicada a las:.....

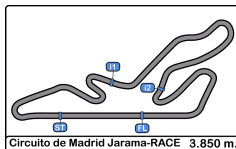
Temp. Pista: 41.9 °C Temp. Aire: 24.7 °C Humedad: 33 % Estado Pista: SECA

Comisarios Deportivos:

Director de Carrera:

Cronometrador:





## Circuito de Madrid Jarama - RACE

División 1

2ª Carrera

### Resultados Provisionales por Categoría

| Cls  | Nº | Piloto                         | Concursante                                    | Vehiculo              | Cat  | Cl | N.V. | Tiempo    | Dif 1º | Dif Ant. | Km/h  | V.R. | Tiempo   | Km/h  |
|--|----|--------------------------------|--|-----------------------|------|----|------|-----------|--------|----------|-------|------|----------|-------|
| <b>Campeonato RACE 'Categoría 2'</b>   |    |                                |  |                       |      |    |      |           |        |          |       |      |          |       |
| 1  | 25 | Guillermo Del Moral Garcia     | CLUB JARAMA SPORT                              | HYUNDAI ACCENT        | 2    | 1  | 10   | 21:12.431 |        |          | 108.9 | 3    | 2:05.977 | 110.0 |
| 2  | 27 | Victor Garrido Gonzalez        | CLUB JARAMA SPORT                              | SUZUKI SWIFT CUP      | 2    | 2  | 10   | 21:25.950 | 13.519 | 13.519   | 107.7 | 7    | 2:07.463 | 108.7 |
| 3  | 24 | Iván López Gómez               | CLUB JARAMA SPORT                              | SUZUKI SWIFT SPORT    | 2    | 3  | 10   | 21:38.541 | 26.110 | 12.591   | 106.7 | 2    | 2:07.428 | 108.7 |
| 4  | 39 | Javier Parrilla Gonzalez       | EFICAR TEAM                                    | TOYOTA AYGO           | 2    | 4  | 9    | 20:57.155 | 1 Vta  | 1 Vta    | 99.2  | 8    | 2:18.342 | 100.1 |
| 5  | 49 | Javier Conejero Gines          | CHEFO SPORT                                    | TOYOTA AYGO           | 2    | 5  | 9    | 21:06.735 | 1 Vta  | 9.580    | 98.4  | 5    | 2:19.164 | 99.5  |
| 6  | 30 | Francisco Lopez-Linares        | ESCUADERIA CENTRO                              | TOYOTA AYGO           | 2    | 6  | 9    | 21:16.840 | 1 Vta  | 10.105   | 97.6  | 4    | 2:18.981 | 99.7  |
| 7  | 17 | Martin Cortes Gabin            | ESCUADERIA CENTRO                              | TOYOTA AYGO           | 2    | 7  | 9    | 21:33.687 | 1 Vta  | 16.847   | 96.4  | 2    | 2:20.886 | 98.3  |
| <b>Campeonato RACE 'Categoría 3'</b>   |    |                                |  |                       |      |    |      |           |        |          |       |      |          |       |
| 1  | 7  | Jaime Cela Talavera            | RASANTE SPORT                                  | CITROEN SAXO 1.6      | 3    | 1  | 10   | 20:10.805 |        |          | 114.4 | 2    | 1:57.255 | 118.2 |
| 2  | 16 | Eduardo Alonso De Pablo        | R A C E  | HYUNDAI GETZ          | 3    | 2  | 10   | 20:11.764 | 0.959  | 0.959    | 114.3 | 10   | 1:59.496 | 115.9 |
| 3  | 9  | Santiago Castilla Salinero     | EFICAR TEAM                                    | HYUNDAI GETZ 1.5 CRDi | 3    | 3  | 10   | 20:23.898 | 13.093 | 12.134   | 113.2 | 4    | 1:59.780 | 115.7 |
| 4  | 12 | Jorge Vila Sainz               | C.D.E. NACIONAL - ONCC- DE CARRERA DE CAMIONES | HYUNDAI GETZ 1.5 CRDi | 3    | 4  | 10   | 20:25.618 | 14.813 | 1.720    | 113.0 | 2    | 2:00.485 | 115.0 |
| 5  | 13 | Roberto F. Moreno Cortes       | C.D.E. NACIONAL - ONCC- DE CARRERA DE CAMIONES | HYUNDAI GETZ 1.5 CRDi | 3    | 5  | 10   | 21:08.885 | 58.080 | 43.267   | 109.2 | 3    | 2:04.547 | 111.2 |
| 6  | 43 | Christian Garcia Garcia        | EFICAR TEAM                                    | HONDA CIVIC 1.6       | 3    | 6  | 8    | 15:55.719 | 2 Vtas | 2 Vtas   | 116.0 | 4    | 1:58.240 | 117.2 |
| <b>No clasificados: (Requerimiento: 75% del numero de vueltas del lider = 8 Vueltas)</b> |    |                                |  |                       |      |    |      |           |        |          |       |      |          |       |
| 19   |    | Adrian Martin Abrales          | CLUB JARAMA SPORT                              | HYUNDAI GETZ 1.5 CRDi | 3    | 7  | 1    | 2:41.833  | 9 Vtas | 7 Vtas   | 85.6  | 1    | 2:41.833 | 85.6  |
| <b>Copa KOBE de velocidad</b>  |    |                                |  |                       |      |    |      |           |        |          |       |      |          |       |
| 1  | 23 | Miguel Gonzalez Manzanique     | PARADINAS MOTORSPORT                           | TOYOTA AYGO           | CK   | 1  | 9    | 20:56.784 |        |          | 99.2  | 5    | 2:18.370 | 100.1 |
| 2  | 20 | Sergio Casalins Martinez       | MOTORISMO MAGAZINE S.L.                        | TOYOTA AYGO           | CK   | 2  | 9    | 20:57.397 | 0.613  | 0.613    | 99.2  | 8    | 2:18.081 | 100.3 |
| 3  | 29 | Ruben Gonzalez Checa           | C.D.E. ULTIMA VUELTA                           | TOYOTA AYGO           | CK   | 3  | 9    | 20:58.046 | 1.262  | 0.649    | 99.1  | 4    | 2:18.281 | 100.2 |
| 4  | 47 | Samuel Gomez Gomez             | MOTORISMO MAGAZINE S.L.                        | TOYOTA AYGO           | CK   | 4  | 9    | 20:58.849 | 2.065  | 0.803    | 99.0  | 8    | 2:18.283 | 100.2 |
| 5  | 21 | Daniel Losada Iglesias         | MOTORISMO MAGAZINE S.L.                        | TOYOTA AYGO           | CK   | 5  | 9    | 21:02.141 | 5.357  | 3.292    | 98.8  | 6    | 2:18.832 | 99.8  |
| 6  | 45 | Guillermo Paz De Sierra        | RASANTE SPORT                                  | TOYOTA AYGO           | CK   | 6  | 9    | 21:11.725 | 14.941 | 9.584    | 98.0  | 2    | 2:19.305 | 99.4  |
| 7  | 33 | José Luis Salas Garrido        | ESCUADERIA CENTRO                              | TOYOTA AYGO           | CK   | 7  | 9    | 21:26.996 | 30.212 | 15.271   | 96.9  | 2    | 2:19.287 | 99.5  |
| <b>Campeonato RACE 'Categoría ENDURANCE TYPE Clase 3'</b>                                |    |                                |  |                       |      |    |      |           |        |          |       |      |          |       |
| 1  | 26 | Angel Lafuente Lopez           | VSR eSports                                    | BMW E36 325i          | EN-3 | 1  | 10   | 20:00.820 |        |          | 115.4 | 2    | 1:58.784 | 116.6 |
| 2  | 15 | Oscar Auñon Fernandez          | VSR eSports                                    | BMW E36 325i          | EN-3 | 2  | 10   | 20:02.473 | 1.653  | 1.653    | 115.2 | 5    | 1:59.243 | 116.2 |
| 3  | 4  | Escolar Alvarez - Viguera Tena | EFICAR TEAM                                    | BMW E36 325i          | EN-3 | 3  | 10   | 20:18.814 | 17.994 | 16.341   | 113.7 | 5    | 2:00.302 | 115.2 |
| <b>Trofeo JARAMA-RACE SAXO</b>   |    |                                |  |                       |      |    |      |           |        |          |       |      |          |       |
| 1  | 14 | Agustín Arce Pi                | C.D.E. ULTIMA VUELTA                           | CITROEN SAXO VTS      | JR   | 1  | 10   | 21:13.149 |        |          | 108.8 | 10   | 2:06.787 | 109.3 |
| 2  | 22 | Javier Fraile Gonzalez         | VSR eSports                                    | CITROEN SAXO VTS      | JR   | 2  | 10   | 21:32.508 | 19.359 | 19.359   | 107.2 | 2    | 2:07.885 | 108.3 |
| 3  | 46 | Deogracias Milan Cano          | CLUB JARAMA SPORT                              | CITROEN SAXO VTS      | JR   | 3  | 9    | 20:52.365 | 1 Vta  | 1 Vta    | 99.6  | 2    | 2:08.196 | 108.1 |
| <b>No clasificados: (Requerimiento: 75% del numero de vueltas del lider = 8 Vueltas)</b> |    |                                |  |                       |      |    |      |           |        |          |       |      |          |       |
| 6  |    | Francisco Comendador Diaz      | C.D.E DEYSCOM SPORT                            | CITROEN SAXO VTS      | JR   | 4  | 6    | 12:55.237 | 4 Vtas | 3 Vtas   | 107.2 | 4    | 2:07.700 | 108.5 |

Vta. rápida de Jaime Cela Talavera en 1:57.255 a 118.2 Km/h en la vuelta 2

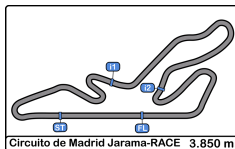
Publicada a las:.....

Temp. Pista: 41.9 °C Temp. Aire: 24.7 °C Humedad: 33 % Estado Pista: SECA

Comisarios Deportivos:

Director de Carrera:

Cronometrador:



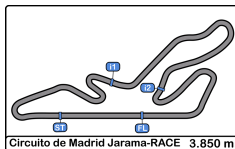
## Circuito de Madrid Jarama - RACE

División 1

2ª Carrera

Clasificación Provisional por Vuelta Rápida de Piloto

| Clas | Nº | Piloto                         | Concursante                                 | Vehiculo              | Cat  | Clas | N.V. | V.R. | Tiempo   | Dif 1º | Dif Ant. | Km/h  |
|------|----|--------------------------------|---|-----------------------|------|------|------|------|----------|--------|----------|-------|
| 1    | 7  | Jaime Cela Talavera            | RASANTE SPORT                               | CITROEN SAXO 1.6      | 3    | 1    | 10   | 2    | 1:57.255 |        |          | 118.2 |
| 2    | 43 | Christian Garcia Garcia        | EFICAR TEAM                                 | HONDA CIVIC 1.6       | 3    | 2    | 8    | 4    | 1:58.240 | 0.985  | 0.985    | 117.2 |
| 3    | 26 | Angel Lafuente Lopez           | VSR eSports                                 | BMW E36 325i          | EN-3 | 1    | 10   | 2    | 1:58.784 | 1.529  | 0.544    | 116.6 |
| 4    | 15 | Oscar Auñon Fernandez          | VSR eSports                                 | BMW E36 325i          | EN-3 | 2    | 10   | 5    | 1:59.243 | 1.988  | 0.459    | 116.2 |
| 5    | 16 | Eduardo Alonso De Pablo        | R A C E                                     | HYUNDAI GETZ          | 3    | 3    | 10   | 10   | 1:59.496 | 2.241  | 0.253    | 115.9 |
| 6    | 9  | Santiago Castilla Salinero     | EFICAR TEAM                                 | HYUNDAI GETZ 1.5 CRDi | 3    | 4    | 10   | 4    | 1:59.780 | 2.525  | 0.284    | 115.7 |
| 7    | 4  | Escobar Alvarez - Vigarra Tena | EFICAR TEAM                                 | BMW E36 325i          | EN-3 | 3    | 10   | 5    | 2:00.302 | 3.047  | 0.522    | 115.2 |
| 8    | 12 | Jorge Vila Sainz               | C.D.E. NACIONAL CNCC DE CARRERA DE CAMIONES | HYUNDAI GETZ 1.5 CRDi | 3    | 5    | 10   | 2    | 2:00.485 | 3.230  | 0.183    | 115.0 |
| 9    | 13 | Roberto F. Moreno Cortes       | C.D.E. NACIONAL CNCC DE CARRERA DE CAMIONES | HYUNDAI GETZ 1.5 CRDi | 3    | 6    | 10   | 3    | 2:04.547 | 7.292  | 4.062    | 111.2 |
| 10   | 25 | Guillermo Del Moral Garcia     | CLUB JARAMA SPORT                           | HYUNDAI ACCENT        | 2    | 1    | 10   | 3    | 2:05.977 | 8.722  | 1.430    | 110.0 |
| 11   | 14 | Agustín Arce Pi                | C.D.E. ULTIMA VUELTA                        | CITROEN SAXO VTS      | JRS  | 1    | 10   | 10   | 2:06.787 | 9.532  | 0.810    | 109.3 |
| 12   | 24 | Iván López Gómez               | CLUB JARAMA SPORT                           | SUZUKI SWIFT SPORT    | 2    | 2    | 10   | 2    | 2:07.428 | 10.173 | 0.641    | 108.7 |
| 13   | 27 | Victor Garrido Gonzalez        | CLUB JARAMA SPORT                           | SUZUKI SWIFT CUP      | 2    | 3    | 10   | 7    | 2:07.463 | 10.208 | 0.035    | 108.7 |
| 14   | 6  | Francisco Comendador Diaz      | C.D.E DEYSCOM SPORT                         | CITROEN SAXO VTS      | JRS  | 2    | 6    | 4    | 2:07.700 | 10.445 | 0.237    | 108.5 |
| 15   | 22 | Javier Fraile Gonzalez         | VSR eSports                                 | CITROEN SAXO VTS      | JRS  | 3    | 10   | 2    | 2:07.885 | 10.630 | 0.185    | 108.3 |
| 16   | 46 | Deogracias Milan Cano          | CLUB JARAMA SPORT                           | CITROEN SAXO VTS      | JRS  | 4    | 9    | 2    | 2:08.196 | 10.941 | 0.311    | 108.1 |
| 17   | 20 | Sergio Casalins Martinez       | MOTORISMO MAGAZINE S.L.                     | TOYOTA AYGO           | CKV  | 1    | 9    | 8    | 2:18.081 | 20.826 | 9.885    | 100.3 |
| 18   | 29 | Ruben Gonzalez Checa           | C.D.E. ULTIMA VUELTA                        | TOYOTA AYGO           | CKV  | 2    | 9    | 4    | 2:18.281 | 21.026 | 0.200    | 100.2 |
| 19   | 47 | Samuel Gomez Gomez             | MOTORISMO MAGAZINE S.L.                     | TOYOTA AYGO           | CKV  | 3    | 9    | 8    | 2:18.283 | 21.028 | 0.002    | 100.2 |
| 20   | 39 | Javier Parrilla Gonzalez       | EFICAR TEAM                                 | TOYOTA AYGO           | 2    | 4    | 9    | 8    | 2:18.342 | 21.087 | 0.059    | 100.1 |
| 21   | 23 | Miguel Gonzalez Manzanegue     | PARADINAS MOTORSPORT                        | TOYOTA AYGO           | CKV  | 4    | 9    | 5    | 2:18.370 | 21.115 | 0.028    | 100.1 |
| 22   | 21 | Daniel Losada Iglesias         | MOTORISMO MAGAZINE S.L.                     | TOYOTA AYGO           | CKV  | 5    | 9    | 6    | 2:18.832 | 21.577 | 0.462    | 99.8  |
| 23   | 30 | Francisco Lopez-Linares        | ESCUDERIA CENTRO                            | TOYOTA AYGO           | 2    | 5    | 9    | 4    | 2:18.981 | 21.726 | 0.149    | 99.7  |
| 24   | 49 | Javier Conejero Gines          | CHEFO SPORT                                 | TOYOTA AYGO           | 2    | 6    | 9    | 5    | 2:19.164 | 21.909 | 0.183    | 99.5  |
| 25   | 33 | José Luis Salas Garrido        | ESCUDERIA CENTRO                            | TOYOTA AYGO           | CKV  | 6    | 9    | 2    | 2:19.287 | 22.032 | 0.123    | 99.5  |
| 26   | 45 | Guillermo Paz De Sierra        | RASANTE SPORT                               | TOYOTA AYGO           | CKV  | 7    | 9    | 2    | 2:19.305 | 22.050 | 0.018    | 99.4  |
| 27   | 17 | Martin Cortes Gabin            | ESCUDERIA CENTRO                            | TOYOTA AYGO           | 2    | 7    | 9    | 2    | 2:20.886 | 23.631 | 1.581    | 98.3  |
| 28   | 19 | Adrián Martín Abrales          | CLUB JARAMA SPORT                           | HYUNDAI GETZ 1.5 CRDi | 3    | 7    | 1    | 1    | 2:41.833 | 44.578 | 20.947   | 85.6  |



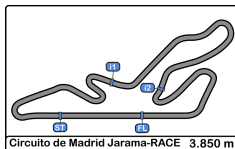
## Circuito de Madrid Jarama - RACE

División 1

2ª Carrera

Distancia y Velocidad Media

| Clas   | Nº | Piloto                         | Concursante                                   | Vehiculo              | Cat  | Clas | N.V. | Distancia | Tiempo Total | Km/h  |
|--|----|--------------------------------|---|-----------------------|------|------|------|-----------|--------------|-------|
| 1  | 26 | Angel Lafuente Lopez           | VSR eSports                                   | BMW E36 325i          | EN-3 | 1    | 10   | 38.50     | 20:00.820    | 115.4 |
| 2  | 15 | Oscar Añón Fernandez           | VSR eSports                                   | BMW E36 325i          | EN-3 | 2    | 10   | 38.50     | 20:02.473    | 115.2 |
| 3  | 7  | Jaime Cela Talavera            | RASANTE SPORT                                 | CITROEN SAXO 1.6      | 3    | 1    | 10   | 38.50     | 20:10.805    | 114.4 |
| 4  | 16 | Eduardo Alonso De Pablo        | R A C E                                       | HYUNDAI GETZ          | 3    | 2    | 10   | 38.50     | 20:11.764    | 114.3 |
| 5  | 4  | Escolar Alvarez - Vigarra Tena | EFICAR TEAM                                   | BMW E36 325i          | EN-3 | 3    | 10   | 38.50     | 20:18.814    | 113.7 |
| 6  | 9  | Santiago Castilla Salinero     | EFICAR TEAM                                   | HYUNDAI GETZ 1.5 CRDi | 3    | 3    | 10   | 38.50     | 20:23.898    | 113.2 |
| 7  | 12 | Jorge Vila Sainz               | C.D.E. NACIONAL -ONCC- DE CARRERA DE CAMIONES | HYUNDAI GETZ 1.5 CRDi | 3    | 4    | 10   | 38.50     | 20:25.618    | 113.0 |
| 8  | 13 | Roberto F. Moreno Cortes       | C.D.E. NACIONAL -ONCC- DE CARRERA DE CAMIONES | HYUNDAI GETZ 1.5 CRDi | 3    | 5    | 10   | 38.50     | 21:08.885    | 109.2 |
| 9  | 25 | Guillermo Del Moral Garcia     | CLUB JARAMA SPORT                             | HYUNDAI ACCENT        | 2    | 1    | 10   | 38.50     | 21:12.431    | 108.9 |
| 10   | 14 | Agustín Arce Pi                | C.D.E. ULTIMA VUELTA                          | CITROEN SAXO VTS      | JRS  | 1    | 10   | 38.50     | 21:13.149    | 108.8 |
| 11   | 27 | Victor Garrido Gonzalez        | CLUB JARAMA SPORT                             | SUZUKI SWIFT CUP      | 2    | 2    | 10   | 38.50     | 21:25.950    | 107.7 |
| 12   | 22 | Javier Fraile Gonzalez         | VSR eSports                                   | CITROEN SAXO VTS      | JRS  | 2    | 10   | 38.50     | 21:32.508    | 107.2 |
| 13   | 24 | Iván López Gómez               | CLUB JARAMA SPORT                             | SUZUKI SWIFT SPORT    | 2    | 3    | 10   | 38.50     | 21:38.541    | 106.7 |
| 14   | 46 | Deogracias Milan Cano          | CLUB JARAMA SPORT                             | CITROEN SAXO VTS      | JRS  | 3    | 9    | 34.65     | 20:52.365    | 99.6  |
| 15   | 23 | Miguel Gonzalez Manzaneque     | PARADINAS MOTORSPORT                          | TOYOTA AYGO           | CKV  | 1    | 9    | 34.65     | 20:56.784    | 99.2  |
| 16   | 39 | Javier Parrilla Gonzalez       | EFICAR TEAM                                   | TOYOTA AYGO           | 2    | 4    | 9    | 34.65     | 20:57.155    | 99.2  |
| 17   | 20 | Sergio Casalins Martinez       | MOTORISMO MAGAZINE S.L.                       | TOYOTA AYGO           | CKV  | 2    | 9    | 34.65     | 20:57.397    | 99.2  |
| 18   | 29 | Ruben Gonzalez Checa           | C.D.E. ULTIMA VUELTA                          | TOYOTA AYGO           | CKV  | 3    | 9    | 34.65     | 20:58.046    | 99.1  |
| 19   | 47 | Samuel Gomez Gomez             | MOTORISMO MAGAZINE S.L.                       | TOYOTA AYGO           | CKV  | 4    | 9    | 34.65     | 20:58.849    | 99.0  |
| 20   | 21 | Daniel Losada Iglesias         | MOTORISMO MAGAZINE S.L.                       | TOYOTA AYGO           | CKV  | 5    | 9    | 34.65     | 21:02.141    | 98.8  |
| 21   | 49 | Javier Conejero Gines          | CHEFO SPORT                                   | TOYOTA AYGO           | 2    | 5    | 9    | 34.65     | 21:06.735    | 98.4  |
| 22   | 45 | Guillermo Paz De Sierra        | RASANTE SPORT                                 | TOYOTA AYGO           | CKV  | 6    | 9    | 34.65     | 21:11.725    | 98.0  |
| 23   | 30 | Francisco Lopez-Linares        | ESCUDERIA CENTRO                              | TOYOTA AYGO           | 2    | 6    | 9    | 34.65     | 21:16.840    | 97.6  |
| 24   | 33 | José Luis Salas Garrido        | ESCUDERIA CENTRO                              | TOYOTA AYGO           | CKV  | 7    | 9    | 34.65     | 21:26.996    | 96.9  |
| 25   | 17 | Martin Cortes Gabin            | ESCUDERIA CENTRO                              | TOYOTA AYGO           | 2    | 7    | 9    | 34.65     | 21:33.687    | 96.4  |
| 26   | 43 | Christian Garcia Garcia        | EFICAR TEAM                                   | HONDA CIVIC 1.6       | 3    | 6    | 8    | 30.80     | 15:55.719    | 116.0 |
| <b>No clasificados: (Requerimiento: 75% del numero de vueltas del lider = 8 Vueltas)</b> |    |                                |   |                       |      |      |      |           |              |       |
| 6  |    | Francisco Comendador Diaz      | C.D.E DEYSCOM SPORT                           | CITROEN SAXO VTS      | JRS  | 4    | 6    | 23.10     | 12:55.237    | 107.2 |
| 19   |    | Adrian Martin Abrales          | CLUB JARAMA SPORT                             | HYUNDAI GETZ 1.5 CRDi | 3    | 7    | 1    | 03.85     | 2:41.833     | 85.6  |



### Circuito de Madrid Jarama - RACE

División 1

2ª Carrera

Tiempos Por Vuelta

**4** Escolar Alvarez - Vigara Tena BMW E36 325i **12** Jorge Vila Sainz HYUNDAI GETZ 1.5 CRDi  
 EN-3 EFICAR TEAM 3 C.D.E. NACIONAL -CNCC- DE CARRERA DE CA

| Vta. D | Tiempo   | Sector 1 | Sector 2 | Sector 3 | V. Max. | Elapsed   | Vta. D | Tiempo   | Sector 1 | Sector 2 | Sector 3 | V. Max. | Elapsed   |
|--------|----------|----------|----------|----------|---------|-----------|--------|----------|----------|----------|----------|---------|-----------|
| 1 2    | 2:05.295 | 50.182   | 41.513   | 33.600   | 118.8   | 2:05.295  | 1      | 2:04.568 | 49.395   | 41.572   | 33.601   | 93.9    | 2:04.568  |
| 2 2    | 2:00.527 | 46.162   | 40.645   | 33.720   | 188.1   | 4:05.822  | 2      | 2:00.485 | 45.702   | 41.152   | 33.631   | 186.2   | 4:05.053  |
| 3 2    | 2:00.472 | 46.053   | 40.883   | 33.536   | 186.8   | 6:06.294  | 3      | 2:00.567 | 45.715   | 41.138   | 33.714   | 184.3   | 6:05.620  |
| 4 2    | 2:00.896 | 46.342   | 40.880   | 33.674   | 191.4   | 8:07.190  | 4      | 2:01.045 | 45.929   | 41.184   | 33.932   | 183.0   | 8:06.665  |
| 5 2    | 2:00.302 | 45.703   | 40.765   | 33.834   | 191.4   | 10:07.492 | 5      | 2:02.522 | 46.550   | 41.708   | 34.264   | 174.4   | 10:09.187 |
| 6 2    | 2:01.592 | 46.365   | 41.152   | 34.075   | 187.8   | 12:09.084 | 6      | 2:02.854 | 46.908   | 41.748   | 34.198   | 167.7   | 12:12.041 |
| 7 2    | 2:01.075 | 46.640   | 40.746   | 33.689   | 180.3   | 14:10.159 | 7      | 2:03.079 | 46.813   | 42.065   | 34.201   | 172.5   | 14:15.120 |
| 8 2    | 2:04.603 | 48.704   | 42.055   | 33.844   | 171.7   | 16:14.762 | 8      | 2:04.449 | 47.346   | 42.837   | 34.266   | 165.8   | 16:19.569 |
| 9 2    | 2:01.222 | 46.399   | 40.790   | 34.033   | 180.3   | 18:15.984 | 9      | 2:02.742 | 46.982   | 41.669   | 34.091   | 177.6   | 18:22.311 |
| 10 2   | 2:02.830 | 46.996   | 41.279   | 34.555   | 178.5   | 20:18.814 | 10     | 2:03.307 | 46.944   | 42.085   | 34.278   | 166.4   | 20:25.618 |

**6** Francisco Comendador Diaz CITROEN SAXO VTS **13** Roberto F. Moreno Cortes HYUNDAI GETZ 1.5 CRDi  
 JRS C.D.E DEYSCOM SPORT 3 C.D.E. NACIONAL -CNCC- DE CARRERA DE CA

| Vta. D | Tiempo   | Sector 1 | Sector 2 | Sector 3 | V. Max. | Elapsed   | Vta. D | Tiempo   | Sector 1 | Sector 2 | Sector 3 | V. Max. | Elapsed   |
|--------|----------|----------|----------|----------|---------|-----------|--------|----------|----------|----------|----------|---------|-----------|
| 1      | 2:13.526 | 52.997   | 44.505   | 36.024   | 110.8   | 2:13.526  | 1      | 2:12.092 | 53.546   | 43.371   | 35.175   | 122.0   | 2:12.092  |
| 2      | 2:07.774 | 48.244   | 43.285   | 36.245   | 173.3   | 4:21.300  | 2      | 2:05.914 | 47.576   | 43.151   | 35.187   | 171.9   | 4:18.006  |
| 3      | 2:08.961 | 48.607   | 44.012   | 36.342   | 172.2   | 6:30.261  | 3      | 2:04.547 | 46.736   | 43.020   | 34.791   | 175.3   | 6:22.553  |
| 4      | 2:07.700 | 48.548   | 43.375   | 35.777   | 170.8   | 8:37.961  | 4      | 2:06.848 | 48.436   | 43.402   | 35.010   | 170.8   | 8:29.401  |
| 5      | 2:07.797 | 48.377   | 43.500   | 35.920   | 171.1   | 10:45.758 | 5      | 2:06.616 | 48.340   | 43.700   | 34.576   | 172.8   | 10:36.017 |
| 6      | 2:09.479 | 48.932   | 44.255   | 36.292   | 171.9   | 12:55.237 | 6      | 2:06.975 | 48.869   | 43.231   | 34.875   | 166.1   | 12:42.992 |

**7** Jaime Cela Talavera CITROEN SAXO 1.6 **14** Agustín Arce Pi CITROEN SAXO VTS  
 3 RASANTE SPORT JRS C.D.E. ULTIMA VUELTA

| Vta. D | Tiempo   | Sector 1 | Sector 2 | Sector 3 | V. Max. | Elapsed   | Vta. D | Tiempo   | Sector 1 | Sector 2 | Sector 3 | V. Max. | Elapsed   |
|--------|----------|----------|----------|----------|---------|-----------|--------|----------|----------|----------|----------|---------|-----------|
| 1      | 2:03.586 | 48.531   | 41.711   | 33.344   | 119.2   | 2:03.586  | 1      | 2:10.852 | 52.273   | 43.036   | 35.543   | 108.5   | 2:10.852  |
| 2      | 1:57.255 | 44.459   | 39.583   | 33.213   | 193.5   | 4:00.841  | 2      | 2:06.937 | 48.156   | 43.136   | 35.645   | 175.8   | 4:17.789  |
| 3      | 2:00.070 | 44.630   | 41.727   | 33.713   | 195.6   | 6:00.911  | 3      | 2:07.059 | 48.377   | 42.938   | 35.744   | 167.1   | 6:24.848  |
| 4      | 1:58.615 | 45.088   | 39.839   | 33.688   | 194.2   | 7:59.526  | 4      | 2:06.819 | 48.180   | 43.068   | 35.571   | 175.3   | 8:31.667  |
| 5      | 1:59.380 | 45.861   | 40.339   | 33.180   | 199.6   | 9:58.906  | 5      | 2:06.952 | 48.260   | 43.207   | 35.485   | 175.8   | 10:38.619 |
| 6      | 2:00.239 | 45.423   | 40.803   | 34.013   | 196.3   | 11:59.145 | 6      | 2:06.929 | 48.216   | 43.131   | 35.582   | 175.3   | 12:45.548 |
| 7      | 2:08.283 | 48.813   | 45.031   | 34.439   | 200.7   | 14:07.428 | 7      | 2:06.790 | 48.098   | 43.072   | 35.620   | 175.6   | 14:52.338 |
| 8      | 2:03.886 | 48.741   | 42.102   | 33.043   | 156.9   | 16:11.314 | 8      | 2:06.814 | 48.414   | 42.945   | 35.455   | 174.4   | 16:59.152 |
| 9      | 1:59.640 | 46.391   | 40.332   | 32.917   | 171.9   | 18:10.954 | 9      | 2:07.210 | 48.422   | 43.089   | 35.699   | 175.0   | 19:06.362 |
| 10     | 1:59.851 | 46.365   | 40.240   | 33.246   | 170.0   | 20:10.805 | 10     | 2:06.787 | 48.149   | 42.974   | 35.664   | 175.0   | 21:13.149 |

**9** Santiago Castilla Salinero HYUNDAI GETZ 1.5 CRDi  
 3 EFICAR TEAM

| Vta. D | Tiempo   | Sector 1 | Sector 2 | Sector 3 | V. Max. | Elapsed   |
|--------|----------|----------|----------|----------|---------|-----------|
| 1      | 2:03.134 | 47.871   | 41.681   | 33.582   | 110.9   | 2:03.134  |
| 2      | 2:00.169 | 45.968   | 40.802   | 33.399   | 184.9   | 4:03.303  |
| 3      | 1:59.942 | 45.800   | 40.782   | 33.360   | 186.2   | 6:03.245  |
| 4      | 1:59.780 | 45.607   | 40.682   | 33.491   | 184.9   | 8:03.025  |
| 5      | 2:00.052 | 45.664   | 40.774   | 33.614   | 184.9   | 10:03.077 |
| 6      | 2:02.293 | 46.444   | 41.762   | 34.087   | 183.9   | 12:05.370 |
| 7      | 2:03.481 | 47.490   | 41.494   | 34.497   | 181.2   | 14:08.851 |
| 8      | 2:05.668 | 48.026   | 43.642   | 34.000   | 173.3   | 16:14.519 |
| 9      | 2:03.707 | 47.247   | 41.831   | 34.629   | 171.9   | 18:18.226 |
| 10     | 2:05.672 | 47.892   | 42.453   | 35.327   | 178.8   | 20:23.898 |



### Circuito de Madrid Jarama - RACE

División 1

2ª Carrera

Tiempos Por Vuelta

| 15 Oscar Auñon Fernandez BMW E36 325i 20 |          |          |          |          |         |           | Sergio Casalins Martinez TOYOTA AYGO |          |          |          |          |         |           |
|--|----------|----------|----------|----------|---------|-----------|--------------------------------------|----------|----------|----------|----------|---------|-----------|
| EN-3                                     |          |          |          |          |         |           | VSR eSports                          |          |          |          |          |         |           |
| Vta. D                                   | Tiempo   | Sector 1 | Sector 2 | Sector 3 | V. Max. | Elapsed   | Vta. D                               | Tiempo   | Sector 1 | Sector 2 | Sector 3 | V. Max. | Elapsed   |
| 1  | 1:59.856 | 46.792   | 40.193   | 32.871   | 109.8   | 1:59.856  | 1                                    | 2:25.328 | 59.290   | 47.820   | 38.218   | 101.4   | 2:25.328  |
| 2  | 1:59.281 | 45.888   | 40.491   | 32.902   | 186.8   | 3:59.137  | 2                                    | 2:19.114 | 52.624   | 48.018   | 38.472   | 155.6   | 4:44.442  |
| 3  | 1:59.986 | 46.119   | 41.116   | 32.751   | 185.8   | 5:59.123  | 3                                    | 2:18.400 | 52.312   | 47.881   | 38.207   | 154.5   | 7:02.842  |
| 4  | 1:59.543 | 45.914   | 40.145   | 33.484   | 187.1   | 7:58.666  | 4                                    | 2:18.472 | 52.309   | 47.999   | 38.164   | 155.6   | 9:21.314  |
| 5  | 1:59.243 | 46.173   | 40.088   | 32.982   | 190.1   | 9:57.909  | 5                                    | 2:18.670 | 52.393   | 48.013   | 38.264   | 155.1   | 11:39.984 |
| 6  | 2:00.279 | 46.252   | 40.366   | 33.661   | 181.8   | 11:58.188 | 6                                    | 2:19.933 | 53.214   | 48.291   | 38.428   | 154.7   | 13:59.917 |
| 7  | 2:02.855 | 46.608   | 42.568   | 33.679   | 184.6   | 14:01.043 | 7                                    | 2:19.665 | 52.824   | 48.611   | 38.230   | 156.2   | 16:19.582 |
| 8  | 1:59.869 | 46.341   | 40.232   | 33.296   | 185.8   | 16:00.912 | 8                                    | 2:18.081 | 52.038   | 47.830   | 38.213   | 156.0   | 18:37.663 |
| 9  | 2:00.301 | 46.310   | 40.587   | 33.404   | 169.8   | 18:01.213 | 9                                    | 2:19.734 | 53.186   | 48.121   | 38.427   | 151.0   | 20:57.397 |
| 10                                       | 2:01.260 | 47.287   | 39.984   | 33.989   | 189.4   | 20:02.473 |                                      |          |          |          |          |         |           |

| 16 Eduardo Alonso De Pablo HYUNDAI GETZ 21 |          |          |          |          |         |           | Daniel Losada Iglesias TOYOTA AYGO |          |          |          |          |         |           |
|--|----------|----------|----------|----------|---------|-----------|------------------------------------|----------|----------|----------|----------|---------|-----------|
| 3 RACE                                     |          |          |          |          |         |           | CKV                                |          |          |          |          |         |           |
| Vta. D                                     | Tiempo   | Sector 1 | Sector 2 | Sector 3 | V. Max. | Elapsed   | Vta. D                             | Tiempo   | Sector 1 | Sector 2 | Sector 3 | V. Max. | Elapsed   |
| 1  | 2:03.949 | 49.077   | 41.246   | 33.626   | 103.7   | 2:03.949  | 1                                  | 2:27.401 | 1:00.193 | 48.408   | 38.800   | 107.7   | 2:27.401  |
| 2  | 1:59.738 | 45.872   | 40.456   | 33.410   | 187.8   | 4:03.687  | 2                                  | 2:18.900 | 52.188   | 47.952   | 38.760   | 154.9   | 4:46.301  |
| 3  | 2:00.091 | 45.714   | 40.951   | 33.426   | 187.5   | 6:03.778  | 3                                  | 2:19.272 | 52.410   | 47.779   | 39.083   | 154.5   | 7:05.573  |
| 4  | 2:00.018 | 45.556   | 40.972   | 33.490   | 189.4   | 8:03.796  | 4                                  | 2:20.158 | 52.270   | 47.909   | 39.979   | 155.6   | 9:25.731  |
| 5  | 2:00.004 | 45.471   | 41.267   | 33.266   | 187.8   | 10:03.800 | 5                                  | 2:19.655 | 52.656   | 48.237   | 38.762   | 151.6   | 11:45.386 |
| 6  | 2:01.777 | 46.058   | 41.683   | 34.036   | 187.5   | 12:05.577 | 6                                  | 2:18.832 | 52.283   | 48.110   | 38.439   | 152.3   | 14:04.218 |
| 7  | 2:03.542 | 47.639   | 41.488   | 34.415   | 182.4   | 14:09.119 | 7                                  | 2:19.388 | 52.633   | 47.970   | 38.785   | 153.6   | 16:23.606 |
| 8  | 2:03.128 | 47.315   | 42.219   | 33.594   | 178.5   | 16:12.247 | 8                                  | 2:19.055 | 52.329   | 48.016   | 38.710   | 152.5   | 18:42.661 |
| 9  | 2:00.021 | 45.627   | 41.052   | 33.342   | 185.2   | 18:12.268 | 9                                  | 2:19.480 | 52.434   | 48.069   | 38.977   | 151.8   | 21:02.141 |
| 10   | 1:59.496 | 45.606   | 40.463   | 33.427   | 183.6   | 20:11.764 |                                    |          |          |          |          |         |           |

| 17 Martin Cortes Gabin TOYOTA AYGO |          |          |          |          |         |           | Javier Fraile Gonzalez CITROEN SAXO VTS |          |          |          |          |         |           |
|------------------------------------|----------|----------|----------|----------|---------|-----------|---|----------|----------|----------|----------|---------|-----------|
| 2 ESCUDERIA CENTRO                 |          |          |          |          |         |           | JRS                                     |          |          |          |          |         |           |
| Vta. D                             | Tiempo   | Sector 1 | Sector 2 | Sector 3 | V. Max. | Elapsed   | Vta. D                                  | Tiempo   | Sector 1 | Sector 2 | Sector 3 | V. Max. | Elapsed   |
| 1                                  | 2:31.123 | 1:03.800 | 48.499   | 38.824   | 111.8   | 2:31.123  | 1                                       | 2:15.015 | 55.791   | 43.525   | 35.699   | 115.3   | 2:15.015  |
| 2                                  | 2:20.886 | 53.144   | 48.545   | 39.197   | 154.9   | 4:52.009  | 2                                       | 2:07.885 | 48.769   | 43.277   | 35.839   | 174.4   | 4:22.900  |
| 3                                  | 2:21.596 | 53.482   | 49.035   | 39.079   | 154.0   | 7:13.605  | 3                                       | 2:08.432 | 48.841   | 43.559   | 36.032   | 176.7   | 6:31.332  |
| 4                                  | 2:22.619 | 53.558   | 49.166   | 39.895   | 151.6   | 9:36.224  | 4                                       | 2:08.641 | 49.469   | 43.444   | 35.728   | 172.8   | 8:39.973  |
| 5                                  | 2:22.946 | 53.993   | 49.234   | 39.719   | 151.0   | 11:59.170 | 5                                       | 2:08.664 | 48.647   | 43.541   | 36.476   | 175.0   | 10:48.637 |
| 6                                  | 2:23.374 | 54.467   | 49.202   | 39.705   | 154.7   | 14:22.544 | 6                                       | 2:08.918 | 49.673   | 43.449   | 35.796   | 175.6   | 12:57.555 |
| 7                                  | 2:23.664 | 54.320   | 49.347   | 39.997   | 151.6   | 16:46.208 | 7                                       | 2:08.839 | 49.258   | 43.643   | 35.938   | 176.4   | 15:06.394 |
| 8                                  | 2:24.760 | 54.496   | 49.845   | 40.419   | 149.1   | 19:10.968 | 8                                       | 2:08.601 | 49.035   | 43.793   | 35.773   | 173.0   | 17:14.995 |
| 9                                  | 2:22.719 | 54.092   | 49.200   | 39.427   | 149.7   | 21:33.687 | 9                                       | 2:08.516 | 48.838   | 43.844   | 35.834   | 173.3   | 19:23.511 |
|                                    |          |          |          |          |         |           | 10                                      | 2:08.997 | 49.222   | 43.709   | 36.066   | 172.8   | 21:32.508 |

| 19 Adrian Martin Abraldes HYUNDAI GETZ 1.5 CRDi 23 |            |          |          |          |         |          | Miguel Gonzalez Manzaneeque TOYOTA AYGO |          |          |          |          |         |           |
|--|------------|----------|----------|----------|---------|----------|---|----------|----------|----------|----------|---------|-----------|
| 3 CLUB JARAMA SPORT                                |            |          |          |          |         |          | CKV                                     |          |          |          |          |         |           |
| Vta. D   | Tiempo     | Sector 1 | Sector 2 | Sector 3 | V. Max. | Elapsed  | Vta. D                                  | Tiempo   | Sector 1 | Sector 2 | Sector 3 | V. Max. | Elapsed   |
| 1  | 2:41.833 P | 1:11.546 | 46.122   | 44.165   | 66.5    | 2:41.833 | 1                                       | 2:24.516 | 58.134   | 47.910   | 38.472   | 105.4   | 2:24.516  |
|  |            |          |          |          |         |          | 2                                       | 2:19.183 | 52.870   | 48.085   | 38.228   | 152.3   | 4:43.699  |
|  |            |          |          |          |         |          | 3                                       | 2:18.773 | 52.342   | 48.071   | 38.360   | 154.2   | 7:02.472  |
|  |            |          |          |          |         |          | 4                                       | 2:18.605 | 52.051   | 47.961   | 38.593   | 154.2   | 9:21.077  |
|  |            |          |          |          |         |          | 5                                       | 2:18.370 | 51.929   | 48.059   | 38.382   | 154.2   | 11:39.447 |
|  |            |          |          |          |         |          | 6                                       | 2:20.073 | 53.434   | 48.180   | 38.459   | 152.9   | 13:59.520 |
|  |            |          |          |          |         |          | 7                                       | 2:18.811 | 52.284   | 47.924   | 38.603   | 155.6   | 16:18.331 |
|  |            |          |          |          |         |          | 8                                       | 2:18.960 | 52.436   | 47.877   | 38.647   | 152.1   | 18:37.291 |
|  |            |          |          |          |         |          | 9                                       | 2:19.493 | 52.573   | 48.226   | 38.694   | 153.4   | 20:56.784 |





Circuito de Madrid Jarama - RACE

División 1

2ª Carrera

Tiempos Por Vuelta

|           |                  |                    |           |                         |                   |
|-----------|------------------|--------------------|-----------|-------------------------|-------------------|
| <b>24</b> | Iván López Gómez | SUZUKI SWIFT SPORT | <b>27</b> | Victor Garrido Gonzalez | SUZUKI SWIFT CUP  |
|           | 2                | CLUB JARAMA SPORT  |           | 2                       | CLUB JARAMA SPORT |

| Vta. D | Tiempo   | Sector 1 | Sector 2 | Sector 3 | V. Max. | Elapsed   | Vta. D | Tiempo   | Sector 1 | Sector 2 | Sector 3 | V. Max. | Elapsed   |
|--------|----------|----------|----------|----------|---------|-----------|--------|----------|----------|----------|----------|---------|-----------|
| 1      | 2:14.115 | 54.976   | 43.651   | 35.488   | 107.4   | 2:14.115  | 1      | 2:13.797 | 54.476   | 43.687   | 35.634   | 113.4   | 2:13.797  |
| 2      | 2:07.428 | 48.130   | 43.278   | 36.020   | 173.0   | 4:21.543  | 2      | 2:08.052 | 49.044   | 43.423   | 35.585   | 167.9   | 4:21.849  |
| 3      | 2:09.592 | 48.598   | 44.165   | 36.829   | 171.7   | 6:31.135  | 3      | 2:09.048 | 48.703   | 44.335   | 36.010   | 166.6   | 6:30.897  |
| 4      | 2:08.045 | 48.836   | 43.629   | 35.580   | 170.0   | 8:39.180  | 4      | 2:07.623 | 48.628   | 43.588   | 35.407   | 167.4   | 8:38.520  |
| 5      | 2:07.903 | 48.689   | 43.502   | 35.712   | 169.2   | 10:47.083 | 5      | 2:07.540 | 48.578   | 43.725   | 35.237   | 167.1   | 10:46.060 |
| 6      | 2:08.661 | 49.469   | 43.729   | 35.463   | 169.2   | 12:55.744 | 6      | 2:07.758 | 48.994   | 43.528   | 35.236   | 171.1   | 12:53.818 |
| 7      | 2:11.305 | 51.569   | 43.739   | 35.997   | 169.2   | 15:07.049 | 7      | 2:07.463 | 48.554   | 43.723   | 35.186   | 168.4   | 15:01.281 |
| 8      | 2:09.893 | 49.423   | 44.043   | 36.427   | 166.9   | 17:16.942 | 8      | 2:08.085 | 49.064   | 43.573   | 35.448   | 163.1   | 17:09.366 |
| 9      | 2:10.173 | 49.671   | 44.226   | 36.276   | 164.8   | 19:27.115 | 9      | 2:08.005 | 48.808   | 43.743   | 35.454   | 166.6   | 19:17.371 |
| 10     | 2:11.426 | 49.589   | 44.884   | 36.953   | 164.8   | 21:38.541 | 10     | 2:08.579 | 49.010   | 43.655   | 35.914   | 160.9   | 21:25.950 |

|           |                            |                   |           |                      |                      |
|-----------|----------------------------|-------------------|-----------|----------------------|----------------------|
| <b>25</b> | Guillermo Del Moral Garcia | HYUNDAI ACCENT    | <b>29</b> | Ruben Gonzalez Checa | TOYOTA AYGO          |
|           | 2                          | CLUB JARAMA SPORT |           | CKV                  | C.D.E. ULTIMA VUELTA |

| Vta. D | Tiempo   | Sector 1 | Sector 2 | Sector 3 | V. Max. | Elapsed   | Vta. D | Tiempo   | Sector 1 | Sector 2 | Sector 3 | V. Max. | Elapsed   |
|--------|----------|----------|----------|----------|---------|-----------|--------|----------|----------|----------|----------|---------|-----------|
| 1      | 2:09.877 | 51.727   | 43.017   | 35.133   | 107.8   | 2:09.877  | 1      | 2:26.124 | 1:00.081 | 47.797   | 38.246   | 102.6   | 2:26.124  |
| 2      | 2:06.032 | 48.109   | 42.799   | 35.124   | 173.0   | 4:15.909  | 2      | 2:18.996 | 52.648   | 47.942   | 38.406   | 155.3   | 4:45.120  |
| 3      | 2:05.977 | 47.917   | 42.523   | 35.537   | 172.5   | 6:21.886  | 3      | 2:19.470 | 52.744   | 48.287   | 38.439   | 154.7   | 7:04.590  |
| 4      | 2:06.919 | 48.831   | 42.861   | 35.227   | 171.4   | 8:28.805  | 4      | 2:18.281 | 52.079   | 47.856   | 38.346   | 153.1   | 9:22.871  |
| 5      | 2:06.780 | 48.708   | 42.814   | 35.258   | 171.1   | 10:35.585 | 5      | 2:18.530 | 52.297   | 48.034   | 38.199   | 152.9   | 11:41.401 |
| 6      | 2:06.780 | 48.774   | 42.884   | 35.122   | 170.8   | 12:42.365 | 6      | 2:19.644 | 52.324   | 48.937   | 38.383   | 153.1   | 14:01.045 |
| 7      | 2:06.847 | 48.536   | 43.109   | 35.202   | 170.6   | 14:49.212 | 7      | 2:19.186 | 52.130   | 48.654   | 38.402   | 155.1   | 16:20.231 |
| 8      | 2:07.226 | 48.768   | 43.025   | 35.433   | 173.3   | 16:56.438 | 8      | 2:18.356 | 52.130   | 47.872   | 38.354   | 156.2   | 18:38.587 |
| 9      | 2:08.466 | 48.363   | 44.634   | 35.469   | 173.0   | 19:04.904 | 9      | 2:19.459 | 52.879   | 48.090   | 38.490   | 153.8   | 20:58.046 |
| 10     | 2:07.527 | 48.613   | 42.934   | 35.980   | 171.7   | 21:12.431 |        |          |          |          |          |         |           |

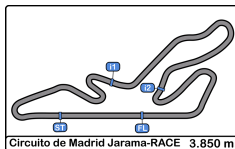
|           |                      |              |           |                         |                   |
|-----------|----------------------|--------------|-----------|-------------------------|-------------------|
| <b>26</b> | Angel Lafuente Lopez | BMW E36 325i | <b>30</b> | Francisco Lopez-Linares | TOYOTA AYGO       |
|           | EN-3                 | VSR eSports  |           | 2                       | ESCUADERIA CENTRO |

| Vta. D | Tiempo   | Sector 1 | Sector 2 | Sector 3 | V. Max. | Elapsed   | Vta. D | Tiempo   | Sector 1 | Sector 2 | Sector 3 | V. Max. | Elapsed   |
|--------|----------|----------|----------|----------|---------|-----------|--------|----------|----------|----------|----------|---------|-----------|
| 1      | 2:01.466 | 47.493   | 41.035   | 32.938   | 103.5   | 2:01.466  | 1      | 2:28.827 | 1:02.021 | 48.127   | 38.679   | 110.6   | 2:28.827  |
| 2      | 1:58.784 | 45.255   | 40.326   | 33.203   | 190.8   | 4:00.250  | 2      | 2:19.320 | 52.886   | 47.796   | 38.638   | 157.8   | 4:48.147  |
| 3      | 1:59.847 | 46.422   | 40.316   | 33.109   | 183.0   | 6:00.097  | 3      | 2:20.279 | 53.385   | 48.061   | 38.833   | 159.2   | 7:08.426  |
| 4      | 1:58.862 | 45.121   | 40.205   | 33.536   | 196.7   | 7:58.959  | 4      | 2:18.981 | 52.384   | 47.885   | 38.712   | 155.6   | 9:27.407  |
| 5      | 1:59.371 | 46.124   | 40.243   | 33.004   | 191.4   | 9:58.330  | 5      | 2:19.071 | 52.575   | 47.870   | 38.626   | 157.2   | 11:46.478 |
| 6      | 2:00.137 | 45.856   | 40.489   | 33.792   | 184.6   | 11:58.467 | 6      | 2:20.025 | 52.385   | 48.877   | 38.763   | 156.0   | 14:06.503 |
| 7      | 2:03.795 | 49.980   | 39.893   | 33.922   | 197.8   | 14:02.262 | 7      | 2:21.242 | 53.762   | 48.343   | 39.137   | 157.8   | 16:27.745 |
| 8      | 1:59.031 | 46.501   | 39.649   | 32.881   | 172.8   | 16:01.293 | 8      | 2:23.358 | 56.418   | 47.862   | 39.078   | 156.0   | 18:51.103 |
| 9      | 2:00.405 | 46.797   | 40.143   | 33.465   | 185.2   | 18:01.698 | 9      | 2:25.737 | 56.526   | 48.541   | 40.670   | 152.3   | 21:16.840 |
| 10     | 1:59.122 | 46.146   | 39.658   | 33.318   | 193.2   | 20:00.820 |        |          |          |          |          |         |           |

|           |                         |     |           |                         |                   |
|-----------|-------------------------|-----|-----------|-------------------------|-------------------|
| <b>33</b> | José Luis Salas Garrido | CKV | <b>33</b> | José Luis Salas Garrido | TOYOTA AYGO       |
|           |                         |     |           | 2                       | ESCUADERIA CENTRO |

| Vta. D | Tiempo   | Sector 1 | Sector 2 | Sector 3 | V. Max. | Elapsed   | Vta. D | Tiempo   | Sector 1 | Sector 2 | Sector 3 | V. Max. | Elapsed   |
|--------|----------|----------|----------|----------|---------|-----------|--------|----------|----------|----------|----------|---------|-----------|
| 1      | 2:28.027 | 1:00.865 | 48.268   | 38.894   | 108.1   | 2:28.027  | 1      | 2:28.027 | 1:00.865 | 48.268   | 38.894   | 108.1   | 2:28.027  |
| 2      | 2:19.287 | 52.454   | 48.094   | 38.739   | 157.4   | 4:47.314  | 2      | 2:19.287 | 52.454   | 48.094   | 38.739   | 157.4   | 4:47.314  |
| 3      | 2:19.425 | 52.765   | 47.912   | 38.748   | 154.7   | 7:06.739  | 3      | 2:19.425 | 52.765   | 47.912   | 38.748   | 154.7   | 7:06.739  |
| 4      | 2:19.448 | 52.508   | 48.207   | 38.733   | 155.8   | 9:26.187  | 4      | 2:19.448 | 52.508   | 48.207   | 38.733   | 155.8   | 9:26.187  |
| 5      | 2:21.703 | 54.485   | 48.072   | 39.146   | 156.0   | 11:47.890 | 5      | 2:21.703 | 54.485   | 48.072   | 39.146   | 156.0   | 11:47.890 |
| 6      | 2:20.397 | 52.761   | 48.519   | 39.117   | 156.2   | 14:08.287 | 6      | 2:20.397 | 52.761   | 48.519   | 39.117   | 156.2   | 14:08.287 |
| 7      | 2:20.898 | 53.457   | 48.159   | 39.282   | 153.6   | 16:29.185 | 7      | 2:20.898 | 53.457   | 48.159   | 39.282   | 153.6   | 16:29.185 |
| 8      | 2:21.831 | 53.398   | 48.374   | 40.059   | 153.4   | 18:51.016 | 8      | 2:21.831 | 53.398   | 48.374   | 40.059   | 153.4   | 18:51.016 |
| 9      | 2:35.980 | 1:07.327 | 48.892   | 39.761   | 150.8   | 21:26.996 | 9      | 2:35.980 | 1:07.327 | 48.892   | 39.761   | 150.8   | 21:26.996 |





### Circuito de Madrid Jarama - RACE

División 1

2ª Carrera

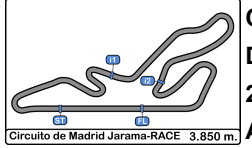
Tiempos Por Vuelta

| 39 Javier Parrilla Gonzalez TOYOTA AYGO 47 Samuel Gomez Gomez TOYOTA AYGO |          |          |          |          |         |           |                             |          |          |          |          |         |           |
|---|----------|----------|----------|----------|---------|-----------|-----------------------------|----------|----------|----------|----------|---------|-----------|
| 2 EFICAR TEAM   |          |          |          |          |         |           | CKV MOTORISMO MAGAZINE S.L. |          |          |          |          |         |           |
| Vta. D  | Tiempo   | Sector 1 | Sector 2 | Sector 3 | V. Max. | Elapsed   | Vta. D                      | Tiempo   | Sector 1 | Sector 2 | Sector 3 | V. Max. | Elapsed   |
| 1   | 2:24.886 | 58.733   | 47.633   | 38.520   | 103.8   | 2:24.886  | 1                           | 2:26.645 | 1:00.393 | 47.863   | 38.389   | 110.0   | 2:26.645  |
| 2   | 2:18.490 | 52.273   | 47.872   | 38.345   | 155.3   | 4:43.376  | 2                           | 2:18.947 | 52.368   | 48.154   | 38.425   | 155.3   | 4:45.592  |
| 3   | 2:18.797 | 52.418   | 47.909   | 38.470   | 152.5   | 7:02.173  | 3                           | 2:19.746 | 52.747   | 47.961   | 39.038   | 153.8   | 7:05.338  |
| 4   | 2:18.614 | 52.194   | 47.714   | 38.706   | 152.1   | 9:20.787  | 4                           | 2:18.815 | 51.957   | 48.087   | 38.771   | 156.2   | 9:24.153  |
| 5   | 2:18.444 | 51.922   | 47.931   | 38.591   | 153.1   | 11:39.231 | 5                           | 2:18.917 | 52.061   | 48.342   | 38.514   | 152.3   | 11:43.070 |
| 6   | 2:19.954 | 53.407   | 48.084   | 38.463   | 153.1   | 13:59.185 | 6                           | 2:19.280 | 52.232   | 48.455   | 38.593   | 150.8   | 14:02.350 |
| 7   | 2:19.924 | 52.940   | 48.116   | 38.868   | 153.1   | 16:19.109 | 7                           | 2:18.660 | 51.905   | 48.155   | 38.600   | 152.9   | 16:21.010 |
| 8   | 2:18.342 | 51.989   | 47.944   | 38.409   | 156.2   | 18:37.451 | 8                           | 2:18.283 | 51.899   | 48.010   | 38.374   | 154.2   | 18:39.293 |
| 9   | 2:19.704 | 52.898   | 48.044   | 38.762   | 152.1   | 20:57.155 | 9                           | 2:19.556 | 52.481   | 48.406   | 38.669   | 152.7   | 20:58.849 |

| 43 Christian Garcia Garcia HONDA CIVIC 1.6 49 Javier Conejero Gines TOYOTA AYGO |          |          |          |          |         |           |               |          |          |          |          |         |           |
|---|----------|----------|----------|----------|---------|-----------|---------------|----------|----------|----------|----------|---------|-----------|
| 3 EFICAR TEAM   |          |          |          |          |         |           | 2 CHEFO SPORT |          |          |          |          |         |           |
| Vta. D  | Tiempo   | Sector 1 | Sector 2 | Sector 3 | V. Max. | Elapsed   | Vta. D        | Tiempo   | Sector 1 | Sector 2 | Sector 3 | V. Max. | Elapsed   |
| 1   | 2:00.208 | 47.277   | 40.189   | 32.742   | 109.2   | 2:00.208  | 1             | 2:28.240 | 1:01.387 | 48.153   | 38.700   | 105.4   | 2:28.240  |
| 2   | 1:59.300 | 45.811   | 40.571   | 32.918   | 180.0   | 3:59.508  | 2             | 2:19.487 | 52.694   | 47.879   | 38.914   | 156.0   | 4:47.727  |
| 3   | 1:58.770 | 45.546   | 40.032   | 33.192   | 180.3   | 5:58.278  | 3             | 2:19.220 | 52.849   | 47.736   | 38.635   | 156.0   | 7:06.947  |
| 4   | 1:58.240 | 45.233   | 39.894   | 33.113   | 183.3   | 7:56.518  | 4             | 2:19.585 | 52.817   | 48.010   | 38.758   | 155.8   | 9:26.532  |
| 5   | 1:58.827 | 45.156   | 40.152   | 33.519   | 185.5   | 9:55.345  | 5             | 2:19.164 | 52.710   | 47.805   | 38.649   | 155.6   | 11:45.696 |
| 6   | 1:58.861 | 45.411   | 40.302   | 33.148   | 180.6   | 11:54.206 | 6             | 2:19.990 | 52.511   | 47.938   | 39.541   | 154.2   | 14:05.686 |
| 7   | 2:01.299 | 46.378   | 41.574   | 33.347   | 177.6   | 13:55.505 | 7             | 2:22.211 | 53.753   | 49.562   | 38.896   | 153.4   | 16:27.897 |
| 8   | 2:00.214 | 46.268   | 40.409   | 33.537   | 168.4   | 15:55.719 | 8             | 2:19.416 | 52.639   | 48.007   | 38.770   | 152.7   | 18:47.313 |
| 9   |          |          |          |          |         |           | 9             | 2:19.422 | 52.718   | 47.990   | 38.714   | 148.1   | 21:06.735 |

| 45 Guillermo Paz De Sierra TOYOTA AYGO |          |          |          |          |         |           |
|--|----------|----------|----------|----------|---------|-----------|
| CKV RASANTE SPORT                      |          |          |          |          |         |           |
| Vta. D                                 | Tiempo   | Sector 1 | Sector 2 | Sector 3 | V. Max. | Elapsed   |
| 1                                      | 2:29.476 | 1:02.647 | 48.103   | 38.726   | 110.4   | 2:29.476  |
| 2                                      | 2:19.305 | 52.731   | 47.924   | 38.650   | 156.7   | 4:48.781  |
| 3                                      | 2:20.142 | 53.388   | 48.160   | 38.594   | 156.5   | 7:08.923  |
| 4                                      | 2:19.345 | 52.625   | 47.920   | 38.800   | 156.5   | 9:28.268  |
| 5                                      | 2:19.830 | 52.881   | 47.981   | 38.968   | 155.1   | 11:48.098 |
| 6                                      | 2:21.952 | 53.919   | 48.445   | 39.588   | 157.4   | 14:10.050 |
| 7                                      | 2:19.645 | 52.499   | 48.007   | 39.139   | 155.8   | 16:29.695 |
| 8                                      | 2:20.731 | 53.721   | 48.115   | 38.895   | 156.5   | 18:50.426 |
| 9                                      | 2:21.299 | 52.969   | 48.258   | 40.072   | 151.6   | 21:11.725 |

| 46 Deogracias Milan Cano CITROEN SAXO VTS |          |          |          |          |         |           |
|---|----------|----------|----------|----------|---------|-----------|
| JRS CLUB JARAMA SPORT                     |          |          |          |          |         |           |
| Vta. D                                    | Tiempo   | Sector 1 | Sector 2 | Sector 3 | V. Max. | Elapsed   |
| 1   | 2:15.490 | 56.130   | 43.687   | 35.673   | 114.8   | 2:15.490  |
| 2   | 2:08.196 | 48.809   | 43.583   | 35.804   | 179.7   | 4:23.686  |
| 3   | 2:08.244 | 48.432   | 43.605   | 36.207   | 178.5   | 6:31.930  |
| 4   | 2:08.746 | 49.626   | 43.301   | 35.819   | 177.3   | 8:40.676  |
| 5   | 2:08.822 | 48.703   | 43.473   | 36.646   | 178.5   | 10:49.498 |
| 6   | 2:08.649 | 49.196   | 43.455   | 35.998   | 176.7   | 12:58.147 |
| 7   | 2:09.631 | 49.486   | 43.938   | 36.207   | 178.5   | 15:07.778 |
| 8   | 3:32.674 | 2:10.165 | 45.351   | 37.158   | 177.3   | 18:40.452 |
| 9   | 2:11.913 | 50.216   | 44.770   | 36.927   | 167.1   | 20:52.365 |



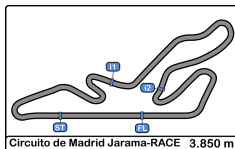
## Circuito de Madrid Jarama - RACE

División 1

2ª Carrera

Análisis

| Num          | T. Vta.        | Dif        | Num          | T. Vta.        | Dif        | Num          | T. Vta.        | Dif        | Num          | T. Vta.        | Dif        | Num          | T. Vta.        | Dif        |
|--------------|----------------|------------|--------------|----------------|------------|--------------|----------------|------------|--------------|----------------|------------|--------------|----------------|------------|
| <b>Vta 1</b> |                |            | 12           | 2:00.485       | 05.916     | 22           | 2:08.432       | 33.054     | 33           | 2:19.448       | 1:29.669   | 26           | 2:00.137       | 04.261     |
| 15           | 1:59.856       |            | 4            | 2:00.527       | 06.685     | 46           | 2:08.244       | 33.652     | 49           | 2:19.585       | 1:30.014   | 7            | 2:00.239       | 04.939     |
| 43           | 2:00.208       | 00.352     | 25           | 2:06.032       | 16.772     | 39           | 2:18.797       | 1:03.895   | 30           | 2:18.981       | 1:30.889   | 17           | 2:22.946       | 1 Lap      |
| 26           | 2:01.466       | 01.610     | 14           | 2:06.937       | 18.652     | 23           | 2:18.773       | 1:04.194   | 45           | 2:19.345       | 1:31.750   | 9            | 2:02.293       | 11.164     |
| 9            | 2:03.134       | 03.278     | 13           | 2:05.914       | 18.869     | 20           | 2:18.400       | 1:04.564   | 17           | 2:22.619       | 1:39.706   | 16           | 2:01.777       | 11.371     |
| 7            | 2:03.586       | 03.730     | 6            | 2:07.774       | 22.163     | 29           | 2:19.470       | 1:06.312   | <b>Num</b>   | <b>T. Vta.</b> | <b>Dif</b> | 4            | 2:01.592       | 14.878     |
| 16           | 2:03.949       | 04.093     | 24           | 2:07.428       | 22.406     | 47           | 2:19.746       | 1:07.060   | <b>Vta 5</b> |                |            | 12           | 2:02.854       | 17.835     |
| 12           | 2:04.568       | 04.712     | 27           | 2:08.052       | 22.712     | 21           | 2:19.272       | 1:07.295   | 43           | 1:58.827       |            | 25           | 2:06.780       | 48.159     |
| 4            | 2:05.295       | 05.439     | 22           | 2:07.885       | 23.763     | 33           | 2:19.425       | 1:08.461   | 15           | 1:59.243       | 02.564     | 13           | 2:06.975       | 48.786     |
| 25           | 2:09.877       | 10.021     | 46           | 2:08.196       | 24.549     | 49           | 2:19.220       | 1:08.669   | 26           | 1:59.371       | 02.985     | 14           | 2:06.929       | 51.342     |
| 14           | 2:10.852       | 10.996     | 39           | 2:18.490       | 44.239     | 30           | 2:20.279       | 1:10.148   | 7            | 1:59.380       | 03.561     | 27           | 2:07.758       | 59.612     |
| 13           | 2:12.092       | 12.236     | 23           | 2:19.183       | 44.562     | 45           | 2:20.142       | 1:10.645   | 9            | 2:00.052       | 07.732     | 6            | 2:09.479       | 1:01.031   |
| 6            | 2:13.526       | 13.670     | 20           | 2:19.114       | 45.305     | 17           | 2:21.596       | 1:15.327   | 16           | 2:00.004       | 08.455     | 24           | 2:08.661       | 1:01.538   |
| 27           | 2:13.797       | 13.941     | 29           | 2:18.996       | 45.983     | <b>Num</b>   | <b>T. Vta.</b> | <b>Dif</b> | 4            | 2:00.302       | 12.147     | 22           | 2:08.918       | 1:03.349   |
| 24           | 2:14.115       | 14.259     | 47           | 2:18.947       | 46.455     | <b>Vta 4</b> |                |            | 12           | 2:02.522       | 13.842     | 46           | 2:08.649       | 1:03.941   |
| 22           | 2:15.015       | 15.159     | 21           | 2:18.900       | 47.164     | 43           | 1:58.240       |            | 25           | 2:06.780       | 40.240     | <b>Num</b>   | <b>T. Vta.</b> | <b>Dif</b> |
| 46           | 2:15.490       | 15.634     | 33           | 2:19.287       | 48.177     | 15           | 1:59.543       | 02.148     | 13           | 2:06.616       | 40.672     | <b>Vta 7</b> |                |            |
| 23           | 2:24.516       | 24.660     | 49           | 2:19.487       | 48.590     | 26           | 1:58.862       | 02.441     | 14           | 2:06.952       | 43.274     | 43           | 2:01.299       |            |
| 39           | 2:24.886       | 25.030     | 30           | 2:19.320       | 49.010     | 7            | 1:58.615       | 03.008     | 6            | 2:07.797       | 50.413     | 39           | 2:19.954       | 1 Lap      |
| 20           | 2:25.328       | 25.472     | 45           | 2:19.305       | 49.644     | 9            | 1:59.780       | 06.507     | 27           | 2:07.540       | 50.715     | 23           | 2:20.073       | 1 Lap      |
| 29           | 2:26.124       | 26.268     | 17           | 2:20.886       | 52.872     | 16           | 2:00.018       | 07.278     | 24           | 2:07.903       | 51.738     | 20           | 2:19.933       | 1 Lap      |
| 47           | 2:26.645       | 26.789     | <b>Num</b>   | <b>T. Vta.</b> | <b>Dif</b> | 12           | 2:01.045       | 10.147     | 22           | 2:08.664       | 53.292     | 15           | 2:02.855       | 05.538     |
| 21           | 2:27.401       | 27.545     | <b>Vta 3</b> |                |            | 4            | 2:00.896       | 10.672     | 46           | 2:08.822       | 54.153     | 29           | 2:19.644       | 1 Lap      |
| 33           | 2:28.027       | 28.171     | 43           | 1:58.770       |            | 25           | 2:06.919       | 32.287     | 39           | 2:18.444       | 1:43.886   | 26           | 2:03.795       | 06.757     |
| 49           | 2:28.240       | 28.384     | 15           | 1:59.986       | 00.845     | 13           | 2:06.848       | 32.883     | 23           | 2:18.370       | 1:44.102   | 47           | 2:19.280       | 1 Lap      |
| 30           | 2:28.827       | 28.971     | 26           | 1:59.847       | 01.819     | 14           | 2:06.819       | 35.149     | 20           | 2:18.670       | 1:44.639   | 21           | 2:18.832       | 1 Lap      |
| 45           | 2:29.476       | 29.620     | 7            | 2:00.070       | 02.633     | 6            | 2:07.700       | 41.443     | 29           | 2:18.530       | 1:46.056   | 49           | 2:19.990       | 1 Lap      |
| 17           | 2:31.123       | 31.267     | 9            | 1:59.942       | 04.967     | 27           | 2:07.623       | 42.002     | 47           | 2:18.917       | 1:47.725   | 30           | 2:20.025       | 1 Lap      |
| 19           | 2:41.833       | 41.977     | 16           | 2:00.091       | 05.500     | 24           | 2:08.045       | 42.662     | 21           | 2:19.655       | 1:50.041   | 7            | 2:08.283       | 11.923     |
| <b>Num</b>   | <b>T. Vta.</b> | <b>Dif</b> | 12           | 2:00.567       | 07.342     | 22           | 2:08.641       | 43.455     | 49           | 2:19.164       | 1:50.351   | 33           | 2:20.397       | 1 Lap      |
| <b>Vta 2</b> |                |            | 4            | 2:00.472       | 08.016     | 46           | 2:08.746       | 44.158     | 30           | 2:19.071       | 1:51.133   | 9            | 2:03.481       | 13.346     |
| 15           | 1:59.281       |            | 25           | 2:05.977       | 23.608     | 39           | 2:18.614       | 1:24.269   | 33           | 2:21.703       | 1:52.545   | 16           | 2:03.542       | 13.614     |
| 43           | 1:59.300       | 00.371     | 13           | 2:04.547       | 24.275     | 23           | 2:18.605       | 1:24.559   | 45           | 2:19.830       | 1:52.753   | 45           | 2:21.952       | 1 Lap      |
| 26           | 1:58.784       | 01.113     | 14           | 2:07.059       | 26.570     | 20           | 2:18.472       | 1:24.796   | <b>Num</b>   | <b>T. Vta.</b> | <b>Dif</b> | 4            | 2:01.075       | 14.654     |
| 7            | 1:57.255       | 01.704     | 6            | 2:08.961       | 31.983     | 29           | 2:18.281       | 1:26.353   | <b>Vta 6</b> |                |            | 12           | 2:03.079       | 19.615     |
| 9            | 2:00.169       | 04.166     | 27           | 2:09.048       | 32.619     | 47           | 2:18.815       | 1:27.635   | 43           | 1:58.861       |            | 17           | 2:23.374       | 1 Lap      |
| 16           | 1:59.738       | 04.550     | 24           | 2:09.592       | 32.857     | 21           | 2:20.158       | 1:29.213   | 15           | 2:00.279       | 03.982     | 25           | 2:06.847       | 53.707     |



**Circuito de Madrid Jarama - RACE**

**División 1**

**2ª Carrera**

**Análisis**

Circuito de Madrid Jarama-RACE 3.850 m.

| Num          | T. Vta.        | Dif        | Num           | T. Vta.        | Dif        | Num | T. Vta.  | Dif      |
|--------------|----------------|------------|---------------|----------------|------------|-----|----------|----------|
| 13           | 2:06.373       | 53.860     | 7             | 1:59.640       | 09.741     | 47  | 2:19.556 | 1 Lap    |
| 14           | 2:06.790       | 56.833     | 16            | 2:00.021       | 11.055     | 21  | 2:19.480 | 1 Lap    |
| 27           | 2:07.463       | 1:05.776   | 4             | 2:01.222       | 14.771     | 49  | 2:19.422 | 1 Lap    |
| 22           | 2:08.839       | 1:10.889   | 9             | 2:03.707       | 17.013     | 13  | 2:07.893 | 1:08.065 |
| 24           | 2:11.305       | 1:11.544   | 12            | 2:02.742       | 21.098     | 45  | 2:21.299 | 1 Lap    |
| 46           | 2:09.631       | 1:12.273   | 23            | 2:18.960       | 1 Lap      | 25  | 2:07.527 | 1:11.611 |
| <b>Num</b>   | <b>T. Vta.</b> | <b>Dif</b> | 39            | 2:18.342       | 1 Lap      | 14  | 2:06.787 | 1:12.329 |
| <b>Vta 8</b> |                |            | 20            | 2:18.081       | 1 Lap      | 30  | 2:25.737 | 1 Lap    |
| 43           | 2:00.214       |            | 29            | 2:18.356       | 1 Lap      | 27  | 2:08.579 | 1:25.130 |
| 15           | 1:59.869       | 05.193     | 47            | 2:18.283       | 1 Lap      | 33  | 2:35.980 | 1 Lap    |
| 26           | 1:59.031       | 05.574     | 46            | 3:32.674       | 1 Lap      | 22  | 2:08.997 | 1:31.688 |
| 7            | 2:03.886       | 15.595     | 21            | 2:19.055       | 1 Lap      | 17  | 2:22.719 | 1 Lap    |
| 16           | 2:03.128       | 16.528     | 49            | 2:19.416       | 1 Lap      | 24  | 2:11.426 | 1:37.721 |
| 9            | 2:05.668       | 18.800     | 45            | 2:20.731       | 1 Lap      |     |          |          |
| 4            | 2:04.603       | 19.043     | 33            | 2:21.831       | 1 Lap      |     |          |          |
| 23           | 2:18.811       | 1 Lap      | 30            | 2:23.358       | 1 Lap      |     |          |          |
| 39           | 2:19.924       | 1 Lap      | 13            | 2:06.666       | 59.779     |     |          |          |
| 12           | 2:04.449       | 23.850     | 25            | 2:08.466       | 1:03.691   |     |          |          |
| 20           | 2:19.665       | 1 Lap      | 14            | 2:07.210       | 1:05.149   |     |          |          |
| 29           | 2:19.186       | 1 Lap      | 17            | 2:24.760       | 1 Lap      |     |          |          |
| 47           | 2:18.660       | 1 Lap      | 27            | 2:08.005       | 1:16.158   |     |          |          |
| 21           | 2:19.388       | 1 Lap      | 22            | 2:08.516       | 1:22.298   |     |          |          |
| 30           | 2:21.242       | 1 Lap      | 24            | 2:10.173       | 1:25.902   |     |          |          |
| 49           | 2:22.211       | 1 Lap      | <b>Num</b>    | <b>T. Vta.</b> | <b>Dif</b> |     |          |          |
| 33           | 2:20.898       | 1 Lap      | <b>Vta 10</b> |                |            |     |          |          |
| 45           | 2:19.645       | 1 Lap      | 26            | 1:59.122       |            |     |          |          |
| 17           | 2:23.664       | 1 Lap      | 15            | 2:01.260       | 01.653     |     |          |          |
| 13           | 2:04.961       | 58.607     | 7             | 1:59.851       | 09.985     |     |          |          |
| 25           | 2:07.226       | 1:00.719   | 16            | 1:59.496       | 10.944     |     |          |          |
| 14           | 2:06.814       | 1:03.433   | 4             | 2:02.830       | 17.994     |     |          |          |
| 27           | 2:08.085       | 1:13.647   | 9             | 2:05.672       | 23.078     |     |          |          |
| 22           | 2:08.601       | 1:19.276   | 12            | 2:03.307       | 24.798     |     |          |          |
| 24           | 2:09.893       | 1:21.223   | 46            | 2:11.913       | 1 Lap      |     |          |          |
| <b>Num</b>   | <b>T. Vta.</b> | <b>Dif</b> | 23            | 2:19.493       | 1 Lap      |     |          |          |
| <b>Vta 9</b> |                |            | 39            | 2:19.704       | 1 Lap      |     |          |          |
| 15           | 2:00.301       |            | 20            | 2:19.734       | 1 Lap      |     |          |          |
| 26           | 2:00.405       | 00.485     | 29            | 2:19.459       | 1 Lap      |     |          |          |



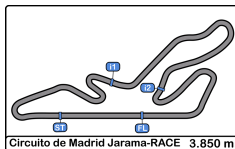
## Circuito de Madrid Jarama - RACE

División 1

2ª Carrera

Mejores Sectores

| Sector - 1 |    |                                | Sector - 2 |    |                                | Sector - 3 |    |                                | Vuelta Ideal vs Mejor Vuelta |      |    |                                |            |            |      |
|------------|----|--------------------------------|------------|----|--------------------------------|------------|----|--------------------------------|------------------------------|------|----|--------------------------------|------------|------------|------|
| Clas       | Nº | Piloto                         | Tiempo     | Nº | Piloto                         | Tiempo     | Nº | Piloto                         | Tiempo                       | Clas | Nº | Piloto                         | Vta. Ideal | Mejor Vta. | Clas |
| 1          | 7  | Jaime Cela Talavera            | 44.459     | 7  | Jaime Cela Talavera            | 39.583     | 43 | Christian Garcia Garcia        | 32.742                       | 1    | 7  | Jaime Cela Talavera            | 1:56.959   | 1:57.255   | 1    |
| 2          | 26 | Angel Lafuente Lopez           | 45.121     | 26 | Angel Lafuente Lopez           | 39.649     | 15 | Oscar Auñon Fernandez          | 32.751                       | 2    | 26 | Angel Lafuente Lopez           | 1:57.651   | 1:58.784   | 3    |
| 3          | 43 | Christian Garcia Garcia        | 45.156     | 43 | Christian Garcia Garcia        | 39.894     | 26 | Angel Lafuente Lopez           | 32.881                       | 3    | 43 | Christian Garcia Garcia        | 1:57.792   | 1:58.240   | 2    |
| 4          | 16 | Eduardo Alonso De Pablo        | 45.471     | 15 | Oscar Auñon Fernandez          | 39.984     | 7  | Jaime Cela Talavera            | 32.917                       | 4    | 15 | Oscar Auñon Fernandez          | 1:58.623   | 1:59.243   | 4    |
| 5          | 9  | Santiago Castilla Salinero     | 45.607     | 16 | Eduardo Alonso De Pablo        | 40.456     | 16 | Eduardo Alonso De Pablo        | 33.266                       | 5    | 16 | Eduardo Alonso De Pablo        | 1:59.193   | 1:59.496   | 5    |
| 6          | 12 | Jorge Vila Sainz               | 45.702     | 4  | Escolar Alvarez - Vigarra Tena | 40.645     | 9  | Santiago Castilla Salinero     | 33.360                       | 6    | 9  | Santiago Castilla Salinero     | 1:59.649   | 1:59.780   | 6    |
| 7          | 4  | Escolar Alvarez - Vigarra Tena | 45.703     | 9  | Santiago Castilla Salinero     | 40.682     | 4  | Escolar Alvarez - Vigarra Tena | 33.536                       | 7    | 4  | Escolar Alvarez - Vigarra Tena | 1:59.884   | 2:00.302   | 7    |
| 8          | 15 | Oscar Auñon Fernandez          | 45.888     | 12 | Jorge Vila Sainz               | 41.138     | 12 | Jorge Vila Sainz               | 33.601                       | 8    | 12 | Jorge Vila Sainz               | 2:00.441   | 2:00.485   | 8    |
| 9          | 13 | Roberto F. Moreno Cortes       | 46.736     | 13 | Roberto F. Moreno Cortes       | 42.298     | 13 | Roberto F. Moreno Cortes       | 34.486                       | 9    | 13 | Roberto F. Moreno Cortes       | 2:03.520   | 2:04.547   | 9    |
| 10         | 25 | Guillermo Del Moral Garcia     | 47.917     | 25 | Guillermo Del Moral Garcia     | 42.523     | 25 | Guillermo Del Moral Garcia     | 35.122                       | 10   | 25 | Guillermo Del Moral Garcia     | 2:05.562   | 2:05.977   | 10   |
| 11         | 14 | Agustín Arce Pi                | 48.098     | 14 | Agustín Arce Pi                | 42.938     | 27 | Victor Garrido Gonzalez        | 35.186                       | 11   | 14 | Agustín Arce Pi                | 2:06.491   | 2:06.787   | 11   |
| 12         | 24 | Iván López Gómez               | 48.130     | 22 | Javier Fraile Gonzalez         | 43.277     | 14 | Agustín Arce Pi                | 35.455                       | 12   | 24 | Iván López Gómez               | 2:06.871   | 2:07.428   | 12   |
| 13         | 6  | Francisco Comendador Diaz      | 48.244     | 24 | Iván López Gómez               | 43.278     | 24 | Iván López Gómez               | 35.463                       | 13   | 27 | Victor Garrido Gonzalez        | 2:07.163   | 2:07.463   | 13   |
| 14         | 46 | Deogracias Milan Cano          | 48.432     | 6  | Francisco Comendador Diaz      | 43.285     | 46 | Deogracias Milan Cano          | 35.673                       | 14   | 6  | Francisco Comendador Diaz      | 2:07.306   | 2:07.700   | 14   |
| 15         | 27 | Victor Garrido Gonzalez        | 48.554     | 46 | Deogracias Milan Cano          | 43.301     | 22 | Javier Fraile Gonzalez         | 35.699                       | 15   | 46 | Deogracias Milan Cano          | 2:07.406   | 2:08.196   | 16   |
| 16         | 22 | Javier Fraile Gonzalez         | 48.647     | 27 | Victor Garrido Gonzalez        | 43.423     | 6  | Francisco Comendador Diaz      | 35.777                       | 16   | 22 | Javier Fraile Gonzalez         | 2:07.623   | 2:07.885   | 15   |
| 17         | 47 | Samuel Gomez Gomez             | 51.899     | 19 | Adrian Martín Abrales          | 46.122     | 20 | Sergio Casalins Martinez       | 38.164                       | 17   | 39 | Javier Parrilla Gonzalez       | 2:17.900   | 2:18.342   | 20   |
| 18         | 39 | Javier Parrilla Gonzalez       | 51.922     | 39 | Javier Parrilla Gonzalez       | 47.633     | 29 | Ruben Gonzalez Checa           | 38.199                       | 18   | 20 | Sergio Casalins Martinez       | 2:18.022   | 2:18.081   | 17   |
| 19         | 23 | Miguel Gonzalez Manzaneque     | 51.929     | 49 | Javier Conejero Gines          | 47.736     | 23 | Miguel Gonzalez Manzaneque     | 38.228                       | 19   | 23 | Miguel Gonzalez Manzaneque     | 2:18.034   | 2:18.370   | 21   |
| 20         | 20 | Sergio Casalins Martinez       | 52.038     | 21 | Daniel Losada Iglesias         | 47.779     | 39 | Javier Parrilla Gonzalez       | 38.345                       | 20   | 29 | Ruben Gonzalez Checa           | 2:18.075   | 2:18.281   | 18   |
| 21         | 29 | Ruben Gonzalez Checa           | 52.079     | 30 | Francisco Lopez-Linares        | 47.796     | 47 | Samuel Gomez Gomez             | 38.374                       | 21   | 47 | Samuel Gomez Gomez             | 2:18.136   | 2:18.283   | 19   |
| 22         | 21 | Daniel Losada Iglesias         | 52.188     | 29 | Ruben Gonzalez Checa           | 47.797     | 21 | Daniel Losada Iglesias         | 38.439                       | 22   | 21 | Daniel Losada Iglesias         | 2:18.406   | 2:18.832   | 22   |
| 23         | 30 | Francisco Lopez-Linares        | 52.384     | 20 | Sergio Casalins Martinez       | 47.820     | 45 | Guillermo Paz De Sierra        | 38.594                       | 23   | 30 | Francisco Lopez-Linares        | 2:18.806   | 2:18.981   | 23   |
| 24         | 33 | José Luis Salas Garrido        | 52.454     | 47 | Samuel Gomez Gomez             | 47.863     | 30 | Francisco Lopez-Linares        | 38.626                       | 24   | 49 | Javier Conejero Gines          | 2:18.882   | 2:19.164   | 24   |
| 25         | 45 | Guillermo Paz De Sierra        | 52.499     | 23 | Miguel Gonzalez Manzaneque     | 47.877     | 49 | Javier Conejero Gines          | 38.635                       | 25   | 45 | Guillermo Paz De Sierra        | 2:19.013   | 2:19.305   | 26   |
| 26         | 49 | Javier Conejero Gines          | 52.511     | 33 | José Luis Salas Garrido        | 47.912     | 33 | José Luis Salas Garrido        | 38.733                       | 26   | 33 | José Luis Salas Garrido        | 2:19.099   | 2:19.287   | 25   |
| 27         | 17 | Martin Cortes Gabin            | 53.144     | 45 | Guillermo Paz De Sierra        | 47.920     | 17 | Martin Cortes Gabin            | 38.824                       | 27   | 17 | Martin Cortes Gabin            | 2:20.467   | 2:20.886   | 27   |
| 28         | 19 | Adrian Martín Abrales          | 1:11.546   | 17 | Martin Cortes Gabin            | 48.499     | 19 | Adrian Martín Abrales          | 44.165                       | 28   | 19 | Adrian Martín Abrales          | 2:41.833   | 2:41.833   | 28   |



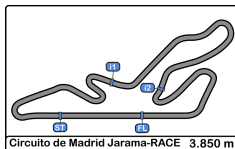
Circuito de Madrid Jarama - RACE

División 1

2ª Carrera

Secuencia Líder

| <u>Nº</u> | <u>Piloto</u>           | <u>Concursante</u> | <u>Vehiculo</u> | <u>Cat</u> | <u>Vta. Inicio</u> | <u>Vta. Fin</u> | <u>Vtas</u> | <u>Total Vtas.</u> |
|-----------|-------------------------|--------------------|-----------------|------------|--------------------|-----------------|-------------|--------------------|
| 15        | Oscar Auñon Fernandez   | VSR eSports        | BMW E36 325i    | EN-3       | 1                  | 2               | 2           | 2                  |
| 43        | Christian Garcia Garcia | EFICAR TEAM        | HONDA CIVIC 1.6 | 3          | 3                  | 8               | 6           | 6                  |
| 15        | Oscar Auñon Fernandez   | VSR eSports        | BMW E36 325i    | EN-3       | 9                  | 9               | 1           | 3                  |
| 26        | Angel Lafuente Lopez    | VSR eSports        | BMW E36 325i    | EN-3       | 10                 | 10              | 1           | 1                  |



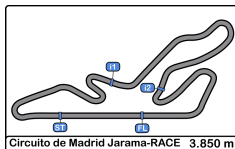
## Circuito de Madrid Jarama - RACE

División 1

2ª Carrera

5 Mejores Tiempos

| Clas | Nº | Piloto                        | Concursante                                | Vehiculo              | Cat  | Mejor 1  |      | Mejor 2  |      | Mejor 3  |      | Mejor 4  |      | Mejor 5  |      |
|------|----|-------------------------------|--|-----------------------|------|----------|------|----------|------|----------|------|----------|------|----------|------|
|      |    |                               |  |                       |      | Tiempo   | Vta. | Tiempo   | Vta. | Tiempo   | Vta. | Tiempo   | Vta. | Tiempo   | Vta. |
| 1    | 7  | Jaime Cela Talavera           | RASANTE SPORT                              | CITROEN SAXO 1.6      | 3    | 1:57.255 | 2    | 1:58.615 | 4    | 1:59.380 | 5    | 1:59.640 | 9    | 1:59.851 | 10   |
| 2    | 43 | Christian Garcia Garcia       | EFICAR TEAM                                | HONDA CIVIC 1.6       | 3    | 1:58.240 | 4    | 1:58.770 | 3    | 1:58.827 | 5    | 1:58.861 | 6    | 1:59.300 | 2    |
| 3    | 26 | Angel Lafuente Lopez          | VSR eSports                                | BMW E36 325i          | EN-3 | 1:58.784 | 2    | 1:58.862 | 4    | 1:59.031 | 8    | 1:59.122 | 10   | 1:59.371 | 5    |
| 4    | 15 | Oscar Aulon Fernandez         | VSR eSports                                | BMW E36 325i          | EN-3 | 1:59.243 | 5    | 1:59.281 | 2    | 1:59.543 | 4    | 1:59.856 | 1    | 1:59.869 | 8    |
| 5    | 16 | Eduardo Alonso De Pablo       | R A C E                                    | HYUNDAI GETZ          | 3    | 1:59.496 | 10   | 1:59.738 | 2    | 2:00.004 | 5    | 2:00.018 | 4    | 2:00.021 | 9    |
| 6    | 9  | Santiago Castilla Salinero    | EFICAR TEAM                                | HYUNDAI GETZ 1.5 CRDi | 3    | 1:59.780 | 4    | 1:59.942 | 3    | 2:00.052 | 5    | 2:00.169 | 2    | 2:02.293 | 6    |
| 7    | 4  | Escolar Alvarez - Vigara Tena | EFICAR TEAM                                | BMW E36 325i          | EN-3 | 2:00.302 | 5    | 2:00.472 | 3    | 2:00.527 | 2    | 2:00.896 | 4    | 2:01.075 | 7    |
| 8    | 12 | Jorge Vila Sainz              | C.D.E. MADRIAL CHEC DE CASERNA DE CAMIONES | HYUNDAI GETZ 1.5 CRDi | 3    | 2:00.485 | 2    | 2:00.567 | 3    | 2:01.045 | 4    | 2:02.522 | 5    | 2:02.742 | 9    |
| 9    | 13 | Roberto F. Moreno Cortes      | C.D.E. MADRIAL CHEC DE CASERNA DE CAMIONES | HYUNDAI GETZ 1.5 CRDi | 3    | 2:04.547 | 3    | 2:04.961 | 8    | 2:05.914 | 2    | 2:06.373 | 7    | 2:06.616 | 5    |
| 10   | 25 | Guillermo Del Moral Garcia    | CLUB JARAMA SPORT                          | HYUNDAI ACCENT        | 2    | 2:05.977 | 3    | 2:06.032 | 2    | 2:06.780 | 5    | 2:06.780 | 6    | 2:06.847 | 7    |
| 11   | 14 | Agustín Arce Pi               | C.D.E. ULTIMA VUELTA                       | CITROEN SAXO VTS      | JRS  | 2:06.787 | 10   | 2:06.790 | 7    | 2:06.814 | 8    | 2:06.819 | 4    | 2:06.929 | 6    |
| 12   | 24 | Iván López Gómez              | CLUB JARAMA SPORT                          | SUZUKI SWIFT SPORT    | 2    | 2:07.428 | 2    | 2:07.903 | 5    | 2:08.045 | 4    | 2:08.661 | 6    | 2:09.592 | 3    |
| 13   | 27 | Victor Garrido Gonzalez       | CLUB JARAMA SPORT                          | SUZUKI SWIFT CUP      | 2    | 2:07.463 | 7    | 2:07.540 | 5    | 2:07.623 | 4    | 2:07.758 | 6    | 2:08.005 | 9    |
| 14   | 6  | Francisco Comendador Diaz     | C.D.E DEYSCOM SPORT                        | CITROEN SAXO VTS      | JRS  | 2:07.700 | 4    | 2:07.774 | 2    | 2:07.797 | 5    | 2:08.961 | 3    | 2:09.479 | 6    |
| 15   | 22 | Javier Fraile Gonzalez        | VSR eSports                                | CITROEN SAXO VTS      | JRS  | 2:07.885 | 2    | 2:08.432 | 3    | 2:08.516 | 9    | 2:08.601 | 8    | 2:08.641 | 4    |
| 16   | 46 | Deogracias Milan Cano         | CLUB JARAMA SPORT                          | CITROEN SAXO VTS      | JRS  | 2:08.196 | 2    | 2:08.244 | 3    | 2:08.649 | 6    | 2:08.746 | 4    | 2:08.822 | 5    |
| 17   | 20 | Sergio Casalins Martinez      | MOTORISMO MAGAZINE S.L.                    | TOYOTA AYGO           | CKV  | 2:18.081 | 8    | 2:18.400 | 3    | 2:18.472 | 4    | 2:18.670 | 5    | 2:19.114 | 2    |
| 18   | 29 | Ruben Gonzalez Checa          | C.D.E. ULTIMA VUELTA                       | TOYOTA AYGO           | CKV  | 2:18.281 | 4    | 2:18.356 | 8    | 2:18.530 | 5    | 2:18.996 | 2    | 2:19.186 | 7    |
| 19   | 47 | Samuel Gomez Gomez            | MOTORISMO MAGAZINE S.L.                    | TOYOTA AYGO           | CKV  | 2:18.283 | 8    | 2:18.660 | 7    | 2:18.815 | 4    | 2:18.917 | 5    | 2:18.947 | 2    |
| 20   | 39 | Javier Parrilla Gonzalez      | EFICAR TEAM                                | TOYOTA AYGO           | 2    | 2:18.342 | 8    | 2:18.444 | 5    | 2:18.490 | 2    | 2:18.614 | 4    | 2:18.797 | 3    |
| 21   | 23 | Miguel Gonzalez Manzanegue    | PARADINAS MOTORSPORT                       | TOYOTA AYGO           | CKV  | 2:18.370 | 5    | 2:18.605 | 4    | 2:18.773 | 3    | 2:18.811 | 7    | 2:18.960 | 8    |
| 22   | 21 | Daniel Losada Iglesias        | MOTORISMO MAGAZINE S.L.                    | TOYOTA AYGO           | CKV  | 2:18.832 | 6    | 2:18.900 | 2    | 2:19.055 | 8    | 2:19.272 | 3    | 2:19.388 | 7    |
| 23   | 30 | Francisco Lopez-Linares       | ESCUDERIA CENTRO                           | TOYOTA AYGO           | 2    | 2:18.981 | 4    | 2:19.071 | 5    | 2:19.320 | 2    | 2:20.025 | 6    | 2:20.279 | 3    |
| 24   | 49 | Javier Conejero Gines         | CHEFO SPORT                                | TOYOTA AYGO           | 2    | 2:19.164 | 5    | 2:19.220 | 3    | 2:19.416 | 8    | 2:19.422 | 9    | 2:19.487 | 2    |
| 25   | 33 | José Luis Salas Garrido       | ESCUDERIA CENTRO                           | TOYOTA AYGO           | CKV  | 2:19.287 | 2    | 2:19.425 | 3    | 2:19.448 | 4    | 2:20.397 | 6    | 2:20.898 | 7    |
| 26   | 45 | Guillermo Paz De Sierra       | RASANTE SPORT                              | TOYOTA AYGO           | CKV  | 2:19.305 | 2    | 2:19.345 | 4    | 2:19.645 | 7    | 2:19.830 | 5    | 2:20.142 | 3    |
| 27   | 17 | Martin Cortes Gabin           | ESCUDERIA CENTRO                           | TOYOTA AYGO           | 2    | 2:20.886 | 2    | 2:21.596 | 3    | 2:22.619 | 4    | 2:22.719 | 9    | 2:22.946 | 5    |
| 28   | 19 | Adrian Martin Abraides        | CLUB JARAMA SPORT                          | HYUNDAI GETZ 1.5 CRDi | 3    | 2:41.833 | 1    |          |      |          |      |          |      |          |      |



## Circuito de Madrid Jarama - RACE

División 1

2ª Carrera

5 Mejores Velocidades

| Clas | Nº | Piloto                        | Concursante                                 | Vehiculo              | Cat  | Maxima 1 |      | Maxima 2 |      | Maxima 3 |      | Maxima 4 |      | Maxima 5 |      | Media |
|------|----|-------------------------------|---|-----------------------|------|----------|------|----------|------|----------|------|----------|------|----------|------|-------|
|      |    |                               |   |                       |      | Km/h     | Vta. | Km/h     | Vta. | Km/h     | Vta. | Km/h     | Vta. | Km/h     | Vta. |       |
| 1    | 7  | Jaime Cela Talavera           | RASANTE SPORT                               | CITROEN SAXO 1.6      | 3    | 200.7    | 7    | 199.6    | 5    | 196.3    | 6    | 195.6    | 3    | 194.2    | 4    | 197.3 |
| 2    | 26 | Ángel Lafuente Lopez          | VSR eSports                                 | BMW E36 325i          | EN-3 | 197.8    | 7    | 196.7    | 4    | 193.2    | 10   | 191.4    | 5    | 190.8    | 2    | 194.0 |
| 3    | 4  | Escolar Alvarez - Vigara Tena | EFICAR TEAM                                 | BMW E36 325i          | EN-3 | 191.4    | 4    | 191.4    | 5    | 188.1    | 2    | 187.8    | 6    | 186.8    | 3    | 189.1 |
| 4    | 15 | Oscar Aulon Fernandez         | VSR eSports                                 | BMW E36 325i          | EN-3 | 190.1    | 5    | 189.4    | 10   | 187.1    | 4    | 186.8    | 2    | 185.8    | 3    | 187.9 |
| 5    | 16 | Eduardo Alonso De Pablo       | R A C E                                     | HYUNDAI GETZ          | 3    | 189.4    | 4    | 187.8    | 2    | 187.8    | 5    | 187.5    | 3    | 187.5    | 6    | 188.0 |
| 6    | 9  | Santiago Castilla Salinero    | EFICAR TEAM                                 | HYUNDAI GETZ 1.5 CRDi | 3    | 186.2    | 3    | 184.9    | 2    | 184.9    | 4    | 184.9    | 5    | 183.9    | 6    | 184.9 |
| 7    | 12 | Jorge Vila Sainz              | C.D.E. NACIONAL CHOC DE CARRERA DE CAMIONES | HYUNDAI GETZ 1.5 CRDi | 3    | 186.2    | 2    | 184.3    | 3    | 183.0    | 4    | 177.6    | 9    | 174.4    | 5    | 181.1 |
| 8    | 43 | Christian Garcia Garcia       | EFICAR TEAM                                 | HONDA CIVIC 1.6       | 3    | 185.5    | 5    | 183.3    | 4    | 180.6    | 6    | 180.3    | 3    | 180.0    | 2    | 181.9 |
| 9    | 46 | Deogracias Milan Cano         | CLUB JARAMA SPORT                           | CITROEN SAXO VTS      | JRS  | 179.7    | 2    | 178.5    | 3    | 178.5    | 5    | 178.5    | 7    | 177.3    | 4    | 178.5 |
| 10   | 22 | Javier Fraile Gonzalez        | VSR eSports                                 | CITROEN SAXO VTS      | JRS  | 176.7    | 3    | 176.4    | 7    | 175.6    | 6    | 175.0    | 5    | 174.4    | 2    | 175.6 |
| 11   | 14 | Agustín Arce Pi               | C.D.E. ULTIMA VUELTA                        | CITROEN SAXO VTS      | JRS  | 175.8    | 2    | 175.8    | 5    | 175.6    | 7    | 175.3    | 4    | 175.3    | 6    | 175.6 |
| 12   | 13 | Roberto F. Moreno Cortes      | C.D.E. NACIONAL CHOC DE CARRERA DE CAMIONES | HYUNDAI GETZ 1.5 CRDi | 3    | 175.3    | 3    | 172.8    | 5    | 171.9    | 2    | 171.7    | 9    | 170.8    | 4    | 172.5 |
| 13   | 6  | Francisco Comendador Diaz     | C.D.E. DEYSCOM SPORT                        | CITROEN SAXO VTS      | JRS  | 173.3    | 2    | 172.8    | 7    | 172.2    | 3    | 171.9    | 6    | 171.1    | 5    | 172.3 |
| 14   | 25 | Guillermo Del Moral Garcia    | CLUB JARAMA SPORT                           | HYUNDAI ACCENT        | 2    | 173.3    | 8    | 173.0    | 2    | 173.0    | 9    | 172.5    | 3    | 171.7    | 10   | 172.7 |
| 15   | 24 | Iván López Gómez              | CLUB JARAMA SPORT                           | SUZUKI SWIFT SPORT    | 2    | 173.0    | 2    | 171.7    | 3    | 170.0    | 4    | 169.2    | 5    | 169.2    | 6    | 170.6 |
| 16   | 27 | Victor Garrido Gonzalez       | CLUB JARAMA SPORT                           | SUZUKI SWIFT CUP      | 2    | 171.1    | 6    | 168.4    | 7    | 167.9    | 2    | 167.4    | 4    | 167.1    | 5    | 168.4 |
| 17   | 30 | Francisco Lopez-Linares       | ESCUDERIA CENTRO                            | TOYOTA AYGO           | 2    | 159.2    | 3    | 157.8    | 2    | 157.8    | 7    | 157.2    | 5    | 156.0    | 6    | 157.6 |
| 18   | 33 | José Luis Salas Garrido       | ESCUDERIA CENTRO                            | TOYOTA AYGO           | CKV  | 157.4    | 2    | 156.2    | 6    | 156.0    | 5    | 155.8    | 4    | 154.7    | 3    | 156.0 |
| 19   | 45 | Guillermo Paz De Sierra       | RASANTE SPORT                               | TOYOTA AYGO           | CKV  | 157.4    | 6    | 156.7    | 2    | 156.5    | 3    | 156.5    | 4    | 156.5    | 8    | 156.7 |
| 20   | 20 | Sergio Casalins Martinez      | MOTORISMO MAGAZINE S.L.                     | TOYOTA AYGO           | CKV  | 156.2    | 7    | 156.0    | 8    | 155.6    | 2    | 155.6    | 4    | 155.1    | 5    | 155.7 |
| 21   | 29 | Ruben Gonzalez Checa          | C.D.E. ULTIMA VUELTA                        | TOYOTA AYGO           | CKV  | 156.2    | 8    | 155.3    | 2    | 155.1    | 7    | 154.7    | 3    | 153.8    | 9    | 155.0 |
| 22   | 39 | Javier Parrilla Gonzalez      | EFICAR TEAM                                 | TOYOTA AYGO           | 2    | 156.2    | 8    | 155.3    | 2    | 153.1    | 5    | 153.1    | 6    | 153.1    | 7    | 154.2 |
| 23   | 47 | Samuel Gomez Gomez            | MOTORISMO MAGAZINE S.L.                     | TOYOTA AYGO           | CKV  | 156.2    | 4    | 155.3    | 2    | 154.2    | 8    | 153.8    | 3    | 152.9    | 7    | 154.5 |
| 24   | 49 | Javier Conejero Gines         | CHEFO SPORT                                 | TOYOTA AYGO           | 2    | 156.0    | 2    | 156.0    | 3    | 155.8    | 4    | 155.6    | 5    | 154.2    | 6    | 155.5 |
| 25   | 21 | Daniel Losada Iglesias        | MOTORISMO MAGAZINE S.L.                     | TOYOTA AYGO           | CKV  | 155.6    | 4    | 154.9    | 2    | 154.5    | 3    | 153.6    | 7    | 152.5    | 8    | 154.2 |
| 26   | 23 | Miguel Gonzalez Manzanque     | PARADINAS MOTORSPORT                        | TOYOTA AYGO           | CKV  | 155.6    | 7    | 154.2    | 3    | 154.2    | 4    | 154.2    | 5    | 153.4    | 9    | 154.3 |
| 27   | 17 | Martin Cortes Gabin           | ESCUDERIA CENTRO                            | TOYOTA AYGO           | 2    | 154.9    | 2    | 154.7    | 6    | 154.0    | 3    | 151.6    | 4    | 151.6    | 7    | 153.4 |
| 28   | 19 | Adrian Martin Abrales         | CLUB JARAMA SPORT                           | HYUNDAI GETZ 1.5 CRDi | 3    | 66.5     | 1    |          |      |          |      |          |      |          |      | 66.5  |





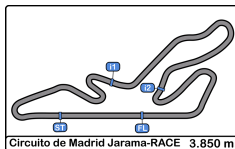
Circuito de Madrid Jarama - RACE

División 1

2ª Carrera

Secuencia Vueltas Rápidas

| Vta | Hora Día     | T Sesion | Nº | Piloto                | Concursante   | Vehiculo         | Cat  | Tiempo   | Km/h  |
|-----|--------------|----------|----|-----------------------|---------------|------------------|------|----------|-------|
| 2   | 13:43:22.662 | 3:58.662 | 15 | Oscar Auñón Fernandez | VSR eSports   | BMW E36 325i     | EN-3 | 1:59.281 | 116.1 |
| 2   | 13:43:23.775 | 3:59.775 | 26 | Angel Lafuente Lopez  | VSR eSports   | BMW E36 325i     | EN-3 | 1:58.784 | 116.6 |
| 2   | 13:43:24.366 | 4:00.366 | 7  | Jaime Cela Talavera   | RASANTE SPORT | CITROEN SAXO 1.6 | 3    | 1:57.255 | 118.2 |



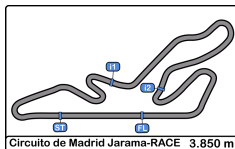
## Circuito de Madrid Jarama - RACE

División 1

2ª Carrera

Mejor Máxima Velocidad del Evento

| Cls | Nº | Piloto                          | Concursante                                  | Vehiculo              | Cat  | Km/h  | Sesión                     |
|-----|----|---------------------------------|--|-----------------------|------|-------|----------------------------|
| 1   | 7  | Jaime Cela Talavera             | RASANTE SPORT                                | CITROEN SAXO 1.6      | 3    | 200.7 | 2ª Carrera                 |
| 2   | 26 | Angel Lafuente Lopez            | VSR eSports                                  | BMW E36 325i          | EN-3 | 198.8 | Entrenamiento cronometrado |
| 3   | 15 | Oscar Aulíon Fernandez          | VSR eSports                                  | BMW E36 325i          | EN-3 | 196.3 | 1ª Carrera                 |
| 4   | 5  | Vibranes Capta - Vibranes Capta | VSR eSports                                  | BMW E36 325i          | EN-3 | 194.2 | Entrenamiento cronometrado |
| 5   | 9  | Santiago Castilla Salinero      | EFICAR TEAM                                  | HYUNDAI GETZ 1.5 CRDi | 3    | 191.8 | 1ª Carrera                 |
| 6   | 43 | Christian Garcia Garcia         | EFICAR TEAM                                  | HONDA CIVIC 1.6       | 3    | 191.8 | 1ª Carrera                 |
| 7   | 4  | Escobar Alvarez - Vignara Tena  | EFICAR TEAM                                  | BMW E36 325i          | EN-3 | 191.4 | 2ª Carrera                 |
| 8   | 16 | Eduardo Alonso De Pablo         | R A C E                                      | HYUNDAI GETZ          | 3    | 189.4 | 2ª Carrera                 |
| 9   | 19 | Adrian Martin Abraides          | CLUB JARAMA SPORT                            | HYUNDAI GETZ 1.5 CRDi | 3    | 188.1 | Entrenamiento cronometrado |
| 10  | 12 | Jorge Vila Sainz                | C.D.E NACIONAL -ONCC- DE CARRERA DE CAMIONES | HYUNDAI GETZ 1.5 CRDi | 3    | 186.2 | 2ª Carrera                 |
| 11  | 13 | Roberto F. Moreno Cortes        | C.D.E NACIONAL -ONCC- DE CARRERA DE CAMIONES | HYUNDAI GETZ 1.5 CRDi | 3    | 180.3 | 1ª Carrera                 |
| 12  | 46 | Deogracias Milan Cano           | CLUB JARAMA SPORT                            | CITROEN SAXO VTS      | JRS  | 179.7 | 2ª Carrera                 |
| 13  | 14 | Agustín Arce Pi                 | C.D.E. ULTIMA VUELTA                         | CITROEN SAXO VTS      | JRS  | 177.0 | Entrenamiento cronometrado |
| 14  | 22 | Javier Fraile Gonzalez          | VSR eSports                                  | CITROEN SAXO VTS      | JRS  | 176.7 | 2ª Carrera                 |
| 15  | 25 | Guillermo Del Moral Garcia      | CLUB JARAMA SPORT                            | HYUNDAI ACCENT        | 2    | 176.4 | 1ª Carrera                 |
| 16  | 6  | Francisco Comendador Diaz       | C.D.E DEYSCOM SPORT                          | CITROEN SAXO VTS      | JRS  | 173.6 | 1ª Carrera                 |
| 17  | 27 | Victor Garrido Gonzalez         | CLUB JARAMA SPORT                            | SUZUKI SWIFT CUP      | 2    | 173.3 | 1ª Carrera                 |
| 18  | 24 | Iván López Gómez                | CLUB JARAMA SPORT                            | SUZUKI SWIFT SPORT    | 2    | 173.0 | 2ª Carrera                 |
| 19  | 33 | José Luis Salas Garrido         | ESCUADERIA CENTRO                            | TOYOTA AYGO           | CKV  | 160.0 | 1ª Carrera                 |
| 20  | 30 | Francisco Lopez-Linares         | ESCUADERIA CENTRO                            | TOYOTA AYGO           | 2    | 159.2 | 2ª Carrera                 |
| 21  | 20 | Sergio Casalins Martinez        | MOTORISMO MAGAZINE S.L.                      | TOYOTA AYGO           | CKV  | 158.8 | 1ª Carrera                 |
| 22  | 45 | Guillermo Paz De Sierra         | RASANTE SPORT                                | TOYOTA AYGO           | CKV  | 157.4 | 2ª Carrera                 |
| 23  | 39 | Javier Parrilla Gonzalez        | EFICAR TEAM                                  | TOYOTA AYGO           | 2    | 156.7 | 1ª Carrera                 |
| 24  | 23 | Miguel Gonzalez Manzanque       | PARADINAS MOTORSPORT                         | TOYOTA AYGO           | CKV  | 156.5 | Entrenamiento cronometrado |
| 25  | 47 | Samuel Gomez Gomez              | MOTORISMO MAGAZINE S.L.                      | TOYOTA AYGO           | CKV  | 156.2 | 2ª Carrera                 |
| 26  | 29 | Ruben Gonzalez Checa            | C.D.E. ULTIMA VUELTA                         | TOYOTA AYGO           | CKV  | 156.2 | 2ª Carrera                 |
| 27  | 49 | Javier Conejero Gines           | CHEFO SPORT                                  | TOYOTA AYGO           | 2    | 156.0 | 2ª Carrera                 |
| 28  | 21 | Daniel Losada Iglesias          | MOTORISMO MAGAZINE S.L.                      | TOYOTA AYGO           | CKV  | 155.6 | 2ª Carrera                 |
| 29  | 17 | Martin Cortes Gabin             | ESCUADERIA CENTRO                            | TOYOTA AYGO           | 2    | 154.9 | 2ª Carrera                 |



**Circuito de Madrid Jarama - RACE**

**División 1**

**2ª Carrera**

**Cuentavueltas**

**VTA**

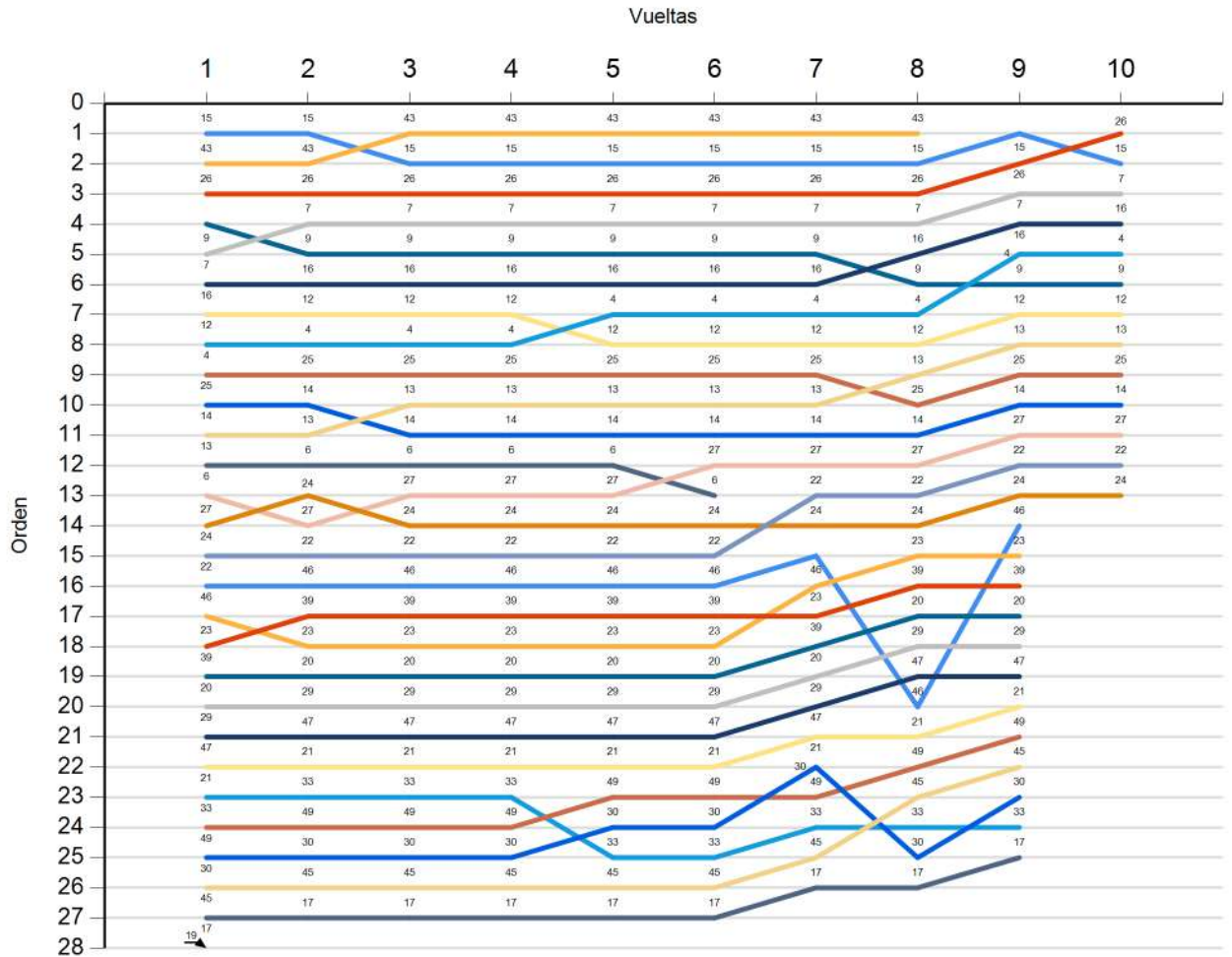
| Nr | Pos | 1  | 2  | 3  | 4  | 5  | 6  | 7  | 8  | 9  | 10 |
|----|-----|----|----|----|----|----|----|----|----|----|----|
| 15 | 1   | 15 | 15 | 43 | 43 | 43 | 43 | 43 | 43 | 15 | 26 |
| 43 | 2   | 43 | 43 | 15 | 15 | 15 | 15 | 15 | 15 | 26 | 15 |
| 26 | 3   | 26 | 26 | 26 | 26 | 26 | 26 | 26 | 26 | 7  | 7  |
| 9  | 4   | 9  | 7  | 7  | 7  | 7  | 7  | 7  | 7  | 16 | 16 |
| 7  | 5   | 7  | 9  | 9  | 9  | 9  | 9  | 9  | 16 | 4  | 4  |
| 16 | 6   | 16 | 16 | 16 | 16 | 16 | 16 | 16 | 9  | 9  | 9  |
| 12 | 7   | 12 | 12 | 12 | 12 | 4  | 4  | 4  | 4  | 12 | 12 |
| 4  | 8   | 4  | 4  | 4  | 4  | 12 | 12 | 12 | 12 | 13 | 13 |
| 25 | 9   | 25 | 25 | 25 | 25 | 25 | 25 | 25 | 13 | 25 | 25 |
| 14 | 10  | 14 | 14 | 13 | 13 | 13 | 13 | 13 | 25 | 14 | 14 |
| 13 | 11  | 13 | 13 | 14 | 14 | 14 | 14 | 14 | 14 | 27 | 27 |
| 6  | 12  | 6  | 6  | 6  | 6  | 6  | 27 | 27 | 27 | 22 | 22 |
| 27 | 13  | 27 | 24 | 27 | 27 | 27 | 6  | 22 | 22 | 24 | 24 |
| 24 | 14  | 24 | 27 | 24 | 24 | 24 | 24 | 24 | 24 | 46 |    |
| 22 | 15  | 22 | 22 | 22 | 22 | 22 | 22 | 46 | 23 | 23 |    |
| 46 | 16  | 46 | 46 | 46 | 46 | 46 | 46 | 23 | 39 | 39 |    |
| 23 | 17  | 23 | 39 | 39 | 39 | 39 | 39 | 39 | 20 | 20 |    |
| 39 | 18  | 39 | 23 | 23 | 23 | 23 | 23 | 20 | 29 | 29 |    |
| 20 | 19  | 20 | 20 | 20 | 20 | 20 | 20 | 29 | 47 | 47 |    |
| 29 | 20  | 29 | 29 | 29 | 29 | 29 | 29 | 47 | 46 | 21 |    |
| 47 | 21  | 47 | 47 | 47 | 47 | 47 | 47 | 21 | 21 | 49 |    |
| 21 | 22  | 21 | 21 | 21 | 21 | 21 | 21 | 30 | 49 | 45 |    |
| 33 | 23  | 33 | 33 | 33 | 33 | 49 | 49 | 49 | 45 | 30 |    |
| 49 | 24  | 49 | 49 | 49 | 49 | 30 | 30 | 33 | 33 | 33 |    |
| 30 | 25  | 30 | 30 | 30 | 30 | 33 | 33 | 45 | 30 | 17 |    |
| 45 | 26  | 45 | 45 | 45 | 45 | 45 | 45 | 17 | 17 |    |    |
| 17 | 27  | 17 | 17 | 17 | 17 | 17 | 17 |    |    |    |    |
| 19 | 28  | 19 |    |    |    |    |    |    |    |    |    |

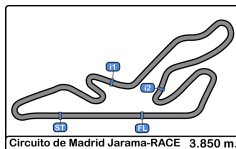




**Circuito de Madrid Jarama - RACE**  
**División 1**  
**2ª Carrera**  
**Cuentavueltas Gráfico**

- 15
- 43
- 26
- 9
- 7
- 16
- 12
- 4
- 25
- 14
- 13
- 6
- 27
- 24
- 22
- 46
- 23
- 39
- 20
- 29
- 47
- 21
- 33
- 49
- 30
- 45
- 17
- 19





Circuito de Madrid Jarama - RACE

División 1

2ª Carrera

Tiempos Parada en Pit

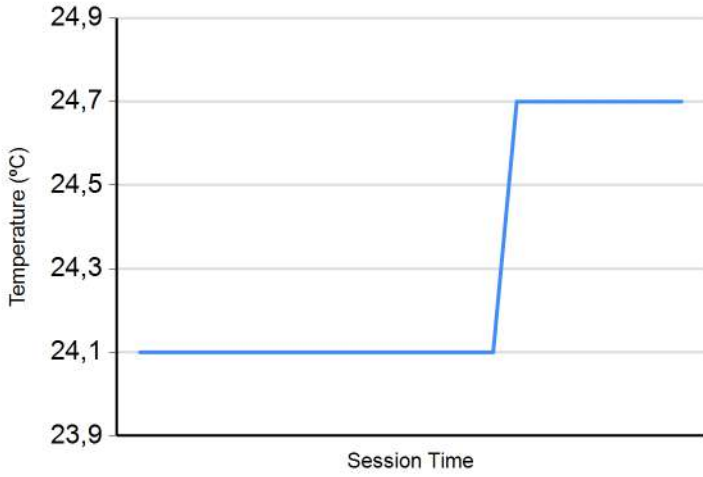
| <u>Nº</u> | <u>Tiempo Día</u> | <u>Piloto</u> | <u>Concursante</u> | <u>Vehiculo</u> | <u>Cat</u> | <u>Tiempo Entrada</u> | <u>Nº Parada</u> | <u>Tiempo Pit</u> | <u>Handicap</u> |
|-----------|-------------------|---------------|--------------------|-----------------|------------|-----------------------|------------------|-------------------|-----------------|
|-----------|-------------------|---------------|--------------------|-----------------|------------|-----------------------|------------------|-------------------|-----------------|



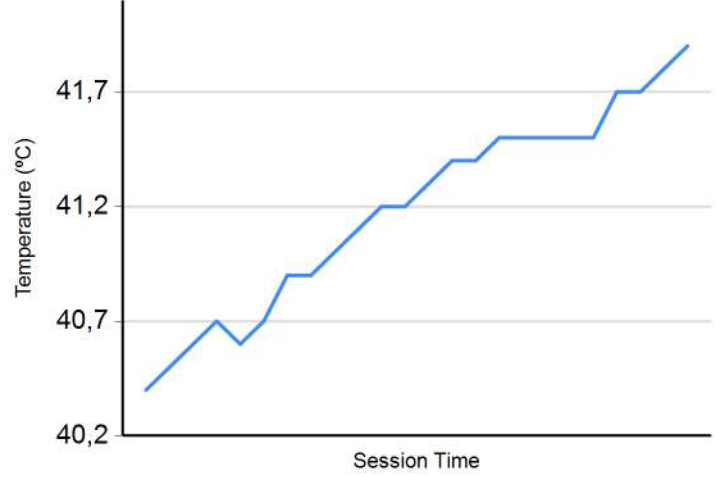


**Circuito de Madrid Jarama - RACE**  
**División 1**  
**2ª Carrera**  
**Informe Meteorológico**

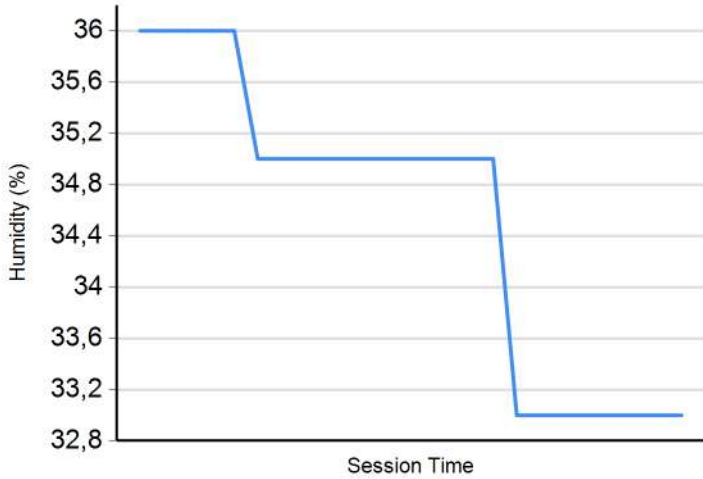
**Temperatura Aire**



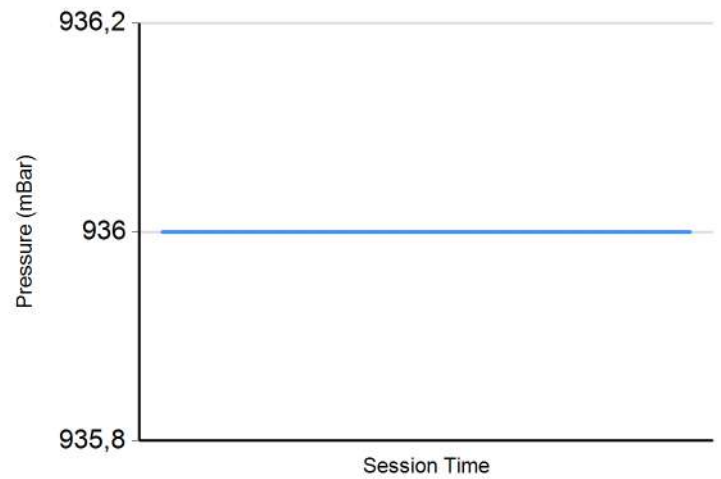
**Temperatura Pista**



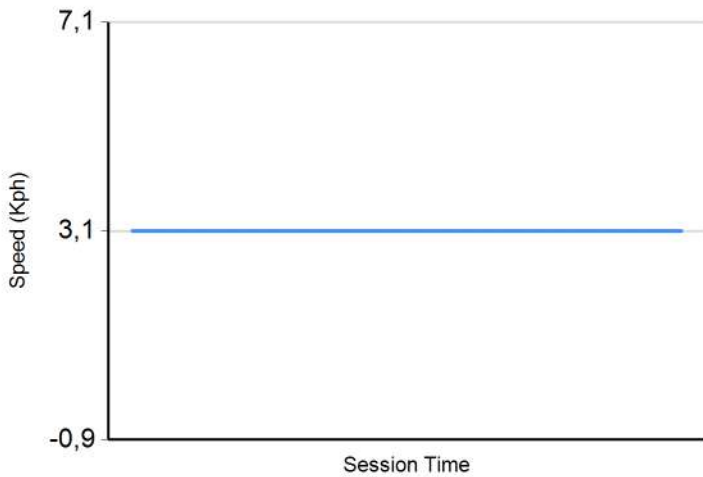
**Humedad**



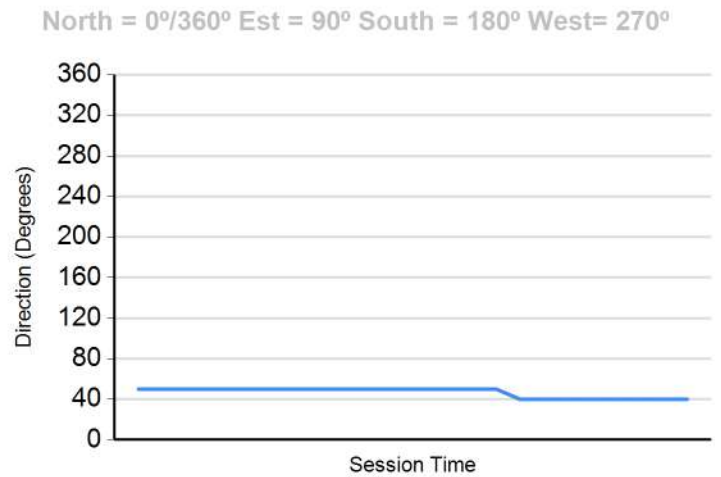
**Presión**



**Velocidad Viento**



**Dirección Viento**





## Circuito de Madrid Jarama - RACE

División 1

2ª Carrera

Resultados Finales

| Cls | Nº | Piloto                        | Concursante                                  | Vehiculo              | Cat  | Cl | N.V. | Tiempo    | Dif 1º   | Dif Ant. | Km/h  | V.R. | Tiempo   | Km/h  |
|-----|----|-------------------------------|--|-----------------------|------|----|------|-----------|----------|----------|-------|------|----------|-------|
| 1   | 26 | Angel Lafuente Lopez          | VSR eSports                                  | BMW E36 325i          | EN-3 | 1  | 10   | 20:00.820 |          |          | 115.4 | 2    | 1:58.784 | 116.6 |
| 2   | 15 | Oscar Auñón Fernandez         | VSR eSports                                  | BMW E36 325i          | EN-3 | 2  | 10   | 20:02.473 | 1.653    | 1.653    | 115.2 | 5    | 1:59.243 | 116.2 |
| 3   | 7  | Jaime Cela Talavera           | RASANTE SPORT                                | CITROEN SAXO 1.6      | 3    | 1  | 10   | 20:10.805 | 9.985    | 8.332    | 114.4 | 2    | 1:57.255 | 118.2 |
| 4   | 16 | Eduardo Alonso De Pablo       | R A C E                                      | HYUNDAI GETZ          | 3    | 2  | 10   | 20:11.764 | 10.944   | 0.959    | 114.3 | 10   | 1:59.496 | 115.9 |
| 5   | 4  | Escolar Alvarez - Vigara Tena | EFICAR TEAM                                  | BMW E36 325i          | EN-3 | 3  | 10   | 20:18.814 | 17.994   | 7.050    | 113.7 | 5    | 2:00.302 | 115.2 |
| 6   | 9  | Santiago Castilla Salinero    | EFICAR TEAM                                  | HYUNDAI GETZ 1.5 CRDi | 3    | 3  | 10   | 20:23.898 | 23.078   | 5.084    | 113.2 | 4    | 1:59.780 | 115.7 |
| 7   | 12 | Jorge Vila Sainz              | C.D.E. NACIONAL ONCC- DE CARRERA DE CAMIONES | HYUNDAI GETZ 1.5 CRDi | 3    | 4  | 10   | 20:25.618 | 24.798   | 1.720    | 113.0 | 2    | 2:00.485 | 115.0 |
| 8   | 13 | Roberto F. Moreno Cortes      | C.D.E. NACIONAL ONCC- DE CARRERA DE CAMIONES | HYUNDAI GETZ 1.5 CRDi | 3    | 5  | 10   | 21:08.885 | 1:08.065 | 43.267   | 109.2 | 3    | 2:04.547 | 111.2 |
| 9   | 25 | Guillermo Del Moral Garcia    | CLUB JARAMA SPORT                            | HYUNDAI ACCENT        | 2    | 1  | 10   | 21:12.431 | 1:11.611 | 3.546    | 108.9 | 3    | 2:05.977 | 110.0 |
| 10  | 14 | Agustín Arce Pi               | C.D.E. ULTIMA VUELTA                         | CITROEN SAXO VTS      | JR   | 1  | 10   | 21:13.149 | 1:12.329 | 0.718    | 108.8 | 10   | 2:06.787 | 109.3 |
| 11  | 27 | Victor Garrido Gonzalez       | CLUB JARAMA SPORT                            | SUZUKI SWIFT CUP      | 2    | 2  | 10   | 21:25.950 | 1:25.130 | 12.801   | 107.7 | 7    | 2:07.463 | 108.7 |
| 12  | 22 | Javier Fraile Gonzalez        | VSR eSports                                  | CITROEN SAXO VTS      | JR   | 2  | 10   | 21:32.508 | 1:31.688 | 6.558    | 107.2 | 2    | 2:07.885 | 108.3 |
| 13  | 24 | Iván López Gómez              | CLUB JARAMA SPORT                            | SUZUKI SWIFT SPORT    | 2    | 3  | 10   | 21:38.541 | 1:37.721 | 6.033    | 106.7 | 2    | 2:07.428 | 108.7 |
| 14  | 46 | Deogracias Milan Cano         | CLUB JARAMA SPORT                            | CITROEN SAXO VTS      | JR   | 3  | 9    | 20:52.365 | 1 Vta    | 1 Vta    | 99.6  | 2    | 2:08.196 | 108.1 |
| 15  | 23 | Miguel Gonzalez Manzanique    | PARADINAS MOTORSPORT                         | TOYOTA AYGO           | CK   | 1  | 9    | 20:56.784 | 1 Vta    | 4.419    | 99.2  | 5    | 2:18.370 | 100.1 |
| 16  | 39 | Javier Parrilla Gonzalez      | EFICAR TEAM                                  | TOYOTA AYGO           | 2    | 4  | 9    | 20:57.155 | 1 Vta    | 0.371    | 99.2  | 8    | 2:18.342 | 100.1 |
| 17  | 20 | Sergio Casallins Martinez     | MOTORISMO MAGAZINE S.L.                      | TOYOTA AYGO           | CK   | 2  | 9    | 20:57.397 | 1 Vta    | 0.242    | 99.2  | 8    | 2:18.081 | 100.3 |
| 18  | 29 | Ruben Gonzalez Checa          | C.D.E. ULTIMA VUELTA                         | TOYOTA AYGO           | CK   | 3  | 9    | 20:58.046 | 1 Vta    | 0.649    | 99.1  | 4    | 2:18.281 | 100.2 |
| 19  | 47 | Samuel Gomez Gomez            | MOTORISMO MAGAZINE S.L.                      | TOYOTA AYGO           | CK   | 4  | 9    | 20:58.849 | 1 Vta    | 0.803    | 99.0  | 8    | 2:18.283 | 100.2 |
| 20  | 21 | Daniel Losada Iglesias        | MOTORISMO MAGAZINE S.L.                      | TOYOTA AYGO           | CK   | 5  | 9    | 21:02.141 | 1 Vta    | 3.292    | 98.8  | 6    | 2:18.832 | 99.8  |
| 21  | 49 | Javier Conejero Gines         | CHEFO SPORT                                  | TOYOTA AYGO           | 2    | 5  | 9    | 21:06.735 | 1 Vta    | 4.594    | 98.4  | 5    | 2:19.164 | 99.5  |
| 22  | 45 | Guillermo Paz De Sierra       | RASANTE SPORT                                | TOYOTA AYGO           | CK   | 6  | 9    | 21:11.725 | 1 Vta    | 4.990    | 98.0  | 2    | 2:19.305 | 99.4  |
| 23  | 30 | Francisco Lopez-Linares       | ESCUADERIA CENTRO                            | TOYOTA AYGO           | 2    | 6  | 9    | 21:26.840 | 1 Vta    | 15.115   | 96.9  | 4    | 2:18.981 | 99.7  |
| 24  | 17 | Martin Cortes Gabin           | ESCUADERIA CENTRO                            | TOYOTA AYGO           | 2    | 7  | 9    | 21:33.687 | 1 Vta    | 6.847    | 96.4  | 2    | 2:20.886 | 98.3  |
| 25  | 33 | José Luis Salas Garrido       | ESCUADERIA CENTRO                            | TOYOTA AYGO           | CK   | 7  | 9    | 21:36.996 | 1 Vta    | 3.309    | 96.1  | 2    | 2:19.287 | 99.5  |
| 26  | 43 | Christian Garcia Garcia       | EFICAR TEAM                                  | HONDA CIVIC 1.6       | 3    | 6  | 8    | 15:55.719 | 2 Vtas   | 1 Vta    | 116.0 | 4    | 1:58.240 | 117.2 |

No clasificados: (Requerimiento: 75% del numero de vueltas del lider = 8 Vueltas)

|    |                                     |                     |                       |      |   |   |           |        |        |       |   |          |       |
|----|-------------------------------------|---------------------|-----------------------|------|---|---|-----------|--------|--------|-------|---|----------|-------|
| 6  | Francisco Comendador Diaz           | C.D.E DEYSCOM SPORT | CITROEN SAXO VTS      | JR   | 4 | 6 | 12:55.237 | 4 Vtas | 2 Vtas | 107.2 | 4 | 2:07.700 | 108.5 |
| 19 | Adrian Martin Abrales               | CLUB JARAMA SPORT   | HYUNDAI GETZ 1.5 CRDi | 3    | 7 | 1 | 2:41.833  | 9 Vtas | 5 Vtas | 85.6  | 1 | 2:41.833 | 85.6  |
| 5  | Vilmarino Capote - Vilmarino Capote | VSR eSports         | BMW E36 325i          | EN-3 | 4 |   |           |        |        |       |   |          |       |

Vta. rápida de Jaime Cela Talavera en 1:57.255 a 118.2 Km/h en la vuelta 2

### \* PENALIZACIONES

Penalizado dorsal #30 con 10 segundos segun art. 13.6 RDVC

Penalizado dorsal #33 con 10 segundos segun art. 13.6 RDVC

Publicada a las:.....

Temp. Pista: 41.9 °C Temp. Aire: 24.7 °C Humedad: 33 % Estado Pista: SECA

Comisarios Deportivos:

Director de Carrera:

Cronometrador: