



Real Federación Española  
de Automovilismo



# CER

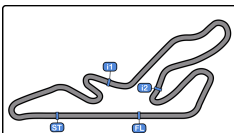
**Circuito de Madrid Jarama-RACE**

**10, 11 y 12 de mayo de 2024**

***Results booklet***



Provided by Cronococa S.L.  
[www.cronococa.com](http://www.cronococa.com)



# Circuito de Madrid Jarama - RACE

CER

Entrenamiento Libre

## Resultados Provisionales



Circuito de Madrid Jarama-RACE 3.850 m.

Cls	B.	Equipo/Concursante	Piloto 1	Piloto 2	Vehiculo	Cat	Cls	Vtas.	Mejor	Tiempo	Δ%	Interval	Km/h		
1	123	ESCUADERIA FARAON	Agustin Sanabria Crespo		RENAULT RS01	GT	1	26	6	1:33.875			147.6		
2	122	ALEJANDRO BARAMBIO PEREA	Alejandro Barambio Perea	Borja Garcia Menendez	PORCHE 992 CUP	GT	2	25	21	1:34.194	0.319	0.319	147.1		
3	113	BAPORO MOTORSPORT	Joan Vinyes Dabad	Jaume Font Casas	PORSCHE 992 CUP	GT	3	31	20	1:35.598	1.723	1.404	144.9		
4	100	ESCUADERIA FARAON	Pablo V. Bras Silvero		PORSCHE 992 CUP	GT	4	17	10	1:35.691	1.816	0.093	144.8		
5	415	FALIGAND JEREMY	Jeremy Faligand	Victor Bernier	PORSCHE 992 CUP	GT	5	30	9	1:37.537	3.662	1.846	142.0		
6	112	ESCUADERIA FARAON	Pedro M. Lourinho Bras	Miguel Gomez Guillen	PORSCHE 992 CUP	GT	6	20	3	1:37.923	4.048	0.386	141.5		
7	118	ESCUADERIA FARAON	Alvaro Fontes Blanco	Pedro M. Silvero Castilla	FERRARI 488 Challenge EVO	GT	7	28	4	1:40.167	6.292	2.244	138.3		
8	125	MOTOR CLUB SABADELL	Jordi Fuset Sala	Lorenzo Mendieta Sola	Porsche 718 GT4 RS Clubsport	CLASE 1	1	29	26	1:40.922	7.047	0.755	137.3		
9	165	OUWOU CASCO UWA-CE	Pere Marques Vancells	Jose A. Gomez Gutierrez	LIGIER JS2R	CLASE 1	2	30	20	1:41.562	7.687	0.640	136.4		
10	191	VELOSO MOTORSPORT	Jean-Roch Piat	JF	PORSCHE 991.1 GT3 CUP	GT	8	25	18	1:44.767	10.892	3.205	132.2		
11	15	LURAUTO K.K.	Asier Gorostiza Telleria	JF	Luis Chillida Belzunce	JF	BMW M2 CS RACING	CLASE 2	1	26	19	1:45.583	11.708	0.816	131.2
12	81	SKUALO COMPETICION	Juan Carlos Arias		GINETTA G50 GT4	CLASE 2	2	24	16	1:47.912	14.037	2.329	128.4		
13	60	MOTOR CLUB SABADELL	Josep Borrell Daniel		RENAULT CLIO CUP IV	D3	1	30	22	1:50.373	16.498	2.461	125.5		
14	40	MOTOR CLUB SABADELL	Jose Palomar Maroto		RENAULT CLIO CUP IV	D3	2	26	19	1:50.830	16.955	0.457	125.0		
15	56	MOTOR CLUB SABADELL	Javier Cicuendez Gallego		RENAULT CLIO CUP IV	D3	3	26	7	1:50.977	17.102	0.147	124.8		
16	9	BALBOR MOTORSPORT C.A.	Jose Luis Albors Aleixandre	German Lopez Balboa	RENAULT CLIO CUP IV	D3	4	27	6	1:51.149	17.274	0.172	124.6		
17	82	MUT 3 XASMOA SOPEVO	Hector Palacios Vazquez	JF	Mazda MX5 ND1	D4	1	24	14	1:51.472	17.597	0.323	124.3		
18	41	OUWOU CASCO UWA-CE	Alejandro Iribas Estrada	JR	RENAULT CLIO CUP V	D4	2	28	21	1:53.072	19.197	1.600	122.5		
19	18	C.D.PEMAR SPORT	Jose Luis Lopez Valdivielso	JF	Alvaro Rodriguez Sastre	RENAULT CLIO CUP IV	D3	5	24	3	1:53.985	20.110	0.913	121.5	

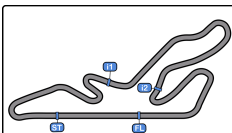
Publicado a las:.....

Temp Pista: 17°C Temp Aire: 17°C Humedad: 37% Estado Pista: SECA

Director Carrera:

Cronometrador:





# Circuito de Madrid Jarama - RACE

CER

Entrenamiento Libre

F Ygi `HUXcg'Dfc j ]g]cbUYg'dcf '7 UH[ cf.1J



GT													
Cls	B.	Equipo/Concursante	Piloto 1	Piloto 2	Vehiculo	Cat	Cls	Vtas.	Mejor	Tiempo	81Z%	Interval	Km/h
1	123	ESCUADERIA FARAON	Agustin Sanabria Crespo		RENAULT RS01	GT	1	26	6	1:33.875			147.6
2	122	ALEJANDRO BARAMBIO PEREA	Alejandro Barambio Perea	Borja Garcia Menendez	PORCHE 992 CUP	GT	2	25	21	1:34.194	0.319	0.319	147.1
3	113	BAPORO MOTORSPORT	Joan Vinyes Dabad	Jaume Font Casas	PORSCHE 992 CUP	GT	3	31	20	1:35.598	1.723	1.404	144.9
4	100	ESCUADERIA FARAON	Pablo V. Bras Silvero		PORSCHE 992 CUP	GT	4	17	10	1:35.691	1.816	0.093	144.8
5	415	FALIGAND JEREMY	Jeremy Faligand	Victor Bernier	PORSCHE 992 CUP	GT	5	30	9	1:37.537	3.662	1.846	142.0
6	112	ESCUADERIA FARAON	Pedro M. Lourinho Bras	Miguel Gomez Guillen	PORSCHE 992 CUP	GT	6	20	3	1:37.923	4.048	0.386	141.5
7	118	ESCUADERIA FARAON	Alvaro Fontes Blanco	Pedro M. Silvero Castilla	FERRARI 488 Challenge EVO	GT	7	28	4	1:40.167	6.292	2.244	138.3
8	191	VELOSO MOTORSPORT	Jean-Roch Piat	JF	PORSCHE 991.1 GT3 CUP	GT	8	25	18	1:44.767	10.892	4.600	132.2

CLASE 1													
Cls	B.	Equipo/Concursante	Piloto 1	Piloto 2	Vehiculo	Cat	Cls	Vtas.	Mejor	Tiempo	81Z%	Interval	Km/h
1	125	MOTOR CLUB SABADELL	Jordi Fuset Sala	Lorenzo Mendieta Sola	Porsche 718 GT4 RS Clubsport	CLASE 1	1	29	26	1:40.922			137.3
2	165	OUOWOUOUECE	Pere Marques Vancells	Jose A. Gomez Gutierrez	LIGIER JS2R	CLASE 1	2	30	20	1:41.562	0.640	0.640	136.4

CLASE 2														
Cls	B.	Equipo/Concursante	Piloto 1	Piloto 2	Vehiculo	Cat	Cls	Vtas.	Mejor	Tiempo	81Z%	Interval	Km/h	
1	15	LURAUTO K.K.	Asier Gorostiza Telleria	JF	Luis Chillida Belzunce	JF	BMW M2 CS RACING	CLASE 2	1	26	19	1:45.583		131.2
2	81	SKUALO COMPETICION	Juan Carlos Arias		GINETTA G50 GT4	CLASE 2	2	24	16	1:47.912	2.329	2.329	128.4	

D3													
Cls	B.	Equipo/Concursante	Piloto 1	Piloto 2	Vehiculo	Cat	Cls	Vtas.	Mejor	Tiempo	81Z%	Interval	Km/h
1	60	MOTOR CLUB SABADELL	Josep Borrell Daniel		RENAULT CLIO CUP IV	D3	1	30	22	1:50.373			125.5
2	40	MOTOR CLUB SABADELL	Jose Palomar Maroto		RENAULT CLIO CUP IV	D3	2	26	19	1:50.830	0.457	0.457	125.0
3	56	MOTOR CLUB SABADELL	Javier Cicuendez Gallego		RENAULT CLIO CUP IV	D3	3	26	7	1:50.977	0.604	0.147	124.8
4	9	BALBOR MOTORSPORT C.A.	Jose Luis Albors Aleixandre	German Lopez Balboa	RENAULT CLIO CUP IV	D3	4	27	6	1:51.149	0.776	0.172	124.6
5	18	C.D.PLEMAR SPORT	Jose Luis Lopez Valdivielso	JF	Alvaro Rodriguez Sastre	D3	5	24	3	1:53.985	3.612	2.836	121.5

D4													
Cls	B.	Equipo/Concursante	Piloto 1	Piloto 2	Vehiculo	Cat	Cls	Vtas.	Mejor	Tiempo	81Z%	Interval	Km/h
1	82	WUT 3 XGASWACEVO	Hector Palacios Vazquez	JF	Mazda MX5 ND1	D4	1	24	14	1:51.472			124.3
2	41	OUOWOUOUECE	Alejandro Iribas Estrada	JR	RENAULT CLIO CUP V	D4	2	28	21	1:53.072	1.600	1.600	122.5

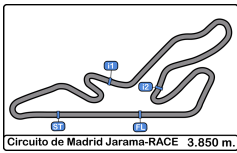
Publicado a las:.....

Temp Pista: ( % ) '57 Temp Aire: &&" '57 Humedad: 37 % Estado Pista: SECA

Director Carrera:

Cronometrador:





# Circuito de Madrid Jarama - RACE

CER

Entrenamiento Libre

Tiempos Por Vuelta

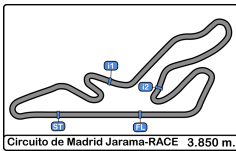


9							15								
Jose Luis Albors Aleixandre							RENAULT CLIO CUP IV								
D3							CLASE 2								
German Lopez Balboa							Luis Chillida Belzunce								
BALBOR MOTORSPORT C.A.							LURAUTO K.K.								
Vta	D	Tiempo	Sector 1	Sector 2	Sector 3	T. Spd	Elapsed	Vta	D	Tiempo	Sector 1	Sector 2	Sector 3	T. Spd	Elapsed
1		11:53:12.306 P	11:51:21.578	58.531	52.197	75.4	11:53:12.306	1		11:52:44.336	11:51:22.736	45.632	35.968	93.3	11:52:44.336
2		4:48.408	3:31.002	45.073	32.333	91.4	11:58:00.714	2		1:59.464	46.313	38.946	34.205	183.0	11:54:43.800
3		1:58.915	45.548	38.992	34.375	198.8	11:59:59.629	3		1:58.076	43.969	40.105	34.002	197.8	11:56:41.876
4		1:51.178	43.071	36.985	31.122	202.6	12:01:50.807	4		1:54.775	45.169	37.538	32.068	177.3	11:58:36.651
5		1:51.428	42.793	37.053	31.582	201.8	12:03:42.235	5		1:53.450	43.692	37.425	32.333	196.3	12:00:30.101
6		1:51.149	42.802	37.139	31.208	201.1	12:05:33.384	6		1:53.941	43.460	37.742	32.739	202.2	12:02:24.042
7		2:23.139 P	50.264	45.383	47.492	169.5	12:07:56.523	7		2:03.495	47.322	41.509	34.664	187.5	12:04:27.537
8		4:15.932 P	2:46.372	46.040	43.520	74.9	12:12:12.455	8		1:52.814	43.442	37.519	31.853	201.8	12:06:20.351
9		2:17.403	1:06.648	38.628	32.127	88.4	12:14:29.858	9		1:53.369	43.159	38.111	32.099	209.3	12:08:13.720
10		1:58.116	43.783	41.514	32.819	198.5	12:16:27.974	10		1:51.109	42.702	36.594	31.813	205.3	12:10:04.829
11		1:54.287	44.072	38.063	32.152	198.8	12:18:22.261	11		1:52.027	42.580	37.746	31.701	201.1	12:11:56.856
12		1:58.818	47.254	38.889	32.675	199.6	12:20:21.079	12		1:51.814	42.963	37.329	31.522	193.2	12:13:48.670
13		2:20.204 P	44.703	49.561	46.030	182.7	12:22:41.373	13		2:33.514 P	54.592	52.457	46.465	165.8	12:16:22.184
14		3:56.279	2:43.538	38.030	34.711	104.5	12:26:37.652	14		2:58.448	2:51.036	36.879	30.533	56.1	12:20:20.632
15		1:53.996	44.247	37.839	31.910	202.6	12:28:31.648	15		2:03.200	42.643	35.662	44.985	207.2	12:22:23.922
16		1:53.842	43.634	37.913	32.295	201.1	12:30:25.490	16		2:07.999	1:00.453	37.559	29.987	107.7	12:24:31.921
17		1:53.746	43.294	38.460	31.992	203.7	12:32:19.236	17		1:45.817	40.931	34.848	30.038	227.3	12:26:17.738
18		1:59.271	45.718	41.254	32.299	185.5	12:34:18.507	18		1:45.627	40.332	35.510	29.785	217.3	12:28:03.365
19		1:54.193	43.333	38.942	31.918	204.5	12:36:12.700	19		1:45.583	40.565	34.960	30.058	231.7	12:29:48.948
20		1:55.328	44.106	38.312	32.910	203.3	12:38:08.028	20		1:46.968	40.836	35.315	30.817	227.8	12:31:35.916
21		1:59.987	45.707	38.844	35.436	201.4	12:40:08.015	21		1:46.974	40.727	35.599	30.648	229.2	12:33:22.890
22		2:08.558 P	44.547	41.312	42.699	202.6	12:42:16.573	22		1:46.628	40.950	34.864	30.814	232.2	12:35:09.518
23		3:46.179	2:35.948	38.294	31.937	97.9	12:46:02.752	23		1:45.884	40.889	35.035	29.960	230.7	12:36:55.402
24		1:52.449	43.296	37.384	31.769	200.7	12:47:55.201	24		1:51.049	43.044	36.921	31.084	177.0	12:38:46.451
25		1:52.104	43.143	37.207	31.754	201.8	12:49:47.305	25		1:47.975	41.919	35.728	30.328	224.5	12:40:34.426
26		1:52.841	43.391	37.783	31.667	202.2	12:51:40.146	26		2:30.119 P	48.658	49.722	51.739	188.1	12:43:04.545
27		2:19.357 P	45.471	45.065	48.821	203.0	12:53:59.503								

18							
Jose Luis Lopez Valdiviello							
D3							
Alvaro Rodriguez Sastre							
C.D.PLEMAR SPORT							
Vta	D	Tiempo	Sector 1	Sector 2	Sector 3	T. Spd	Elapsed
1		11:52:54.595	11:51:36.083	44.628	33.884	74.6	11:52:54.595
2		1:56.669	46.199	38.600	31.870	184.6	11:54:51.264
3		1:53.985	44.186	37.828	31.971	186.8	11:56:45.249
4		2:03.927 P	44.202	38.174	41.551	197.0	11:58:49.176
5		8:42.875	7:23.000	44.028	35.847	68.1	12:07:32.051
6		2:03.640	46.962	42.531	34.147	171.9	12:09:35.691
7		2:00.977	45.872	40.873	34.232	188.8	12:11:36.668
8		1:59.874	45.733	39.688	34.453	152.1	12:13:36.542
9		1:56.451	44.353	39.072	33.026	197.4	12:15:32.993
10		1:56.113	44.579	39.213	32.321	196.7	12:17:29.106
11		1:57.882	45.282	39.814	32.786	199.6	12:19:26.988
12		2:21.353	47.777	50.876	42.700	151.6	12:21:48.341
13		2:35.565	1:09.591	49.070	36.904	79.4	12:24:23.906
14		2:02.216	49.515	39.532	33.169	183.0	12:26:26.122
15		1:59.181	45.237	40.216	33.728	193.5	12:28:25.303
16		1:57.647	44.337	40.463	32.847	192.8	12:30:22.950
17		1:55.702	43.993	38.937	32.772	192.1	12:32:18.652
18		1:57.065	45.768	38.525	32.772	184.9	12:34:15.717
19		1:55.498	44.362	38.625	32.511	200.7	12:36:11.215
20		1:56.032	44.861	38.466	32.705	177.9	12:38:07.247
21		1:59.030	47.337	38.963	32.730	182.7	12:40:06.277
22		1:57.595	44.472	40.305	32.818	196.7	12:42:03.872
23		1:55.967	44.989	38.464	32.514	175.0	12:43:59.839
24		2:34.482 P	1:03.355	43.989	47.138	200.7	12:46:34.321







# Circuito de Madrid Jarama - RACI

CER

Entrenamiento Libre

Tiempos Por Vuelta



56

Javier Cicuendez Gallego

RENAULT CLIO CUP IV

60

Josep Borrell Daniel

RENAULT CLIO CUP IV

D3

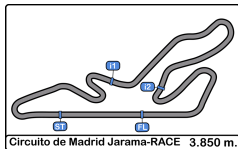
MOTOR CLUB SABADELL

D3

MOTOR CLUB SABADELL

Vta	D	Tiempo	Sector 1	Sector 2	Sector 3	T. Spd	Elapsed	Vta	D	Tiempo	Sector 1	Sector 2	Sector 3	T. Spd	Elapsed
1		11:53:03.894	11:51:29.049	54.622	40.223	82.3	11:53:03.894	1		11:53:08.491	11:51:33.082	53.009	42.400	92.6	11:53:08.491
2		2:16.861 P	50.403	42.459	43.999	132.0	11:55:20.755	2		2:14.882	52.174	44.397	38.311	135.0	11:55:23.373
3		9:42.094	8:27.056	41.779	33.259	106.5	12:05:02.849	3		2:02.397	47.735	41.078	33.584	170.8	11:57:25.770
4		1:56.540	45.279	39.113	32.148	189.8	12:06:59.389	4		2:03.287 P	45.180	39.792	38.315	191.4	11:59:29.057
5		1:52.783	43.476	37.841	31.466	199.6	12:08:52.172	5		2:57.177	1:33.284	47.067	36.826	106.8	12:02:26.234
6		1:51.392	42.835	37.293	31.264	202.6	12:10:43.564	6		1:55.117	43.948	39.018	32.151	193.8	12:04:21.351
7		1:50.977	42.570	37.124	31.283	202.2	12:12:34.541	7		1:52.738	43.372	38.200	31.166	200.3	12:06:14.089
8		1:58.677 P	42.517	37.189	38.971	204.1	12:14:33.218	8		1:54.930	43.683	38.277	32.970	201.4	12:08:09.019
9		3:40.462	2:28.166	38.341	33.955	103.9	12:18:13.680	9		2:00.919	43.305	38.099	39.515	198.1	12:10:09.938
10		1:54.997	45.657	37.934	31.406	203.3	12:20:08.677	10		1:51.733	42.987	37.449	31.297	198.1	12:12:01.671
11		2:02.297	44.708	41.408	36.181	176.4	12:22:10.974	11		1:51.828	42.983	37.195	31.650	201.4	12:13:53.499
12		2:13.303	47.636	49.150	36.517	183.9	12:24:24.277	12		1:51.921	42.787	37.188	31.946	202.2	12:15:45.420
13		1:58.450	46.717	38.650	33.083	186.8	12:26:22.727	13		2:06.547 P	43.458	42.515	40.574	200.3	12:17:51.967
14		1:53.447	43.578	38.294	31.575	197.8	12:28:16.174	14		3:32.669	2:01.745	44.153	46.762	100.5	12:21:24.627
15		1:51.666	43.210	37.295	31.161	204.9	12:30:07.840	15		2:10.710 P	49.572	41.188	39.950	169.5	12:23:35.337
16		1:53.384	43.368	38.099	31.917	196.0	12:32:01.224	16		3:22.501	2:10.769	39.496	32.236	101.4	12:26:57.838
17		1:52.347	43.565	37.339	31.443	206.8	12:33:53.571	17		1:53.413	43.486	37.984	31.943	198.1	12:28:51.251
18		1:51.119	42.670	37.035	31.414	205.3	12:35:44.690	18		1:55.768	43.251	37.858	34.659	198.1	12:30:47.019
19		1:51.892	43.540	37.138	31.214	204.1	12:37:36.582	19		1:52.524	43.414	37.606	31.504	200.3	12:32:39.543
20		1:51.096	42.684	37.028	31.384	204.1	12:39:27.678	20		1:51.802	42.967	37.256	31.579	201.1	12:34:31.345
21		1:54.326	45.680	37.297	31.349	204.1	12:41:22.004	21		1:51.622	42.904	37.125	31.593	200.7	12:36:22.967
22		1:51.164	42.971	36.977	31.216	207.6	12:43:13.168	22		1:50.373	42.538	36.771	31.064	201.8	12:38:13.340
23		1:51.512	42.928	37.247	31.337	207.2	12:45:04.680	23		1:53.894	42.825	37.936	33.133	202.2	12:40:07.234
24		1:52.059	43.150	37.401	31.508	203.7	12:46:56.739	24		1:52.241	43.329	37.365	31.547	204.1	12:41:59.475
25		2:01.700 P	43.284	37.861	40.555	205.3	12:48:58.439	25		1:57.010	43.725	41.164	32.121	200.0	12:43:56.485
26		2:20.867 P	1:03.757	38.651	38.459	100.4	12:51:19.306	26		1:54.333	43.097	39.232	32.004	199.6	12:45:50.818
								27		1:54.958	43.797	39.080	32.081	200.7	12:47:45.776
								28		1:54.653	43.742	38.693	32.218	199.6	12:49:40.429
								29		1:55.504	43.671	38.801	33.032	198.5	12:51:35.933
								30		2:03.719 P	44.802	38.568	40.349	197.0	12:53:39.652





Circuito de Madrid Jarama - RACE

CER

Entrenamiento Libre

Tiempos Por Vuelta



<b>81</b>	Juan Carlos Arias	GINETTA G50 GT4	<b>100</b>	Pablo V. Bras Silvero	PORSCHE 992 CUP
CLASE 2	SKUALO COMPETICION	GT	ESCUDERIA FARAON		

Vta	D	Tiempo	Sector 1	Sector 2	Sector 3	T. Spd	Elapsed	Vta	D	Tiempo	Sector 1	Sector 2	Sector 3	T. Spd	Elapsed
1		11:58:23.474	11:56:59.586	46.516	37.372	79.2	11:58:23.474	1		11:56:26.531	11:55:18.828	38.074	29.629	92.0	11:56:26.531
2		2:00.019	46.913	40.058	33.048	193.5	12:00:23.493	2		1:41.211	39.248	34.186	27.777	222.2	11:58:07.742
3		1:54.621	44.526	38.099	31.996	195.6	12:02:18.114	3		1:41.041	39.026	34.428	27.587	227.3	11:59:48.783
4		1:52.584	43.144	37.846	31.594	213.8	12:04:10.698	4		1:39.280	37.787	33.349	28.144	238.4	12:01:28.063
5		1:51.703	43.123	37.180	31.400	212.5	12:06:02.401	5		1:37.331	37.565	32.314	27.452	239.4	12:03:05.394
6		2:07.602 P	42.858	41.534	43.210	215.1	12:08:10.003	6		1:39.142	38.802	32.867	27.473	241.6	12:04:44.536
7		4:10.048	2:57.955	40.010	32.083	114.0	12:12:20.051	7		1:36.079	37.457	31.472	27.150	242.1	12:06:20.615
8		1:52.690	43.661	36.949	32.080	208.4	12:14:12.741	8		9:18.987	8:19.153	32.365	27.469	117.9	12:15:39.602
9		1:51.083	43.380	36.544	31.159	217.3	12:16:03.824	9		1:36.553	37.834		2:04.022	241.6	12:17:16.155
10		1:48.900	42.393	36.058	30.449	217.7	12:17:52.724	10		1:35.691	37.327	31.502	26.862	243.7	12:18:51.846
11		<del>1:52.469</del>	43.194	37.164	32.111	207.6	12:19:45.193	11		7:41.686	6:39.871	33.523	28.292	101.6	12:26:33.532
12		2:16.710 P	45.935	45.761	45.014	200.0	12:22:01.903	12		3:21.279	2:20.585	32.558	28.136	241.6	12:29:54.811
13		3:56.380	2:45.880	39.065	31.435	109.8	12:25:58.283	13		7:15.760	6:14.776	32.797	28.187	118.8	12:37:10.571
14		1:50.092	42.789	36.473	30.830	214.7	12:27:48.375	14		1:38.374	38.276	32.604	27.494	230.7	12:38:48.945
15		1:48.812	42.396	35.835	30.581	215.5	12:29:37.187	15		1:37.023	37.880	31.948	27.195	236.8	12:40:25.968
16		1:47.912	41.511	36.007	30.394	218.6	12:31:25.099	16		1:37.745	37.379	32.338	28.028		12:42:03.713
17		2:02.556 P	41.710	37.750	43.096	218.6	12:33:27.655	17		1:37.724	37.917	32.014	27.793	241.6	12:43:41.437
18		3:33.837	2:20.563	42.331	30.943	114.5	12:37:01.492	18			4:29.278	42.876			119.4

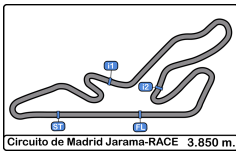
<b>112</b>	Pedro M. Lourinho Bras	MIGUEL GOMEZ GUILLÉN		Miguel Gomez Guillen	PORSCHE 992 CUP
		GT	ESCUDERIA FARAON		

Vta	D	Tiempo	Sector 1	Sector 2	Sector 3	T. Spd	Elapsed	Vta	D	Tiempo	Sector 1	Sector 2	Sector 3	T. Spd	Elapsed
1		11:54:05.545	11:52:52.674	41.138	31.733	93.2	11:54:05.545	1		11:54:05.545	11:52:52.674	41.138	31.733	93.2	11:54:05.545
2		1:42.842	40.867	33.808	28.167	196.3	11:55:48.387	2		1:42.842	40.867	33.808	28.167	196.3	11:55:48.387
3		1:37.923	37.797	32.430	27.696	234.7	11:57:26.310	3		1:37.923	37.797	32.430	27.696	234.7	11:57:26.310
4		1:39.165	37.994	33.243	27.928	237.8	11:59:05.475	4		1:39.165	37.994	33.243	27.928	237.8	11:59:05.475
5		5:40.384	4:37.201	33.956	29.227	112.0	12:04:45.859	5		5:40.384	4:37.201	33.956	29.227	112.0	12:04:45.859
6		1:39.550	38.270		2:08.777	236.8	12:06:25.409	6		1:39.550	38.270		2:08.777	236.8	12:06:25.409
7		1:42.042	39.299	33.554	29.189	226.8	12:08:07.451	7		1:42.042	39.299	33.554	29.189	226.8	12:08:07.451
8		1:43.968	39.105	34.379	30.484	237.8	12:09:51.419	8		1:43.968	39.105	34.379	30.484	237.8	12:09:51.419
9		1:47.192	40.286	37.510	29.396	197.0	12:11:38.611	9		1:47.192	40.286	37.510	29.396	197.0	12:11:38.611
10		1:38.463	38.290	32.298	27.875	239.4	12:13:17.074	10		1:38.463	38.290	32.298	27.875	239.4	12:13:17.074
11		1:38.373	37.801	32.869	27.703	241.0	12:14:55.447	11		1:38.373	37.801	32.869	27.703	241.0	12:14:55.447
12		1:41.662	37.886	33.660	30.116	240.5	12:16:37.109	12		1:41.662	37.886	33.660	30.116	240.5	12:16:37.109
13		1:39.036	39.263	32.061	27.712	222.6	12:18:16.145	13		1:39.036	39.263	32.061	27.712	222.6	12:18:16.145
14		<del>1:40.276</del>	38.969	32.797	28.510	240.5	12:19:56.421	14		<del>1:40.276</del>	38.969	32.797	28.510	240.5	12:19:56.421
15		8:35.299	7:29.616	35.725	29.958	78.7	12:28:31.720	15		8:35.299	7:29.616	35.725	29.958	78.7	12:28:31.720
16		1:42.361	39.393	33.994	28.974	234.2	12:30:14.081	16		1:42.361	39.393	33.994	28.974	234.2	12:30:14.081
17		1:44.029	39.103	35.802	29.124	231.7	12:31:58.110	17		1:44.029	39.103	35.802	29.124	231.7	12:31:58.110
18		1:40.109	38.352	33.203	28.554	235.8	12:33:38.219	18		1:40.109	38.352	33.203	28.554	235.8	12:33:38.219
19		1:38.971	38.007		2:07.525	237.8	12:35:17.190	19		1:38.971	38.007		2:07.525	237.8	12:35:17.190
20		1:41.306	38.719	33.936	28.651	237.8	12:36:58.496	20		1:41.306	38.719	33.936	28.651	237.8	12:36:58.496
21			38.908	35.955			232.7	21			38.908	35.955			232.7

<b>82</b>	Hector Palacios Vazquez	Mazda MX5 ND1		Mazda MX5 ND1	PORSCHE 992 CUP
D4	ESCUDERIA FARAON				

Vta	D	Tiempo	Sector 1	Sector 2	Sector 3	T. Spd	Elapsed
1		11:53:07.291	11:51:38.373	48.907	40.011	77.0	11:53:07.291
2		2:08.390	50.611	42.434	35.345	142.8	11:55:15.681
3		2:01.056	46.332	41.825	32.899	156.2	11:57:16.737
4		1:59.634	45.704	41.177	32.753	163.1	11:59:16.371
5		1:57.071	45.052	39.177	32.842	183.6	12:01:13.442
6		1:57.435	45.015	39.600	32.820	181.8	12:03:10.877
7		1:57.681	44.874	40.387	32.420	179.1	12:05:08.558
8		1:54.723	44.033	38.655	32.035	191.8	12:07:03.281
9		1:53.941	43.860	38.133	31.948	199.6	12:08:57.222
10		1:54.482	44.534	38.181	31.767	196.3	12:10:51.704
11		1:52.932	43.745	37.658	31.529	199.2	12:12:44.636
12		1:58.670	43.805	37.680	37.185	202.6	12:14:43.306
13		1:54.156	44.568	37.569	32.019	185.2	12:16:37.462
14		1:51.472	43.284	37.008	31.180	201.1	12:18:28.934
15		<del>1:55.853</del>	46.307	37.529	32.017	200.7	12:20:24.787
16		2:12.764	47.894	44.528	40.342	138.1	12:22:37.551
17		2:01.865	51.369	38.010	32.486	149.1	12:24:39.416
18		1:56.823	44.986	37.838	33.999	160.9	12:26:36.239
19		1:56.623	46.766	37.882	31.975	191.8	12:28:32.862
20		1:53.399	43.727	38.200	31.472	200.7	12:30:26.261
21		1:54.773	43.437	38.424	32.912	205.7	12:32:21.034
22		1:55.635	44.576	39.213	31.846	186.5	12:34:16.669
23		1:54.702	44.146	39.116	31.440	203.3	12:36:11.371
24		1:53.865	44.139	37.767	31.959	200.3	12:38:05.236
25			51.672				190.1





# Circuito de Madrid Jarama - RACE

CER

Entrenamiento Libre

Tiempos Por Vuelta



113

Joan Vinyes Dabad

PORSCHE 992 CUP

118

Alvaro Fontes Blanco

FERRARI 488 Challenge EVO

GT

Jaume Font Casas

BAPORO MOTORSPORT

GT

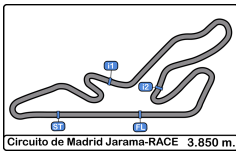
Pedro M. Silvero Castilla

ESCUADERIA FARAON

Vta	D	Tiempo	Sector 1	Sector 2	Sector 3	T. Spd	Elapsed	Vta	D	Tiempo	Sector 1	Sector 2	Sector 3	T. Spd	Elapsed
1		11:53:04.355	11:51:44.090	44.630	35.635	63.2	11:53:04.355	1		11:52:58.520	11:51:49.963	37.290	31.267	94.1	11:52:58.520
2		1:47.819	42.234	36.451	29.134	173.3	11:54:52.174	2		1:43.954	40.454	34.145	29.355	215.1	11:54:42.474
3		1:41.249	39.616	33.331	28.302	207.2	11:56:33.423	3		1:42.221	39.065	33.293	29.863	234.7	11:56:24.695
4		1:40.908	38.493	34.084	28.331	230.2	11:58:14.331	4		1:40.167	38.689	32.971	28.507	234.7	11:58:04.862
5		1:39.361	38.375	32.973	28.013	243.2	11:59:53.692	5		1:41.935	39.271	33.325	29.339	246.0	11:59:46.797
6		1:37.812	37.981	32.193	27.638	215.1	12:01:31.504	6		1:42.721	39.134	33.526	30.061	246.0	12:01:29.518
7		1:38.849	38.008	33.069	27.772	222.2	12:03:10.353	7		1:42.683	39.378	34.124	29.181	239.4	12:03:12.201
8		1:37.894	38.054	32.521	27.319	230.7	12:04:48.247	8		1:54.950 P	39.045	36.391	39.514	247.1	12:05:07.151
9		1:37.380	38.032	31.770	27.578	230.7	12:06:25.627	9		7:35.493	6:26.237	37.644	31.612	86.7	12:12:42.644
10		1:48.051	44.736	35.222	28.093	229.7	12:08:13.678	10		1:50.613	42.198	37.440	30.975	201.1	12:14:33.257
11		1:40.351	38.880	33.892	27.579	245.4	12:09:54.029	11		1:50.034	41.922	36.381	31.731	219.5	12:16:23.291
12		1:37.877	38.145	32.378	27.354	237.3	12:11:31.906	12		1:48.685	41.450	36.021	31.214	214.7	12:18:11.976
13		1:37.626	37.560	31.906	28.160	247.1	12:13:09.532	13		3:04.955 P	1:32.292	40.989	51.674	242.1	12:21:16.931
14		1:36.712	37.802	31.848	27.062	245.4	12:14:46.244	14		3:57.735	2:50.868	36.260	30.607	106.1	12:25:14.666
15		1:58.610 P	42.328	37.916	38.366	186.5	12:16:44.854	15		1:49.664	40.950	37.327	31.387	225.4	12:27:04.330
16		<del>5:00.436</del>	3:16.468	53.555	50.113	71.3	12:21:44.990	16		1:51.311	41.569	38.587	31.155	221.3	12:28:55.641
17		2:22.908	1:08.153	46.212	28.543	78.4	12:24:07.898	17		1:49.684	42.100	36.769	30.815	194.9	12:30:45.325
18		1:37.971	38.263	32.485	27.223	243.7	12:25:45.869	18		1:49.391	41.400	36.933	31.058	227.8	12:32:34.716
19		1:36.305	37.856	31.265	27.184	246.0	12:27:22.174	19		1:52.470	42.577	38.194	31.699	208.8	12:34:27.186
20		1:35.598	37.204	31.302	27.092	250.0	12:28:57.772	20		1:51.084	42.280	37.676	31.128	219.9	12:36:18.270
21		1:36.868	37.953	31.891	27.024	251.7	12:30:34.640	21		1:49.845	41.952	36.577	31.316	236.3	12:38:08.115
22		1:38.840	37.486	33.663	27.691	251.7	12:32:13.480	22		1:51.987	42.859	37.689	31.439	210.1	12:40:00.102
23		1:37.406	37.503	32.182	27.721	254.1	12:33:50.886	23		1:51.802	42.840	37.539	31.423	215.5	12:41:51.904
24		1:41.566 P	37.712	30.964	32.890	250.0	12:35:32.452	24		1:53.898	43.066	37.775	33.057	210.5	12:43:45.802
25		5:14.030	4:05.120	38.936	29.974	82.4	12:40:46.482	25		1:55.500	44.026	38.416	33.058	198.8	12:45:41.302
26		1:40.458	38.497	34.395	27.566	249.4	12:42:26.940	26		1:53.154	42.925	38.229	32.000	213.0	12:47:34.456
27		1:36.989	38.043	31.479	27.467	247.7	12:44:03.929	27		1:53.584	43.115	38.292	32.177	233.2	12:49:28.040
28		1:37.001	37.737	31.358	27.906	249.4	12:45:40.930	28		2:04.157 P	44.751	39.224	40.182	190.1	12:51:32.197
29		1:36.748	37.982	31.478	27.288	246.5	12:47:17.678								
30		1:38.779	38.155	32.474	28.150	251.1	12:48:56.457								
31		2:12.999 P	41.972	42.329	48.698	251.1	12:51:09.456								







# Circuito de Madrid Jarama - RACE

CER

Entrenamiento Libre

Tiempos Por Vuelta



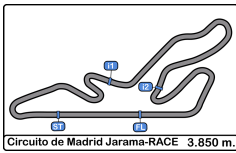
**122** Alejandro Barambio Perea PORCHE 992 CUP **125** Jordi Fuset Sala Porsche 718 GT4 RS Clubsport

GT Borja Garcia Menendez ALEJANDRO BARAMBIO PEREA							CLASE 1 Lorenzo Mendieta Sola MOTOR CLUB SABADELL								
Vta	D	Tiempo	Sector 1	Sector 2	Sector 3	T. Spd	Elapsed	Vta	D	Tiempo	Sector 1	Sector 2	Sector 3	T. Spd	Elapsed
1		11:52:27.085	11:51:11.206	42.863	33.016	75.4	11:52:27.085	1		11:52:33.239	11:51:18.107	43.231	31.901	77.1	11:52:33.239
2		1:46.292	42.404	34.986	28.902	197.8	11:54:13.377	2		1:51.443	44.987	36.760	29.696	170.8	11:54:24.682
3		1:41.612	40.851	32.889	27.872	229.2	11:55:54.989	3		1:43.453	40.095	34.482	28.876	233.2	11:56:08.135
4		1:37.883	38.299	31.981	27.603	238.4	11:57:32.872	4		1:42.003	39.613	33.783	28.607	236.8	11:57:50.138
5		1:39.937	38.242	33.268	28.427	248.8	11:59:12.809	5		1:41.263	<b>39.060</b>	33.704	28.499	238.4	11:59:31.401
6		1:36.977	37.900	31.600	27.477	244.3	12:00:49.786	6		1:52.203 P	40.855	36.114	35.234	237.3	12:01:23.604
7		1:49.418 P	39.388	34.823	35.207	238.4	12:02:39.204	7		6:17.502	5:01.316	41.919	34.267	109.0	12:07:41.106
8		5:16.463	4:01.778	42.695	31.990	85.7	12:07:55.667	8		1:50.145	41.696	37.741	30.708	226.4	12:09:31.251
9		1:47.851	44.194	35.020	28.637	186.2	12:09:43.518	9		1:48.980	41.182	36.731	31.067	233.2	12:11:20.231
10		1:36.771	37.718	31.687	27.366	247.7	12:11:20.289	10		1:49.401	41.389	36.914	31.098	232.2	12:13:09.632
11		1:35.511	37.206	31.295	27.010	250.0	12:12:55.800	11		1:51.422	41.986	38.318	31.118	234.2	12:15:01.054
12		1:39.236	37.108	34.290	27.838	251.7	12:14:35.036	12		1:50.222	41.530	37.003	31.689	232.2	12:16:51.276
13		1:41.371	39.041	34.592	27.738	248.8	12:16:16.407	13		1:49.442	42.123	36.557	30.762	231.2	12:18:40.718
14		1:36.435	37.369	31.307	27.759	249.4	12:17:52.842	14		<del>1:55.126</del>	43.853	36.858	34.415	233.7	12:20:35.844
15		<del>1:57.206</del>	42.812	46.509	27.975	211.7	12:19:50.138	15		<del>2:20.880</del> P	56.039	42.460	42.381	128.2	12:22:56.724
16		<del>2:02.557</del> P	41.900	40.766	39.891	200.3	12:21:52.695	16		5:26.534	4:16.946	38.774	30.814	107.4	12:28:23.258
17		4:38.561	3:38.249	32.836	27.476	107.3	12:26:31.256	17		1:50.549	41.961	37.720	30.868	225.9	12:30:13.807
18		1:37.417	37.791	32.551	27.075	241.0	12:28:08.673	18		1:51.511	43.844	36.317	31.350	178.2	12:32:05.318
19		1:37.133	36.944	32.203	27.986	246.5	12:29:45.806	19		1:50.805	41.494	38.479	30.832	234.7	12:33:56.123
20		1:35.223	36.747	31.723	26.753	248.8	12:31:21.029	20		1:49.767	42.138	36.799	30.830	234.7	12:35:45.890
21		<b>1:34.194</b>	36.626	30.947	<b>26.621</b>	248.8	12:32:55.223	21		1:48.452	41.907	36.180	30.365	216.4	12:37:34.342
22		1:43.269 P	<b>36.379</b>	<b>30.790</b>	36.100	250.5	12:34:38.492	22		1:47.190	40.909	35.932	30.349	232.7	12:39:21.532
23		5:03.058	3:16.622	54.813	51.623	108.8	12:39:41.550	23		1:54.382 P	42.359	36.294	35.729	233.2	12:41:15.914
24		2:02.153	57.387	37.404	27.362	104.8	12:41:43.703	24		3:27.346	2:24.165	34.583	28.598	111.4	12:44:43.260
25		1:51.407 P	38.969	36.001	36.437	247.1	12:43:35.110	25		1:41.409	39.217	33.547	28.645	237.8	12:46:24.669

**123** Agustin Sanabria Crespo RENAULT RS01

GT ESCUDERIA FARAON															
Vta	D	Tiempo	Sector 1	Sector 2	Sector 3	T. Spd	Elapsed	Vta	D	Tiempo	Sector 1	Sector 2	Sector 3	T. Spd	Elapsed
1		11:54:43.660	11:53:41.066	34.361	28.233	96.0	11:54:43.660	26		<b>1:40.922</b>	39.217	<b>33.298</b>	<b>28.407</b>	237.8	12:48:05.591
2		1:40.513	38.320	33.066	29.127	240.5	11:56:24.173	27		1:41.905	39.558	33.344	29.003	240.5	12:49:47.496
3		1:36.921	37.530	31.952	27.439	241.0	11:58:01.094	28		1:42.519	39.155	34.421	28.943	238.9	12:51:30.015
4		1:34.728	36.815	31.154	26.759	242.6	11:59:35.822	29		2:04.095 P	44.937	38.504	40.654	177.3	12:53:34.110
5		1:35.576	<b>36.650</b>	31.450	27.476	246.5	12:01:11.398								
6		<b>1:33.875</b>	36.708	<b>30.701</b>	<b>26.466</b>	243.7	12:02:45.273								
7		1:55.307 P	40.035	35.924	39.348	243.7	12:04:40.580								
8		8:53.269	7:49.559	35.016	28.694	92.4	12:13:33.849								
9		1:38.645	38.600	32.421	27.624	229.7	12:15:12.494								
10		1:38.236	38.011	31.949	28.276	237.8	12:16:50.730								
11		1:37.936	38.085	32.041	27.810	239.4	12:18:28.666								
12		<del>1:39.751</del>	40.650	31.910	27.191	242.6	12:20:08.417								
13		<del>2:08.327</del> P	41.215	43.877	43.235	244.3	12:22:16.744								
14		4:44.420	3:39.764	36.681	27.975	123.4	12:27:01.164								
15		1:37.282	38.004	32.224	27.054	243.2	12:28:38.446								
16		1:37.790	37.744	33.038	27.008	247.1	12:30:16.236								
17		1:37.585	37.709	33.016	26.860	240.5	12:31:53.821								
18		1:35.632	37.073	31.759	26.800	247.7	12:33:29.453								
19		1:44.593 P	38.133	32.108	34.352	236.3	12:35:14.046								
20		6:07.687	5:08.420	31.415	27.852	117.9	12:41:21.733								
21		1:35.894	37.570	31.256	27.068	241.0	12:42:57.627								
22		1:35.482	37.704	31.018	26.760	244.3	12:44:33.109								
23		1:35.991	37.057	32.037	26.897	244.3	12:46:09.100								
24		1:36.163	37.260	31.692	27.211	246.5	12:47:45.263								
25		1:36.176	37.603	31.670	26.903	243.2	12:49:21.439								
26		1:43.426 P	37.337	31.050	35.039	244.8	12:51:04.865								





# Circuito de Madrid Jarama - RACE

CER

Entrenamiento Libre

Tiempos Por Vuelta



165

Pere Marques Vancells

LIGIER JS2R

191

Jean-Roch Piat

PORSCHE 991.1 GT3 CUP

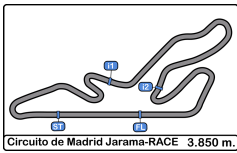
CLASE 1

Jose A. Gomez Gutierrez

VELOSO MOTORSPORT

Vta	D	Tiempo	Sector 1	Sector 2	Sector 3	T. Spd	Elapsed	Vta	D	Tiempo	Sector 1	Sector 2	Sector 3	T. Spd	Elapsed
1		11:52:32.261	11:51:17.220	42.732	32.309	77.0	11:52:32.261	1		11:52:18.393	11:51:07.063	40.140	31.190	82.0	11:52:18.393
2		1:54.145	44.099	37.838	32.208	193.5	11:54:26.406	2		1:53.822	42.268	40.719	30.835	187.5	11:54:12.215
3		1:48.440	41.383	36.872	30.185	204.5	11:56:14.846	3		1:50.635	44.190	35.952	30.493	226.4	11:56:02.850
4		1:48.775	41.977	36.244	30.554	201.4	11:58:03.621	4		1:49.323	41.530	36.193	31.600	238.4	11:57:52.173
5		1:51.185	42.742	38.386	30.057	210.1	11:59:54.806	5		1:47.571	40.436	35.655	31.480	233.2	11:59:39.744
6		1:44.209	40.221	34.876	29.112	215.5	12:01:39.015	6		1:59.453 P	41.043	35.848	42.562	238.9	12:01:39.197
7		1:43.425	39.653	34.869	28.903	225.4	12:03:22.440	7		3:43.352	2:37.263	35.710	30.379	122.7	12:05:22.549
8		1:56.691 P	39.648	36.652	40.391	219.9	12:05:19.131	8		1:47.162	41.063	35.593	30.506	193.8	12:07:09.711
9		3:39.157	2:34.022	35.637	29.498	103.3	12:08:58.288	9		1:48.245	41.678	35.442	31.125	195.2	12:08:57.956
10		1:45.311	40.678	34.843	29.790	203.0	12:10:43.599	10		2:05.718 P	45.710	37.166	42.842	185.8	12:11:03.674
11		1:42.917	39.676	34.316	28.925	223.6	12:12:26.516	11		3:09.779	2:01.976	37.715	30.088	86.7	12:14:13.453
12		1:43.865	39.482	35.167	29.216	224.5	12:14:10.381	12		1:47.373	41.858	35.497	30.018	197.4	12:16:00.826
13		1:44.587	39.457	35.309	29.821	226.8	12:15:54.968	13		1:49.572	44.070	35.041	30.461	232.7	12:17:50.398
14		1:42.010	39.421	34.087	28.502	224.5	12:17:36.978	14		7:18.264 P	5:53.674	43.613	40.977	234.7	12:25:08.662
15		1:41.939	39.125	34.277	28.537	230.2	12:19:18.917	15		5:19.247	4:12.757	36.388	30.102	98.3	12:30:27.909
16		2:40.706 P	39.164	38.588	52.954	227.8	12:21:29.623	16		1:52.605	42.624	38.363	31.618	213.4	12:32:20.514
17		5:10.300	4:06.371	34.843	29.086	109.0	12:26:39.923	17		1:47.869	43.297	34.798	29.774	191.1	12:34:08.383
18		1:45.290	41.001	34.385	29.904	213.4	12:28:25.213	18		1:44.767	40.344	34.984	29.439	226.4	12:35:53.150
19		1:43.166	40.280	34.629	28.257	222.2	12:30:08.379	19		1:50.641	45.167	34.957	30.517	240.0	12:37:43.791
20		1:41.562	38.986	34.004	28.572	226.4	12:31:49.941	20		1:45.542	40.737	34.710	30.095	234.7	12:39:29.333
21		1:42.022	39.150	34.263	28.609	227.8	12:33:31.963	21		1:45.838	41.155	35.064	29.619	220.8	12:41:15.171
22		1:43.505	39.387	35.520	28.598	221.7	12:35:15.468	22		1:56.410 P	40.305	34.596	41.509	237.3	12:43:11.581
23		1:47.625 P	39.197	34.479	33.949	225.0	12:37:03.093	23		4:02.507	2:56.517	35.942	30.048	97.8	12:47:14.088
24		3:19.004	2:16.145	34.362	28.497	115.1	12:40:22.097	24		1:47.871	43.045	35.087	29.739	189.4	12:49:01.959
25		1:42.858	39.148	34.841	28.869	225.0	12:42:04.955	25		1:58.682 P	41.011	35.290	42.381	231.7	12:51:00.641
26		1:44.518	41.381	34.723	28.414	227.3	12:43:49.473								
27		1:42.205	39.977	33.818	28.410	219.9	12:45:31.678								
28		1:42.709	39.315	34.287	29.107	219.9	12:47:14.387								
29		1:49.221 P	39.107	34.476	35.638	225.4	12:49:03.608								
30		2:57.146 P	1:41.288	36.875	38.983	113.8	12:52:00.754								





# Circuito de Madrid Jarama - RACE

CER

Entrenamiento Libre

Tiempos Por Vuelta



415

Jeremy Faligand

PORSCHE 992 CUP

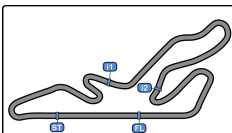
GT

Victor Bernier

FALIGAND JEREMY

Vta	D	Tiempo	Sector 1	Sector 2	Sector 3	T. Spd	Elapsed
1		11:53:04.841	11:51:48.359	42.300	34.182	85.2	11:53:04.841
2		1:52.224	45.794	36.932	29.498	169.8	11:54:57.065
3		1:47.731	43.447	35.895	28.389	142.2	11:56:44.796
4		1:39.259	38.373	33.307	27.579	218.6	11:58:24.055
5		2:04.901 P	43.956	40.721	40.224	203.7	12:00:28.956
6		4:01.050	3:00.045	33.354	27.651	130.1	12:04:30.006
7		1:38.939	37.871	33.774	27.294	220.4	12:06:08.945
8		1:38.328	37.421	33.890	27.017	246.0	12:07:47.273
9		<b>1:37.537</b>	37.284	33.476	<b>26.777</b>	233.7	12:09:24.810
10		1:42.362 P	<b>37.187</b>	<b>31.887</b>	33.288	225.0	12:11:07.172
11		6:26.273	5:22.389	34.647	29.237	92.0	12:17:33.445
12		1:43.086	39.930	34.112	29.044	247.1	12:19:16.531
13		<del>2:08.462</del> P	39.256	36.400	52.506	204.9	12:21:24.693
14		3:51.844	2:48.559	34.200	29.085	102.2	12:25:16.537
15		1:42.675	39.375	34.505	28.795	221.7	12:26:59.212
16		1:41.562	38.656	34.281	28.625	241.6	12:28:40.774
17		1:42.267	38.847	34.266	29.154	243.7	12:30:23.041
18		1:41.249	38.321	33.844	29.084	244.8	12:32:04.290
19		1:41.727	40.067	33.504	28.156	238.4	12:33:46.017
20		1:39.378	38.083	33.070	28.225	250.5	12:35:25.395
21		1:40.167	38.196	33.731	28.240	247.1	12:37:05.562
22		1:40.201	38.120	33.703	28.378	236.8	12:38:45.763
23		1:39.842	38.400	33.131	28.311	246.0	12:40:25.605
24		1:39.887	38.808	32.927	28.152	219.5	12:42:05.492
25		1:40.156	38.219	32.921	29.016	250.0	12:43:45.648
26		1:40.142	38.457	32.965	28.720	245.4	12:45:25.790
27		1:41.462	39.403	33.466	28.593	247.7	12:47:07.252
28		1:41.417	38.537	33.746	29.134	234.7	12:48:48.669
29		1:41.320	39.269	33.740	28.311	240.5	12:50:29.989
30		1:59.387 P	44.614	37.032	37.741	183.9	12:52:29.376





# Circuito de Madrid Jarama - RACE

CER

Entrenamiento Libre

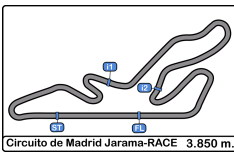
Mejores Sectores

Circuito de Madrid Jarama-RACE 3.850 m.



Sector - 1			Sector - 2			Sector - 3			Vta. Ideal vs Vta. Mejor			
Clas	B. Piloto	Tiempo	B. Piloto	Tiempo	B. Piloto	Tiempo	Clas	B. Piloto	Vta. Ideal	Vta. Mejor	Clas	
1	122 Barambio - Garcia	36.379	123 Agustin Sanabria Crespo	30.701	123 Agustin Sanabria Crespo	26.466	1	122 Barambio - Garcia	1:33.790	1:34.194	2	
2	123 Agustin Sanabria Crespo	36.650	122 Barambio - Garcia	30.790	122 Barambio - Garcia	26.621	2	123 Agustin Sanabria Crespo	1:33.817	1:33.875	1	
3	415 Faligand - Bernier	37.187	113 Vinyes - Font	30.964	415 Faligand - Bernier	26.777	3	113 Vinyes - Font	1:35.192	1:35.598	3	
4	113 Vinyes - Font	37.204	100 Pablo V. Bras Silvero	31.472	100 Pablo V. Bras Silvero	26.862	4	100 Pablo V. Bras Silvero	1:35.661	1:35.691	4	
5	100 Pablo V. Bras Silvero	37.327	415 Faligand - Bernier	31.887	113 Vinyes - Font	27.024	5	415 Faligand - Bernier	1:35.851	1:37.537	5	
6	112 Lourinho - Gomez	37.797	112 Lourinho - Gomez	32.061	112 Lourinho - Gomez	27.696	6	112 Lourinho - Gomez	1:37.554	1:37.923	6	
7	118 Fontes - Silvero	38.689	118 Fontes - Silvero	32.971	165 Marques - Gomez	28.257	7	118 Fontes - Silvero	1:40.167	1:40.167	7	
8	165 Marques - Gomez	38.986	125 Fuset - Mendieta	33.298	125 Fuset - Mendieta	28.407	8	125 Fuset - Mendieta	1:40.765	1:40.922	8	
9	125 Fuset - Mendieta	39.060	165 Marques - Gomez	33.818	118 Fontes - Silvero	28.507	9	165 Marques - Gomez	1:41.061	1:41.562	9	
10	191 Jean-Roch Piat	40.305	191 Jean-Roch Piat	34.596	191 Jean-Roch Piat	29.439	10	191 Jean-Roch Piat	1:44.340	1:44.767	10	
11	15 Gorostiza - Chillida	40.332	15 Gorostiza - Chillida	34.848	15 Gorostiza - Chillida	29.785	11	15 Gorostiza - Chillida	1:44.965	1:45.583	11	
12	81 Juan Carlos Arias	41.511	81 Juan Carlos Arias	35.835	81 Juan Carlos Arias	30.394	12	81 Juan Carlos Arias	1:47.740	1:47.912	12	
13	56 Javier Cicuendez Gallego	42.517	60 Josep Borrell Daniel	36.771	40 Jose Palomar Maroto	30.975	13	60 Josep Borrell Daniel	1:50.373	1:50.373	13	
14	60 Josep Borrell Daniel	42.538	40 Jose Palomar Maroto	36.845	60 Josep Borrell Daniel	31.064	14	56 Javier Cicuendez Gallego	1:50.655	1:50.977	15	
15	9 Albors - Lopez	42.793	56 Javier Cicuendez Gallego	36.977	9 Albors - Lopez	31.122	15	40 Jose Palomar Maroto	1:50.695	1:50.830	14	
16	40 Jose Palomar Maroto	42.875	9 Albors - Lopez	36.985	56 Javier Cicuendez Gallego	31.161	16	9 Albors - Lopez	1:50.900	1:51.149	16	
17	82 Hector Palacios Vazquez	43.284	82 Hector Palacios Vazquez	37.008	82 Hector Palacios Vazquez	31.180	17	82 Hector Palacios Vazquez	1:51.472	1:51.472	17	
18	41 Alejandro Iribas Estrada	43.328	41 Alejandro Iribas Estrada	37.754	41 Alejandro Iribas Estrada	31.749	18	41 Alejandro Iribas Estrada	1:52.831	1:53.072	18	
19	18 Lopez - Rodriguez	43.993	18 Lopez - Rodriguez	37.828	18 Lopez - Rodriguez	31.870	19	18 Lopez - Rodriguez	1:53.691	1:53.985	19	





# Circuito de Madrid Jarama - RACE

CER

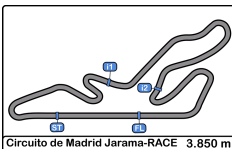
Entrenamiento Libre

5 Mejores Tiempos



Cl	B.	Equipo/Concursante	Piloto 1	Piloto 2	Vehiculo	Cat	Cl	Mejor 1		Mejor 2		Mejor 3		Mejor 4		Mejor 5	
								Tiempo	Vta	Tiempo	Vta	Tiempo	Vta	Tiempo	Vta	Tiempo	Vta
1	123	ESCUADERIA FARAON	Agustin Sanabria Crespo		RENAULT RS01	GT	1	1:33.875	6	1:34.728	4	1:35.482	22	1:35.576	5	1:35.632	18
2	122	ALEJANDRO BARAMBIO PERE	Alejandro Barambio Perea	Borja Garcia Menendez	PORCHE 992 CUP	GT	2	1:34.194	21	1:35.223	20	1:35.511	11	1:36.435	14	1:36.771	10
3	113	BAPORO MOTORSPORT	Joan Vinyes Dabad	Jaume Font Casas	PORSCHE 992 CUP	GT	3	1:35.598	20	1:36.305	19	1:36.712	14	1:36.748	29	1:36.868	21
4	100	ESCUADERIA FARAON	Pablo V. Bras Silvero		PORSCHE 992 CUP	GT	4	1:35.691	10	1:36.079	7	1:36.553	9	1:37.023	15	1:37.331	5
5	415	FALIGAND JEREMY	Jeremy Faligand	Victor Bernier	PORSCHE 992 CUP	GT	5	1:37.537	9	1:38.328	8	1:38.939	7	1:39.259	4	1:39.378	20
6	112	ESCUADERIA FARAON	Pedro M. Lourinho Bras	Miguel Gomez Guillen	PORSCHE 992 CUP	GT	6	1:37.923	3	1:38.373	11	1:38.463	10	1:38.971	19	1:39.036	13
7	118	ESCUADERIA FARAON	Alvaro Fontes Blanco	Pedro M. Silvero Castilla	FERRARI 488 Challenge EVO	GT	7	1:40.167	4	1:41.935	5	1:42.221	3	1:42.683	7	1:42.721	6
8	125	MOTOR CLUB SABADELL	Jordi Fuset Sala	Lorenzo Mendieta Sola	Porsche 718 GT4 RS Clubsport	CLASE 1	1	1:40.922	26	1:41.263	5	1:41.409	25	1:41.905	27	1:42.003	4
9	165	OUWOUOUCE	Pere Marques Vancells	Jose A. Gomez Gutierrez	LIGIER JS2R	CLASE 1	2	1:41.562	20	1:41.939	15	1:42.010	14	1:42.022	21	1:42.205	27
10	191	VELOSO MOTORSPORT	Jean-Roch Piat	JF	PORSCHE 991.1 GT3 CUP	GT	8	1:44.767	18	1:45.542	20	1:45.838	21	1:47.162	8	1:47.373	12
11	15	LURAUTO K.K.	Asier Gorostiza Telleria	JF Luis Chillida Belzunce	BMW M2 CS RACING	CLASE 2	1	1:45.583	19	1:45.627	18	1:45.817	17	1:45.884	23	1:46.628	22
12	81	SKUALO COMPETICION	Juan Carlos Arias		GINETTA G50 GT4	CLASE 2	2	1:47.912	16	1:48.406	22	1:48.812	15	1:48.900	10	1:48.948	24
13	60	MOTOR CLUB SABADELL	Josep Borrell Daniel		RENAULT CLIO CUP IV	D3	1	1:50.373	22	1:51.622	21	1:51.733	10	1:51.802	20	1:51.828	11
14	40	MOTOR CLUB SABADELL	Jose Palomar Maroto		RENAULT CLIO CUP IV	D3	2	1:50.830	19	1:50.980	20	1:51.270	22	1:51.902	21	1:51.934	15
15	56	MOTOR CLUB SABADELL	Javier Cicuendez Gallego		RENAULT CLIO CUP IV	D3	3	1:50.977	7	1:51.096	20	1:51.119	18	1:51.164	22	1:51.392	6
16	9	BALBOR MOTORSPORT C.A.	Jose Luis Albors Aleixandre	German Lopez Balboa	RENAULT CLIO CUP IV	D3	4	1:51.149	6	1:51.178	4	1:51.428	5	1:52.104	25	1:52.449	24
17	82	WUT 3 X SWA SOC VO	Hector Palacios Vazquez	JF	Mazda MX5 ND1	D4	1	1:51.472	14	1:52.932	11	1:53.399	20	1:53.865	24	1:53.941	9
18	41	OUWOUOUCE	Alejandro Iribas Estrada	JR	RENAULT CLIO CUP V	D4	2	1:53.072	21	1:53.147	20	1:53.159	22	1:53.285	9	1:53.566	10
19	18	C.D.PLEMAR SPORT	Jose Luis Lopez Valdivielso	JF Alvaro Rodriguez Sastre	RENAULT CLIO CUP IV	D3	5	1:53.985	3	1:55.498	19	1:55.702	17	1:55.967	23	1:56.032	20





# Circuito de Madrid Jarama - RACE

CER

Entrenamiento Libre

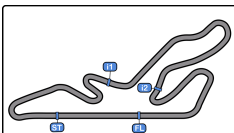
5 Mejores Velocidades



Circuito de Madrid Jarama-RACE 3.850 m.

Cl	B.	Equipo/Concursante	Piloto 1	Piloto 2	Vehiculo	Cat	Cl	Top 1		Top 2		Top 3		Top 4		Top 5		Avg
								Km/h	Vta	Km/h	Vta	Km/h	Vta	Km/h	Vta	Km/h	Vta	
1	113	BAPORO MOTORSPORT	Joan Vinyes Dabad	Jaume Font Casas	PORSCHE 992 CUP	GT	1	254.1	23	251.7	21	251.7	22	251.1	30	251.1	31	251.9
2	122	ALEJANDRO BARAMBIO PERE	Alejandro Barambio Perea	Borja Garcia Menendez	PORCHE 992 CUP	GT	2	251.7	12	250.5	22	250.0	11	249.4	14	248.8	5	250.1
3	415	FALIGAND JEREMY	Jeremy Faligand	Victor Bernier	PORSCHE 992 CUP	GT	3	250.5	20	250.0	25	247.7	27	247.1	12	247.1	21	248.5
4	123	ESCUADERIA FARAON	Agustin Sanabria Crespo		RENAULT RS01	GT	4	247.7	18	247.1	16	246.5	5	246.5	24	244.8	26	246.5
5	118	ESCUADERIA FARAON	Alvaro Fontes Blanco	Pedro M. Silvero Castilla	FERRARI 488 Challenge EVO	GT	5	247.1	8	246.0	5	246.0	6	242.1	13	239.4	7	244.1
6	100	ESCUADERIA FARAON	Pablo V. Bras Silvero		PORSCHE 992 CUP	GT	6	244.3	8	243.7	10	243.2	18	242.6	11	242.1	7	243.2
7	112	ESCUADERIA FARAON	Pedro M. Lourinho Bras	Miguel Gomez Guillen	PORSCHE 992 CUP	GT	7	241.6	5	241.0	11	240.5	12	240.5	14	239.4	10	240.6
8	125	MOTOR CLUB SABADELL	Jordi Fuset Sala	Lorenzo Mendieta Sola	Porsche 718 GT4 RS Clubsport	CLASE 1	1	240.5	27	238.9	28	238.4	5	237.8	25	237.8	26	238.7
9	191	VELOSO MOTORSPORT	Jean-Roch Piat	JF	PORSCHE 991.1 GT3 CUP	GT	8	240.0	19	238.9	6	238.4	4	237.3	22	234.7	14	237.8
10	15	LURAUTO K.K.	Asier Gorostiza Telleria	JF Luis Chillida Belzunce	JF BMW M2 CS RACING	CLASE 2	1	232.2	22	231.7	19	230.7	23	229.2	21	227.8	20	230.3
11	165	OUWOUOUECE	Pere Marques Vancells	Jose A. Gomez Gutierrez	LIGIER JS2R	CLASE 1	2	230.2	15	227.8	16	227.8	21	227.3	26	226.8	13	228.0
12	81	SKUALO COMPETICION	Juan Carlos Arias		GINETTA G50 GT4	CLASE 2	2	219.9	25	218.6	16	218.6	17	218.6	20	218.6	24	218.8
13	56	MOTOR CLUB SABADELL	Javier Cicuendez Gallego		RENAULT CLIO CUP IV	D3	1	207.6	22	207.2	23	206.8	17	205.3	18	205.3	25	206.5
14	82	WUT 3 XOSWASOCEVO	Hector Palacios Vazquez	JF	Mazda MX5 ND1	D4	1	205.7	21	203.3	23	202.6	12	201.1	14	200.7	15	202.7
15	9	BALBOR MOTORSPORT C.A.	Jose Luis Albors Aleixandre	German Lopez Balboa	RENAULT CLIO CUP IV	D3	2	204.5	19	203.7	17	203.3	20	203.0	27	202.6	4	203.4
16	40	MOTOR CLUB SABADELL	Jose Palomar Maroto		RENAULT CLIO CUP IV	D3	3	204.5	25	203.3	18	203.3	21	203.0	24	202.6	19	203.3
17	60	MOTOR CLUB SABADELL	Josep Borrell Daniel		RENAULT CLIO CUP IV	D3	4	204.1	24	202.2	12	202.2	23	201.8	22	201.4	8	202.4
18	41	OUWOUOUECE	Alejandro Iribas Estrada	JR	RENAULT CLIO CUP V	D4	2	201.8	12	198.1	10	198.1	19	198.1	20	197.0	8	198.6
19	18	C.D.PLEMAR SPORT	Jose Luis Lopez Valdivielso	JF Alvaro Rodriguez Sastre	RENAULT CLIO CUP IV	D3	5	200.7	19	200.7	24	199.6	11	197.4	9	197.0	4	199.1





# Circuito de Madrid Jarama - RACE

CER

Entrenamiento Libre

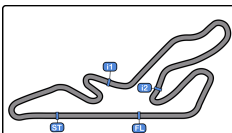
GYW YbWUJi YHJg FzdJXUg

Circuito de Madrid Jarama-RACE 3.850 m.



Vta	<cfU8 1J	HjYa dc GYgJ0b	B. Equipo/Concursante	Piloto 1	Piloto 2	Vehiculo	Cat	Tiempo	Km/h
2	11:54:12.215	4:12.215	191 VELOSO MOTORSPORT	Jean-Roch Piat	JF	PORSCHE 991.1 GT3 CUP	GT	1:53.822	121.7
2	11:54:13.377	4:13.377	122 ALEJANDRO BARAMBIO PEREA	Alejandro Barambio Perea	Borja Garcia Menendez	PORCHE 992 CUP	GT	1:46.292	130.3
2	11:54:42.474	4:42.474	118 ESCUDERIA FARAON	Alvaro Fontes Blanco	Pedro M. Silvero Castilla	FERRARI 488 Challenge EVO	GT	1:43.954	133.3
2	11:55:48.387	5:48.387	112 ESCUDERIA FARAON	Pedro M. Lourinho Bras	Miguel Gomez Guillen	PORSCHE 992 CUP	GT	1:42.842	134.7
3	11:55:54.989	5:54.989	122 ALEJANDRO BARAMBIO PEREA	Alejandro Barambio Perea	Borja Garcia Menendez	PORCHE 992 CUP	GT	1:41.612	136.4
2	11:56:24.173	6:24.173	123 ESCUDERIA FARAON	Agustin Sanabria Crespo		RENAULT RS01	GT	1:40.513	137.8
3	11:57:26.310	7:26.310	112 ESCUDERIA FARAON	Pedro M. Lourinho Bras	Miguel Gomez Guillen	PORSCHE 992 CUP	GT	1:37.923	141.5
4	11:57:32.872	7:32.872	122 ALEJANDRO BARAMBIO PEREA	Alejandro Barambio Perea	Borja Garcia Menendez	PORCHE 992 CUP	GT	1:37.883	141.5
3	11:58:01.094	8:01.094	123 ESCUDERIA FARAON	Agustin Sanabria Crespo		RENAULT RS01	GT	1:36.921	143.0
4	11:59:35.822	9:35.822	123 ESCUDERIA FARAON	Agustin Sanabria Crespo		RENAULT RS01	GT	1:34.728	146.3
6	12:02:45.273	12:45.273	123 ESCUDERIA FARAON	Agustin Sanabria Crespo		RENAULT RS01	GT	1:33.875	147.6





# Circuito de Madrid Jarama - RACE

CER

## Entrenamiento Libre

A Y'cf 'Azl ja UJYcVWUX'XY'9j Ybtrc

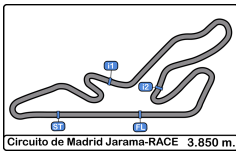


Circuito de Madrid Jarama-RACE 3.850 m.

B.	Equipo/Concursante	Piloto 1	Piloto 2	Vehiculo	Cat	Km/h	GYgJOb
113	BAPORO MOTORSPORT	Joan Vinyes Dabad	Jaume Font Casas	PORSCHE 992 CUP	GT	254.1	Entrenamiento Libre
122	ALEJANDRO BARAMBIO PEREA	Alejandro Barambio Perea	Borja Garcia Menendez	PORCHE 992 CUP	GT	251.7	Entrenamiento Libre
415	FALIGAND JEREMY	Jeremy Faligand	Victor Bernier	PORSCHE 992 CUP	GT	250.5	Entrenamiento Libre
123	ESCUADERIA FARAON	Agustin Sanabria Crespo		RENAULT RS01	GT	247.7	Entrenamiento Libre
118	ESCUADERIA FARAON	Alvaro Fontes Blanco	Pedro M. Silvero Castilla	FERRARI 488 Challenge EVO	GT	247.1	Entrenamiento Libre
100	ESCUADERIA FARAON	Pablo V. Bras Silvero		PORSCHE 992 CUP	GT	244.3	Entrenamiento Libre
112	ESCUADERIA FARAON	Pedro M. Lourinho Bras	Miguel Gomez Guillen	PORSCHE 992 CUP	GT	241.6	Entrenamiento Libre
125	MOTOR CLUB SABADELL	Jordi Fuset Sala	Lorenzo Mendieta Sola	Porsche 718 GT4 RS Clubsport	CLASE 1	240.5	Entrenamiento Libre
191	VELOSO MOTORSPORT	Jean-Roch Piat	JF	PORSCHE 991.1 GT3 CUP	GT	240.0	Entrenamiento Libre
15	LURAUTO K.K.	Asier Gorostiza Telleria	JF	Luis Chillida Belzunce	JF	232.2	Entrenamiento Libre
165	OUOWOUCASO UÜW-CE	Pere Marques Vancells	Jose A. Gomez Gutierrez	LIGIER JS2R	CLASE 1	230.2	Entrenamiento Libre
81	SKUALO COMPETICION	Juan Carlos Arias		GINETTA G50 GT4	CLASE 2	219.9	Entrenamiento Libre
56	MOTOR CLUB SABADELL	Javier Cicuendez Gallego		RENAULT CLIO CUP IV	D3	207.6	Entrenamiento Libre
82	WUT 3 XOSWÁESOVÓ	Hector Palacios Vazquez	JF	Mazda MX5 ND1	D4	205.7	Entrenamiento Libre
9	BALBOR MOTORSPORT C.A.	Jose Luis Albors Aleixandre	German Lopez Balboa	RENAULT CLIO CUP IV	D3	204.5	Entrenamiento Libre
40	MOTOR CLUB SABADELL	Jose Palomar Maroto		RENAULT CLIO CUP IV	D3	204.5	Entrenamiento Libre
60	MOTOR CLUB SABADELL	Josep Borrell Daniel		RENAULT CLIO CUP IV	D3	204.1	Entrenamiento Libre
41	OUOWOUCASO UÜW-CE	Alejandro Iribas Estrada	JR	RENAULT CLIO CUP V	D4	201.8	Entrenamiento Libre
18	C.D.PEMAR SPORT	Jose Luis Lopez Valdivielso	JF	Alvaro Rodriguez Sastre	D3	200.7	Entrenamiento Libre







# Circuito de Madrid Jarama - RACE

CER

Entrenamiento Libre

Tiempos Parada en Pit



**9** Jose Luis Albors Aleixandre RENAULT CLIO CUP IV  
D3 German Lopez Balboa BALBOR MOTORSPORT C.A.

B.	<cfU8#J	Tiempo	Tiempo Salida	Tiempo Box	T. Box Total	Handicap	Diff.
1	11:53:08.298	11:53:08.298	11:55:53.823	2:45.525	2:45.525		
2	12:07:52.204	12:07:52.204	12:09:54.882	2:02.678	4:48.203		
3	12:12:08.304	12:12:08.304	12:12:34.153	25.849	5:14.052		
4	12:22:36.874	12:22:36.874	12:24:43.576	2:06.702	7:20.754		
5	12:42:13.192	12:42:13.192	12:44:08.484	1:55.292	9:16.046		

**15** Asier Gorostiza Telleria BMW M2 CS RACING  
CLASE 2 Luis Chillida Belzunce LURAUTO K.K.

B.	<cfU8#J	Tiempo	Tiempo Salida	Tiempo Box	T. Box Total	Handicap	Diff.
1	12:16:18.763	12:16:18.763	12:18:26.455	2:07.692	2:07.692		

**18** Jose Luis Lopez Valdivielso RENAULT CLIO CUP IV  
D3 Alvaro Rodriguez Sastre C.D.PLEMAR SPORT

B.	<cfU8#J	Tiempo	Tiempo Salida	Tiempo Box	T. Box Total	Handicap	Diff.
1	11:58:44.529	11:58:44.529	12:05:20.689	6:36.160	6:36.160		

**40** Jose Palomar Maroto RENAULT CLIO CUP IV  
D3 MOTOR CLUB SABADELL

B.	<cfU8#J	Tiempo	Tiempo Salida	Tiempo Box	T. Box Total	Handicap	Diff.
1	11:55:19.695	11:55:19.695	12:03:16.189	7:56.494	7:56.494		
2	12:24:41.585	12:24:41.585	12:26:19.931	1:38.346	9:34.840		

**41** Alejandro Iribas Estrada RENAULT CLIO CUP V  
D4

B.	<cfU8#J	Tiempo	Tiempo Salida	Tiempo Box	T. Box Total	Handicap	Diff.
1	12:00:22.702	12:00:22.702	12:02:25.179	2:02.477	2:02.477		
2	12:21:53.137	12:21:53.137	12:27:34.177	5:41.040	7:43.517		

**56** Javier Cicuendez Gallego RENAULT CLIO CUP IV  
D3 MOTOR CLUB SABADELL

B.	<cfU8#J	Tiempo	Tiempo Salida	Tiempo Box	T. Box Total	Handicap	Diff.
1	11:55:17.487	11:55:17.487	12:03:01.601	7:44.114	7:44.114		
2	12:14:30.124	12:14:30.124	12:16:20.889	1:50.765	9:34.879		
3	12:48:55.426	12:48:55.426	12:49:21.577	26.151	10:01.030		

**60** Josep Borrell Daniel RENAULT CLIO CUP IV  
D3 MOTOR CLUB SABADELL

B.	<cfU8#J	Tiempo	Tiempo Salida	Tiempo Box	T. Box Total	Handicap	Diff.
1	11:59:25.571	11:59:25.571	12:00:16.876	51.305	51.305		
2	12:17:48.963	12:17:48.963	12:19:10.908	1:21.945	2:13.250		
3	12:23:32.186	12:23:32.186	12:25:05.072	1:32.886	3:46.136		

**81** Juan Carlos Arias GINETTA G50 GT4  
CLASE 2 SKUALO COMPETICION

B.	<cfU8#J	Tiempo	Tiempo Salida	Tiempo Box	T. Box Total	Handicap	Diff.
1	12:08:05.510	12:08:05.510	12:10:25.222	2:19.712	2:19.712		
2	12:21:56.611	12:21:56.611	12:24:05.615	2:09.004	4:28.716		
3	12:33:22.858	12:33:22.858	12:35:06.784	1:43.926	6:12.642		

**113** Joan Vinyes Dabad PORSCHE 992 CUP  
GT Jaume Font Casas BAPORO MOTORSPORT

B.	<cfU8#J	Tiempo	Tiempo Salida	Tiempo Box	T. Box Total	Handicap	Diff.
1	12:16:41.445	12:16:41.445	12:19:19.608	2:38.163	2:38.163		
2	12:35:28.984	12:35:28.984	12:38:52.026	3:23.042	6:01.205		

**118** Alvaro Fontes Blanco FERRARI 488 Challenge EVO  
GT Pedro M. Silvero Castilla ESCUDERIA FARAON

B.	<cfU8#J	Tiempo	Tiempo Salida	Tiempo Box	T. Box Total	Handicap	Diff.
1	12:05:03.470	12:05:03.470	12:10:48.793	5:45.323	5:45.323		
2	12:21:11.984	12:21:11.984	12:23:27.323	2:15.339	8:00.662		

**122** Alejandro Barambio Perea PORSCHE 992 CUP  
GT Borja Garcia Menendez ALEJANDRO BARAMBIO PEREA

B.	<cfU8#J	Tiempo	Tiempo Salida	Tiempo Box	T. Box Total	Handicap	Diff.
1	12:02:35.214	12:02:35.214	12:05:53.969	3:18.755	3:18.755		
2	12:21:49.044	12:21:49.044	12:24:52.837	3:03.793	6:22.548		
3	12:34:35.437	12:34:35.437	12:37:06.542	2:31.105	8:53.653		

**123** Agustin Sanabria Crespo RENAULT RS01  
GT ESCUDERIA FARAON

B.	<cfU8#J	Tiempo	Tiempo Salida	Tiempo Box	T. Box Total	Handicap	Diff.
1	12:04:36.568	12:04:36.568	12:11:49.018	7:12.450	7:12.450		
2	12:22:12.304	12:22:12.304	12:25:18.824	3:06.520	10:18.970		
3	12:35:11.029	12:35:11.029	12:39:47.052	4:36.023	14:54.993		

**125** Jordi Fuset Sala Porsche 718 GT4 RS Clubsport  
CLASE 1 Lorenzo Mendieta Sola MOTOR CLUB SABADELL

B.	<cfU8#J	Tiempo	Tiempo Salida	Tiempo Box	T. Box Total	Handicap	Diff.
1	12:01:20.651	12:01:20.651	12:05:39.847	4:19.196	4:19.196		
2	12:22:53.729	12:22:53.729	12:26:31.542	3:37.813	7:57.009		
3	12:41:12.934	12:41:12.934	12:43:02.167	1:49.233	9:46.242		

**165** Pere Marques Vancells LIGIER JS2R  
CLASE 1 Jose A. Gomez Gutierrez

B.	<cfU8#J	Tiempo	Tiempo Salida	Tiempo Box	T. Box Total	Handicap	Diff.
1	12:05:14.786	12:05:14.786	12:07:11.425	1:56.639	1:56.639		
2	12:21:24.065	12:21:24.065	12:24:57.391	3:33.326	5:29.965		
3	12:37:00.041	12:37:00.041	12:38:41.617	1:41.576	7:11.541		
4	12:49:00.419	12:49:00.419	12:50:06.508	1:06.089	8:17.630		

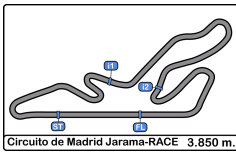
**191** Jean-Roch Piat PORSCHE 991.1 GT3 CUP  
GT VELOSO MOTORSPORT

B.	<cfU8#J	Tiempo	Tiempo Salida	Tiempo Box	T. Box Total	Handicap	Diff.
1	12:01:34.621	12:01:34.621	12:03:36.637	2:02.016	2:02.016		
2	12:10:59.807	12:10:59.807	12:12:24.862	1:25.055	3:27.071		
3	12:25:04.522	12:25:04.522	12:28:38.029	3:33.507	7:00.578		
4	12:43:06.940	12:43:06.940	12:45:24.748	2:17.808	9:18.386		

**415** Jeremy Faligand PORSCHE 992 CUP  
GT Victor Bernier FALIGAND JEREMY

B.	<cfU8#J	Tiempo	Tiempo Salida	Tiempo Box	T. Box Total	Handicap	Diff.
1	12:00:24.168	12:00:24.168	12:02:54.097	2:29.929	2:29.929		
2	12:11:04.264	12:11:04.264	12:15:48.365	4:44.101	7:14.030		
3	12:21:20.892	12:21:20.892	12:23:35.015	2:14.123	9:28.153		





Circuito de Madrid Jarama - RACE

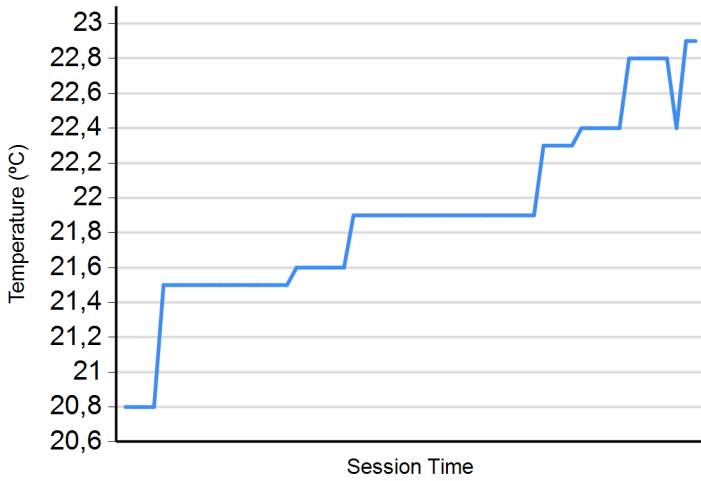
CER

Entrenamiento Libre

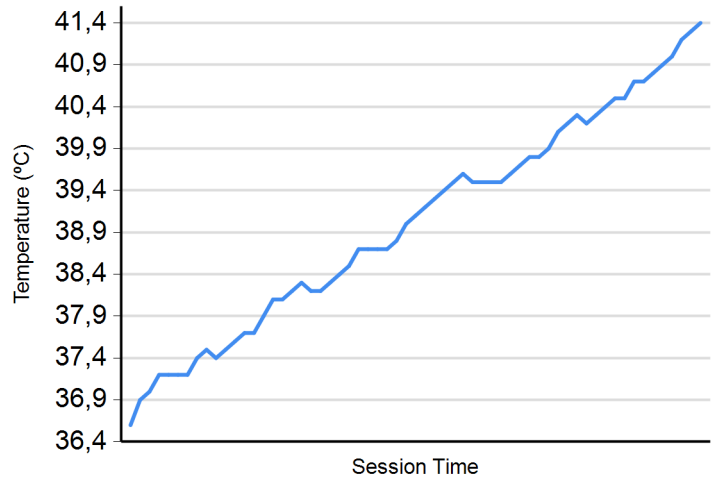
02/06/2018 10:00



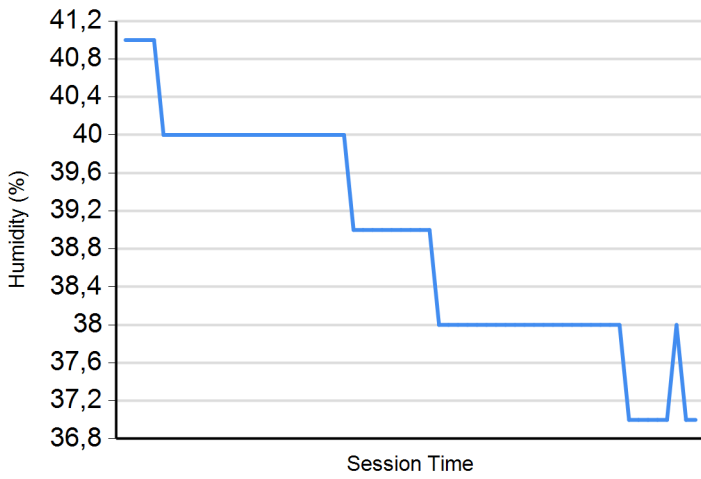
Temperatura Aire



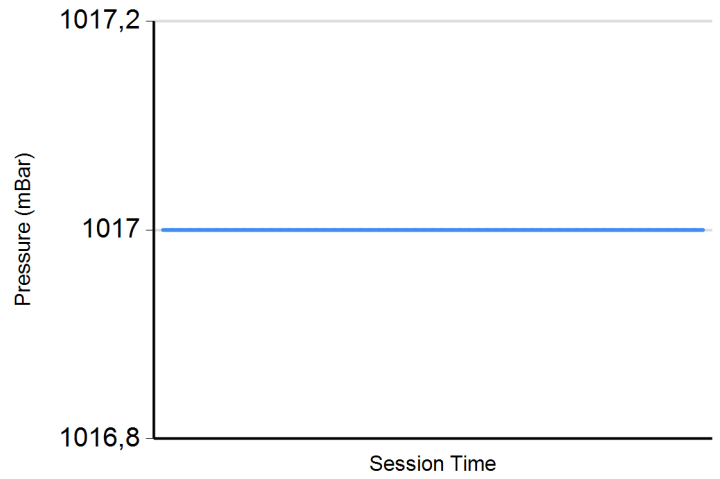
Temperatura Pista



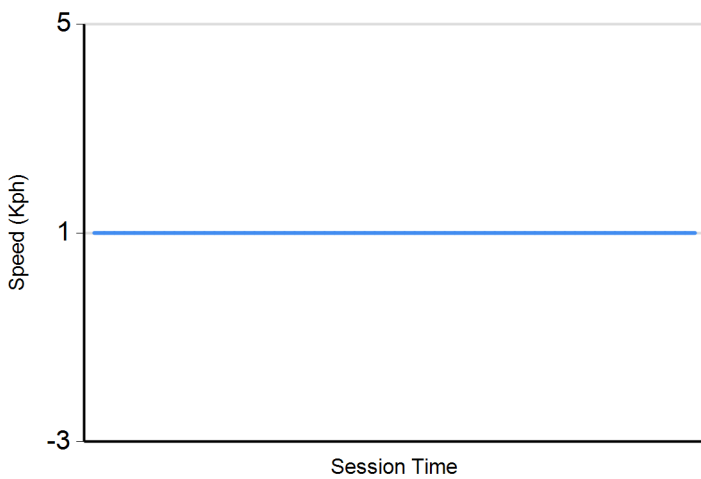
Humedad



Presión

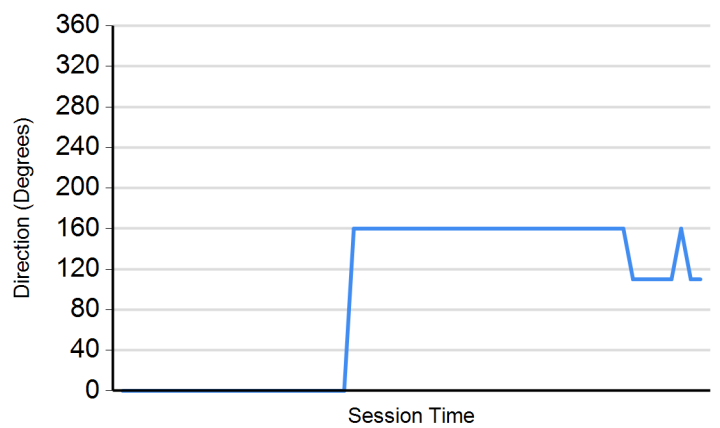


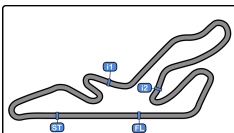
Velocidad Viento



Dirección Viento

Norte = 0°/360° Este = 90° Sur = 180° Oeste = 270°





# Circuito de Madrid Jarama - RACE

CER

## Cronometrados 1

### Resultados Provisionales



Circuito de Madrid Jarama-RACE 3.850 m.

Cls	B.	Equipo/Concursante	Piloto 1	Piloto 2	Vehiculo	Cat	Cls	Vtas.	Mejor	Tiempo	Δ%	Interval	Km/h
1	113	BAPORO MOTORSPORT	Joan Vinyes Dabad	Jaume Font Casas	PORSCHE 992 CUP	GT	1	8	7	1:34.321			146.9
2	100	ESCUADERIA FARAON	Pablo V. Bras Silvero		PORSCHE 992 CUP	GT	2	6	6	1:35.727	1.406	1.406	144.7
3	122	ALEJANDRO BARAMBIO PEREA	Alejandro Barambio Perea	Borja Garcia Menendez	PORSCHE 992 CUP	GT	3	12	8	1:35.881	1.560	0.154	144.5
4	123	ESCUADERIA FARAON	Agustin Sanabria Crespo		RENAULT RS01	GT	4	10	9	1:36.311	1.990	0.430	143.9
5	118	ESCUADERIA FARAON	Alvaro Fontes Blanco	Pedro M. Silvero Castilla	FERRARI 488 Challenge EVO	GT	5	7	2	1:36.526	2.205	0.215	143.5
6	415	FALIGAND JEREMY	Jeremy Faligand	Victor Bernier	PORSCHE 992 CUP	GT	6	8	5	1:37.521	3.200	0.995	142.1
7	112	ESCUADERIA FARAON	Pedro M. Lourinho Bras	Miguel Gomez Guillen	PORSCHE 992 CUP	GT	7	4	4	1:38.080	3.759	0.559	141.3
8	191	VELOSO MOTORSPORT	Jean-Roch Piat	JF	PORSCHE 991.1 GT3 CUP	GT	8	11	9	1:41.161	6.840	3.081	137.0
9	165	MOTOR CLUB SABADELL	Pere Marques Vancells	Jose A. Gomez Gutierrez	LIGIER JS2R	CLASE 1	1	8	7	1:41.829	7.508	0.668	136.1
10	125	MOTOR CLUB SABADELL	Jordi Fuset Sala	Lorenzo Mendieta Sola	Porsche 718 GT4 RS Clubsport	CLASE 1	2	10	8	1:43.963	9.642	2.134	133.3
11	81	SKUALO COMPETICION	Juan Carlos Arias		GINETTA G50 GT4	CLASE 2	1	7	6	1:46.543	12.222	2.580	130.0
12	15	LURAUTO K.K.	Asier Gorostiza Telleria	JF	Luis Chillida Belzunce	JF	2	7	6	1:48.788	14.467	2.245	127.4
13	56	MOTOR CLUB SABADELL	Javier Cicuendez Gallego		RENAULT CLIO CUP IV	D3	1	5	4	1:50.124	15.803	1.336	125.8
14	40	MOTOR CLUB SABADELL	Jose Palomar Maroto		RENAULT CLIO CUP IV	D3	2	6	5	1:51.437	17.116	1.313	124.3
15	41	MOTOR CLUB SABADELL	Alejandro Iribas Estrada	JR	RENAULT CLIO CUP V	D4	1	11	10	1:52.443	18.122	1.006	123.2
16	82	MOTOR CLUB SABADELL	Hector Palacios Vazquez	JF	Mazda MX5 ND1	D4	2	7	6	1:52.447	18.126	0.004	123.2
17	60	MOTOR CLUB SABADELL	Josep Borrell Daniel		RENAULT CLIO CUP IV	D3	3	6	5	1:52.793	18.472	0.346	122.8
18	9	BALBOR MOTORSPORT C.A.	Jose Luis Albors Aleixandre	German Lopez Balboa	RENAULT CLIO CUP IV	D3	4	10	6	1:53.037	18.716	0.244	122.6
19	18	C.D.PEMAR SPORT	Jose Luis Lopez Valdivielso	JF	Alvaro Rodriguez Sastre	D3	5	11	4	1:53.588	19.267	0.551	122.0

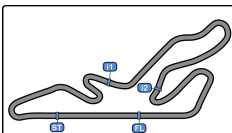
Publicado a las:.....

Temp Pista: ' ) " ' 57 Temp Aire: & , ' \$ ' 57 Humedad: 26 % Estado Pista: SECA

Director Carrera:

Cronometrador:





# Circuito de Madrid Jarama - RACE

CER

## Cronometrados 1

F Ygi `HUXcg'Dfcj ]g]cbUYg'dcf '7 UH[ cf.1J



GT													
Cls	B.	Equipo/Concursante	Piloto 1	Piloto 2	Vehiculo	Cat	Cls	Vtas.	Mejor	Tiempo	81Z%	Interval	Km/h
1	113	BAPORO MOTORSPORT	Joan Vinyes Dabad	Jaume Font Casas	PORSCHE 992 CUP	GT	1	8	7	1:34.321			146.9
2	100	ESCUADERIA FARAON	Pablo V. Bras Silvero		PORSCHE 992 CUP	GT	2	6	6	1:35.727	1.406	1.406	144.7
3	122	ALEJANDRO BARAMBIO PEREA	Alejandro Barambio Perea	Borja Garcia Menendez	PORSCHE 992 CUP	GT	3	12	8	1:35.881	1.560	0.154	144.5
4	123	ESCUADERIA FARAON	Agustin Sanabria Crespo		RENAULT RS01	GT	4	10	9	1:36.311	1.990	0.430	143.9
5	118	ESCUADERIA FARAON	Alvaro Fontes Blanco	Pedro M. Silvero Castilla	FERRARI 488 Challenge EVO	GT	5	7	2	1:36.526	2.205	0.215	143.5
6	415	FALIGAND JEREMY	Jeremy Faligand	Victor Bernier	PORSCHE 992 CUP	GT	6	8	5	1:37.521	3.200	0.995	142.1
7	112	ESCUADERIA FARAON	Pedro M. Lourinho Bras	Miguel Gomez Guillen	PORSCHE 992 CUP	GT	7	4	4	1:38.080	3.759	0.559	141.3
8	191	VELOSO MOTORSPORT	Jean-Roch Piat	JF	PORSCHE 991.1 GT3 CUP	GT	8	11	9	1:41.161	6.840	3.081	137.0

CLASE 1													
Cls	B.	Equipo/Concursante	Piloto 1	Piloto 2	Vehiculo	Cat	Cls	Vtas.	Mejor	Tiempo	81Z%	Interval	Km/h
1	165	MOTOR CLUB SABADELL	Pere Marques Vancells	Jose A. Gomez Gutierrez	LIGIER JS2R	CLASE 1	1	8	7	1:41.829			136.1
2	125	MOTOR CLUB SABADELL	Jordi Fuset Sala	Lorenzo Mendieta Sola	Porsche 718 GT4 RS Clubsport	CLASE 1	2	10	8	1:43.963	2.134	2.134	133.3

CLASE 2													
Cls	B.	Equipo/Concursante	Piloto 1	Piloto 2	Vehiculo	Cat	Cls	Vtas.	Mejor	Tiempo	81Z%	Interval	Km/h
1	81	SKUALO COMPETICION	Juan Carlos Arias		GINETTA G50 GT4	CLASE 2	1	7	6	1:46.543			130.0
2	15	LURAUTO K.K.	Asier Gorostiza Telleria	JF Luis Chillida Belzunce	BMW M2 CS RACING	CLASE 2	2	7	6	1:48.788	2.245	2.245	127.4

D3													
Cls	B.	Equipo/Concursante	Piloto 1	Piloto 2	Vehiculo	Cat	Cls	Vtas.	Mejor	Tiempo	81Z%	Interval	Km/h
1	56	MOTOR CLUB SABADELL	Javier Cicuendez Gallego		RENAULT CLIO CUP IV	D3	1	5	4	1:50.124			125.8
2	40	MOTOR CLUB SABADELL	Jose Palomar Maroto		RENAULT CLIO CUP IV	D3	2	6	5	1:51.437	1.313	1.313	124.3
3	60	MOTOR CLUB SABADELL	Josep Borrell Daniel		RENAULT CLIO CUP IV	D3	3	6	5	1:52.793	2.669	1.356	122.8
4	9	BALBOR MOTORSPORT C.A.	Jose Luis Albors Aleixandre	German Lopez Balboa	RENAULT CLIO CUP IV	D3	4	10	6	1:53.037	2.913	0.244	122.6
5	18	C.D.PLEMAR SPORT	Jose Luis Lopez Valdivielso	JF Alvaro Rodriguez Sastre	RENAULT CLIO CUP IV	D3	5	11	4	1:53.588	3.464	0.551	122.0

D4													
Cls	B.	Equipo/Concursante	Piloto 1	Piloto 2	Vehiculo	Cat	Cls	Vtas.	Mejor	Tiempo	81Z%	Interval	Km/h
1	41	MOTOR CLUB SABADELL	Alejandro Iribas Estrada	JR	RENAULT CLIO CUP V	D4	1	11	10	1:52.443			123.2
2	82	MOTOR CLUB SABADELL	Hector Palacios Vazquez	JF	Mazda MX5 ND1	D4	2	7	6	1:52.447	0.004	0.004	123.2

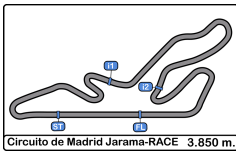
Publicado a las:.....

Temp Pista: ' ) " ' \$ 7 Temp Aire: & , \$ ' \$ 7 Humedad: 26 % Estado Pista: SECA

Director Carrera:

Cronometrador:





# Circuito de Madrid Jarama - RACI

CER

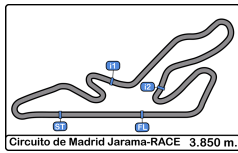


## Cronometrados 1

### Tiempos Por Vuelta

9							41										
D3			Jose Luis Albors Aleixandre				RENAULT CLIO CUP IV				D4			Alejandro Iribas Estrada			
D3			German Lopez Balboa				BALBOR MOTORSPORT C.A.				D4			RENAULT CLIO CUP V			
Vta	D	Tiempo	Sector 1	Sector 2	Sector 3	T. Spd	Elapsed	Vta	D	Tiempo	Sector 1	Sector 2	Sector 3	T. Spd	Elapsed		
1		16:35:51.189	16:34:23.291	49.977	37.921	81.5	16:35:51.189	1		16:35:43.066	16:34:12.701	54.316	36.049	93.7	16:35:43.066		
2		2:12.233	44.541	45.058	42.634	198.1	16:38:03.422	2		1:57.343	45.520	39.223	32.600	179.4	16:37:40.409		
3		1:55.642	44.411	38.576	32.655	197.4	16:39:59.064	3		1:55.363	43.794	38.943	32.626	193.8	16:39:35.772		
4		1:55.544	44.724	38.386	32.434	198.5	16:41:54.608	4		1:53.552	43.619	38.013	31.920	193.5	16:41:29.324		
5		1:54.294	43.492	38.311	32.491	199.2	16:43:48.902	5		1:53.717	43.400	38.230	32.087	193.2	16:43:23.041		
6		<b>1:53.037</b>	<b>43.211</b>	37.806	32.020	200.3	16:45:41.939	6		1:53.449	43.518	37.998	31.933	192.8	16:45:16.490		
7		1:53.868	43.428	38.434	<b>32.006</b>	201.1	16:47:35.807	7		1:53.345	43.513	37.869	31.963	193.8	16:47:09.835		
8		1:55.351	43.805	38.679	32.867	201.1	16:49:31.158	8		1:54.226	43.763	38.488	31.975	193.8	16:49:04.061		
9		1:54.097	43.855	<b>37.750</b>	32.492	201.1	16:51:25.255	9		1:53.312	43.452	37.846	32.014	193.5	16:50:57.373		
10		2:09.480 P	43.750	41.207	44.523	200.3	16:53:34.735	10		<b>1:52.443</b>	<b>43.186</b>	<b>37.633</b>	<b>31.624</b>	194.2	16:52:49.816		
15							56										
CLASE 2			Asier Gorostiza Telleria				BMW M2 CS RACING				D3			Javier Cicuendez Gallego			
CLASE 2			Luis Chillida Belzunce				LURAUTO K.K.				D3			MOTOR CLUB SABADELL			
Vta	D	Tiempo	Sector 1	Sector 2	Sector 3	T. Spd	Elapsed	Vta	D	Tiempo	Sector 1	Sector 2	Sector 3	T. Spd	Elapsed		
1		16:34:37.498	16:33:20.161	42.986	34.351	71.3	16:34:37.498	1		16:35:37.572	16:34:08.194	55.790	33.588	88.8	16:35:37.572		
2		1:49.671	42.170	36.272	31.229	202.2	16:36:27.169	2		1:51.009	43.051	36.797	31.161	202.2	16:37:28.581		
3		1:53.720	42.340	39.342	32.038	208.0	16:38:20.889	3		1:50.268	<b>42.220</b>	36.884	31.164	203.0	16:39:18.849		
4		2:01.879	51.363	38.424	32.092	159.7	16:40:22.768	4		<b>1:50.124</b>	42.267	<b>36.755</b>	<b>31.102</b>	201.8	16:41:08.973		
5		1:49.666	41.887	36.363	31.416	207.6	16:42:12.434	5		1:56.978 P	42.367	37.055	37.556	204.5	16:43:05.951		
6		<b>1:48.788</b>	<b>41.873</b>	<b>36.029</b>	<b>30.886</b>	203.0	16:44:01.222										
7		2:13.809 P	43.067	47.151	43.591	211.3	16:46:15.031										
18							60										
D3			Jose Luis Lopez Valdivielso				RENAULT CLIO CUP IV				D3			Josep Borrell Daniel			
D3			Alvaro Rodriguez Sastre				C.D.PLEMAR SPORT				D3			MOTOR CLUB SABADELL			
Vta	D	Tiempo	Sector 1	Sector 2	Sector 3	T. Spd	Elapsed	Vta	D	Tiempo	Sector 1	Sector 2	Sector 3	T. Spd	Elapsed		
1		16:34:48.974	16:33:29.202	43.742	36.030	85.7	16:34:48.974	1		16:35:45.068	16:34:11.141	56.905	37.022	95.6	16:35:45.068		
2		1:58.228	45.411	39.659	33.158	192.5	16:36:47.202	2		1:59.973	46.003	41.664	32.306	199.2	16:37:45.041		
3		1:53.992	43.737	38.077	32.178	198.5	16:38:41.194	3		1:53.704	43.568	<b>38.463</b>	31.673	197.8	16:39:38.745		
4		<b>1:53.588</b>	43.521	<b>37.723</b>	32.344	199.6	16:40:34.782	4		1:53.759	43.254	38.998	31.507	199.6	16:41:32.504		
5		1:56.181	43.881	39.183	33.117	200.0	16:42:30.963	5		<b>1:52.793</b>	<b>42.873</b>	38.676	<b>31.244</b>	198.8	16:43:25.297		
6		1:54.818	43.514	38.709	32.595	199.2	16:44:25.781	6		2:20.916 P	48.722	45.215	46.979	178.5	16:45:46.213		
7		1:54.295	43.829	37.980	32.486	190.1	16:46:20.076										
8		1:54.934	<b>43.437</b>	38.954	32.543	200.3	16:48:15.010										
9		1:55.092	44.954	38.290	<b>31.848</b>	177.0	16:50:10.102										
10		1:54.097	43.862	37.875	32.360	200.7	16:52:04.199										
11		2:40.111 P	54.308	53.061	52.742	126.6	16:54:44.310										
40							81										
D3			Jose Palomar Maroto				RENAULT CLIO CUP IV				CLASE 2			Juan Carlos Arias			
D3							MOTOR CLUB SABADELL				CLASE 2			SKUALO COMPETICION			
Vta	D	Tiempo	Sector 1	Sector 2	Sector 3	T. Spd	Elapsed	Vta	D	Tiempo	Sector 1	Sector 2	Sector 3	T. Spd	Elapsed		
1		16:35:42.668	16:34:09.684	56.554	36.430	84.5	16:35:42.668	1		16:35:08.468	16:33:45.676	46.808	35.984	76.5	16:35:08.468		
2		2:08.513	47.834	45.523	35.156	190.8	16:37:51.181	2		1:59.315	46.727	39.622	32.966	190.1	16:37:07.783		
3		1:51.797	43.017	37.284	31.496	197.0	16:39:42.978	3		1:50.630	43.428	36.560	30.642	206.5	16:38:58.413		
4		2:02.580	43.799	42.974	35.807	198.1	16:41:45.558	4		1:48.196	42.237	35.771	30.188	213.0	16:40:46.609		
5		<b>1:51.437</b>	<b>42.899</b>	<b>37.075</b>	<b>31.463</b>	197.0	16:43:36.995	5		1:47.732	41.891	<b>35.500</b>	30.341	211.7	16:42:34.341		
6		2:17.536 P	48.210	43.826	45.500	185.5	16:45:54.531	6		<b>1:46.543</b>	<b>40.888</b>	35.505	<b>30.150</b>	217.3	16:44:20.884		
								7		2:13.869 P	43.049	42.240	48.580	204.9	16:46:34.753		
40							82										
D4			Hector Palacios Vazquez				Mazda MX5 ND1				D4			Hector Palacios Vazquez			
D4							MOTOR CLUB SABADELL				D4			MOTOR CLUB SABADELL			
Vta	D	Tiempo	Sector 1	Sector 2	Sector 3	T. Spd	Elapsed	Vta	D	Tiempo	Sector 1	Sector 2	Sector 3	T. Spd	Elapsed		
1		16:35:02.323	16:33:38.878	47.982	35.463	82.2	16:35:02.323	1		16:35:02.323	16:33:38.878	47.982	35.463	82.2	16:35:02.323		
2		2:06.028	47.851	43.783	34.394	158.5	16:37:08.351	2		2:06.028	47.851	43.783	34.394	158.5	16:37:08.351		
3		1:54.166	44.531	37.452	32.183	194.2	16:39:02.517	3		1:54.166	44.531	37.452	32.183	194.2	16:39:02.517		
4		1:54.194	44.255	38.357	31.582	197.4	16:40:56.711	4		1:54.194	44.255	38.357	31.582	197.4	16:40:56.711		
5		1:52.965	<b>43.464</b>	38.065	<b>31.436</b>	200.3	16:42:49.676	5		1:52.965	<b>43.464</b>	38.065	<b>31.436</b>	200.3	16:42:49.676		
6		<b>1:52.447</b>	43.578	<b>37.433</b>	31.436	192.8	16:44:42.123	6		<b>1:52.447</b>	43.578	<b>37.433</b>	31.436	192.8	16:44:42.123		
7		2:25.483 P	48.750	46.970	49.763	174.4	16:47:07.606	7		2:25.483 P	48.750	46.970	49.763	174.4	16:47:07.606		





# Circuito de Madrid Jarama - RACI

CER

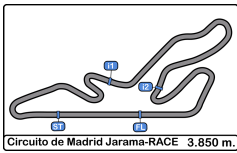


## Cronometrados 1

### Tiempos Por Vuelta

100							123						
Pablo V. Bras Silvero							Agustin Sanabria Crespo						
GT							GT						
ESCUDERIA FARAON							ESCUDERIA FARAON						
Vta	D	Tiempo	Sector 1	Sector 2	Sector 3	T. Spd	Vta	D	Tiempo	Sector 1	Sector 2	Sector 3	T. Spd
1		16:35:58.464	16:34:46.953	40.032	31.479	81.9	1		16:34:34.357	16:33:27.467	38.093	28.797	91.4
2		1:49.508	45.023	35.958	28.527	203.0	2		1:43.180	40.389	33.766	29.025	191.8
3		1:38.656	38.436	32.132	28.088	224.5	3		1:42.550	39.284	33.549	29.717	215.1
4		1:38.421	37.499	32.314	28.608	237.8	4		1:44.254	40.134	34.911	29.209	210.9
5		1:41.788	37.165		2:10.396	237.3	5		1:57.292 P	41.953	36.278	39.061	210.1
6		1:35.727	37.233	31.412	27.082	237.8	6		6:22.777	5:22.385	33.157	27.235	110.6
7			41.701			223.1	7		1:37.111	37.563	31.874	27.674	240.5
112							125						
Pedro M. Lourinho Bras							Jordi Fuset Sala						
GT							CLASE 1						
Miguel Gomez Guillen							Lorenzo Mendieta Sola						
ESCUDERIA FARAON							MOTOR CLUB SABADELL						
Vta	D	Tiempo	Sector 1	Sector 2	Sector 3	T. Spd	Vta	D	Tiempo	Sector 1	Sector 2	Sector 3	T. Spd
1		16:35:38.883	16:34:17.243	49.457	32.183	93.1	1		16:34:47.672	16:33:23.657	47.593	36.422	87.5
2		1:43.937	41.324	34.126	28.487	196.0	2		1:54.813	44.566	39.599	30.648	200.7
3		1:38.468	37.851		2:06.955	235.2	3		1:47.747	40.518	35.874	31.355	232.7
4		1:38.080	38.400	31.781	27.899	233.7	4		1:45.388	40.006	35.100	30.282	232.2
5			40.267	34.306		234.2	5		1:44.590	39.928	34.955	29.707	234.2
113							165						
Joan Vinyes Dabad							Pere Marques Vancells						
GT							CLASE 1						
Jaume Font Casas							Jose A. Gomez Gutierrez						
BAPORO MOTORSPORT							LIGIER JS2R						
Vta	D	Tiempo	Sector 1	Sector 2	Sector 3	T. Spd	Vta	D	Tiempo	Sector 1	Sector 2	Sector 3	T. Spd
1		16:35:41.677 P	16:34:20.716	44.758	36.203	89.7	1		16:34:43.048	16:33:27.452	43.581	32.015	98.0
2		5:05.882	4:05.278	33.285	27.319	83.6	2		1:46.773	41.550	35.434	29.789	197.0
3		1:40.783	37.519	31.866	31.398	248.2	3		1:46.022	40.480	35.627	29.915	208.8
4		1:34.810	37.409	30.722	26.679	247.1	4		2:02.241 P	44.511	36.619	41.111	201.1
5		1:48.462	39.873	33.106	35.483	197.8	5		4:33.866	3:29.129	35.419	29.318	105.0
6		1:39.199	37.178	33.366	28.655	250.0	6		1:43.183	39.816	34.690	28.677	221.3
7		1:34.321	36.777	30.724	26.820	250.0	7		1:41.829	39.221	33.917	28.691	228.3
8		2:17.549 P	46.589	42.818	48.142	156.9	8		1:54.521 P	41.919	34.056	38.546	198.5
118							191						
Alvaro Fontes Blanco							Jean-Roch Piat						
GT							GT						
Pedro M. Silvero Castilla							VELOSO MOTORSPORT						
ESCUDERIA FARAON							PORSCHE 991.1 GT3 CUP						
Vta	D	Tiempo	Sector 1	Sector 2	Sector 3	T. Spd	Vta	D	Tiempo	Sector 1	Sector 2	Sector 3	T. Spd
1		16:35:06.114	16:34:02.792	34.511	28.811	94.5	1		16:34:24.356	16:33:08.247	43.784	32.325	86.6
2		1:36.526	37.997	31.351	27.178	244.3	2		1:45.479	41.905	34.588	28.986	183.6
3		1:44.383	37.463	35.731	31.189	253.5	3		1:47.495	44.015	34.314	29.166	243.2
4		1:37.936	38.017	32.064	27.855	246.0	4		1:42.498	38.654	35.009	28.835	241.6
5		1:37.781	37.969	31.954	27.858	248.8	5		1:55.156	46.387	37.480	31.289	242.6
6		1:38.752	37.854	32.720	28.178	249.4	6		1:48.290	41.123	36.616	30.551	235.2
7		2:08.008 P	49.249	40.994	37.765	191.4	7		1:42.743	39.784	33.966	28.993	231.2
122							191						
Alejandro Barambio Perea							Jean-Roch Piat						
GT							GT						
Borja Garcia Menendez							VELOSO MOTORSPORT						
ALEJANDRO BARAMBIO PEREA							PORSCHE 992 CUP						
Vta	D	Tiempo	Sector 1	Sector 2	Sector 3	T. Spd	Vta	D	Tiempo	Sector 1	Sector 2	Sector 3	T. Spd
1		16:34:30.548	16:33:15.232	42.711	32.605	69.7	1		16:34:24.356	16:33:08.247	43.784	32.325	86.6
2		1:43.887	40.745	34.496	28.646	224.5	2		1:45.479	41.905	34.588	28.986	183.6
3		1:37.742	37.977	32.167	27.598	248.2	3		1:47.495	44.015	34.314	29.166	243.2
4		1:39.294	37.018	34.380	27.896	251.1	4		1:42.498	38.654	35.009	28.835	241.6
5		1:36.264	37.111	31.321	27.832	250.5	5		1:55.156	46.387	37.480	31.289	242.6
6		1:37.012	37.059	32.433	27.520	248.8	6		1:48.290	41.123	36.616	30.551	235.2
7		1:37.044	37.448	32.000	27.596	249.4	7		1:42.743	39.784	33.966	28.993	231.2
8		1:35.881	36.937	31.802	27.142	252.9	8		1:41.551	38.768	34.115	28.668	240.5
9		1:47.926	42.862	37.380	27.684	206.1	9		1:41.161	38.844	33.705	28.612	242.6
10		1:39.738	37.223	34.636	27.879	248.8	10		1:41.231	38.741	33.397	29.093	242.1
11		1:36.044	37.346	31.447	27.251	250.5	11		2:06.665 P	47.269	37.934	41.462	240.0
12		1:57.141 P	40.324	38.015	38.802	224.0							





# Circuito de Madrid Jarama - RACE

CER

## Cronometrados 1

### Tiempos Por Vuelta



415

Jeremy Faligand

PORSCHE 992 CUP

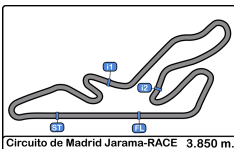
GT

Victor Bernier

FALIGAND JEREMY

Vta	D	Tiempo	Sector 1	Sector 2	Sector 3	T. Spd	Elapsed
1		16:34:31.345	16:33:16.820	42.111	32.414	87.8	16:34:31.345
2		1:47.591	40.884	35.408	31.299	238.9	16:36:18.936
3		1:46.240	38.549	36.026	31.665	235.8	16:38:05.176
4		2:08.847	54.823	39.490	34.534	252.3	16:40:14.023
5		<b>1:37.521</b>	37.776	<b>31.950</b>	27.795	241.0	16:41:51.544
6		1:37.949	<b>37.694</b>	32.772	<b>27.483</b>	249.4	16:43:29.493
7		1:56.148 P	40.431	36.643	39.074	232.7	16:45:25.641
8		4:08.855 P	2:48.125	40.444	40.286	85.2	16:49:34.496





# Circuito de Madrid Jarama - RACE

CER

Cronometrados 1

Mejores Sectores

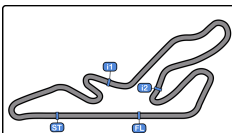


Circuito de Madrid Jarama-RACE 3.850 m.

Sector - 1			Sector - 2			Sector - 3			Vta. Ideal vs Vta. Mejor			
Clas	B. Piloto	Tiempo	B. Piloto	Tiempo	B. Piloto	Tiempo	Clas	B. Piloto	Vta. Ideal	Vta. Mejor	Clas	
1	113 Vinyes - Font	36.777	113 Vinyes - Font	30.722	113 Vinyes - Font	26.679	1	113 Vinyes - Font	1:34.178	1:34.321	1	
2	123 Agustin Sanabria Crespo	36.804	122 Barambio - Garcia	31.321	123 Agustin Sanabria Crespo	27.005	2	122 Barambio - Garcia	1:35.400	1:35.881	3	
3	122 Barambio - Garcia	36.937	118 Fontes - Silvero	31.351	100 Pablo V. Bras Silvero	27.082	3	100 Pablo V. Bras Silvero	1:35.659	1:35.727	2	
4	100 Pablo V. Bras Silvero	37.165	100 Pablo V. Bras Silvero	31.412	122 Barambio - Garcia	27.142	4	123 Agustin Sanabria Crespo	1:35.683	1:36.311	4	
5	118 Fontes - Silvero	37.463	112 Lourinho - Gomez	31.781	118 Fontes - Silvero	27.178	5	118 Fontes - Silvero	1:35.992	1:36.526	5	
6	415 Faligand - Bernier	37.694	123 Agustin Sanabria Crespo	31.874	415 Faligand - Bernier	27.483	6	415 Faligand - Bernier	1:37.127	1:37.521	6	
7	112 Lourinho - Gomez	37.851	415 Faligand - Bernier	31.950	112 Lourinho - Gomez	27.899	7	112 Lourinho - Gomez	1:37.531	1:38.080	7	
8	191 Jean-Roch Piat	38.654	191 Jean-Roch Piat	33.397	191 Jean-Roch Piat	28.612	8	191 Jean-Roch Piat	1:40.663	1:41.161	8	
9	165 Marques - Gomez	39.221	165 Marques - Gomez	33.917	165 Marques - Gomez	28.677	9	165 Marques - Gomez	1:41.815	1:41.829	9	
10	125 Fuset - Mendieta	39.928	125 Fuset - Mendieta	34.202	125 Fuset - Mendieta	29.542	10	125 Fuset - Mendieta	1:43.672	1:43.963	10	
11	81 Juan Carlos Arias	40.888	81 Juan Carlos Arias	35.500	81 Juan Carlos Arias	30.150	11	81 Juan Carlos Arias	1:46.538	1:46.543	11	
12	15 Gorostiza - Chillida	41.873	15 Gorostiza - Chillida	36.029	15 Gorostiza - Chillida	30.886	12	15 Gorostiza - Chillida	1:48.788	1:48.788	12	
13	56 Javier Cicuendez Gallego	42.220	56 Javier Cicuendez Gallego	36.755	56 Javier Cicuendez Gallego	31.102	13	56 Javier Cicuendez Gallego	1:50.077	1:50.124	13	
14	60 Josep Borrell Daniel	42.873	40 Jose Palomar Maroto	37.075	60 Josep Borrell Daniel	31.244	14	40 Jose Palomar Maroto	1:51.437	1:51.437	14	
15	40 Jose Palomar Maroto	42.899	82 Hector Palacios Vazquez	37.433	82 Hector Palacios Vazquez	31.436	15	82 Hector Palacios Vazquez	1:52.333	1:52.447	16	
16	41 Alejandro Iribas Estrada	43.186	41 Alejandro Iribas Estrada	37.633	40 Jose Palomar Maroto	31.463	16	41 Alejandro Iribas Estrada	1:52.443	1:52.443	15	
17	9 Albors - Lopez	43.211	18 Lopez - Rodriguez	37.723	41 Alejandro Iribas Estrada	31.624	17	60 Josep Borrell Daniel	1:52.580	1:52.793	17	
18	18 Lopez - Rodriguez	43.437	9 Albors - Lopez	37.750	18 Lopez - Rodriguez	31.848	18	9 Albors - Lopez	1:52.967	1:53.037	18	
19	82 Hector Palacios Vazquez	43.464	60 Josep Borrell Daniel	38.463	9 Albors - Lopez	32.006	19	18 Lopez - Rodriguez	1:53.008	1:53.588	19	







# Circuito de Madrid Jarama - RACE

CER

Cronometrados 1

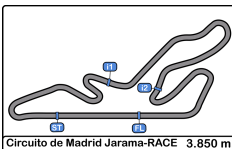
5 Mejores Tiempos

Circuito de Madrid Jarama-RACE 3.850 m.



Cl	B.	Equipo/Concursante	Piloto 1	Piloto 2	Vehiculo	Cat	Cl	Mejor 1		Mejor 2		Mejor 3		Mejor 4		Mejor 5	
								Tiempo	Vta	Tiempo	Vta	Tiempo	Vta	Tiempo	Vta	Tiempo	Vta
1	113	BAPORO MOTORSPORT	Joan Vinyes Dabad	Jaume Font Casas	PORSCHE 992 CUP	GT	1	1:34.321	7	1:34.810	4	1:39.199	6	1:40.783	3	1:48.462	5
2	100	ESCUADERIA FARAON	Pablo V. Bras Silvero		PORSCHE 992 CUP	GT	2	1:35.727	6	1:38.421	4	1:38.656	3	1:41.788	5	1:49.508	2
3	122	ALEJANDRO BARAMBIO PERE	Alejandro Barambio Perea	Borja Garcia Menendez	PORSCHE 992 CUP	GT	3	1:35.881	8	1:36.044	11	1:36.264	5	1:37.012	6	1:37.044	7
4	123	ESCUADERIA FARAON	Agustin Sanabria Crespo		RENAULT RS01	GT	4	1:36.311	9	1:36.471	8	1:37.111	7	1:42.550	3	1:43.180	2
5	118	ESCUADERIA FARAON	Alvaro Fontes Blanco	Pedro M. Silvero Castilla	FERRARI 488 Challenge EVO	GT	5	1:36.526	2	1:37.781	5	1:37.936	4	1:38.752	6	1:44.383	3
6	415	FALIGAND JEREMY	Jeremy Faligand	Victor Bernier	PORSCHE 992 CUP	GT	6	1:37.521	5	1:37.949	6	1:46.240	3	1:47.591	2	1:56.148	7
7	112	ESCUADERIA FARAON	Pedro M. Lourinho Bras	Miguel Gomez Guillen	PORSCHE 992 CUP	GT	7	1:38.080	4	1:38.468	3	1:43.937	2				
8	191	VELOSO MOTORSPORT	Jean-Roch Piat	JF	PORSCHE 991.1 GT3 CUP	GT	8	1:41.161	9	1:41.231	10	1:41.551	8	1:42.498	4	1:42.743	7
9	165	OUOWOUOUEOUUW-CE	Pere Marques Vancells	Jose A. Gomez Gutierrez	LIGIER JS2R	CLASE 1	1	1:41.829	7	1:43.183	6	1:46.022	3	1:46.773	2	1:54.521	8
10	125	MOTOR CLUB SABADELL	Jordi Fuset Sala	Lorenzo Mendieta Sola	Porsche 718 GT4 RS Clubsport	CLASE 1	2	1:43.963	8	1:44.488	7	1:44.590	5	1:44.950	6	1:45.013	9
11	81	SKUALO COMPETICION	Juan Carlos Arias		GINETTA G50 GT4	CLASE 2	1	1:46.543	6	1:47.732	5	1:48.196	4	1:50.630	3	1:59.315	2
12	15	LURAUTO K.K.	Asier Gorostiza Telleria	JF Luis Chillida Belzunce	JF BMW M2 CS RACING	CLASE 2	2	1:48.788	6	1:49.666	5	1:49.671	2	1:53.720	3	2:01.879	4
13	56	MOTOR CLUB SABADELL	Javier Cicuendez Gallego		RENAULT CLIO CUP IV	D3	1	1:50.124	4	1:50.268	3	1:51.009	2	1:56.978	5		
14	40	MOTOR CLUB SABADELL	Jose Palomar Maroto		RENAULT CLIO CUP IV	D3	2	1:51.437	5	1:51.797	3	2:02.580	4	2:08.513	2	2:17.536	6
15	41	OUOWOUOUEOUUW-CE	Alejandro Iribas Estrada	JR	RENAULT CLIO CUP V	D4	1	1:52.443	10	1:53.312	9	1:53.345	7	1:53.449	6	1:53.552	4
16	82	EWUT 3 XWOWAESOV	Hector Palacios Vazquez	JF	Mazda MX5 ND1	D4	2	1:52.447	6	1:52.965	5	1:54.166	3	1:54.194	4	2:06.028	2
17	60	MOTOR CLUB SABADELL	Josep Borrell Daniel		RENAULT CLIO CUP IV	D3	3	1:52.793	5	1:53.704	3	1:53.759	4	1:59.973	2	2:20.916	6
18	9	BALBOR MOTORSPORT C.A.	Jose Luis Albors Aleixandre	German Lopez Balboa	RENAULT CLIO CUP IV	D3	4	1:53.037	6	1:53.868	7	1:54.097	9	1:54.294	5	1:55.351	8
19	18	C.D.PLEMAR SPORT	Jose Luis Lopez Valdivielso	JF Alvaro Rodriguez Sastre	RENAULT CLIO CUP IV	D3	5	1:53.588	4	1:53.992	3	1:54.097	10	1:54.295	7	1:54.818	6





# Circuito de Madrid Jarama - RACE

CER

Cronometrados 1

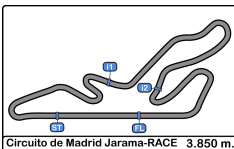
5 Mejores Velocidades



Circuito de Madrid Jarama-RACE 3.850 m.

Cl	B.	Equipo/Concursante	Piloto 1	Piloto 2	Vehiculo	Cat	Cl	Top 1		Top 2		Top 3		Top 4		Top 5		Avg
								Km/h	Vta	Km/h	Vta	Km/h	Vta	Km/h	Vta	Km/h	Vta	
1	118	ESCUADERIA FARAON	Alvaro Fontes Blanco	Pedro M. Silvero Castilla	FERRARI 488 Challenge EVO	GT	1	253.5	3	249.4	6	248.8	5	246.0	4	244.3	2	248.4
2	122	ALEJANDRO BARAMBIO PERE	Alejandro Barambio Perea	Borja Garcia Menendez	PORCHE 992 CUP	GT	2	252.9	8	251.1	4	250.5	5	250.5	11	249.4	7	250.9
3	415	FALIGAND JEREMY	Jeremy Faligand	Victor Bernier	PORSCHE 992 CUP	GT	3	252.3	4	249.4	6	241.0	5	238.9	2	235.8	3	243.5
4	113	BAPORO MOTORSPORT	Joan Vinyes Dabad	Jaume Font Casas	PORSCHE 992 CUP	GT	4	250.0	6	250.0	7	248.2	3	247.1	4	197.8	5	238.6
5	191	VELOSO MOTORSPORT	Jean-Roch Piat	JF	PORSCHE 991.1 GT3 CUP	GT	5	243.2	3	242.6	5	242.6	9	242.1	10	241.6	4	242.4
6	123	ESCUADERIA FARAON	Agustin Sanabria Crespo		RENAULT RS01	GT	6	241.6	9	240.5	7	237.8	8	215.1	3	210.9	4	229.2
7	100	ESCUADERIA FARAON	Pablo V. Bras Silvero		PORSCHE 992 CUP	GT	7	237.8	4	237.8	6	237.3	5	224.5	3	223.1	7	232.1
8	112	ESCUADERIA FARAON	Pedro M. Lourinho Bras	Miguel Gomez Guillen	PORSCHE 992 CUP	GT	8	235.2	3	234.2	5	233.7	4	196.0	2	93.1	1	198.4
9	125	MOTOR CLUB SABADELL	Jordi Fuset Sala	Lorenzo Mendieta Sola	Porsche 718 GT4 RS Clubsport	CLASE 1	1	235.2	10	234.7	9	234.2	5	234.2	8	233.7	7	234.4
10	165	OUWOUOUOUUW-CE	Pere Marques Vancells	Jose A. Gomez Gutierrez	LIGIER JS2R	CLASE 1	2	228.3	7	221.3	6	208.8	3	201.1	4	198.5	8	211.6
11	81	SKUALO COMPETICION	Juan Carlos Arias		GINETTA G50 GT4	CLASE 2	1	217.3	6	213.0	4	211.7	5	206.5	3	204.9	7	210.7
12	15	LURAUTO K.K.	Asier Gorostiza Telleria	JF Luis Chillida Belzunce	JF BMW M2 CS RACING	CLASE 2	2	211.3	7	208.0	3	207.6	5	203.0	6	202.2	2	206.4
13	56	MOTOR CLUB SABADELL	Javier Cicuendez Gallego		RENAULT CLIO CUP IV	D3	1	204.5	5	203.0	3	202.2	2	201.8	4	88.8	1	180.1
14	9	BALBOR MOTORSPORT C.A.	Jose Luis Albors Aleixandre	German Lopez Balboa	RENAULT CLIO CUP IV	D3	2	201.1	7	201.1	8	201.1	9	200.3	6	200.3	10	200.8
15	18	C.D.PLEMAR SPORT	Jose Luis Lopez Valdivielso	JF Alvaro Rodriguez Sastre	RENAULT CLIO CUP IV	D3	3	200.7	10	200.3	8	200.0	5	199.6	4	199.2	6	200.0
16	82	WUT 3 X SWOASOV	Hector Palacios Vazquez	JF	Mazda MX5 ND1	D4	1	200.3	5	197.4	4	194.2	3	192.8	6	174.4	7	191.8
17	60	MOTOR CLUB SABADELL	Josep Borrell Daniel		RENAULT CLIO CUP IV	D3	4	199.6	4	199.2	2	198.8	5	197.8	3	178.5	6	194.8
18	40	MOTOR CLUB SABADELL	Jose Palomar Maroto		RENAULT CLIO CUP IV	D3	5	198.1	4	197.0	3	197.0	5	190.8	2	185.5	6	193.7
19	41	OUWOUOUUW-CE	Alejandro Iribas Estrada	JR	RENAULT CLIO CUP V	D4	2	194.2	10	193.8	3	193.8	7	193.8	8	193.5	4	193.8





# Circuito de Madrid Jarama - RACE

CER

## Cronometrados 1

GYW YbWUJi YHJg'FzdjXUg

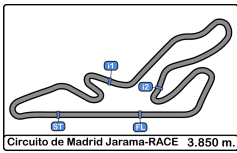


Circuito de Madrid Jarama-RACE 3.850 m.

Vta	<cfU8 1J	HjYa dc'GYgJ0b	B_ Equipo/Concursante	Piloto 1	Piloto 2	Vehiculo	Cat	Tiempo	Km/h
2	16:36:09.835	4:09.835	191 VELOSO MOTORSPORT	Jean-Roch Piat	JF	PORSCHE 991.1 GT3 CUP	GT	1:45.479	131.4
2	16:36:14.435	4:14.435	122 ALEJANDRO BARAMBIO PEREA	Alejandro Barambio Perea	Borja Garcia Menendez	PORCHE 992 CUP	GT	1:43.887	133.4
2	16:36:17.537	4:17.537	123 ESCUDERIA FARAON	Agustin Sanabria Crespo		RENAULT RS01	GT	1:43.180	134.3
2	16:36:42.640	4:42.640	118 ESCUDERIA FARAON	Alvaro Fontes Blanco	Pedro M. Silvero Castilla	FERRARI 488 Challenge EVO	GT	1:36.526	143.5
5	16:41:07.735	9:07.735	122 ALEJANDRO BARAMBIO PEREA	Alejandro Barambio Perea	Borja Garcia Menendez	PORCHE 992 CUP	GT	1:36.264	143.9
4	16:44:03.152	12:03.152	113 BAPORO MOTORSPORT	Joan Vinyes Dabad	Jaume Font Casas	PORSCHE 992 CUP	GT	1:34.810	146.1
7	16:49:05.134	17:05.134	113 BAPORO MOTORSPORT	Joan Vinyes Dabad	Jaume Font Casas	PORSCHE 992 CUP	GT	1:34.321	146.9







# Circuito de Madrid Jarama - RACI

CER

## Cronometrados 1

### Tiempos Parada en Pit



**113** Joan Vinyes Dabad PORSCHE 992 CUP

GT Jaume Font Casas BAPORO MOTORSPORT

B.	<cfU81J	Tiempo	Tiempo Salida	Tiempo Box	T. Box Total	Handicap	Diff.
1	16:35:38.461	16:35:38.461	16:39:03.796	3:25.335	3:25.335		

**123** Agustin Sanabria Crespo RENAULT RS01

GT ESCUDERIA FARAON

B.	<cfU81J	Tiempo	Tiempo Salida	Tiempo Box	T. Box Total	Handicap	Diff.
1	16:41:38.311	16:41:38.311	16:46:27.636	4:49.325	4:49.325		

**165** Pere Marques Vancells LIGIER JS2R

CLASE 1 Jose A. Gomez Gutierrez

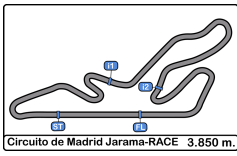
B.	<cfU81J	Tiempo	Tiempo Salida	Tiempo Box	T. Box Total	Handicap	Diff.
1	16:40:13.644	16:40:13.644	16:43:07.151	2:53.507	2:53.507		

**415** Jeremy Faligand PORSCHE 992 CUP

GT Victor Bernier FALIGAND JEREMY

B.	<cfU81J	Tiempo	Tiempo Salida	Tiempo Box	T. Box Total	Handicap	Diff.
1	16:45:22.627	16:45:22.627	16:47:30.529	2:07.902	2:07.902		



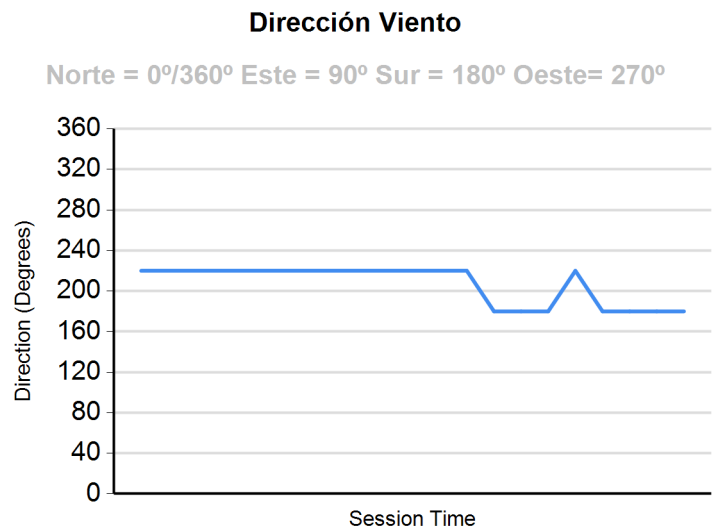
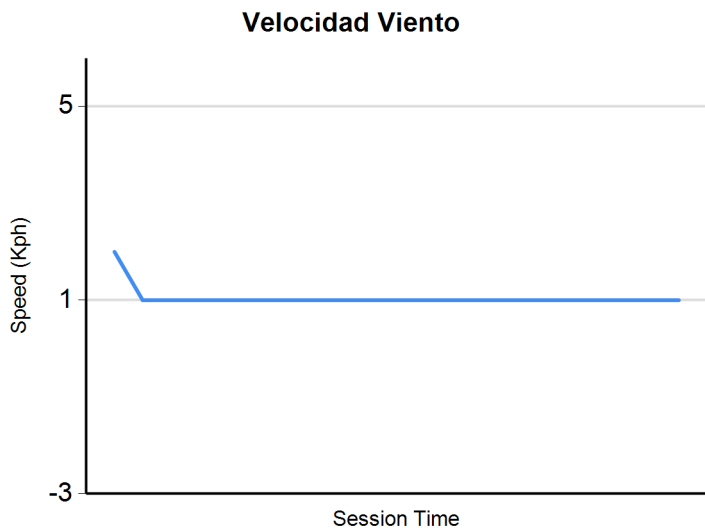
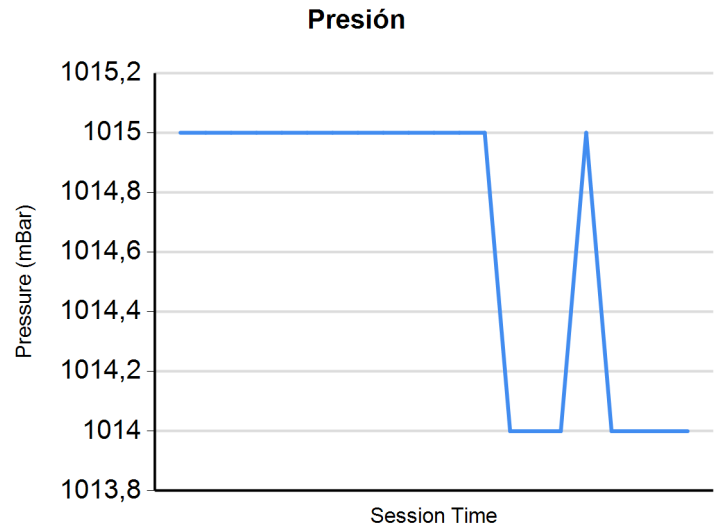
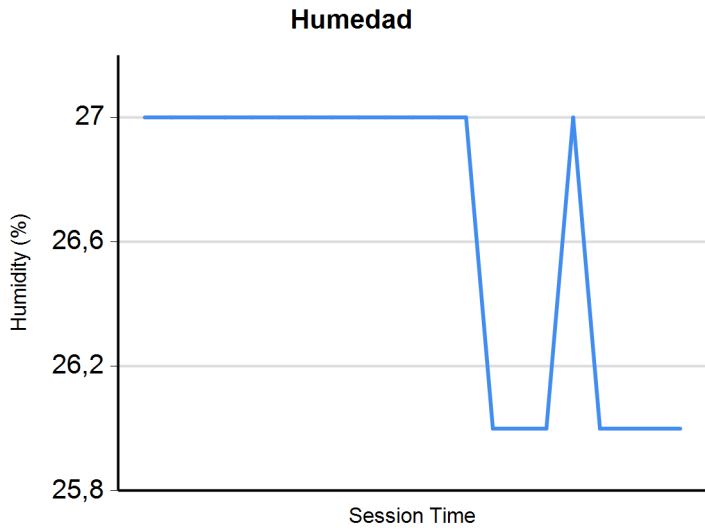
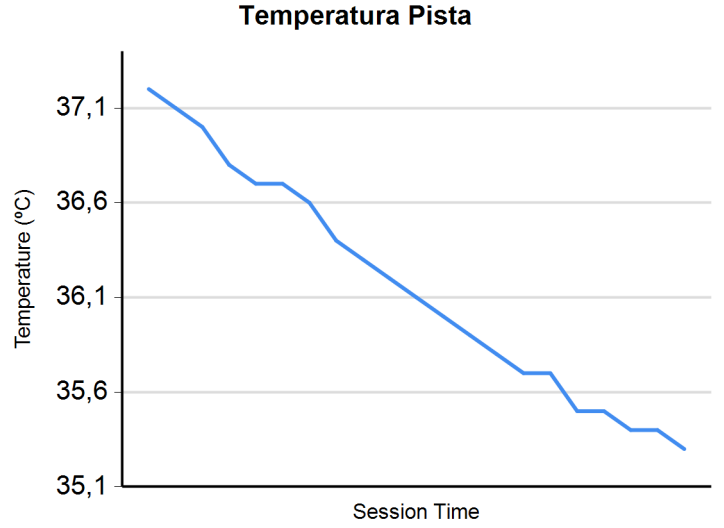
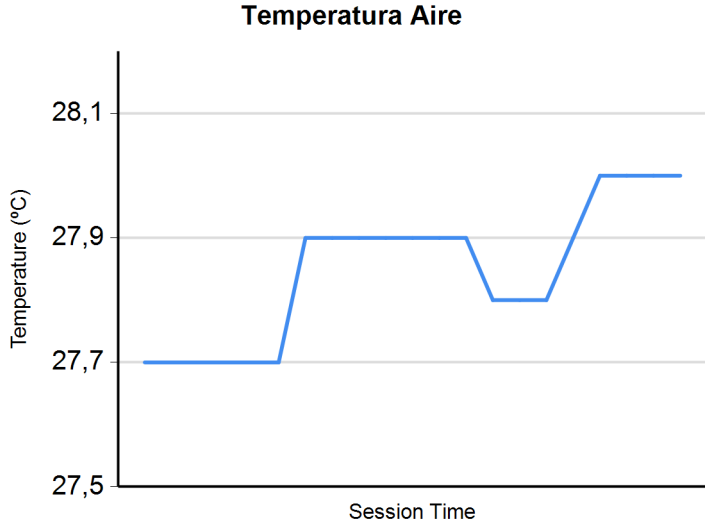


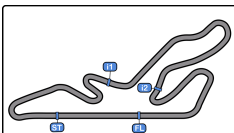
Circuito de Madrid Jarama - RACI

CER

Cronometrados 1

abZfa YA YHcfc`OE JvE





# Circuito de Madrid Jarama - RACE

CER

## Cronometrados 1

### Resultados Finales



Cls	B.	Equipo/Concursante	Piloto 1	Piloto 2	Vehiculo	Cat	Cls	Vtas.	Mejor	Tiempo	Δ%	Interval	Km/h
1	113	BAPORO MOTORSPORT	Joan Vinyes Dabad	Jaume Font Casas	PORSCHE 992 CUP	GT	1	8	7	1:34.321			146.9
2	100	ESCUADERIA FARAON	Pablo V. Bras Silvero		PORSCHE 992 CUP	GT	2	6	6	1:35.727	1.406	1.406	144.7
3	122	ALEJANDRO BARAMBIO PEREA	Alejandro Barambio Perea	Borja Garcia Menendez	PORCHE 992 CUP	GT	3	12	8	1:35.881	1.560	0.154	144.5
4	123	ESCUADERIA FARAON	Agustin Sanabria Crespo		RENAULT RS01	GT	4	10	9	1:36.311	1.990	0.430	143.9
5	118	ESCUADERIA FARAON	Alvaro Fontes Blanco	Pedro M. Silvero Castilla	FERRARI 488 Challenge EVO	GT	5	7	2	1:36.526	2.205	0.215	143.5
6	415	FALIGAND JEREMY	Jeremy Faligand	Victor Bernier	PORSCHE 992 CUP	GT	6	8	5	1:37.521	3.200	0.995	142.1
7	112	ESCUADERIA FARAON	Pedro M. Lourinho Bras	Miguel Gomez Guillen	PORSCHE 992 CUP	GT	7	4	4	1:38.080	3.759	0.559	141.3
8	191	VELOSO MOTORSPORT	Jean-Roch Piat	JF	PORSCHE 991.1 GT3 CUP	GT	8	11	9	1:41.161	6.840	3.081	137.0
9	165	MOTOR CLUB SABADELL	Pere Marques Vancells	Jose A. Gomez Gutierrez	LIGIER JS2R	CLASE 1	1	8	7	1:41.829	7.508	0.668	136.1
10	125	MOTOR CLUB SABADELL	Jordi Fuset Sala	Lorenzo Mendieta Sola	Porsche 718 GT4 RS Clubsport	CLASE 1	2	10	8	1:43.963	9.642	2.134	133.3
11	81	SKUALO COMPETICION	Juan Carlos Arias		GINETTA G50 GT4	CLASE 2	1	7	6	1:46.543	12.222	2.580	130.0
12	15	LURAUTO K.K.	Asier Gorostiza Telleria	JF	Luis Chillida Belzunce	JF	2	7	6	1:48.788	14.467	2.245	127.4
13	56	MOTOR CLUB SABADELL	Javier Cicuendez Gallego		RENAULT CLIO CUP IV	D3	1	5	4	1:50.124	15.803	1.336	125.8
14	40	MOTOR CLUB SABADELL	Jose Palomar Maroto		RENAULT CLIO CUP IV	D3	2	6	5	1:51.437	17.116	1.313	124.3
15	41	MOTOR CLUB SABADELL	Alejandro Iribas Estrada	JR	RENAULT CLIO CUP V	D4	1	11	10	1:52.443	18.122	1.006	123.2
16	82	MOTOR CLUB SABADELL	Hector Palacios Vazquez	JF	Mazda MX5 ND1	D4	2	7	6	1:52.447	18.126	0.004	123.2
17	60	MOTOR CLUB SABADELL	Josep Borrell Daniel		RENAULT CLIO CUP IV	D3	3	6	5	1:52.793	18.472	0.346	122.8
18	9	BALBOR MOTORSPORT C.A.	Jose Luis Albors Aleixandre	JF	German Lopez Balboa	D3	4	10	6	1:53.037	18.716	0.244	122.6
19	18	C.D.PEMAR SPORT	Jose Luis Lopez Valdivielso	JF	Alvaro Rodriguez Sastre	D3	5	11	4	1:53.588	19.267	0.551	122.0

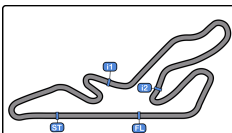
Publicado a las:.....

Temp Pista: ' ) " ' 57 Temp Aire: & , ' \$ ' 57 Humedad: 26 % Estado Pista: SECA

Comisarios Deportivos:

Cronometrador:





# Circuito de Madrid Jarama - RACE

CER

## Cronometrados 2

### Resultados Provisionales



Circuito de Madrid Jarama-RACE 3.850 m.

Cls	B.	Equipo/Concursante	Piloto 1	Piloto 2	Vehiculo	Cat	Cls	Vtas.	Mejor	Tiempo	Δ%	Interval	Km/h	
1	122	ALEJANDRO BARAMBIO PEREA	Alejandro Barambio Perea	Borja Garcia Menendez	PORCHE 992 CUP	GT	1	7	4	1:33.198			148.7	
2	415	FALIGAND JEREMY	Jeremy Faligand	Victor Bernier	PORSCHE 992 CUP	GT	2	5	4	1:33.667	0.469	0.469	147.9	
3	123	ESCUADERIA FARAON	Agustin Sanabria Crespo		RENAULT RS01	GT	3	11	6	1:34.314	1.116	0.647	146.9	
4	113	BAPORO MOTORSPORT	Joan Vinyes Dabad	Jaume Font Casas	PORSCHE 992 CUP	GT	4	5	4	1:34.490	1.292	0.176	146.6	
5	100	ESCUADERIA FARAON	Pablo V. Bras Silvero		PORSCHE 992 CUP	GT	5	7	7	1:35.130	1.932	0.640	145.6	
6	125	MOTOR CLUB SABADELL	Jordi Fuset Sala	Lorenzo Mendieta Sola	Porsche 718 GT4 RS Clubsport	CLASE 1	1	8	7	1:39.630	6.432	4.500	139.1	
7	112	ESCUADERIA FARAON	Pedro M. Lourinho Bras	Miguel Gomez Guillen	PORSCHE 992 CUP	GT	6	3	2	1:40.205	7.007	0.575	138.3	
8	191	VELOSO MOTORSPORT	Jean-Roch Piat	JF	PORSCHE 991.1 GT3 CUP	GT	7	7	4	1:40.643	7.445	0.438	137.7	
9	165	OUOWOUCASOUUW-CE	Pere Marques Vancells	Jose A. Gomez Gutierrez	LIGIER JS2R	CLASE 1	2	5	4	1:42.340	9.142	1.697	135.4	
10	118	ESCUADERIA FARAON	Alvaro Fontes Blanco	Pedro M. Silvero Castilla	FERRARI 488 Challenge EVO	GT	8	7	3	1:43.707	10.509	1.367	133.6	
11	15	LURAUTO K.K.	Asier Gorostiza Telleria	JF	Luis Chillida Belzunce	JF	CLASE 2	1	7	3	1:45.214	12.016	1.507	131.7
12	81	SKUALO COMPETICION	Juan Carlos Arias		GINETTA G50 GT4	CLASE 2	2	7	5	1:45.604	12.406	0.390	131.2	
13	56	MOTOR CLUB SABADELL	Javier Cicuendez Gallego		RENAULT CLIO CUP IV	D3	1	8	4	1:49.644	16.446	4.040	126.4	
14	18	C.D.PLEMAR SPORT	Jose Luis Lopez Valdivielso	JF	Alvaro Rodriguez Sastre	D3	2	10	4	1:50.849	17.651	1.205	125.0	
15	60	MOTOR CLUB SABADELL	Josep Borrell Daniel		RENAULT CLIO CUP IV	D3	3	5	4	1:50.924	17.726	0.075	124.9	
16	40	MOTOR CLUB SABADELL	Jose Palomar Maroto		RENAULT CLIO CUP IV	D3	4	4	2	1:51.217	18.019	0.293	124.6	
17	9	BALBOR MOTORSPORT C.A.	Jose Luis Albors Aleixandre	German Lopez Balboa	RENAULT CLIO CUP IV	D3	5	7	3	1:51.617	18.419	0.400	124.1	
18	41	OUOWOUCASOUUW-CE	Alejandro Iribas Estrada	JR	RENAULT CLIO CUP V	D4	1	7	3	1:52.474	19.276	0.857	123.2	
19	82	WUT 3 XASWASOCEVO	Hector Palacios Vazquez	JF	Mazda MX5 ND1	D4	2	4	3	1:53.602	20.404	1.128	122.0	

Publicado a las:.....

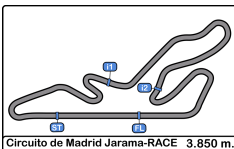
Temp Pista: ' ' ' '7 Temp Aire: & " ' '7 Humedad: 26 % Estado Pista: SECA

Director Carrera:

Cronometrador:







# Circuito de Madrid Jarama - RACE

CER

## Cronometrados 2

F Ygi `HUXcg'Dfc j ]g]cbUYg'dcf '7 UH[ cf.1J



GT													
Cls	B.	Equipo/Concursante	Piloto 1	Piloto 2	Vehiculo	Cat	Cls	Vtas.	Mejor	Tiempo	81Z%	Interval	Km/h
1	122	ALEJANDRO BARAMBIO PEREA	Alejandro Barambio Perea	Borja Garcia Menendez	PORCHE 992 CUP	GT	1	7	4	1:33.198			148.7
2	415	FALIGAND JEREMY	Jeremy Faligand	Victor Bernier	PORSCHE 992 CUP	GT	2	5	4	1:33.667	0.469	0.469	147.9
3	123	ESCUADERIA FARAON	Agustin Sanabria Crespo		RENAULT RS01	GT	3	11	6	1:34.314	1.116	0.647	146.9
4	113	BAPORO MOTORSPORT	Joan Vinyes Dabad	Jaume Font Casas	PORSCHE 992 CUP	GT	4	5	4	1:34.490	1.292	0.176	146.6
5	100	ESCUADERIA FARAON	Pablo V. Bras Silvero		PORSCHE 992 CUP	GT	5	7	7	1:35.130	1.932	0.640	145.6
6	112	ESCUADERIA FARAON	Pedro M. Lourinho Bras	Miguel Gomez Guillen	PORSCHE 992 CUP	GT	6	3	2	1:40.205	7.007	5.075	138.3
7	191	VELOSO MOTORSPORT	Jean-Roch Piat	JF	PORSCHE 991.1 GT3 CUP	GT	7	7	4	1:40.643	7.445	0.438	137.7
8	118	ESCUADERIA FARAON	Alvaro Fontes Blanco	Pedro M. Silvero Castilla	FERRARI 488 Challenge EVO	GT	8	7	3	1:43.707	10.509	3.064	133.6

CLASE 1													
Cls	B.	Equipo/Concursante	Piloto 1	Piloto 2	Vehiculo	Cat	Cls	Vtas.	Mejor	Tiempo	81Z%	Interval	Km/h
1	125	MOTOR CLUB SABADELL	Jordi Fuset Sala	Lorenzo Mendieta Sola	Porsche 718 GT4 RS Clubsport	CLASE 1	1	8	7	1:39.630			139.1
2	165	MOTOR CLUB SABADELL	Pere Marques Vancells	Jose A. Gomez Gutierrez	LIGIER JS2R	CLASE 1	2	5	4	1:42.340	2.710	2.710	135.4

CLASE 2															
Cls	B.	Equipo/Concursante	Piloto 1	Piloto 2	Vehiculo	Cat	Cls	Vtas.	Mejor	Tiempo	81Z%	Interval	Km/h		
1	15	LURAUTO K.K.	Asier Gorostiza Telleria	JF	Luis Chillida Belzunce	JF	BMW M2 CS RACING	CLASE 2	1	7	3	1:45.214		131.7	
2	81	SKUALO COMPETICION	Juan Carlos Arias				GINETTA G50 GT4	CLASE 2	2	7	5	1:45.604	0.390	0.390	131.2

D3															
Cls	B.	Equipo/Concursante	Piloto 1	Piloto 2	Vehiculo	Cat	Cls	Vtas.	Mejor	Tiempo	81Z%	Interval	Km/h		
1	56	MOTOR CLUB SABADELL	Javier Cicuendez Gallego				RENAULT CLIO CUP IV	D3	1	8	4	1:49.644		126.4	
2	18	C.D.PLEMAR SPORT	Jose Luis Lopez Valdivielso	JF	Alvaro Rodriguez Sastre		RENAULT CLIO CUP IV	D3	2	10	4	1:50.849	1.205	1.205	125.0
3	60	MOTOR CLUB SABADELL	Josep Borrell Daniel				RENAULT CLIO CUP IV	D3	3	5	4	1:50.924	1.280	0.075	124.9
4	40	MOTOR CLUB SABADELL	Jose Palomar Maroto				RENAULT CLIO CUP IV	D3	4	4	2	1:51.217	1.573	0.293	124.6
5	9	BALBOR MOTORSPORT C.A.	Jose Luis Albors Aleixandre		German Lopez Balboa		RENAULT CLIO CUP IV	D3	5	7	3	1:51.617	1.973	0.400	124.1

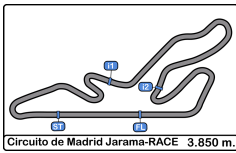
D4															
Cls	B.	Equipo/Concursante	Piloto 1	Piloto 2	Vehiculo	Cat	Cls	Vtas.	Mejor	Tiempo	81Z%	Interval	Km/h		
1	41	MOTOR CLUB SABADELL	Alejandro Iribas Estrada	JR			RENAULT CLIO CUP V	D4	1	7	3	1:52.474		123.2	
2	82	MOTOR CLUB SABADELL	Hector Palacios Vazquez	JF			Mazda MX5 ND1	D4	2	4	3	1:53.602	1.128	1.128	122.0

Publicado a las:.....

Temp Pista: ' ' ' ' 57 Temp Aire: &+ " ' 57 Humedad: 26 % Estado Pista: SECA

Director Carrera:	Cronometrador:
-------------------	----------------





# Circuito de Madrid Jarama - RACI

CER

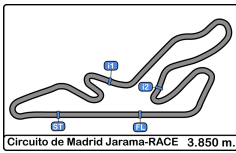
## Cronometrados 2

### Tiempos Por Vuelta



9							56								
Jose Luis Albors			RENAULT CLIO CUP IV				Javier Cicuendez Gallego			RENAULT CLIO CUP IV					
Aleixandre															
D3			BALBOR MOTORSPORT C.A.				D3			MOTOR CLUB SABADELL					
German Lopez Balboa															
Vta	D	Tiempo	Sector 1	Sector 2	Sector 3	T. Spd	Elapsed	Vta	D	Tiempo	Sector 1	Sector 2	Sector 3	T. Spd	Elapsed
1		16:59:50.135	16:58:27.341	48.227	34.567	75.5	16:59:50.135	1		16:59:05.642	16:57:55.228	38.377	32.037	94.8	16:59:05.642
2		2:04.757	45.610	40.875	38.272	190.8	17:01:54.892	2		1:50.423	42.526	36.976	30.921	204.1	17:00:56.065
3		<b>1:51.617</b>	<b>42.878</b>	<b>37.110</b>	31.629	202.2	17:03:46.509	3		1:50.139	42.406	36.818	30.915	204.5	17:02:46.204
4		1:51.908	42.983	37.298	<b>31.627</b>	201.1	17:05:38.417	4		<b>1:49.644</b>	<b>41.958</b>	<b>36.792</b>	<b>30.894</b>	206.1	17:04:35.848
5		2:32.384	53.731	58.085	40.568	183.6	17:08:10.801	5		1:52.808	44.220	37.398	31.190	205.3	17:06:28.656
6		2:07.992	55.713	38.900	33.379	127.3	17:10:18.793	6		1:53.359	42.319	39.879	31.161	205.7	17:08:22.015
7		2:15.434 P	43.043	46.106	46.285	200.3	17:12:34.227	7		1:52.550	42.736	38.227	31.587	204.9	17:10:14.565
15							60								
Asier Gorostiza Telleria			BMW M2 CS RACING				Josep Borrell Daniel			RENAULT CLIO CUP IV					
CLASE 2			LURAUTO K.K.				D3			MOTOR CLUB SABADELL					
Luis Chillida Belzunce															
Vta	D	Tiempo	Sector 1	Sector 2	Sector 3	T. Spd	Elapsed	Vta	D	Tiempo	Sector 1	Sector 2	Sector 3	T. Spd	Elapsed
1		16:59:13.546	16:58:07.199	36.251	30.096	103.6	16:59:13.546	1		16:59:12.943	16:58:00.946	39.663	32.334	97.5	16:59:12.943
2		1:51.649	45.158	36.329	30.162	235.8	17:01:05.195	2		1:52.428	43.154	37.825	31.449	202.6	17:01:05.371
3		<b>1:45.214</b>	<b>40.638</b>	34.929	<b>29.647</b>	229.7	17:02:50.409	3		1:51.754	43.040	37.366	31.348	204.9	17:02:57.125
4		1:45.420	40.775	<b>34.764</b>	29.881	225.0	17:04:35.829	4		<b>1:50.924</b>	<b>42.731</b>	<b>37.112</b>	<b>31.081</b>	206.1	17:04:48.049
5		1:46.045	40.774	35.103	30.168	232.7	17:06:21.874	5		2:17.712 P	46.974	47.068	43.670	162.4	17:07:05.761
6		2:06.034	48.828	43.155	34.051	171.4	17:08:27.908	81							
7		2:10.604 P	41.555	42.723	46.326	218.1	17:10:38.512	Juan Carlos Arias			GINETTA G50 GT4				
18			RENAULT CLIO CUP IV				CLASE 2			SKUALO COMPETICION					
Jose Luis Lopez Valdivielso			C.D.PLEMAR SPORT				D3			Alvaro Rodriguez Sastre					
Vta	D	Tiempo	Sector 1	Sector 2	Sector 3	T. Spd	Elapsed	Vta	D	Tiempo	Sector 1	Sector 2	Sector 3	T. Spd	Elapsed
1		16:59:58.654	16:58:44.217	37.884	36.553	75.4	16:59:58.654	1		16:59:36.389	16:58:24.445	39.448	32.496	104.6	16:59:36.389
2		1:51.321	43.019	37.095	31.207	203.3	17:01:49.975	2		1:49.234	42.489	36.320	30.425	206.8	17:01:25.623
3		1:50.989	42.903	<b>36.792</b>	31.294	204.5	17:03:40.964	3		1:49.209	42.110	36.766	30.333	211.3	17:03:14.832
4		<b>1:50.849</b>	42.776	36.923	<b>31.150</b>	203.7	17:05:31.813	4		1:47.317	41.721	35.751	29.845	219.5	17:05:02.149
5		2:01.334	<b>42.644</b>	43.287	35.403	203.7	17:07:33.147	5		<b>1:45.604</b>	<b>40.525</b>	<b>35.419</b>	<b>29.660</b>	223.6	17:06:47.753
6		1:51.025	42.656	37.000	31.369	202.6	17:09:24.172	6		1:51.915	42.876	38.194	30.845	221.3	17:08:39.668
7		1:50.966	42.862	36.941	31.163	201.4	17:11:15.138	7		2:09.759 P	42.552	40.462	46.745	210.9	17:10:49.427
8		2:17.602 P	42.994	49.167	45.441	200.7	17:13:32.740	82							
9		4:07.868	2:59.463	37.129	31.276	82.1	17:17:40.608	Hector Palacios Vazquez			Mazda MX5 ND1				
10		2:03.146 P	43.012	37.347	42.787	201.8	17:19:43.754	D4			ESCUDERIA FARAON				
40			RENAULT CLIO CUP IV				D3			MOTOR CLUB SABADELL					
Jose Palomar Maroto															
Vta	D	Tiempo	Sector 1	Sector 2	Sector 3	T. Spd	Elapsed	Vta	D	Tiempo	Sector 1	Sector 2	Sector 3	T. Spd	Elapsed
1		16:59:08.040	16:57:56.932	38.440	32.668	76.3	16:59:08.040	1		17:05:29.756	17:04:14.623	41.904	33.229	102.6	17:05:29.756
2		<b>1:51.217</b>	42.722	37.212	<b>31.283</b>	200.3	17:00:59.257	2		1:54.808	44.213	38.199	32.396	184.3	17:07:24.564
3		1:51.227	42.857	<b>37.066</b>	31.304	202.2	17:02:50.484	3		<b>1:53.602</b>	<b>43.698</b>	<b>38.102</b>	<b>31.802</b>	196.7	17:09:18.166
4		2:08.543 P	<b>42.707</b>	42.830	43.006	204.5	17:04:59.027	4		2:32.336 P	52.095	49.377	50.864	183.0	17:11:50.502
41			RENAULT CLIO CUP V				GT			PORSCHÉ 992 CUP					
Alejandro Iribas Estrada			ESCUDERIA FARAON				D4			MOTOR CLUB SABADELL					
Vta	D	Tiempo	Sector 1	Sector 2	Sector 3	T. Spd	Elapsed	Vta	D	Tiempo	Sector 1	Sector 2	Sector 3	T. Spd	Elapsed
1		16:59:28.491	16:58:17.903	38.750	31.838	101.5	16:59:28.491	1		17:01:28.136	17:00:15.339	41.545	31.252	91.6	17:01:28.136
2		1:53.502	43.379	38.116	32.007	197.0	17:01:21.993	2		1:53.207	44.824		2:24.459	220.8	17:03:21.343
3		<b>1:52.474</b>	43.135	<b>37.604</b>	31.735	197.4	17:03:14.467	3		1:59.017	42.846		4:23.476		17:05:20.360
4		1:52.880	43.590	37.613	<b>31.677</b>	197.4	17:05:07.347	4		1:36.068	37.158		5:59.544	236.8	17:06:56.428
5		2:05.325	45.760	46.261	33.304	197.8	17:07:12.672	5		1:39.650	37.213		7:39.194	236.3	17:08:36.078
6		1:52.510	<b>43.046</b>	37.659	31.805	196.3	17:09:05.182	6		1:39.771	37.117	<b>33.025</b>	<b>29.629</b>	241.0	17:10:15.849
7		2:22.586 P	52.397	46.682	43.507	135.8	17:11:27.768	7		<b>1:35.130</b>	<b>36.953</b>		2:04.759	241.0	17:11:50.979
112							GT								
Pedro M. Lourinho Bras			PORSCHÉ 992 CUP				Miguel Gomez Guillen			ESCUDERIA FARAON					
Vta	D	Tiempo	Sector 1	Sector 2	Sector 3	T. Spd	Elapsed	Vta	D	Tiempo	Sector 1	Sector 2	Sector 3	T. Spd	Elapsed
1		17:02:57.057	17:01:53.268	<b>33.986</b>	<b>29.803</b>	85.1	17:02:57.057	1		17:02:57.057	17:01:53.268	<b>33.986</b>	<b>29.803</b>	85.1	17:02:57.057
2		<b>1:40.205</b>	<b>38.803</b>		2:10.008	234.2	17:04:37.262	2		<b>1:40.205</b>	<b>38.803</b>		2:10.008	234.2	17:04:37.262
3		2:08.933 P	42.192	35.708	51.033	228.8	17:06:46.195	3		2:08.933 P	42.192	35.708	51.033	228.8	17:06:46.195
4			2:20.992	37.561		97.3		4			2:20.992	37.561		97.3	





# Circuito de Madrid Jarama - RACE

CER

Cronometrados 2

Tiempos Por Vuelta



<b>113</b>	Joan Vinyes Dabad	PORSCHE 992 CUP	<b>165</b>	Pere Marques Vancells	LIGIER JS2R										
GT	Jaume Font Casas	BAPORO MOTORSPORT	CLASE 1	Jose A. Gomez Gutierrez	VELOSO MOTORSPORT										
Vta	D	Tiempo	Sector 1	Sector 2	Sector 3	T. Spd	Elapsed	Vta	D	Tiempo	Sector 1	Sector 2	Sector 3	T. Spd	Elapsed
1		17:03:54.251	17:02:51.633	33.588	29.030	93.4	17:03:54.251	1		16:59:59.557	16:58:53.329	35.761	30.467	102.9	16:59:59.557
2		1:36.343	37.406	31.462	27.475	246.5	17:05:30.594	2		1:43.731	39.348	35.101	29.282	223.6	17:01:43.288
3		1:35.022	<b>36.893</b>	31.365	26.764	251.1	17:07:05.616	3		1:44.140	<b>39.163</b>	36.121	<b>28.856</b>	228.8	17:03:27.428
4		<b>1:34.490</b>	36.915	<b>30.853</b>	<b>26.722</b>	248.8	17:08:40.106	4		<b>1:42.340</b>	39.305	<b>34.092</b>	28.943	227.8	17:05:09.768
5		1:53.642 P	40.919	34.259	38.464	250.5	17:10:33.748	5		1:54.287 P	40.199	34.677	39.411	223.1	17:07:04.055

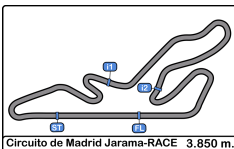
<b>118</b>	Alvaro Fontes Blanco	FERRARI 488 Challenge EVO	<b>191</b>	Jean-Roch Piat	PORSCHE 991.1 GT3 CUP										
GT	Pedro M. Silvero Castilla	ESCUDERIA FARAON	GT		VELOSO MOTORSPORT										
Vta	D	Tiempo	Sector 1	Sector 2	Sector 3	T. Spd	Elapsed	Vta	D	Tiempo	Sector 1	Sector 2	Sector 3	T. Spd	Elapsed
1		16:59:44.681	16:58:37.080	37.288	30.313	108.0	16:59:44.681	1		16:59:33.894	16:58:29.058	35.703	29.133	111.3	16:59:33.894
2		1:46.903	40.427	36.475	30.001	237.3	17:01:31.584	2		1:42.362	39.690	34.005	28.667	242.6	17:01:16.256
3		<b>1:43.707</b>	<b>39.560</b>	<b>34.770</b>	29.377	246.0	17:03:15.291	3		1:41.231	38.988	33.465	28.778	237.8	17:02:57.487
4		1:45.062	40.662	35.083	<b>29.317</b>	238.4	17:05:00.353	4		<b>1:40.643</b>	<b>38.902</b>	<b>33.461</b>	<b>28.280</b>	235.2	17:04:38.130
5		1:45.873	40.783	35.527	29.563	231.7	17:06:46.226	5		1:44.129	39.608	34.567	29.954	234.2	17:06:22.259
6		1:46.585	40.656	35.781	30.148	231.7	17:08:32.811	6		1:41.834	39.137	33.557	29.140	236.3	17:08:04.093
7		2:13.594 P	43.982	42.847	46.765	202.2	17:10:46.405	7		2:48.952 P	39.198	34.089	1:35.665	239.4	17:10:53.045

<b>122</b>	Alejandro Barambio Perea	PORCHE 992 CUP	<b>415</b>	Jeremy Faligand	PORSCHE 992 CUP										
GT	Borja Garcia Menendez	ALEJANDRO BARAMBIO PEREA	GT	Victor Bernier	FALIGAND JEREMY										
Vta	D	Tiempo	Sector 1	Sector 2	Sector 3	T. Spd	Elapsed	Vta	D	Tiempo	Sector 1	Sector 2	Sector 3	T. Spd	Elapsed
1		16:59:22.919	16:58:22.713	32.651	27.555	97.2	16:59:22.919	1		16:58:59.913	16:57:53.607	36.726	29.580	72.2	16:58:59.913
2		1:35.803	36.642	31.833	27.328	246.5	17:00:58.722	2		1:34.283	36.726	31.183	<b>26.374</b>	246.5	17:00:34.196
3		1:33.888	36.856	30.811	<b>26.221</b>	243.7	17:02:32.610	3		1:52.187	40.113	40.627	31.447	251.1	17:02:26.383
4		<b>1:33.198</b>	<b>36.172</b>	30.572	26.454	249.4	17:04:05.808	4		<b>1:33.667</b>	36.345	<b>30.863</b>	26.459	245.4	17:04:00.050
5		1:53.842	40.791	45.518	27.533	227.8	17:05:59.650	5		1:47.871 P	<b>36.095</b>	36.931	34.845	254.1	17:05:47.921
6		1:48.557	43.899	37.137	27.521	242.6	17:07:48.207								
7		1:54.670 P	36.832	<b>30.562</b>	47.276	250.5	17:09:42.877								

<b>123</b>	Agustin Sanabria Crespo	RENAULT RS01					
GT		ESCUDERIA FARAON					
Vta	D	Tiempo	Sector 1	Sector 2	Sector 3	T. Spd	Elapsed
1		17:00:11.339	16:59:00.588	36.643	34.108	99.6	17:00:11.339
2		1:35.444	37.269	31.139	27.036	240.0	17:01:46.783
3		1:35.242	<b>36.600</b>	31.958	26.684	245.4	17:03:22.025
4		2:36.499	49.887	58.419	48.193	244.3	17:05:58.524
5		1:34.733	37.057	31.002	26.674	239.4	17:07:33.257
6		<b>1:34.314</b>	36.904	<b>30.861</b>	<b>26.549</b>	242.6	17:09:07.571
7		1:35.309	36.802	31.036	27.471	242.1	17:10:42.880
8		1:55.961	45.090	40.119	30.752	178.2	17:12:38.841
9		1:35.677	37.506	31.389	26.782	240.5	17:14:14.518
10		1:34.413	36.856	30.880	26.677	242.1	17:15:48.931
11		2:09.502 P	44.261	40.366	44.875	185.2	17:17:58.433

<b>125</b>	Jordi Fuset Sala	Porsche 718 GT4 RS Clubsport					
CLASE 1	Lorenzo Mendieta Sola	MOTOR CLUB SABADELL					
Vta	D	Tiempo	Sector 1	Sector 2	Sector 3	T. Spd	Elapsed
1		16:59:46.637	16:58:44.146	33.700	28.791	108.6	16:59:46.637
2		1:42.437	38.825	34.966	28.646	238.4	17:01:29.074
3		1:40.440	<b>38.650</b>	33.531	<b>28.259</b>	237.3	17:03:09.514
4		1:40.162	38.860	32.807	28.495	237.8	17:04:49.676
5		1:51.012 P	38.931	34.367	37.714	230.2	17:06:40.688
6		3:10.495	2:04.493	37.312	28.690	111.2	17:09:51.183
7		<b>1:39.630</b>	38.785	<b>32.545</b>	28.300	238.4	17:11:30.813
8		2:04.961 P	44.084	42.577	38.300	186.8	17:13:35.774





# Circuito de Madrid Jarama - RACE

CER

## Cronometrados 2

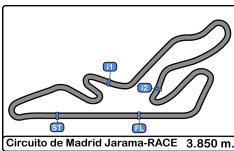
### Mejores Sectores



Circuito de Madrid Jarama-RACE 3.850 m.

Sector - 1			Sector - 2			Sector - 3			Vta. Ideal vs Vta. Mejor			
Clas	B. Piloto	Tiempo	B. Piloto	Tiempo	B. Piloto	Tiempo	Clas	B. Piloto	Vta. Ideal	Vta. Mejor	Clas	
1	<b>415</b> Faligand - Bernier	36.095	<b>122</b> Barambio - Garcia	30.562	<b>122</b> Barambio - Garcia	26.221	1	<b>122</b> Barambio - Garcia	<b>1:32.955</b>	<b>1:33.198</b>	1	
2	<b>122</b> Barambio - Garcia	36.172	<b>113</b> Vinyes - Font	30.853	<b>415</b> Faligand - Bernier	26.374	2	<b>415</b> Faligand - Bernier	<b>1:33.332</b>	<b>1:33.667</b>	2	
3	<b>123</b> Agustin Sanabria Crespo	36.600	<b>123</b> Agustin Sanabria Crespo	30.861	<b>123</b> Agustin Sanabria Crespo	26.549	3	<b>123</b> Agustin Sanabria Crespo	<b>1:34.010</b>	<b>1:34.314</b>	3	
4	<b>113</b> Vinyes - Font	36.893	<b>415</b> Faligand - Bernier	30.863	<b>113</b> Vinyes - Font	26.722	4	<b>113</b> Vinyes - Font	<b>1:34.468</b>	<b>1:34.490</b>	4	
5	<b>100</b> Pablo V. Bras Silvero	36.953	<b>125</b> Fuset - Mendieta	32.545	<b>125</b> Fuset - Mendieta	28.259	5	<b>125</b> Fuset - Mendieta	<b>1:39.454</b>	<b>1:39.630</b>	6	
6	<b>125</b> Fuset - Mendieta	38.650	<b>100</b> Pablo V. Bras Silvero	33.025	<b>191</b> Jean-Roch Piat	28.280	6	<b>100</b> Pablo V. Bras Silvero	<b>1:39.607</b>	<b>1:35.130</b>	5	
7	<b>112</b> Lourinho - Gomez	38.803	<b>191</b> Jean-Roch Piat	33.461	<b>165</b> Marques - Gomez	28.856	7	<b>191</b> Jean-Roch Piat	<b>1:40.643</b>	<b>1:40.643</b>	8	
8	<b>191</b> Jean-Roch Piat	38.902	<b>112</b> Lourinho - Gomez	33.986	<b>118</b> Fontes - Silvero	29.317	8	<b>165</b> Marques - Gomez	<b>1:42.111</b>	<b>1:42.340</b>	9	
9	<b>165</b> Marques - Gomez	39.163	<b>165</b> Marques - Gomez	34.092	<b>100</b> Pablo V. Bras Silvero	29.629	9	<b>112</b> Lourinho - Gomez	<b>1:42.592</b>	<b>1:40.205</b>	7	
10	<b>118</b> Fontes - Silvero	39.560	<b>15</b> Gorostiza - Chillida	34.764	<b>15</b> Gorostiza - Chillida	29.647	10	<b>118</b> Fontes - Silvero	<b>1:43.647</b>	<b>1:43.707</b>	10	
11	<b>81</b> Juan Carlos Arias	40.525	<b>118</b> Fontes - Silvero	34.770	<b>81</b> Juan Carlos Arias	29.660	11	<b>15</b> Gorostiza - Chillida	<b>1:45.049</b>	<b>1:45.214</b>	11	
12	<b>15</b> Gorostiza - Chillida	40.638	<b>81</b> Juan Carlos Arias	35.419	<b>112</b> Lourinho - Gomez	29.803	12	<b>81</b> Juan Carlos Arias	<b>1:45.604</b>	<b>1:45.604</b>	12	
13	<b>56</b> Javier Cicuendez Gallego	41.958	<b>56</b> Javier Cicuendez Gallego	36.792	<b>56</b> Javier Cicuendez Gallego	30.894	13	<b>56</b> Javier Cicuendez Gallego	<b>1:49.644</b>	<b>1:49.644</b>	13	
14	<b>18</b> Lopez - Rodriguez	42.644	<b>18</b> Lopez - Rodriguez	36.792	<b>60</b> Josep Borrell Daniel	31.081	14	<b>18</b> Lopez - Rodriguez	<b>1:50.586</b>	<b>1:50.849</b>	14	
15	<b>40</b> Jose Palomar Maroto	42.707	<b>40</b> Jose Palomar Maroto	37.066	<b>18</b> Lopez - Rodriguez	31.150	15	<b>60</b> Josep Borrell Daniel	<b>1:50.924</b>	<b>1:50.924</b>	15	
16	<b>60</b> Josep Borrell Daniel	42.731	<b>9</b> Albors - Lopez	37.110	<b>40</b> Jose Palomar Maroto	31.283	16	<b>40</b> Jose Palomar Maroto	<b>1:51.056</b>	<b>1:51.217</b>	16	
17	<b>9</b> Albors - Lopez	42.878	<b>60</b> Josep Borrell Daniel	37.112	<b>9</b> Albors - Lopez	31.627	17	<b>9</b> Albors - Lopez	<b>1:51.615</b>	<b>1:51.617</b>	17	
18	<b>41</b> Alejandro Iribas Estrada	43.046	<b>41</b> Alejandro Iribas Estrada	37.604	<b>41</b> Alejandro Iribas Estrada	31.677	18	<b>41</b> Alejandro Iribas Estrada	<b>1:52.327</b>	<b>1:52.474</b>	18	
19	<b>82</b> Hector Palacios Vazquez	43.698	<b>82</b> Hector Palacios Vazquez	38.102	<b>82</b> Hector Palacios Vazquez	31.802	19	<b>82</b> Hector Palacios Vazquez	<b>1:53.602</b>	<b>1:53.602</b>	19	





# Circuito de Madrid Jarama - RACE

CER

Cronometrados 2

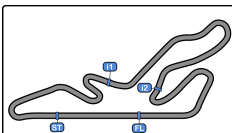
5 Mejores Tiempos



Circuito de Madrid Jarama-RACE 3.850 m.

Cl	B.	Equipo/Concursante	Piloto 1	Piloto 2	Vehiculo	Cat	Cl	Mejor 1		Mejor 2		Mejor 3		Mejor 4		Mejor 5	
								Tiempo	Vta	Tiempo	Vta	Tiempo	Vta	Tiempo	Vta	Tiempo	Vta
1	122	ALEJANDRO BARAMBIO PERE	Alejandro Barambio Perea	Borja Garcia Menendez	PORCHE 992 CUP	GT	1	<b>1:33.198</b>	4	1:33.888	3	1:35.803	2	1:48.557	6	1:53.842	5
2	415	FALIGAND JEREMY	Jeremy Faligand	Victor Bernier	PORSCHE 992 CUP	GT	2	<b>1:33.667</b>	4	1:34.283	2	1:47.871	5	1:52.187	3		
3	123	ESCUADERIA FARAON	Agustin Sanabria Crespo		RENAULT RS01	GT	3	<b>1:34.314</b>	6	1:34.413	10	1:34.733	5	1:35.242	3	1:35.309	7
4	113	BAPORO MOTORSPORT	Joan Vinyes Dabad	Jaume Font Casas	PORSCHE 992 CUP	GT	4	<b>1:34.490</b>	4	1:35.022	3	1:36.343	2	1:53.642	5		
5	100	ESCUADERIA FARAON	Pablo V. Bras Silvero		PORSCHE 992 CUP	GT	5	<b>1:35.130</b>	7	1:36.068	4	1:39.650	5	1:39.771	6	1:53.207	2
6	125	MOTOR CLUB SABADELL	Jordi Fuset Sala	Lorenzo Mendieta Sola	Porsche 718 GT4 RS Clubsport	CLASE 1	1	<b>1:39.630</b>	7	1:40.162	4	1:40.440	3	1:42.437	2	1:51.012	5
7	112	ESCUADERIA FARAON	Pedro M. Lourinho Bras	Miguel Gomez Guillen	PORSCHE 992 CUP	GT	6	<b>1:40.205</b>	2	2:08.933	3						
8	191	VELOSO MOTORSPORT	Jean-Roch Piat	JF	PORSCHE 991.1 GT3 CUP	GT	7	<b>1:40.643</b>	4	1:41.231	3	1:41.834	6	1:42.362	2	1:44.129	5
9	165	OUOWOUCASOUUW-CE	Pere Marques Vancells	Jose A. Gomez Gutierrez	LIGIER JS2R	CLASE 1	2	<b>1:42.340</b>	4	1:43.731	2	1:44.140	3	1:54.287	5		
10	118	ESCUADERIA FARAON	Alvaro Fontes Blanco	Pedro M. Silvero Castilla	FERRARI 488 Challenge EVO	GT	8	<b>1:43.707</b>	3	1:45.062	4	1:45.873	5	1:46.585	6	1:46.903	2
11	15	LURAUTO K.K.	Asier Gorostiza Telleria	JF Luis Chillida Belzunce	JF BMW M2 CS RACING	CLASE 2	1	<b>1:45.214</b>	3	1:45.420	4	1:46.045	5	1:51.649	2	2:06.034	6
12	81	SKUALO COMPETICION	Juan Carlos Arias		GINETTA G50 GT4	CLASE 2	2	<b>1:45.604</b>	5	1:47.317	4	1:49.209	3	1:49.234	2	1:51.915	6
13	56	MOTOR CLUB SABADELL	Javier Cicuendez Gallego		RENAULT CLIO CUP IV	D3	1	<b>1:49.644</b>	4	1:50.139	3	1:50.423	2	1:52.550	7	1:52.808	5
14	18	C.D.PLEMAR SPORT	Jose Luis Lopez Valdivielso	JF Alvaro Rodriguez Sastre	RENAULT CLIO CUP IV	D3	2	<b>1:50.849</b>	4	1:50.966	7	1:50.989	3	1:51.025	6	1:51.321	2
15	60	MOTOR CLUB SABADELL	Josep Borrell Daniel		RENAULT CLIO CUP IV	D3	3	<b>1:50.924</b>	4	1:51.754	3	1:52.428	2	2:17.712	5		
16	40	MOTOR CLUB SABADELL	Jose Palomar Maroto		RENAULT CLIO CUP IV	D3	4	<b>1:51.217</b>	2	1:51.227	3	2:08.543	4				
17	9	BALBOR MOTORSPORT C.A.	Jose Luis Albors Aleixandre	German Lopez Balboa	RENAULT CLIO CUP IV	D3	5	<b>1:51.617</b>	3	1:51.908	4	2:04.757	2	2:07.992	6	2:15.434	7
18	41	OUOWOUCASOUUW-CE	Alejandro Iribas Estrada	JR	RENAULT CLIO CUP V	D4	1	<b>1:52.474</b>	3	1:52.510	6	1:52.880	4	1:53.502	2	2:05.325	5
19	82	WUT 3 XASWASOCEVO	Hector Palacios Vazquez	JF	Mazda MX5 ND1	D4	2	<b>1:53.602</b>	3	1:54.808	2	2:32.336	4				





# Circuito de Madrid Jarama - RACE

CER

## Cronometrados 2

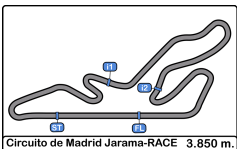
### 5 Mejores Velocidades

Circuito de Madrid Jarama-RACE 3.850 m.



Cl	B.	Equipo/Concursante	Piloto 1	Piloto 2	Vehiculo	Cat	Cl	Top 1		Top 2		Top 3		Top 4		Top 5		Avg
								Km/h	Vta	Km/h	Vta	Km/h	Vta	Km/h	Vta	Km/h	Vta	
1	415	FALIGAND JEREMY	Jeremy Faligand	Victor Bernier	PORSCHE 992 CUP	GT	1	254.1	5	251.1	3	246.5	2	245.4	4	72.2	1	213.9
2	113	BAPORO MOTORSPORT	Joan Vinyes Dabad	Jaume Font Casas	PORSCHE 992 CUP	GT	2	251.1	3	250.5	5	248.8	4	246.5	2	93.4	1	218.1
3	122	ALEJANDRO BARAMBIO PERE	Alejandro Barambio Perea	Borja Garcia Menendez	PORSCHE 992 CUP	GT	3	250.5	7	249.4	4	246.5	2	243.7	3	242.6	6	246.6
4	118	ESCUADERIA FARAON	Alvaro Fontes Blanco	Pedro M. Silvero Castilla	FERRARI 488 Challenge EVO	GT	4	246.0	3	238.4	4	237.3	2	231.7	5	231.7	6	237.0
5	123	ESCUADERIA FARAON	Agustin Sanabria Crespo		RENAULT RS01	GT	5	245.4	3	244.3	4	242.6	6	242.1	7	242.1	10	243.3
6	191	VELOSO MOTORSPORT	Jean-Roch Piat	JF	PORSCHE 991.1 GT3 CUP	GT	6	242.6	2	239.4	7	237.8	3	236.3	6	235.2	4	238.3
7	100	ESCUADERIA FARAON	Pablo V. Bras Silvero		PORSCHE 992 CUP	GT	7	241.0	6	241.0	7	236.8	4	236.8	8	236.3	5	238.4
8	125	MOTOR CLUB SABADELL	Jordi Fuset Sala	Lorenzo Mendieta Sola	Porsche 718 GT4 RS Clubsport	CLASE 1	1	238.4	2	238.4	7	237.8	4	237.3	3	230.2	5	236.4
9	15	LURAUTO K.K.	Asier Gorostiza Telleria	JF Luis Chillida Belzunce	JF BMW M2 CS RACING	CLASE 2	1	235.8	2	232.7	5	229.7	3	225.0	4	218.1	7	228.3
10	112	ESCUADERIA FARAON	Pedro M. Lourinho Bras	Miguel Gomez Guillen	PORSCHE 992 CUP	GT	8	234.2	2	228.8	3	97.3	4	91.6	1	85.1	1	147.4
11	165	OUUWOUUOUEOUUW-CE	Pere Marques Vancells	Jose A. Gomez Gutierrez	LIGIER JS2R	CLASE 1	2	228.8	3	227.8	4	223.6	2	223.1	5	102.9	1	201.2
12	81	SKUALO COMPETICION	Juan Carlos Arias		GINETTA G50 GT4	CLASE 2	2	223.6	5	221.3	6	219.5	4	211.3	3	210.9	7	217.3
13	56	MOTOR CLUB SABADELL	Javier Cicuendez Gallego		RENAULT CLIO CUP IV	D3	1	206.1	4	205.7	6	205.3	5	204.9	7	204.5	3	205.3
14	60	MOTOR CLUB SABADELL	Josep Borrell Daniel		RENAULT CLIO CUP IV	D3	2	206.1	4	204.9	3	202.6	2	162.4	5	97.5	1	174.7
15	18	C.D.PLEMAR SPORT	Jose Luis Lopez Valdivielso	JF Alvaro Rodriguez Sastre	RENAULT CLIO CUP IV	D3	3	204.5	3	203.7	4	203.7	5	203.3	2	202.6	6	203.6
16	40	MOTOR CLUB SABADELL	Jose Palomar Maroto		RENAULT CLIO CUP IV	D3	4	204.5	4	202.2	3	200.3	2	76.3	1			170.8
17	9	BALBOR MOTORSPORT C.A.	Jose Luis Albors Aleixandre	German Lopez Balboa	RENAULT CLIO CUP IV	D3	5	202.2	3	201.1	4	200.3	7	190.8	2	183.6	5	195.6
18	41	OUUWOUUOUEOUUW-CE	Alejandro Iribas Estrada	JR	RENAULT CLIO CUP V	D4	1	197.8	5	197.4	3	197.4	4	197.0	2	196.3	6	197.2
19	82	EWUT 3 XASWASOCEVO	Hector Palacios Vazquez	JF	Mazda MX5 ND1	D4	2	196.7	3	184.3	2	183.0	4	102.6	1			166.6





# Circuito de Madrid Jarama - RACE

CER

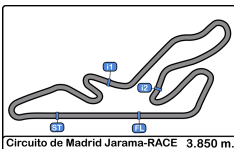
## Cronometrados 2

GYW YbWUJi YHJg FzdjXUg



Vta	<cfU8 1J	HjYa dc'GYgJ0b	B. Equipo/Concursante	Piloto 1	Piloto 2	Vehiculo	Cat	Tiempo	Km/h
2	17:00:34.196	3:34.196	415 FALIGAND JEREMY	Jeremy Faligand	Victor Bernier	PORSCHE 992 CUP	GT	1:34.283	147.0
3	17:02:32.610	5:32.610	122 ALEJANDRO BARAMBIO PEREA	Alejandro Barambio Perea	Borja Garcia Menendez	PORCHE 992 CUP	GT	1:33.888	147.6
4	17:04:00.050	7:00.050	415 FALIGAND JEREMY	Jeremy Faligand	Victor Bernier	PORSCHE 992 CUP	GT	1:33.667	147.9
4	17:04:05.808	7:05.808	122 ALEJANDRO BARAMBIO PEREA	Alejandro Barambio Perea	Borja Garcia Menendez	PORCHE 992 CUP	GT	1:33.198	148.7





# Circuito de Madrid Jarama - RACE

CER

## Cronometrados 2

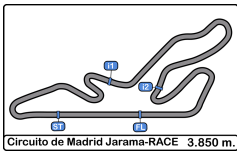


A Ycf Azi ja UJYcWUXXY'9j Ybrc

B.	Equipo/Concursante	Piloto 1	Piloto 2	Vehiculo	Cat	Km/h	GYGJOb	
113	BAPORO MOTORSPORT	Joan Vinyes Dabad	Jaume Font Casas	PORSCHE 992 CUP	GT	254.1	Entrenamiento Libre	
415	FALIGAND JEREMY	Jeremy Faligand	Victor Bernier	PORSCHE 992 CUP	GT	254.1	Cronometrados 2	
118	ESCUADERIA FARAON	Alvaro Fontes Blanco	Pedro M. Silvero Castilla	FERRARI 488 Challenge EVO	GT	253.5	Cronometrados 1	
122	ALEJANDRO BARAMBIO PEREA	Alejandro Barambio Perea	Borja Garcia Menendez	PORCHE 992 CUP	GT	252.9	Cronometrados 1	
123	ESCUADERIA FARAON	Agustin Sanabria Crespo		RENAULT RS01	GT	247.7	Entrenamiento Libre	
100	ESCUADERIA FARAON	Pablo V. Bras Silvero		PORSCHE 992 CUP	GT	244.3	Entrenamiento Libre	
191	VELOSO MOTORSPORT	Jean-Roch Piat	JF	PORSCHE 991.1 GT3 CUP	GT	243.2	Cronometrados 1	
112	ESCUADERIA FARAON	Pedro M. Lourinho Bras	Miguel Gomez Guillen	PORSCHE 992 CUP	GT	241.6	Entrenamiento Libre	
125	MOTOR CLUB SABADELL	Jordi Fuset Sala	Lorenzo Mendieta Sola	Porsche 718 GT4 RS Clubsport	CLASE 1	240.5	Entrenamiento Libre	
15	LURAUTO K.K.	Asier Gorostiza Telleria	JF	Luis Chillida Belzunce	JF	235.8	Cronometrados 2	
165	0UOW0006SC70UW-CE	Pere Marques Vancells	Jose A. Gomez Gutierrez	LIGIER JS2R	CLASE 1	230.2	Entrenamiento Libre	
81	SKUALO COMPETICION	Juan Carlos Arias		GINETTA G50 GT4	CLASE 2	223.6	Cronometrados 2	
56	MOTOR CLUB SABADELL	Javier Cicuendez Gallego		RENAULT CLIO CUP IV	D3	207.6	Entrenamiento Libre	
60	MOTOR CLUB SABADELL	Josep Borrell Daniel		RENAULT CLIO CUP IV	D3	206.1	Cronometrados 2	
82	WUT 3 XCSWOCSO0PVO	Hector Palacios Vazquez	JF	Mazda MX5 ND1	D4	205.7	Entrenamiento Libre	
9	BALBOR MOTORSPORT C.A.	Jose Luis Albors Aleixandre	German Lopez Balboa	RENAULT CLIO CUP IV	D3	204.5	Entrenamiento Libre	
40	MOTOR CLUB SABADELL	Jose Palomar Maroto		RENAULT CLIO CUP IV	D3	204.5	Entrenamiento Libre	
18	C.D.PLEMAR SPORT	Jose Luis Lopez Valdivielso	JF	Alvaro Rodriguez Sastre	RENAULT CLIO CUP IV	D3	204.5	Cronometrados 2
41	0UOW0006SC70UW-CE	Alejandro Iribas Estrada	JR	RENAULT CLIO CUP V	D4	201.8	Entrenamiento Libre	







# Circuito de Madrid Jarama - RACI

CER



## Cronometrados 2

### Tiempos Parada en Pit

**18** Jose Luis Lopez Valdivielso RENAULT CLIO CUP IV

D3 Alvaro Rodriguez Sastre C.D.PLEMAR SPORT

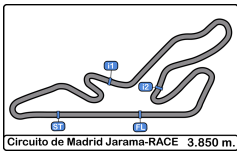
B.	<cfU81J	Tiempo	Tiempo Salida	Tiempo Box	T. Box Total	Handicap	Diff.
1	17:13:27.228	17:13:27.228	17:15:49.488	2:22.260	2:22.260		

**125** Jordi Fuset Sala Porsche 718 GT4 RS Clubsport

CLASE 1 Lorenzo Mendieta Sola MOTOR CLUB SABADELL

B.	<cfU81J	Tiempo	Tiempo Salida	Tiempo Box	T. Box Total	Handicap	Diff.
1	17:06:37.716	17:06:37.716	17:08:03.674	1:25.958	1:25.958		



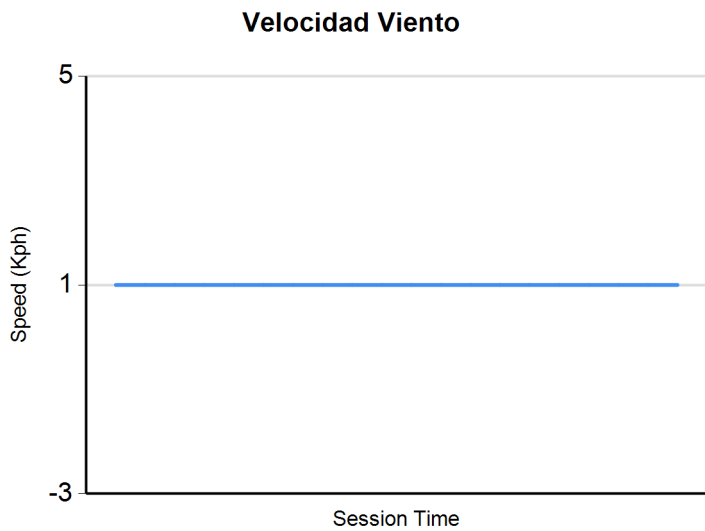
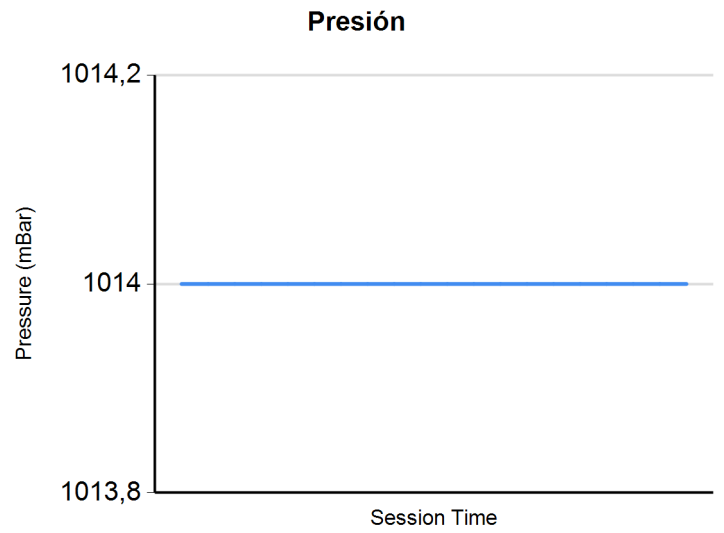
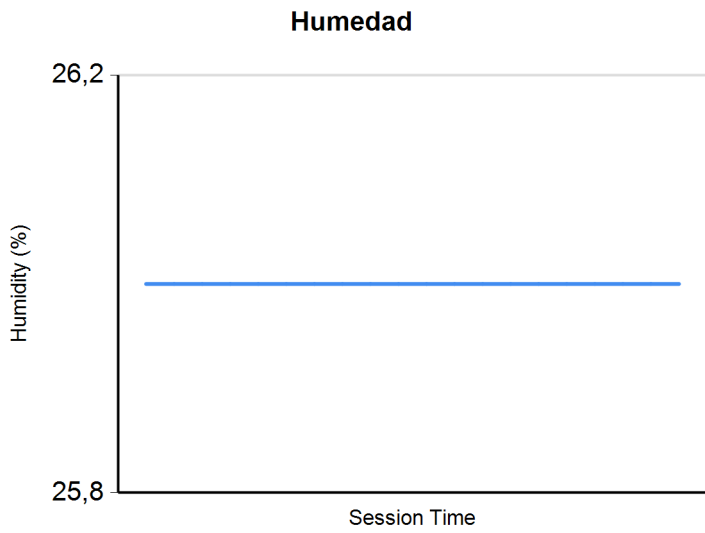
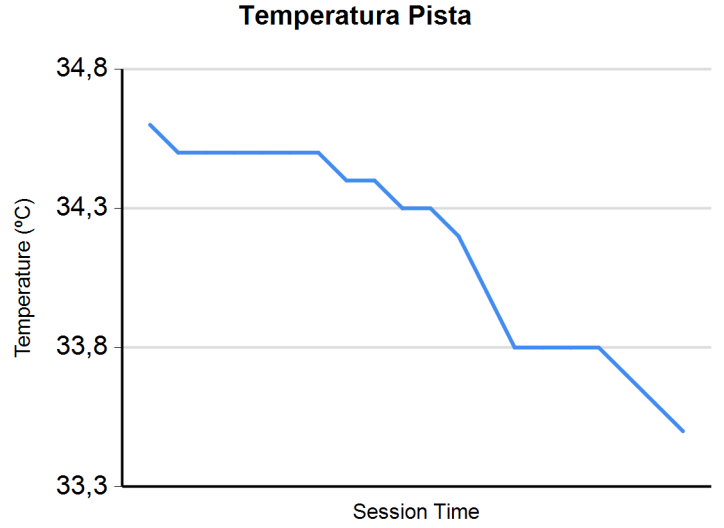
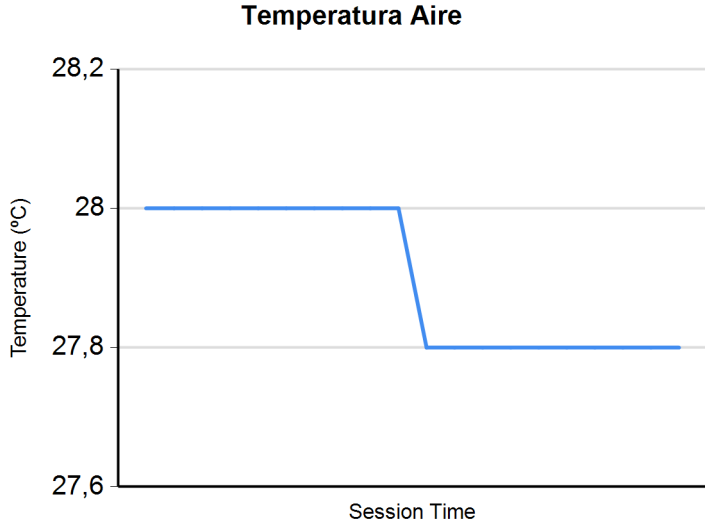


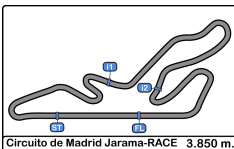
Circuito de Madrid Jarama - RACE

CER

Cronometrados 2

abzfa Y A YHcfc`OE JVt





# Circuito de Madrid Jarama - RACE

CER

## Cronometrados 2

### Resultados Finales



Cls	B.	Equipo/Concursante	Piloto 1	Piloto 2	Vehiculo	Cat	Cls	Vtas.	Mejor	Tiempo	Δ%	Interval	Km/h		
1	122	ALEJANDRO BARAMBIO PEREA	Alejandro Barambio Perea	Borja Garcia Menendez	PORCHE 992 CUP	GT	1	7	4	1:33.198			148.7		
2	415	FALIGAND JEREMY	Jeremy Faligand	Victor Bernier	PORSCHE 992 CUP	GT	2	5	4	1:33.667	0.469	0.469	147.9		
3	123	ESCUADERIA FARAON	Agustin Sanabria Crespo	Agustin Sanabria Crespo	RENAULT RS01	GT	3	11	6	1:34.314	1.116	0.647	146.9		
4	113	BAPORO MOTORSPORT	Joan Vinyes Dabad	Jaume Font Casas	PORSCHE 992 CUP	GT	4	5	4	1:34.490	1.292	0.176	146.6		
5	100	ESCUADERIA FARAON	Pablo V. Bras Silvero		PORSCHE 992 CUP	GT	5	7	7	1:35.130	1.932	0.640	145.6		
6	125	MOTOR CLUB SABADELL	Jordi Fuset Sala	Lorenzo Mendieta Sola	Porsche 718 GT4 RS Clubsport	CLASE 1	1	8	7	1:39.630	6.432	4.500	139.1		
7	112	ESCUADERIA FARAON	Pedro M. Lourinho Bras	Miguel Gomez Guillen	PORSCHE 992 CUP	GT	6	3	2	1:40.205	7.007	0.575	138.3		
8	191	VELOSO MOTORSPORT	Jean-Roch Piat	JF	PORSCHE 991.1 GT3 CUP	GT	7	7	4	1:40.643	7.445	0.438	137.7		
9	165	ESCUADERIA FARAON	Pere Marques Vancells	Jose A. Gomez Gutierrez	LIGIER JS2R	CLASE 1	2	5	4	1:42.340	9.142	1.697	135.4		
10	118	ESCUADERIA FARAON	Alvaro Fontes Blanco	Pedro M. Silvero Castilla	FERRARI 488 Challenge EVO	GT	8	7	3	1:43.707	10.509	1.367	133.6		
11	15	LURAUTO K.K.	Asier Gorostiza Telleria	JF	Luis Chillida Belzunce	JF	BMW M2 CS RACING	CLASE 2	1	7	3	1:45.214	12.016	1.507	131.7
12	81	SKUALO COMPETICION	Juan Carlos Arias		GINETTA G50 GT4	CLASE 2	2	7	5	1:45.604	12.406	0.390	131.2		
13	56	MOTOR CLUB SABADELL	Javier Cicuendez Gallego		RENAULT CLIO CUP IV	D3	1	8	4	1:49.644	16.446	4.040	126.4		
14	18	C.D.PLEMAR SPORT	Jose Luis Lopez Valdivielso	JF	Alvaro Rodriguez Sastre	RENAULT CLIO CUP IV	D3	2	10	4	1:50.849	17.651	1.205	125.0	
15	60	MOTOR CLUB SABADELL	Josep Borrell Daniel		RENAULT CLIO CUP IV	D3	3	5	4	1:50.924	17.726	0.075	124.9		
16	40	MOTOR CLUB SABADELL	Jose Palomar Maroto		RENAULT CLIO CUP IV	D3	4	4	2	1:51.217	18.019	0.293	124.6		
17	9	BALBOR MOTORSPORT C.A.	Jose Luis Albors Aleixandre	JF	German Lopez Balboa	RENAULT CLIO CUP IV	D3	5	7	3	1:51.617	18.419	0.400	124.1	
18	41	ESCUADERIA FARAON	Alejandro Iribas Estrada	JR	RENAULT CLIO CUP V	D4	1	7	3	1:52.474	19.276	0.857	123.2		
19	82	WUT 3 X RACING	Hector Palacios Vazquez	JF	Mazda MX5 ND1	D4	2	4	3	1:53.602	20.404	1.128	122.0		

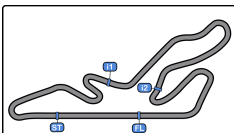
Publicado a las:.....

Temp Pista: 17°C Temp Aire: 17°C Humedad: 26% Estado Pista: SECA

Comisarios Deportivos:

Cronometrador:





# Circuito de Madrid Jarama - RACE

CER

Carrera (2H+1V)

## Resultados Provisionales



Cls	Nº	Equipo/Concursante	Piloto 1	Piloto 2	Vehiculo	Cat	Cl	Vtas.	Tiempo	Dif 1º	Interval	Km/h	Mejor	Tiempo	Km/h
1	113	BAPORO MOTORSPORT	Joan Vinyes Dabad	Jaume Font Casas	PORSCHE 992 CUP	GT	1	68	<b>2:02:22.186</b>			128.3	3	1:35.193	145.5
2	122	ALEJANDRO BARAMBIO PERE	Alejandro Barambio Perea	Borja Garcia Menendez	PORCHE 992 CUP	GT	2	68	<b>2:02:36.056</b>	13.870	13.870	128.1	49	1:35.934	144.4
3	125	MOTOR CLUB SABADELL	Jordi Fuset Sala	Lorenzo Mendieta Sola	Porsche 718 GT4 RS Clubsport	CLASE 1	1	65	<b>2:02:44.366</b>	3 Vtas.	3 Vtas.	122.3	49	1:40.134	138.4
4	165	ESCUADERIA LA CORUÑA	Pere Marques Vancells	Jose A. Gomez Gutierrez	LIGIER JS2R	CLASE 1	2	65	<b>2:03:49.848</b>	3 Vtas.	1:05.482	121.2	7	1:41.122	137.0
5	415	FALIGAND JEREMY	Jeremy Faligand	Victor Bernier	PORSCHE 992 CUP	GT	3	64	<b>2:02:47.786</b>	4 Vtas.	1 Vta.	120.3	3	1:35.189	145.6
6	56	MOTOR CLUB SABADELL	Javier Ciuendez Gallego		RENAULT CLIO CUP IV	D3	1	62	<b>2:03:25.221</b>	6 Vtas.	2 Vtas.	116.0	41	1:50.304	125.6
7	18	C.D.PLEMAR SPORT	Jose Luis Lopez Valdivielso	JF Alvaro Rodriguez Sastre	RENAULT CLIO CUP IV	D3	2	61	<b>2:03:11.670</b>	7 Vtas.	1 Vta.	114.3	34	1:51.997	123.7
8	40	MOTOR CLUB SABADELL	Jose Palomar Maroto		RENAULT CLIO CUP IV	D3	3	61	<b>2:03:18.114</b>	7 Vtas.	6.444	114.2	41	1:50.406	125.5
9	60	MOTOR CLUB SABADELL	Josep Borrell Daniel		RENAULT CLIO CUP IV	D3	4	60	<b>2:02:56.952</b>	8 Vtas.	1 Vta.	112.7	41	1:50.701	125.2
10	82	AUTOMÓVIL CLUB ALICANTE	Hector Palacios Vazquez	JF	Mazda MX5 ND1	D4	1	60	<b>2:03:15.691</b>	8 Vtas.	18.739	112.4	47	1:50.376	125.5
11	41	ESCUADERIA LA CORUÑA	Alejandro Iribas Estrada	JR	RENAULT CLIO CUP V	D4	2	60	<b>2:03:26.996</b>	8 Vtas.	11.305	112.2	3	1:52.691	122.9
12	118	ESCUADERIA FARAON	Alvaro Fontes Blanco	Pedro M. Silvero Castilla	FERRARI 488 Challenge EVO	GT	4	51	<b>1:44:56.501</b>	17 Vtas.	9 Vtas.	112.2	6	1:37.242	142.5

Not classified: (Requirements: 75% of number laps of leader = 51 Laps)

100	ESCUADERIA FARAON	Pablo V. Bras Silvero			PORSCHE 992 CUP	GT	5	40	<b>1:16:59.453</b>	28 Vtas.	11 Vtas.	120.0	3	1:35.188	145.6
9	BALBOR MOTORSPORT C.A.	Jose Luis Albors Aleixandre	JF	German Lopez Balboa	RENAULT CLIO CUP IV	D3	5	36	<b>1:16:53.461</b>	32 Vtas.	4 Vtas.	108.1	27	1:53.328	122.2
81	SKUALO COMPETICION	Juan Carlos Arias			GINETTA G50 GT4	CLASE 2	1	29	<b>1:41:53.996</b>	39 Vtas.	7 Vtas.	65.7	23	1:47.378	129.0
15	LURAUTO K.K.	Asier Gorostiza Telleria	JF	Luis Chillida Belzunce	JF BMW M2 CS RACING	CLASE 2	2	27	<b>53:05.355</b>	41 Vtas.	2 Vtas.	117.4	9	1:48.318	127.9
123	ESCUADERIA FARAON	Agustin Sanabria Crespo		Françes Gutierrez	RENAULT RS01	GT	6	14	<b>22:51.830</b>	54 Vtas.	13 Vtas.	141.4	6	1:35.659	144.8
112	ESCUADERIA FARAON	Pedro M. Lourinho Bras		Miguel Gomez Guillen	PORSCHE 992 CUP	GT	7	8	<b>13:23.230</b>	60 Vtas.	6 Vtas.	138.0	3	1:38.398	140.8
191	VELOSO MOTORSPORT	Jean-Roch Piat	JF		PORSCHE 991.1 GT3 CUP	GT	8	8	<b>14:49.969</b>	60 Vtas.	1:26.739	124.5	2	1:45.045	131.9

Vta. Rápida Pablo V. Bras Silvero en 1:35.188 a 145.6 Km/h en la vta. 3

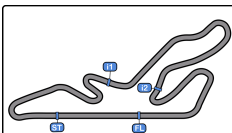
Publicado a las:.....

Temp Pista: 39.4 °C Temp Aire: 26.7 °C Humedad: 31 % Estado Pista: SECA

Director Carrera:

Cronometrador:





# Circuito de Madrid Jarama - RACE

CER

Carrera (2H+1V)

## Resultados Provisionales por Categoría



GT															
Cls	Nº	Equipo/Concursante	Piloto 1	Piloto 2	Vehiculo	Cat	Cl	Vtas.	Tiempo	Dif 1º	Interval	Km/h	Mejor	Tiempo	Km/h
1	113	BAPORO MOTORSPORT	Joan Vinyes Dabad		Jaume Font Casas	PORSCHE 992 CUP	GT	1	68	<b>2:02:22.186</b>		128.3	3	1:35.193	145.5
2	122	ALEJANDRO BARAMBIO PERE	Alejandro Barambio Perea		Borja Garcia Menendez	PORCHE 992 CUP	GT	2	68	<b>2:02:36.056</b>	13.870	128.1	49	1:35.934	144.4
3	415	FALIGAND JEREMY	Jeremy Faligand		Victor Bernier	PORSCHE 992 CUP	GT	3	64	<b>2:02:47.786</b>	4 Vtas.	120.3	3	1:35.189	145.6
4	118	ESCUADERIA FARAON	Alvaro Fontes Blanco		Pedro M. Silvero Castilla	FERRARI 488 Challenge EVO	GT	4	51	<b>1:44:56.501</b>	17 Vtas.	112.2	6	1:37.242	142.5

Not classified: (Requirements: 75% of number laps of leader = 51 Laps)

100	ESCUADERIA FARAON	Pablo V. Bras Silvero			PORSCHE 992 CUP	GT	5	40	<b>1:16:59.453</b>	28 Vtas.	11 Vtas.	120.0	3	1:35.188	145.6
123	ESCUADERIA FARAON	Agustin Sanabria Crespo		Frances Gutierrez	RENAULT RS01	GT	6	14	<b>22:51.830</b>	54 Vtas.	26 Vtas.	141.4	6	1:35.659	144.8
112	ESCUADERIA FARAON	Pedro M. Lourinho Bras		Miguel Gomez Guillen	PORSCHE 992 CUP	GT	7	8	<b>13:23.230</b>	60 Vtas.	6 Vtas.	138.0	3	1:38.398	140.8
191	VELOSO MOTORSPORT	Jean-Roch Piat	JF		PORSCHE 991.1 GT3 CUP	GT	8	8	<b>14:49.969</b>	60 Vtas.	1:26.739	124.5	2	1:45.045	131.9

CLASE 1															
Cls	Nº	Equipo/Concursante	Piloto 1	Piloto 2	Vehiculo	Cat	Cl	Vtas.	Tiempo	Dif 1º	Interval	Km/h	Mejor	Tiempo	Km/h
1	125	MOTOR CLUB SABADELL	Jordi Fuset Sala		Lorenzo Mendieta Sola	Porsche 718 GT4 RS Clubsport	CLASE 1	1	65	<b>2:02:44.366</b>		122.3	49	1:40.134	138.4
2	165	ESCUADERIA LA CORUÑA	Pere Marques Vancells		Jose A. Gomez Gutierrez	LIGIER JS2R	CLASE 1	2	65	<b>2:03:49.848</b>	1:05.482	121.2	7	1:41.122	137.0

D3															
Cls	Nº	Equipo/Concursante	Piloto 1	Piloto 2	Vehiculo	Cat	Cl	Vtas.	Tiempo	Dif 1º	Interval	Km/h	Mejor	Tiempo	Km/h
1	56	MOTOR CLUB SABADELL	Javier Cicuendez Gallego		RENAULT CLIO CUP IV	D3	1	62	<b>2:03:25.221</b>			116.0	41	1:50.304	125.6
2	18	C.D.PLEMAR SPORT	Jose Luis Lopez Valdivielso	JF	Alvaro Rodriguez Sastre	RENAULT CLIO CUP IV	D3	2	61	<b>2:03:11.670</b>	1 Vta.	114.3	34	1:51.997	123.7
3	40	MOTOR CLUB SABADELL	Jose Palomar Maroto		RENAULT CLIO CUP IV	D3	3	61	<b>2:03:18.114</b>	1 Vta.	6.444	114.2	41	1:50.406	125.5
4	60	MOTOR CLUB SABADELL	Josep Borrell Daniel		RENAULT CLIO CUP IV	D3	4	60	<b>2:02:56.952</b>	2 Vtas.	1 Vta.	112.7	41	1:50.701	125.2

Not classified: (Requirements: 75% of number laps of leader = 51 Laps)

9	BALBOR MOTORSPORT C.A.	Jose Luis Albors Aleixandre	JF	German Lopez Balboa	RENAULT CLIO CUP IV	D3	5	36	<b>1:16:53.461</b>	26 Vtas.	24 Vtas.	108.1	27	1:53.328	122.2
---	------------------------	-----------------------------	----	---------------------	---------------------	----	---	----	--------------------	----------	----------	-------	----	----------	-------

D4															
Cls	Nº	Equipo/Concursante	Piloto 1	Piloto 2	Vehiculo	Cat	Cl	Vtas.	Tiempo	Dif 1º	Interval	Km/h	Mejor	Tiempo	Km/h
1	82	AUTOMÓVIL CLUB ALICANTE	Hector Palacios Vazquez	JF	Mazda MX5 ND1	D4	1	60	<b>2:03:15.691</b>			112.4	47	1:50.376	125.5
2	41	ESCUADERIA LA CORUÑA	Alejandro Iribas Estrada	JR	RENAULT CLIO CUP V	D4	2	60	<b>2:03:26.996</b>	11.305	11.305	112.2	3	1:52.691	122.9

CLASE 2															
Cls	Nº	Equipo/Concursante	Piloto 1	Piloto 2	Vehiculo	Cat	Cl	Vtas.	Tiempo	Dif 1º	Interval	Km/h	Mejor	Tiempo	Km/h
Not classified: (Requirements: 75% of number laps of leader = 51 Laps)															

81	SKUALO COMPETICION	Juan Carlos Arias			GINETTA G50 GT4	CLASE 2	1	29	<b>1:41:53.996</b>			65.7	23	1:47.378	129.0
15	LURAUTO K.K.	Asier Gorostiza Telleria	JF	Luis Chillida Belzunce	BMW M2 CS RACING	CLASE 2	2	27	<b>53:05.355</b>	2 Vtas.	2 Vtas.	117.4	9	1:48.318	127.9

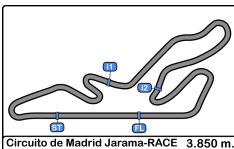
Publicado a las:.....

Temp Pista: **39.4 °C** Temp Aire: **26.7 °C** Humedad: **31 %** Estado Pista: **SECA**

Director Carrera:

Cronometrador:





Circuito de Madrid Jarama - RACE

CER

Carrera (2H+1V)

Resultados Provisionales por Categoría

Circuito de Madrid Jarama-RACE 3.850 m.

Vta. Rápida Pablo V. Bras Silvero en 1:35.188 a 145.6 Km/h en la vta. 3



CAMPEONATO DE ESPAÑA RESISTENCIA

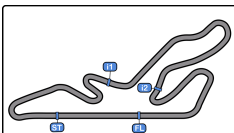
Publicado a las:.....

Temp Pista: 39.4 °C Temp Aire: 26.7 °C Humedad: 31 % Estado Pista: SECA

Director Carrera:

Cronometrador:





# Circuito de Madrid Jarama - RACE

CER

Carrera (2H+1V)

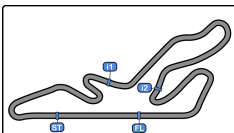
## Clasificación Provisional por Vuelta Rápida de Piloto



Circuito de Madrid Jarama-RACE 3.850 m.

Clas	Nº	Equipo/Concursante	Vehiculo	Piloto	Cat	Clas	Vtas.	Mejor	Tiempo	Dif 1º	Interval	Km/h
1	100	ESCUADERIA FARAON	PORSCHE 992 CUP	Pablo V. Bras Silvero	GT	1	40	3	1:35.188			145.6
2	415	FALIGAND JEREMY	PORSCHE 992 CUP	Faliqand - Bernier	GT	2	64	3	1:35.189	0.001	0.001	145.6
3	113	BAPORO MOTORSPORT	PORSCHE 992 CUP	Vinves - Font	GT	3	68	3	1:35.193	0.005	0.004	145.5
4	123	ESCUADERIA FARAON	RENAULT RS01	Sanabria - Gutierrez	GT	4	14	6	1:35.659	0.471	0.466	144.8
5	122	ALEJANDRO BARAMBIO PEREA	PORCHE 992 CUP	Barambio - Garcia	GT	5	68	49	1:35.934	0.746	0.275	144.4
6	118	ESCUADERIA FARAON	FERRARI 488 Challenge EVO	Fontes - Silvero	GT	6	51	6	1:37.242	2.054	1.308	142.5
7	112	ESCUADERIA FARAON	PORSCHE 992 CUP	Lourinho - Gomez	GT	7	8	3	1:38.398	3.210	1.156	140.8
8	125	MOTOR CLUB SABADELL	Porsche 718 GT4 RS Clubsport	Fuset - Mendieta	CLASE	1	65	49	1:40.134	4.946	1.736	138.4
9	165	ESCUADERIA LA CORUÑA	LIGIER JS2R	Marques - Gomez	CLASE	2	65	7	1:41.122	5.934	0.988	137.0
10	191	VELOSO MOTORSPORT	PORSCHE 991.1 GT3 CUP	Jean-Roch Piat	Gold	GT	8	8	1:45.045	9.857	3.923	131.9
11	81	SKUALO COMPETICION	GINETTA G50 GT4	Juan Carlos Arias	CLASE	1	29	23	1:47.378	12.190	2.333	129.0
12	15	LURAUTO K.K.	BMW M2 CS RACING	Gorostiza - Chillida	Gold	CLASE	2	27	1:48.318	13.130	0.940	127.9
13	56	MOTOR CLUB SABADELL	RENAULT CLIO CUP IV	Javier Cicuendez Galleao	D3	1	62	41	1:50.304	15.116	1.986	125.6
14	82	AUTOMÓVIL CLUB ALICANTE	Mazda MX5 ND1	Hector Palacios Vazquez	Gold	D4	1	60	1:50.376	15.188	0.072	125.5
15	40	MOTOR CLUB SABADELL	RENAULT CLIO CUP IV	Jose Palomar Maroto	D3	2	61	41	1:50.406	15.218	0.030	125.5
16	60	MOTOR CLUB SABADELL	RENAULT CLIO CUP IV	Josep Borrell Daniel	D3	3	60	41	1:50.701	15.513	0.295	125.2
17	18	C.D.PLEMAR SPORT	RENAULT CLIO CUP IV	Lopez - Rodriguez	Gold	D3	4	61	1:51.997	16.809	1.296	123.7
18	41	ESCUADERIA LA CORUÑA	RENAULT CLIO CUP V	Alejandro Iribas Estrada	Silver	D4	2	60	1:52.691	17.503	0.694	122.9
19	9	BALBOR MOTORSPORT C.A.	RENAULT CLIO CUP IV	Albors - Lopez	Gold	D3	5	36	1:53.328	18.140	0.637	122.2





# Circuito de Madrid Jarama - RACE

CER

Carrera (2H+1V)

Distancia y Velocidad Media

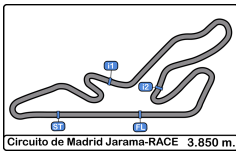
Circuito de Madrid Jarama-RACE 3.850 m.



Cls	Nº	Equipo/Concursante	Piloto 1	Piloto 2	Vehiculo	Cat	Cls	Vtas.	Distancia	Tiempo Total	Km/h
1	113	BAPORO MOTORSPORT	Joan Vinyes Dabad	Jaume Font Casas	PORSCHE 992 CUP	GT	1	68	261.80	2:02:22.186	128.3
2	122	ALEJANDRO BARAMBIO PEREA	Alejandro Barambio Perea	Borja Garcia Menendez	PORCHE 992 CUP	GT	2	68	261.80	2:02:36.056	128.1
3	125	MOTOR CLUB SABADELL	Jordi Fuset Sala	Lorenzo Mendieta Sola	Porsche 718 GT4 RS Clubsport	CLASE	1	65	250.25	2:02:44.366	122.3
4	165	ESCUADERIA LA CORUÑA	Pere Marques Vancells	Jose A. Gomez Gutierrez	LIGIER JS2R	CLASE	2	65	250.25	2:03:49.848	121.2
5	415	FALIGAND JEREMY	Jeremy Faligand	Victor Bernier	PORSCHE 992 CUP	GT	3	64	246.40	2:02:47.786	120.3
6	56	MOTOR CLUB SABADELL	Javier Cicuendez Gallego		RENAULT CLIO CUP IV	D3	1	62	238.70	2:03:25.221	116.0
7	18	C.D.PLEMAR SPORT	Jose Luis Lopez Valdivielso	JF Alvaro Rodriguez Sastre	RENAULT CLIO CUP IV	D3	2	61	234.85	2:03:11.670	114.3
8	40	MOTOR CLUB SABADELL	Jose Palomar Maroto		RENAULT CLIO CUP IV	D3	3	61	234.85	2:03:18.114	114.2
9	60	MOTOR CLUB SABADELL	Josep Borrell Daniel		RENAULT CLIO CUP IV	D3	4	60	231.00	2:02:56.952	112.7
10	82	AUTOMÓVIL CLUB ALICANTE	Hector Palacios Vazquez	JF	Mazda MX5 ND1	D4	1	60	231.00	2:03:15.691	112.4
11	41	ESCUADERIA LA CORUÑA	Alejandro Iribas Estrada	JR	RENAULT CLIO CUP V	D4	2	60	231.00	2:03:26.996	112.2
12	118	ESCUADERIA FARAON	Alvaro Fontes Blanco	Pedro M. Silvero Castilla	FERRARI 488 Challenge EVO	GT	4	51	196.35	1:44:56.501	112.2
<b>Not classified: (Requirements: 75% of number laps of leader = 51 Laps)</b>											
100		ESCUADERIA FARAON	Pablo V. Bras Silvero		PORSCHE 992 CUP	GT	5	40	154.00	1:16:59.453	120.0
9		BALBOR MOTORSPORT C.A.	Jose Luis Albors Aleixandre	JF German Lopez Balboa	RENAULT CLIO CUP IV	D3	5	36	138.60	1:16:53.461	108.1
81		SKUALO COMPETICION	Juan Carlos Arias		GINETTA G50 GT4	CLASE	1	29	111.65	1:41:53.996	65.7
15		LURAUTO K.K.	Asier Gorostiza Telleria	JF Luis Chillida Belzunce	JF BMW M2 CS RACING	CLASE	2	27	103.95	53:05.355	117.4
123		ESCUADERIA FARAON	Agustin Sanabria Crespo	Françes Gutierrez	RENAULT RS01	GT	6	14	53.90	22:51.830	141.4
112		ESCUADERIA FARAON	Pedro M. Lourinho Bras	Miguel Gomez Guillen	PORSCHE 992 CUP	GT	7	8	30.80	13:23.230	138.0
191		VELOSO MOTORSPORT	Jean-Roch Piat	JF	PORSCHE 991.1 GT3 CUP	GT	8	8	30.80	14:49.969	124.5







Circuito de Madrid Jarama - RACE

CER

Carrera (2H+1V)

Tiempos Por Vuelta



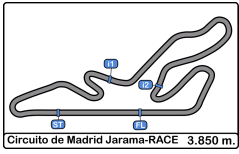
9	Jose Luis Albors	RENAULT CLIO CUP IV	15	Asier Gorostiza Telleria	BMW M2 CS RACING
	Aleixandre			Luis Chillida Belzunce	LURAUTO K.K.
	D3	German Lopez Balboa		BALBOR MOTORSPORT C.A.	CLASE 2

Vta	D	Tiempo	Sector 1	Sector 2	Sector 3	T. Spd	Elapsed	Vta	D	Tiempo	Sector 1	Sector 2	Sector 3	T. Spd	Elapsed
1		2:04.788	53.633	39.133	32.022	171.4	2:04.788	1		1:58.151	50.056	36.827	31.268	175.3	1:58.151
2		1:53.648	43.546	38.269	31.833	204.1	3:58.436	2		1:49.975	41.747	36.839	31.389	230.2	3:48.126
3		1:53.341	43.808	37.560	31.973	206.1	5:51.777	3		1:50.258	42.455	36.435	31.368	195.2	5:38.384
4		1:54.743	43.734	38.898	32.111	205.7	7:46.520	4		1:49.461	42.228	36.320	30.913	197.4	7:27.845
5		1:55.679	44.265	38.902	32.512	206.1	9:42.199	5		1:49.764	42.204	36.462	31.098	202.2	9:17.609
6		1:56.134	45.087	38.764	32.283	206.1	11:38.333	6		1:48.563	41.957	36.218	30.388	203.3	11:06.172
7		1:53.784	43.796	37.972	32.016	201.8	13:32.117	7		1:48.386	41.300	35.647	31.439	215.5	12:54.558
8		1:53.763	43.819	37.945	31.999	204.1	15:25.880	8		1:49.479	41.291	37.316	30.872	227.8	14:44.037
9		1:54.828	43.924	37.879	33.025	202.2	17:20.708	9		1:48.318	41.463	35.814	31.041	213.8	16:32.355
10		1:54.631	43.673	38.456	32.502	201.8	19:15.339	10		1:50.058	42.498	36.905	30.655	176.7	18:22.413
11		1:55.480	43.936	39.167	32.377	201.1	21:10.819	11		1:50.683	41.906	37.410	31.367	190.1	20:13.096
12		1:56.024	44.794	38.208	33.022	196.3	23:06.843	12		1:50.881	42.826	36.940	31.115	203.7	22:03.977
13		2:17.867	44.546	39.339	53.982	201.8	25:24.710	13		1:51.801	43.517	37.024	31.260	202.6	23:55.778
14		2:01.179	44.943	40.018	36.218	194.2	27:25.889	14		1:54.790	42.518	37.800	34.472	200.7	25:50.568
15		2:11.731 P	45.810	41.089	44.832	191.8	29:37.620	15		2:03.855	44.434	44.132	35.289	201.4	27:54.423
16		5:36.338	4:19.400	40.915	36.023	88.8	35:13.958	16		2:24.213	1:04.460	43.059	36.694	144.0	30:18.636
17		3:07.653	1:05.947	1:05.041	56.665	98.7	38:21.611	17		2:01.768	45.552	40.976	35.240	161.9	32:20.404
18		1:55.336	44.416	38.579	32.341	195.2	40:16.947	18		2:50.098	45.979	59.752	1:04.367	180.0	35:10.502
19		1:56.517	45.202	38.995	32.320	200.0	42:13.464	19		3:08.797	1:06.503	1:05.701	56.593	94.4	38:19.299
20		1:55.824	44.174	38.703	32.947	202.2	44:09.288	20		1:52.229	43.812	37.355	31.062	191.4	40:11.528
21		1:57.227	44.502	39.362	33.363	201.4	46:06.515	21		1:50.588	42.522	36.791	31.275	203.0	42:02.116
22		1:56.947	44.503	38.641	33.803	202.2	48:03.462	22		1:50.664	42.620	36.748	31.296	198.8	43:52.780
23		2:04.931 P	44.608	40.358	39.965	201.8	50:08.393	23		1:50.635	42.842	36.607	31.186	206.8	45:43.415
24		3:26.317	2:14.474	39.300	32.543	100.7	53:34.710	24		1:51.200	43.016	36.828	31.356	193.8	47:34.615
25		1:53.493	43.619	37.687	32.187	199.2	55:28.203	25		1:49.141	42.339	36.201	30.601	189.1	49:23.756
26		1:53.398	43.791	37.825	31.782	200.3	57:21.601	26		1:50.274	43.021	36.076	31.177	213.8	51:14.030
27		1:53.328	43.604	37.781	31.943	202.2	59:14.929	27		1:51.325	42.705	37.365	31.255	193.2	53:05.355
28		1:54.879	43.715	38.012	33.152	202.2	1:01:09.808	28			42.135	45.366		203.7	

18	Jose Luis Lopez Valdivielso	RENAULT CLIO CUP IV	
	D3	Alvaro Rodriguez Sastre	C.D.PLEMAR SPORT

Vta	D	Tiempo	Sector 1	Sector 2	Sector 3	T. Spd	Elapsed
1		2:04.093	53.152	38.939	32.002	169.8	2:04.093
2		1:53.661	43.574	38.305	31.782	201.8	3:57.754
3		1:53.245	43.589	37.830	31.826	202.6	5:50.999
4		1:54.831	43.512	39.302	32.017	204.1	7:45.830
5		1:55.633	44.925	38.266	32.442	203.7	9:41.463
6		1:58.194	44.896	41.250	32.048	202.6	11:39.657
7		1:53.631	43.634	38.070	31.927	205.7	13:33.288
8		1:53.795	43.535	38.155	32.105	204.1	15:27.083
9		1:54.483	43.739	38.468	32.276	201.4	17:21.566
10		1:54.520	43.750	38.222	32.548	204.9	19:16.086
11		1:55.675	43.944	39.238	32.493	196.3	21:11.761
12		1:55.723	44.749	38.170	32.804	181.8	23:07.484
13		1:59.148	45.337	39.060	34.751	203.0	25:06.632
14		1:57.501	43.857	38.592	35.052	200.3	27:04.133
15		2:07.469 P	45.108	38.943	43.418	189.8	29:11.602
16		6:00.348	4:20.613	38.476	1:01.259	92.6	35:11.950
17		3:09.047	1:06.966	1:05.309	56.772	99.2	38:20.997
18		1:54.227	44.033	38.150	32.044	199.2	40:15.224
19		1:55.366	43.994	37.909	33.463	201.8	42:10.590
20		1:55.198	44.249	38.276	32.673	187.5	44:05.788
21		1:54.860	43.800	38.636	32.424	200.0	46:00.648
22		1:54.931	44.161	38.514	32.256	193.2	47:55.579
23		1:56.277	44.188	39.797	32.292	200.3	49:51.856





Circuito de Madrid Jarama - RACI

CER

Carrera (2H+1V)

Tiempos Por Vuelta



18

Jose Luis Lopez Valdivielso

RENAULT CLIO CUP IV

40

Jose Palomar Maroto

RENAULT CLIO CUP IV

D3

Alvaro Rodriguez Sastre

C.D.PLEMAR SPORT

D3

MOTOR CLUB SABADELL

Vta	D	Tiempo	Sector 1	Sector 2	Sector 3	T. Spd	Elapsed	Vta	D	Tiempo	Sector 1	Sector 2	Sector 3	T. Spd	Elapsed
24		2:03.041 P	43.562	38.554	40.925	200.7	51:54.897	14		1:53.589	43.335	37.553	32.701	204.9	26:21.825
25		3:16.274	2:07.013	37.592	31.669	96.2	55:11.171	15		2:10.709 P	45.188	44.725	40.796	202.2	28:32.534
26		1:52.699	43.628	37.551	31.520	194.2	57:03.870	16		6:37.059	4:23.420	1:08.154	1:05.485	69.6	35:09.593
27		1:52.045	43.464	37.169	31.412	202.6	58:55.915	17		3:09.429	1:06.349	1:05.717	57.363	97.3	38:19.022
28		1:52.354	43.142	37.326	31.886	203.3	1:00:48.269	18		1:54.431	44.113	38.371	31.947	193.2	40:13.453
29		1:52.754	43.421	37.311	32.022	203.3	1:02:41.023	19		1:52.813	42.828	38.212	31.773	203.3	42:06.266
30		1:53.076	43.400	38.091	31.585	201.8	1:04:34.099	20		1:52.873	43.176	37.976	31.721	204.1	43:59.139
31		1:52.252	43.353	37.145	31.754	202.6	1:06:26.351	21		1:52.399	43.257	37.685	31.457	203.7	45:51.538
32		1:52.240	43.393	37.282	31.565	203.7	1:08:18.591	22		1:52.376	43.198	37.629	31.549	202.6	47:43.914
33		1:52.243	43.103	37.457	31.683	202.2	1:10:10.834	23		1:53.357	43.194	37.303	32.860	201.8	49:37.271
34		1:51.997	43.202	37.225	31.570	201.4	1:12:02.831	24		1:58.043 P	43.623	38.031	36.389	201.8	51:35.314
35		1:52.126	43.236	37.282	31.608	201.1	1:13:54.957	25		3:13.724	2:03.785	38.135	31.804	93.0	54:49.038
36		1:52.414	43.412	37.291	31.711	201.4	1:15:47.371	26		1:53.148	43.423	37.833	31.892	203.0	56:42.186
37		1:52.515	43.662	37.340	31.513	200.3	1:17:39.886	27		1:53.674	43.965	37.940	31.769	200.3	58:35.860
38		1:52.323	43.252	37.421	31.650	200.7	1:19:32.209	28		1:55.039	44.203	39.019	31.817	202.6	1:00:30.899
39		1:52.607	43.388	37.514	31.705	201.8	1:21:24.816	29		1:53.651	43.316	38.313	32.022	205.7	1:02:24.550
40		1:52.411	43.257	37.411	31.743	202.2	1:23:17.227	30		1:53.468	43.492	38.166	31.810	204.5	1:04:18.018
41		1:52.814	43.524	37.491	31.799	201.8	1:25:10.041	31		1:53.842	43.553	38.325	31.964	203.3	1:06:11.860
42		1:52.739	43.748	37.355	31.636	196.0	1:27:02.780	32		1:52.966	43.633	37.576	31.757	203.7	1:08:04.826
43		1:52.576	43.616	37.273	31.687	200.7	1:28:55.356	33		1:53.963	43.778	38.334	31.851	206.5	1:09:58.789
44		1:52.906	44.008	37.341	31.557	201.8	1:30:48.262	34		1:53.138	43.667	37.784	31.687	203.3	1:11:51.927
45		1:53.197	43.823	37.583	31.791	202.2	1:32:41.459	35		1:57.973 P	43.757	37.648	36.568	203.3	1:13:49.900
46		1:52.740	43.499	37.547	31.694	202.2	1:34:34.199	36		2:53.819	1:45.003	37.432	31.384	106.5	1:16:43.719
47		1:52.519	43.384	37.367	31.768	201.8	1:36:26.718	37		1:50.989	42.819	37.003	31.167	198.5	1:18:34.708
48		1:53.494	43.672	38.054	31.768	202.2	1:38:20.212	38		1:50.534	42.360	37.066	31.108	201.8	1:20:25.242
49		1:53.918	44.605	37.501	31.812	187.5	1:40:14.130	39		1:50.443	42.137	36.987	31.319	202.2	1:22:15.685
50		1:52.727	43.601	37.416	31.710	196.0	1:42:06.857	40		1:50.509	42.340	37.020	31.149	204.5	1:24:06.194
51		1:58.521	49.112	37.594	31.815	199.6	1:44:05.378	41		1:50.406	42.244	36.956	31.206	202.2	1:25:56.600
52		1:53.365	43.881	37.684	31.800	200.7	1:45:58.743	42		1:51.079	42.424	37.027	31.628	201.8	1:27:47.679
53		1:54.180	44.637	37.644	31.899	201.1	1:47:52.923	43		1:50.747	42.498	37.023	31.226	199.6	1:29:38.426
54		1:53.341	43.713	37.655	31.973	201.8	1:49:46.264	44		1:50.896	42.307	36.908	31.681	203.0	1:31:29.322
55		1:53.930	43.971	37.685	32.274	200.7	1:51:40.194	45		1:50.898	42.602	37.192	31.104	203.7	1:33:20.220
56		1:54.539	44.065	38.067	32.407	201.1	1:53:34.733	46		1:50.612	42.365	37.100	31.147	202.2	1:35:10.832
57		1:54.955	44.435	37.936	32.584	196.7	1:55:29.688	47		1:50.812	42.374	37.195	31.243	202.6	1:37:01.644
58		1:55.608	44.522	38.539	32.547	199.6	1:57:25.296	48		1:53.014	43.306	37.749	31.959	202.2	1:38:54.658
59		1:54.166	44.243	37.720	32.203	198.5	1:59:19.462	49		1:52.396	43.221	37.650	31.525	202.2	1:40:47.054
60		1:55.372	44.768	37.948	32.656	194.5	2:01:14.834	50		1:51.947	42.934	37.367	31.646	201.8	1:42:39.001
61		1:56.836	44.915	38.735	33.186	194.2	2:03:11.670	51		1:53.354	43.396	38.363	31.595	202.6	1:44:32.355

40

Jose Palomar Maroto

RENAULT CLIO CUP IV

D3

MOTOR CLUB SABADELL

Vta	D	Tiempo	Sector 1	Sector 2	Sector 3	T. Spd	Elapsed	Vta	D	Tiempo	Sector 1	Sector 2	Sector 3	T. Spd	Elapsed
1		2:02.308	52.016	38.125	32.167	173.9	2:02.308	52		1:51.938	42.994	37.523	31.421	204.1	1:46:24.293
2		1:53.494	43.175	38.561	31.758	200.0	3:55.802	53		1:52.685	43.376	37.608	31.701	204.1	1:48:16.978
3		1:52.419	42.827	37.423	32.169	202.6	5:48.221	54		1:53.235	43.691	37.913	31.631	200.0	1:50:10.213
4		1:52.352	42.840	37.865	31.647	201.8	7:40.573	55		1:52.630	43.012	37.609	32.009	201.8	1:52:02.843
5		1:52.053	42.938	37.569	31.546	201.8	9:32.626	56		1:52.122	42.949	37.331	31.842	201.1	1:53:54.965
6		1:51.917	42.629	37.726	31.562	201.8	11:24.543	57		1:51.661	42.970	37.264	31.427	201.8	1:55:46.626
7		1:51.989	42.903	37.524	31.562	203.0	13:16.532	58		1:52.318	43.095	37.610	31.613	200.7	1:57:38.944
8		1:51.894	42.682	37.651	31.561	203.0	15:08.426	59		1:52.545	43.389	37.572	31.584	202.2	1:59:31.489
9		1:51.948	42.785	37.628	31.535		17:00.374	60		1:52.179	43.194	37.518	31.467	202.6	2:01:23.668
10		1:51.939	43.130	37.330	31.479	203.7	18:52.313	61		1:54.446	43.477	38.153	32.816	202.6	2:03:18.114
11		1:51.626	42.793	37.301	31.532	203.0	20:43.939								
12		1:52.405	43.063	37.707	31.635	203.0	22:36.344								
13		1:51.892	42.762	37.689	31.441	204.9	24:28.236								

41

Alejandro Iribas Estrada

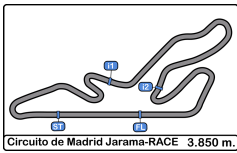
RENAULT CLIO CUP V

D4

ESCUDERIA LA CORUÑA

Vta	D	Tiempo	Sector 1	Sector 2	Sector 3	T. Spd	Elapsed	Vta	D	Tiempo	Sector 1	Sector 2	Sector 3	T. Spd	Elapsed
1		2:03.091	52.472	38.687	31.932	177.9	2:03.091	1		1:52.691	43.037	38.001	31.653	200.7	5:49.124
2		1:53.342	43.229	38.224	31.889	200.3	3:56.433								
3		1:52.691	43.037	38.001	31.653	200.7	5:49.124								





## Circuito de Madrid Jarama - RACI

CER

Carrera (2H+1V)

Tiempos Por Vuelta

**41**

Alejandro Iribas Estrada

RENAULT CLIO CUP V

**41**

Alejandro Iribas Estrada

RENAULT CLIO CUP V

D4

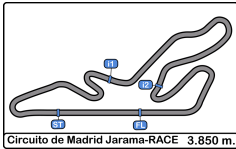
ESCUDERIA LA CORUÑA

D4

ESCUDERIA LA CORUÑA

Vta	D	Tiempo	Sector 1	Sector 2	Sector 3	T. Spd	Elapsed	Vta	D	Tiempo	Sector 1	Sector 2	Sector 3	T. Spd	Elapsed	
4		1:53.027	43.292	37.912	31.823	199.2	7:42.151	59		1:55.942	44.542	38.592	32.808	200.3	2:01:30.461	
5		1:52.888	43.268	37.888	31.732	197.8	9:35.039	60		1:56.535	44.880	39.026	32.629	197.8	2:03:26.996	
6		1:55.165	43.807	39.300	32.058	198.1	11:30.204	<b>56</b>							Javier Cicuendez Gallego	RENAULT CLIO CUP IV
7		1:53.250	43.787	37.704	31.759	198.1	13:23.454									MOTOR CLUB SABADELL
8		1:53.310	43.217	38.395	31.698	198.8	15:16.764		D3							
9		1:53.221	43.337	37.755	32.129	196.3	17:09.985		Vta	D	Tiempo	Sector 1	Sector 2	Sector 3	T. Spd	Elapsed
10		1:53.770	43.598	37.901	32.271	197.0	19:03.755	1		2:02.491	52.314	38.605	31.572	175.8	2:02.491	
11		1:53.593	43.572	38.027	31.994	197.0	20:57.348	2		1:52.558	43.340	37.912	31.306	203.7	3:55.049	
12		1:53.431	43.268	38.278	31.885	196.7	22:50.779	3		1:51.324	42.527	37.490	31.307	205.3	5:46.373	
13		1:53.688	43.636	38.202	31.850	197.0	24:44.467	4		1:51.938	43.144	37.408	31.386	200.7	7:38.311	
14		1:56.736	43.402	38.362	34.972	197.0	26:41.203	5		1:51.349	42.852	37.333	31.164	206.5	9:29.660	
15		2:09.604	48.922	43.329	37.353	155.8	28:50.807	6		1:52.096	42.796	37.879	31.421	207.6	11:21.756	
16		2:53.312	48.062	59.686	1:05.564	145.3	31:44.119	7		1:52.284	43.566	37.285	31.433	206.1	13:14.040	
17		3:20.567	1:09.334	1:07.105	1:04.128	75.4	35:04.686	8		1:51.911	42.830	37.553	31.528	208.8	15:05.951	
18		3:12.671	1:07.672	1:06.180	58.819	84.3	38:17.357	9		1:52.112	42.779	37.841	31.492	203.3	16:58.063	
19		1:53.981	44.333	37.642	32.006	193.5	40:11.338	10		1:52.221	42.944	37.862	31.415	202.6	18:50.284	
20		1:53.228	43.415	38.069	31.744	199.2	42:04.566	11		1:51.974	42.952	37.570	31.452	202.2	20:42.258	
21		1:53.309	43.604	37.830	31.875	200.7	43:57.875	12		1:52.066	43.119	37.481	31.466	202.6	22:34.324	
22		1:54.766	44.040	38.784	31.942	197.8	45:52.641	13		1:52.285	42.885	37.949	31.451	204.9	24:26.609	
23		1:53.193	43.483	37.945	31.765	200.0	47:45.834	14		1:52.961	43.063	37.364	32.534	204.1	26:19.570	
24		1:59.796 P	43.585	37.921	38.290	198.8	49:45.630	15		1:58.512 P	42.993	37.836	37.683	203.7	28:18.082	
25		3:09.061	1:59.000	38.127	31.934	109.2	52:54.691	16		5:15.581	4:05.684	38.003	31.894	89.3	33:33.663	
26		1:53.731	44.086	37.820	31.825	194.9	54:48.422	17		1:52.996	43.129	37.587	32.280	201.1	35:26.659	
27		1:53.806	43.477	37.743	32.586	196.3	56:42.228	18		2:56.061	54.779	1:05.111	56.171	127.2	38:22.720	
28		1:53.232	43.666	37.781	31.785	199.6	58:35.460	19		1:54.358	44.250	38.467	31.641	203.3	40:17.078	
29		1:56.913	44.650	39.866	32.397	194.2	1:00:32.373	20		1:53.649	42.982	38.511	32.156	206.8	42:10.727	
30		1:53.761	43.553	38.257	31.951	199.2	1:02:26.134	21		1:52.158	43.040	37.632	31.486	204.9	44:02.885	
31		1:53.583	43.579	37.998	32.006	199.2	1:04:19.717	22		1:51.704	43.061	37.202	31.441	205.3	45:54.589	
32		1:54.058	44.083	37.973	32.002	198.5	1:06:13.775	23		1:52.247	43.205	37.439	31.603	204.9	47:46.836	
33		1:53.458	43.676	37.946	31.836	199.6	1:08:07.233	24		1:52.825	43.173	37.867	31.785	205.7	49:39.661	
34		1:59.150 P	43.989	38.138	37.023	198.5	1:10:06.383	25		1:57.440 P	43.438	37.529	36.473	206.8	51:37.101	
35		5:21.037	4:10.213	38.798	32.026	83.7	1:15:27.420	26		3:12.287	2:02.508	38.162	31.617	93.5	54:49.388	
36		1:54.502	44.106	38.334	32.062	195.6	1:17:21.922	27		1:53.230	43.546	37.834	31.850	207.6	56:42.618	
37		1:54.196	43.590	38.541	32.065	194.5	1:19:16.118	28		1:53.738	43.978	37.988	31.772	190.8	58:36.356	
38		1:53.995	43.757	38.217	32.021	196.7	1:21:10.113	29		1:54.195	43.659	38.643	31.893	206.1	1:00:30.551	
39		1:54.275	43.770	38.313	32.192	196.7	1:23:04.388	30		1:53.547	43.350	37.861	32.336	204.9	1:02:24.098	
40		1:54.637	44.060	38.453	32.124	196.0	1:24:59.025	31		1:53.148	43.404	37.880	31.864	202.6	1:04:17.246	
41		1:54.093	43.871	38.273	31.949	196.0	1:26:53.118	32		1:54.188	43.794	38.459	31.935	203.3	1:06:11.434	
42		1:54.432	43.888	38.222	32.322	195.2	1:28:47.550	33		1:53.142	43.582	37.668	31.892	203.7	1:08:04.576	
43		1:54.838	43.981	38.745	32.112	195.6	1:30:42.388	34		1:52.997	43.556	37.633	31.808	204.9	1:09:57.573	
44		1:54.264	43.815	38.280	32.169	196.7	1:32:36.652	35		1:53.291	43.444	38.007	31.840	204.9	1:11:50.864	
45		1:54.075	43.881	38.240	31.954	197.0	1:34:30.727	36		1:53.794	43.599	37.791	32.404	204.9	1:13:44.658	
46		1:54.083	43.990	38.037	32.056	195.2	1:36:24.810	37		1:58.441 P	43.438	37.875	37.128	202.2	1:15:43.099	
47		1:55.284	44.676	38.218	32.390	195.6	1:38:20.094	38		2:48.005	1:38.379	37.688	31.938	102.4	1:18:31.104	
48		1:55.886	45.443	38.108	32.335	194.2	1:40:15.980	39		1:50.965	42.751	37.090	31.124	203.0	1:20:22.069	
49		1:55.808	44.868	38.717	32.223	181.8	1:42:11.788	40		1:51.496	42.908	37.210	31.378	203.7	1:22:13.565	
50		1:56.266	45.603	38.488	32.175	188.1	1:44:08.054	41		1:50.304	42.324	36.800	31.180	206.5	1:24:03.869	
51		1:55.118	44.631	38.341	32.146	199.2	1:46:03.172	42		1:51.103	42.659	37.230	31.214	204.1	1:25:54.972	
52		1:55.387	44.513	38.482	32.392	197.4	1:47:58.559	43		1:51.094	42.653	37.257	31.184	202.6	1:27:46.066	
53		1:55.666	44.708	38.502	32.456	197.0	1:49:54.225	44		1:50.893	42.580	36.977	31.336	203.0	1:29:36.959	
54		1:55.483	44.440	38.476	32.567	195.2	1:51:49.708	45		1:51.029	42.743	37.016	31.270	203.3	1:31:27.988	
55		1:55.394	44.552	38.496	32.346	195.6	1:53:45.102	46		1:50.598	42.467	37.076	31.055	204.9	1:33:18.586	
56		1:55.787	44.573	38.680	32.534	196.3	1:55:40.889	47		1:50.844	42.616	36.929	31.299	203.3	1:35:09.430	
57		1:56.212	44.984	38.657	32.571	193.5	1:57:37.101	48		1:50.998	42.463	37.184	31.351	203.7	1:37:00.428	
58		1:57.418	45.386	39.533	32.499	198.1	1:59:34.519	49		1:51.570	43.194	37.152	31.224	201.8	1:38:51.998	





### Circuito de Madrid Jarama - RACI

CER

Carrera (2H+1V)

#### Tempos Por Vuelta



**56** Javier Cicuendez Gallego RENAULT CLIO CUP IV **60** Josep Borrell Daniel RENAULT CLIO CUP IV  
 D3 MOTOR CLUB SABADELL D3 MOTOR CLUB SABADELL

Vta	D	Tiempo	Sector 1	Sector 2	Sector 3	T. Spd	Elapsed	Vta	D	Tiempo	Sector 1	Sector 2	Sector 3	T. Spd	Elapsed
50		1:51.295	43.004	37.012	31.279	202.2	1:40:43.293	39		1:51.334	42.810	37.015	31.509	203.3	1:23:21.515
51		1:51.168	42.852	37.067	31.249	204.9	1:42:34.461	40		1:51.416	42.729	37.092	31.595	203.3	1:25:12.931
52		1:53.047	43.147	37.726	32.174	204.5	1:44:27.508	41		<b>1:50.701</b>	<b>42.413</b>	37.020	31.268	202.6	1:27:03.632
53		1:54.185	43.620	38.716	31.849	203.0	1:46:21.693	42		1:52.183	43.023	37.884	31.276	204.1	1:28:55.815
54		1:54.465	44.139	38.589	31.737	199.2	1:48:16.158	43		2:01.482	51.829	37.971	31.682	204.9	1:30:57.297
55		1:55.076	44.961	38.567	31.548	202.6	1:50:11.234	44		1:51.786	42.908	37.469	31.409	201.8	1:32:49.083
56		1:52.488	43.322	37.876	31.290	203.3	1:52:03.722	45		1:51.107	42.747	37.136	31.224	202.6	1:34:40.190
57		1:51.816	42.989	37.753	31.074	206.8	1:53:55.538	46		1:51.155	42.813	37.094	31.248	202.6	1:36:31.345
58		1:52.071	43.085	37.780	31.206	204.5	1:55:47.609	47		1:51.388	42.734	<b>36.841</b>	31.813	203.7	1:38:22.733
59		1:52.128	42.881	38.098	31.149	206.5	1:57:39.737	48		1:53.288	43.418	38.297	31.573	205.3	1:40:16.021
60		1:52.703	43.332	37.928	31.443	210.5	1:59:32.440	49		1:51.304	42.631	37.525	<b>31.148</b>	203.3	1:42:07.325
61		1:52.323	43.120	37.664	31.539	208.8	2:01:24.763	50		1:59.224	49.778	38.160	31.286	208.0	1:44:06.549
62		2:00.458	44.513	41.509	34.436	208.4	2:03:25.221	51		1:52.634	42.884	38.094	31.656	206.1	1:45:59.183

**60** Josep Borrell Daniel RENAULT CLIO CUP IV D3 MOTOR CLUB SABADELL

Vta	D	Tiempo	Sector 1	Sector 2	Sector 3	T. Spd	Elapsed
1		2:00.587	50.824	38.073	31.690	181.5	2:00.587
2		1:53.059	43.007	37.735	32.317	201.4	3:53.646
3		1:52.315	42.983	37.685	31.647	201.4	5:45.961
4		1:51.762	42.969	37.286	31.507	201.4	7:37.723
5		1:51.389	42.936	37.190	31.263	201.4	9:29.112
6		1:51.766	42.889	37.228	31.649	201.8	11:20.878
7		1:52.538	43.290	37.121	32.127	203.3	13:13.416
8		1:53.240	43.907	37.664	31.669	200.3	15:06.656
9		1:52.334	43.233	37.809	31.292	206.5	16:58.990
10		1:52.037	43.404	37.373	31.260	204.1	18:51.027
11		1:51.632	43.116	37.281	31.235	205.7	20:42.659
12		1:52.749	43.339	38.205	31.205	192.8	22:35.408
13		1:51.817	43.056	37.471	31.290	206.8	24:27.225
14		1:53.880	42.983	38.529	32.368	201.4	26:21.105
15		2:05.760	45.034	44.437	36.289	199.2	28:26.865
16		3:14.289	47.142	1:20.281	1:06.866	192.1	31:41.154
17		3:20.718	1:09.373	1:06.181	1:05.164	90.0	35:01.872
18		3:14.059	1:08.099	1:05.791	1:00.169	92.0	38:15.931
19		1:57.120	45.982	39.285	31.853	192.1	40:13.051
20		1:52.500	42.659	38.493	31.348	202.6	42:05.551
21		1:52.707	43.065	38.404	31.238	204.1	43:58.258
22		1:51.857	43.156	37.474	31.227	205.3	45:50.115
23		1:51.464	42.993	37.209	31.262	205.3	47:41.579
24		1:52.616	42.907	37.977	31.732	205.3	49:34.195
25		1:52.874	43.152	37.850	31.872	205.3	51:27.069
26		1:58.845 P	43.734	38.194	36.917	205.7	53:25.914
27		3:11.463	2:01.683	37.765	32.015	95.3	56:37.377
28		1:52.857	43.378	37.876	31.603	199.2	58:30.234
29		1:53.433	43.517	38.295	31.621	202.6	1:00:23.667
30		1:53.156	43.357	38.080	31.719	203.0	1:02:16.823
31		1:52.104	43.142	37.453	31.509	202.6	1:04:08.927
32		1:52.441	43.398	37.436	31.607	202.6	1:06:01.368
33		1:53.823	44.122	37.904	31.797	203.0	1:07:55.191
34		1:56.051	43.501	40.103	32.447	202.2	1:09:51.242
35		2:00.313 P	43.807	39.251	37.255	198.8	1:11:51.555
36		5:52.339	4:39.938	39.497	32.904	94.5	1:17:43.894
37		1:54.679	43.882	38.713	32.084	196.7	1:19:38.573
38		1:51.608	42.930	37.380	31.298	200.3	1:21:30.181

**81** Juan Carlos Arias GINETTA G50 GT4  
 CLASE 2 SKUALO COMPETICION

Vta	D	Tiempo	Sector 1	Sector 2	Sector 3	T. Spd	Elapsed
1		2:01.450	51.725	38.118	31.607	181.5	2:01.450
2		1:51.158	42.673	37.785	30.700	210.5	3:52.608
3		1:49.520	42.029	36.670	30.821	216.8	5:42.128
4		1:48.111	41.799	36.235	<b>30.077</b>	216.4	7:30.239
5		1:47.961	<b>41.001</b>	35.825	31.135	219.9	9:18.200
6		1:48.792	41.741	36.289	30.762	217.7	11:06.992
7		1:48.226	41.064	35.834	31.328	223.1	12:55.218
8		1:49.698	41.394	37.198	31.106	218.1	14:44.916
9		1:49.102	41.714	36.001	31.387	221.3	16:34.018
10		1:48.934	41.496	36.598	30.840	218.6	18:22.952
11		1:51.270	41.809	37.183	32.278	208.8	20:14.222
12		1:50.066	41.917	37.154	30.995	218.1	22:04.288
13		1:48.901	42.090	36.229	30.582	220.8	23:53.189
14		1:55.865	42.394	37.724	35.747	213.8	25:49.054
15		2:05.086 P	42.631	38.584	43.871	208.4	27:54.140
16		5:34.336	4:18.580	40.854	34.902	83.9	33:28.476
17		1:57.830	44.622	39.388	33.820	195.6	35:26.306
18		2:56.053	54.565	1:05.015	56.473	123.4	38:22.359
19		1:55.802	44.377	39.451	31.974	209.7	40:18.161
20		1:51.496	42.628	37.071	31.797	216.8	42:09.657
21		1:48.987	41.455	36.658	30.874	220.8	43:58.644
22		1:48.870	41.615	36.898	30.357	220.8	45:47.514
23		<b>1:47.378</b>	41.205	<b>35.776</b>	30.397	219.5	47:34.892
24		1:49.938	42.822	36.056	31.060	217.7	49:24.830
25		1:50.195	42.474	36.642	31.079	216.4	51:15.025
26		2:05.667 P	44.827	39.648	41.192	203.0	53:20.692
27		8:34.058 P	7:12.489	39.344	42.225	112.1	1:01:54.750
28		37:42.915	36:26.812	41.811	34.292	81.1	1:39:37.665
29		2:16.331 P	48.469	44.341	43.521	158.5	1:41:53.996





## Circuito de Madrid Jarama - RACE

CER



Carrera (2H+1V)

Tiempos Por Vuelta

82

Hector Palacios Vazquez

Mazda MX5 ND1

82

Hector Palacios Vazquez

Mazda MX5 ND1

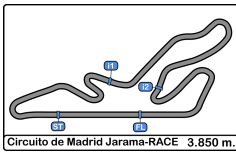
D4

AUTOMÓVIL CLUB ALICANTE

D4

AUTOMÓVIL CLUB ALICANTE

Vta	D	Tiempo	Sector 1	Sector 2	Sector 3	T. Spd	Elapsed	Vta	D	Tiempo	Sector 1	Sector 2	Sector 3	T. Spd	Elapsed				
1		2:05.811	54.169	39.820	31.822	169.8	2:05.811	56		1:52.399	43.478	37.516	31.405	198.1	1:55:45.993				
2		1:53.259	43.291	38.338	31.630	204.9	3:59.070	57		1:52.104	43.318	37.037	31.749	191.8	1:57:38.097				
3		1:53.020	43.454	38.338	31.228	207.2	5:52.090	58		1:52.355	43.572	37.458	31.325	207.6	1:59:30.452				
4		1:52.107	42.853	37.904	31.350	212.5	7:44.197	59		1:52.006	43.430	37.282	31.294	200.7	2:01:22.458				
5		1:51.640	43.192	37.329	31.119	200.7	9:35.837	60		1:53.233	44.458	37.248	31.527	196.7	2:03:15.691				
6		1:53.688	43.368	38.589	31.731	207.2	11:29.525	<b>100</b>							Pablo V. Bras Silvero				
7		1:52.565	43.943	37.151	31.471	199.2	13:22.090	GT							Porsche 992 Cup				
8		1:53.758	43.047	39.292	31.419	203.3	15:15.848	GT							Escuderia Faraon				
9		1:51.395	42.869	37.257	31.269	199.2	17:07.243	Vta	D	Tiempo	Sector 1	Sector 2	Sector 3	T. Spd	Elapsed				
10		1:51.802	43.132	37.147	31.523	193.8	18:59.045	1		1:42.763	43.208	32.306	27.249		1:42.763				
11		1:52.097	43.207	37.561	31.329	198.8	20:51.142	2		1:35.990	37.162		2:03.239	240.5	3:18.753				
12		1:55.522	42.769	41.067	31.686	202.2	22:46.664	3		1:35.188	36.717		3:38.427	241.0	4:53.941				
13		1:53.934	43.878	38.065	31.991	203.7	24:40.598	4		1:36.771	37.460		5:15.198	242.1	6:30.712				
14		1:55.535	43.166	37.693	34.676	200.7	26:36.133	5		1:37.824	38.421	32.256	27.147	237.8	8:08.536				
15		2:12.517	49.611	44.709	38.197	147.1	28:48.650	6		1:36.763	37.422	31.956	27.385	243.2	9:45.299				
16		2:53.794	47.849	59.139	1:06.806	154.9	31:42.444	7		1:38.795	38.598	32.299	27.898	232.7	11:24.094				
17		3:20.379	1:09.541	1:06.300	1:04.538	81.6	35:02.823	8		1:38.296	39.016		2:06.194		13:02.390				
18		3:13.340	1:07.900	1:06.182	59.258	91.1	38:16.163	9		1:38.558	37.606	33.222	27.730	241.0	14:40.948				
19		1:54.389	45.050	37.632	31.707	198.1	40:10.552	10		1:37.823	38.101	32.339	27.383	240.0	16:18.771				
20		1:54.129	44.488	38.474	31.167	197.0	42:04.681	11		1:38.939	38.696		2:06.322	234.2	17:57.710				
21		1:52.081	43.332	37.296	31.453	203.0	43:56.762	12		1:38.908	38.029		3:45.230	238.9	19:36.618				
22		1:51.608	43.089	36.915	31.604	197.4	45:48.370	13		1:37.983	37.863		5:23.213	237.8	21:14.601				
23		1:51.526	43.138	37.019	31.369	205.3	47:39.896	14		1:38.832	39.102		7:02.045	215.1	22:53.433				
24		1:53.311	43.258	38.317	31.736	200.7	49:33.207	15		1:39.131	38.278	33.087	27.766	237.3	24:32.564				
25		1:53.355	43.529	37.719	32.107	200.7	51:26.562	16		1:43.420	38.008	34.008	31.404	239.4	26:15.984				
26		1:53.288	44.155	37.699	31.434	199.2	53:19.850	17		1:49.841	40.284	36.945	32.612	234.2	28:05.825				
27		2:03.625 P	44.610	38.112	40.903	181.2	55:23.475	18		3:34.517	1:06.520	1:20.546	1:07.451	146.7	31:40.342				
28		3:15.683	2:05.908	37.657	32.118	105.1	58:39.158	19		3:19.936	1:08.753	1:06.186	1:04.997	84.4	35:00.278				
29		1:52.634	43.360	38.026	31.248	193.5	1:00:31.792	20		3:14.214	1:08.000	1:06.149	1:00.065	97.7	38:14.492				
30		2:22.885	42.936	1:07.331	32.618	208.4	1:02:54.677	21		1:41.203	39.529	33.592	28.082	222.6	39:55.695				
31		1:55.512	44.918	38.424	32.170	185.8	1:04:50.189	22		1:37.788	37.879		2:05.870	237.3	41:33.483				
32		1:54.602	44.267	38.372	31.963	197.0	1:06:44.791	23		1:37.422	37.664		3:43.292	240.0	43:10.905				
33		1:55.429	44.476	38.935	32.018	178.2	1:08:40.220	24		1:37.597	37.783	32.130	27.684	240.0	44:48.502				
34		1:53.745	44.025	37.774	31.946	182.4	1:10:33.965	25		1:38.059	38.066	32.348	27.645	235.2	46:26.561				
35		1:52.488	43.384	37.531	31.573	199.2	1:12:26.453	26		1:37.788	37.858	32.283	27.647	239.4	48:04.349				
36		1:52.749	43.939	37.083	31.727	199.6	1:14:19.202	27		2:48.117 P	38.187	32.592	1:37.338	241.6	50:52.466				
37		1:51.628	43.172	36.965	31.491	199.6	1:16:10.830	28		1:53.473	52.374	33.272	27.827	116.2	52:45.939				
38		1:51.772	43.015	37.251	31.506	196.7	1:18:02.602	29		1:38.342	37.980	32.611	27.751	239.4	54:24.281				
39		1:53.034	42.970	37.566	32.498	203.7	1:19:55.636	30		1:38.271	38.157		2:06.022	232.2	56:02.552				
40		1:54.562	44.190	38.798	31.574	186.5	1:21:50.198	31		1:39.102	38.024		3:45.124	241.0	57:41.654				
41		2:00.634 P	43.183	38.825	38.626	191.1	1:23:50.832	32		1:38.928	38.486	32.611	27.831	241.0	59:20.582				
42		5:16.344	4:06.099	37.918	32.327	94.7	1:29:07.176	33		1:38.645	38.178	32.694	27.773	243.2	1:00:59.227				
43		1:52.341	43.685	37.362	31.294	201.4	1:30:59.517	34		1:48.949 P	38.170		2:16.722	237.3	1:02:48.176				
44		1:51.141	42.539	37.059	31.543	206.5	1:32:50.658	35		5:59.356	4:52.141	34.869	32.346	102.8	1:08:47.532				
45		1:51.281	42.900	36.850	31.531	205.3	1:34:41.939	36		1:41.239	39.162	33.941	28.136	216.8	1:10:28.771				
46		1:51.080	42.994	36.993	31.093	205.7	1:36:33.019	37		1:37.811	38.067	32.145	27.599	227.8	1:12:06.582				
47		1:50.376	42.617	36.631	31.128	206.1	1:38:23.395	38		1:37.928	38.052	32.050	27.826	234.2	1:13:44.510				
48		2:22.344	1:13.731	36.952	31.661	207.2	1:40:45.739	39		1:37.505	37.562	32.372	27.571	237.3	1:15:22.015				
49		1:52.478	43.846	37.196	31.436	189.4	1:42:38.217	40		1:37.438	37.782		2:05.009	238.4	1:16:59.453				
50		1:53.360	43.762	38.329	31.269	200.0	1:44:31.577	41			37.590			240.0					
51		1:51.936	43.407	37.369	31.160	201.4	1:46:23.513												
52		1:53.577	42.972	38.311	32.294	204.5	1:48:17.090												
53		1:52.644	43.576	37.591	31.477	203.0	1:50:09.734												
54		1:52.003	43.379	36.980	31.644	199.6	1:52:01.737												
55		1:51.857	43.229	37.050	31.578	200.7	1:53:53.594												



# Circuito de Madrid Jarama - RACI

CER

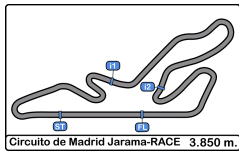
Carrera (2H+1V)

Tiempos Por Vuelta



112							113								
Pedro M. Lourinho Bras			PORSCHÉ 992 CUP				Joan Vinyes Dabad			PORSCHÉ 992 CUP					
GT Miguel Gomez Guillen			ESCUDERIA FARAON				GT Jaume Font Casas			BAPORO MOTORSPORT					
Vta	D	Tiempo	Sector 1	Sector 2	Sector 3	T. Spd	Elapsed	Vta	D	Tiempo	Sector 1	Sector 2	Sector 3	T. Spd	Elapsed
1		1:48.322	45.984		1:48.322		1:48.322	43		1:37.575	37.956	32.236	27.383	246.5	1:21:45.077
2		1:41.699	41.692		3:30.021	237.3	3:30.021	44		1:37.797	38.419	32.070	27.308	247.7	1:23:22.874
3		<b>1:38.398</b>	37.991	<b>32.288</b>	<b>28.119</b>	235.2	5:08.419	45		1:36.583	37.793	31.540	27.250	249.4	1:24:59.457
4		1:38.565	37.865		2:06.684	240.0	6:46.984	46		1:35.902	37.221	31.584	27.097	247.1	1:26:35.359
5		1:38.644	<b>37.836</b>		3:45.328	237.8	8:25.628	47		1:36.240	37.351	31.631	27.258	246.0	1:28:11.599
6		1:38.495	37.904		5:23.823		10:04.123	48		1:36.338	37.471	31.567	27.300	248.8	1:29:47.937
7		1:38.652	38.104		7:02.475		11:42.775	49		1:37.663	37.574	32.330	27.759	248.8	1:31:25.600
8		1:40.455	39.386		8:42.930	242.1	13:23.230	50		1:37.207	37.745	31.931	27.531	245.4	1:33:02.807
9			38.147					51		1:37.091	37.660	31.910	27.521	251.1	1:34:39.898
113							113								
Joan Vinyes Dabad			PORSCHÉ 992 CUP				Jaume Font Casas			BAPORO MOTORSPORT					
GT			BAPORO MOTORSPORT				GT			BAPORO MOTORSPORT					
Vta	D	Tiempo	Sector 1	Sector 2	Sector 3	T. Spd	Elapsed	Vta	D	Tiempo	Sector 1	Sector 2	Sector 3	T. Spd	Elapsed
1		1:41.272	42.560	31.756	26.956	212.1	1:41.272	52		1:38.065	37.851	32.852	27.362	246.0	1:36:17.963
2		1:35.229	37.126	<b>31.098</b>	27.005	248.8	3:16.501	53		1:36.894	37.622	31.759	27.513	246.5	1:37:54.857
3		<b>1:35.193</b>	<b>37.030</b>	31.317	<b>26.846</b>	251.1	4:51.694	54		1:37.199	37.868	31.786	27.545	244.3	1:39:32.056
4		1:35.443	37.242	31.148	27.053	250.0	6:27.137	55		1:37.326	38.329	31.603	27.394	234.2	1:41:09.382
5		1:35.959	37.373	31.490	27.096	248.2	8:03.096	56		1:36.562	37.638	31.617	27.307	248.2	1:42:45.944
6		1:36.566	37.498	31.415	27.653	250.0	9:39.662	57		1:39.203	38.122	33.326	27.755	251.1	1:44:25.147
7		1:37.486	38.107	31.895	27.484	251.1	11:17.148	58		1:37.540	38.079	31.812	27.649	244.8	1:46:02.687
8		1:37.398	37.497	31.413	28.488	248.8	12:54.546	59		1:38.364	39.173	31.692	27.499	240.0	1:47:41.051
9		1:37.969	37.799	32.562	27.608	246.5	14:32.515	60		1:37.284	37.945	31.794	27.545	241.6	1:49:18.335
10		1:36.990	37.618	31.838	27.534	249.4	16:09.505	61		1:36.933	37.752	31.780	27.401	246.5	1:50:55.268
11		1:36.978	37.691	31.732	27.555	248.8	17:46.483	62		1:37.001	37.881	31.619	27.501	247.1	1:52:32.269
12		1:38.545	37.950	32.963	27.632	248.2	19:25.028	63		1:38.226	38.061	32.021	28.144	243.7	1:54:10.495
13		1:39.374	37.852	33.994	27.528	250.0	21:04.402	64		1:37.747	38.582	31.854	27.311	243.7	1:55:48.242
14		1:38.122	38.083	32.269	27.770	247.1	22:42.524	65		1:39.109	38.432	33.108	27.569	242.1	1:57:27.351
15		1:39.534	38.721	33.153	27.660	251.1	24:22.058	66		1:38.297	38.097	32.545	27.655	243.7	1:59:05.648
16		1:41.335	37.986	34.298	29.051	244.3	26:03.393	67		1:37.623	38.031	32.069	27.523	242.6	2:00:43.271
17		1:54.777	38.948	41.381	34.448	246.5	27:58.170	68		1:38.915	38.556	32.091	28.268	236.3	2:02:22.186
18		3:40.186	1:12.255	1:19.563	1:08.368	125.2	31:38.356								
19		3:20.155	1:09.077	1:05.555	1:05.523	88.9	34:58.511								
20		3:14.255	1:08.168	1:05.662	1:00.425	134.8	38:12.766								
21		1:39.413	38.964	32.850	27.599	237.3	39:52.179								
22		1:37.334	37.857	31.887	27.590	249.4	41:29.513								
23		1:37.509	37.944	32.131	27.434	248.8	43:07.022								
24		1:37.491	38.061	31.887	27.543	247.7	44:44.513								
25		1:37.667	38.250	31.791	27.626	247.7	46:22.180								
26		1:37.958	38.000	32.130	27.828	246.0	48:00.138								
27		1:39.488	38.373	32.497	28.618	248.8	49:39.626								
28		1:38.951	38.357	32.727	27.867	245.4	51:18.577								
29		1:39.725	39.403	32.477	27.845	247.7	52:58.302								
30		1:38.865	38.792	32.174	27.899	244.3	54:37.167								
31		1:38.553	38.426	32.097	28.030	247.7	56:15.720								
32		1:42.954	38.822	35.884	28.248	248.8	57:58.674								
33		1:39.509	38.295	32.951	28.263	246.5	59:38.183								
34		1:45.603 P	38.522	32.857	34.224	247.1	1:01:23.786								
35		2:58.012	1:55.748	33.697	28.567	123.0	1:04:21.798								
36		1:42.530	39.968	33.885	28.677	221.3	1:06:04.328								
37		1:41.603	40.121	33.149	28.333	238.9	1:07:45.931								
38		1:41.564	39.842	33.398	28.324	243.2	1:09:27.495								
39		1:46.569 P	39.407	33.253	33.909	240.0	1:11:14.064								
40		5:36.282	4:35.617	32.923	27.742	101.2	1:16:50.346								
41		1:39.531	38.356	33.361	27.814	233.7	1:18:29.877								
42		1:37.625	38.103	32.082	27.440	240.5	1:20:07.502								





# Circuito de Madrid Jarama - RACI

## CER

### Carrera (2H+1V)

#### Tiempos Por Vuelta



# 118

Alvaro Fontes Blanco

FERRARI 488 Challenge EVO

# 122

Alejandro Barambio Perea

PORCHE 992 CUP

GT

Pedro M. Silvero Castilla

ESCUDERIA FARAON

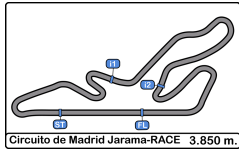
GT

Borja Garcia Menendez

ALEJANDRO BARAMBIO PEREA

Vta	D	Tiempo	Sector 1	Sector 2	Sector 3	T. Spd	Elapsed	Vta	D	Tiempo	Sector 1	Sector 2	Sector 3	T. Spd	Elapsed
1		1:45.427	45.283	32.506	27.638	190.4	1:45.427	1		1:44.449	44.266	32.574	27.609	203.0	1:44.449
2		1:37.810	37.727	32.526	27.557	248.8	3:23.237	2		1:37.573	37.657	32.422	27.494	248.2	3:22.022
3		1:37.254	37.890	31.966	27.398	244.8	5:00.491	3		1:38.065	38.252	32.197	27.616	247.7	5:00.087
4		1:37.737	38.121	32.041	27.575	235.2	6:38.228	4		1:37.923	37.985	32.239	27.699	244.3	6:38.010
5		1:37.573	37.893	31.867	27.813	247.1	8:15.801	5		1:37.178	37.571	31.998	27.609	246.0	8:15.188
6		1:37.242	37.841	31.829	27.572	241.6	9:53.043	6		1:37.379	37.660	32.120	27.599	250.0	9:52.567
7		1:39.447	38.237	33.338	27.872	234.7	11:32.490	7		1:40.725	38.030	34.889	27.806	244.8	11:33.292
8		1:39.857	38.424	32.565	28.868	231.7	13:12.347	8		1:39.388	38.688	32.425	28.275	237.3	13:12.680
9		1:39.297	38.446	32.645	28.206	236.3	14:51.644	9		1:39.591	38.477	32.900	28.214	236.3	14:52.271
10		1:40.582	38.790	32.780	29.012	218.1	16:32.226	10		1:40.655	38.556	33.071	29.028	240.0	16:32.926
11		1:39.899	38.728	32.947	28.224	237.3	18:12.125	11		1:39.795	38.531	32.842	28.422	243.7	18:12.721
12		1:39.696	38.602	32.916	28.178	237.3	19:51.821	12		1:39.660	38.256	33.150	28.254	244.3	19:52.381
13		1:39.848	38.530	32.932	28.386	236.8	21:31.669	13		1:39.730	38.330	33.164	28.236	243.7	21:32.111
14		1:40.527	39.125	32.924	28.478	222.2	23:12.196	14		1:40.493	39.081	32.894	28.518	230.7	23:12.604
15		1:44.197	38.994	33.450	31.753	234.7	24:56.393	15		1:48.152	38.999	34.276	34.877	242.6	25:00.756
16		1:45.697	39.605	33.874	32.218	227.3	26:42.090	16		1:44.668	39.033	32.880	32.755	231.7	26:45.424
17		2:19.238	50.803	41.733	46.702	139.1	29:01.328	17		2:16.967	48.602	41.516	46.849	173.9	29:02.391
18		2:43.855	43.696	55.455	1:04.704	173.3	31:45.183	18		2:43.716	43.493	55.515	1:04.708	178.2	31:46.107
19		3:20.960	1:08.930	1:07.857	1:04.173	71.4	35:06.143	19		3:22.159	1:09.128	1:07.693	1:05.338	72.0	35:08.266
20		3:11.375	1:07.684	1:05.633	58.058	109.5	38:17.518	20		3:09.389	1:06.556	1:05.607	57.226	106.8	38:17.655
21		1:44.095	41.295	33.906	28.894	208.4	40:01.613	21		1:47.040	41.920	35.692	29.428	215.1	40:04.695
22		1:41.473	39.201	33.489	28.783	235.2	41:43.086	22		1:42.930	39.700	34.273	28.957	240.0	41:47.625
23		1:40.892	39.269	32.965	28.658	231.2	43:23.978	23		1:50.383 P	39.603	35.045	35.735	237.8	43:38.008
24		1:40.136	38.979	32.980	28.177	233.7	45:04.114	24		5:06.867	4:03.384	34.526	28.957	99.0	48:44.875
25		1:39.619	38.791	32.495	28.333	233.2	46:43.733	25		1:50.118 P	39.875	34.432	35.811	229.2	50:34.993
26		1:39.918	38.801	32.602	28.515	237.3	48:23.651	26		2:55.100	1:54.278	32.936	27.886	93.9	53:30.093
27		1:40.510	38.900	32.681	28.929	240.5	50:04.161	27		1:38.034	37.786	32.853	27.395	244.3	55:08.127
28		1:41.221	39.279	33.037	28.905	236.8	51:45.382	28		1:36.683	37.498	31.723	27.462	247.7	56:44.810
29		1:42.260	39.675	33.780	28.805	236.3	53:27.642	29		1:39.356	38.719	33.176	27.461	220.8	58:24.166
30		1:45.175	40.722	34.310	30.143	235.8	55:12.817	30		1:36.689	37.793	31.743	27.153	241.0	1:00:00.855
31		1:42.632	40.105	33.532	28.995	238.4	56:55.449	31		1:37.040	37.505	31.977	27.558	245.4	1:01:37.895
32		1:41.896	39.610	33.316	28.970	235.2	58:37.345	32		1:37.058	37.635	31.774	27.649	239.4	1:03:14.953
33		1:42.561	39.476	33.798	29.287	246.5	1:00:19.906	33		1:37.734	37.907	32.257	27.570	246.0	1:04:52.687
34		1:43.036	40.176	33.732	29.128	234.7	1:02:02.942	34		1:37.582	38.284	31.908	27.390	225.9	1:06:30.269
35		1:42.816	40.164	33.272	29.380	233.7	1:03:45.758	35		1:38.654	38.163	32.550	27.941	238.9	1:08:08.923
36		1:42.780	39.988	33.619	29.173	230.7	1:05:28.538	36		1:40.623	38.652	33.274	28.697	235.2	1:09:49.546
37		1:43.291	39.993	34.139	29.159	236.8	1:07:11.829	37		1:43.658 P	38.107	32.012	33.539	243.2	1:11:33.204
38		1:43.409	39.903	34.122	29.384	238.4	1:08:55.238	38		2:35.463	1:35.972	32.148	27.343	119.8	1:14:08.667
39		1:52.970 P	40.508	35.661	36.801	225.4	1:10:48.208	39		1:37.307	37.504	31.790	28.013	245.4	1:15:45.974
40		3:20.724 P	2:03.965	38.724	38.035	110.7	1:14:08.932	40		1:37.233	37.776	32.174	27.283	240.5	1:17:23.207
41		5:55.983	4:45.547	38.288	32.148	18.2	1:20:04.915	41		1:37.308	37.465	32.128	27.715	245.4	1:19:00.515
42		1:51.548	42.808	37.657	31.083	209.7	1:21:56.463	42		1:36.486	37.423	31.838	27.225	243.2	1:20:37.001
43		1:50.141	42.509	36.508	31.124	215.1	1:23:46.604	43		1:36.624	37.418	31.621	27.585	238.4	1:22:13.625
44		1:51.082	42.278	37.522	31.282	231.7	1:25:37.686	44		1:36.906	37.627	31.743	27.536	242.6	1:23:50.531
45		1:51.654	42.588	37.759	31.307	225.9	1:27:29.340	45		1:36.797	37.636	31.768	27.393	238.9	1:25:27.328
46		1:50.574	42.106	36.642	31.826	213.4	1:29:19.914	46		1:36.091	37.285	31.604	27.202	243.7	1:27:03.419
47		1:53.460	43.564	37.630	32.266	222.6	1:31:13.374	47		1:36.636	37.429	32.031	27.176	244.8	1:28:40.055
48		1:53.144	42.959	38.215	31.970	226.4	1:33:06.518	48		1:37.635	37.577	32.805	27.253	243.7	1:30:17.690
49		1:52.498	42.656	37.774	32.068	225.4	1:34:59.016	49		1:35.934	37.422	31.484	27.028	246.0	1:31:53.624
50		1:52.184	42.269	38.018	31.897	229.7	1:36:51.200	50		1:36.147	37.266	31.592	27.289	247.1	1:33:29.771
51		8:05.301 P	6:09.723	1:00.334	55.244	247.1	1:44:56.501	51		1:36.492	37.416	31.812	27.264	246.5	1:35:06.263
52								52		1:37.460	37.350	33.009	27.101	248.2	1:36:43.723
53								53		1:36.493	37.545	31.619	27.329	248.8	1:38:20.216
54								54		1:38.073	37.933	32.373	27.767	227.3	1:39:58.289
55								55		1:36.688	37.775	31.746	27.167	243.2	1:41:34.977





# Circuito de Madrid Jarama - RACI

CER

Carrera (2H+1V)

Tiempos Por Vuelta



### 122

Alejandro Barambio Perea

PORCHE 992 CUP

Jordi Fuset Sala

Porsche 718 GT4 RS Clubsport

GT

Borja Garcia Menendez

ALEJANDRO BARAMBIO PEREA

CLASE 1

Lorenzo Mendieta Sola

MOTOR CLUB SABADELL

Vta	D	Tiempo	Sector 1	Sector 2	Sector 3	T. Spd	Elapsed	Vta	D	Tiempo	Sector 1	Sector 2	Sector 3	T. Spd	Elapsed
56		1:36.397	37.756	31.627	<b>27.014</b>	229.7	1:43:11.374	20		1:47.130	41.285	36.106	29.739	218.1	40:03.473
57		1:36.292	37.351	31.570	27.371	250.0	1:44:47.666	21		1:46.024	40.490	35.908	29.626	234.7	41:49.497
58		1:36.728	37.710	31.784	27.234	246.0	1:46:24.394	22		1:45.313	40.560	34.999	29.754	231.2	43:34.810
59		1:36.820	38.032	31.573	27.215	236.3	1:48:01.214	23		1:44.535	40.257	34.539	29.739	233.7	45:19.345
60		1:36.843	37.451	32.037	27.355	237.8	1:49:38.057	24		1:44.373	40.605	34.537	29.231	230.2	47:03.718
61		1:36.549	37.530	31.739	27.280	247.1	1:51:14.606	25		1:45.206	40.169	35.123	29.914	236.3	48:48.924
62		1:36.214	37.472	31.492	27.250	246.5	1:52:50.820	26		1:44.574	40.590	34.487	29.497	232.7	50:33.498
63		1:36.486	37.350	31.742	27.394	248.2	1:54:27.306	27		1:44.571	40.186	34.915	29.470	234.2	52:18.069
64		1:36.474	37.590	31.634	27.250	247.7	1:56:03.780	28		1:43.344	39.877	34.007	29.460	233.2	54:01.413
65		1:36.647	37.326	31.519	27.802	250.5	1:57:40.427	29		1:43.704	40.103	34.251	29.350	230.7	55:45.117
66		1:40.512	40.558	32.290	27.664	205.3	1:59:20.939	30		1:43.710	40.389	34.107	29.214	226.8	57:28.827
67		1:38.015	38.085	32.375	27.555	246.5	2:00:58.954	31		1:46.059	40.196	35.941	29.922	233.7	59:14.886
68		1:37.102	37.934	31.790	27.378	242.6	2:02:36.056	32		1:44.219	40.336	34.459	29.424	233.2	1:00:59.105

### 123

Agustin Sanabria Crespo

RENAULT RS01

GT

Françes Gutierrez

ESCUADERIA FARAON

Vta	D	Tiempo	Sector 1	Sector 2	Sector 3	T. Spd	Elapsed	Vta	D	Tiempo	Sector 1	Sector 2	Sector 3	T. Spd	Elapsed
33		1:45.019						33		1:45.019	39.987	35.317	29.715	236.3	1:02:44.124
34		1:51.500	P					34		1:51.500	40.504	36.572	34.424	236.3	1:04:35.624
35		3:15.801						35		3:15.801	2:13.063	33.717	29.021	111.1	1:07:51.425
36		1:42.155						36		1:42.155	39.554	33.675	28.926	235.2	1:09:33.580
37		1:41.349						37		1:41.349	39.442	33.264	28.643	236.3	1:11:14.929
38		1:40.981						38		1:40.981	38.989	33.182	28.810	237.3	1:12:55.910
39		1:41.534						39		1:41.534	39.457	33.243	28.834	236.8	1:14:37.444
40		1:41.110						40		1:41.110	39.303	33.107	28.700	237.3	1:16:18.554
41		1:41.993						41		1:41.993	39.668	33.601	28.724	234.2	1:18:00.547
42		1:47.228	P					42		1:47.228	39.618	33.608	34.002	230.7	1:19:47.775
43		5:48.267						43		5:48.267	4:44.047	34.956	29.264	109.6	1:25:36.042
44		1:40.767						44		1:40.767	39.188	33.135	28.444	230.7	1:27:16.809
45		1:40.325						45		1:40.325	39.074	32.934	<b>28.317</b>	235.8	1:28:57.134
46		1:40.899						46		1:40.899	39.066	33.365	28.468	220.8	1:30:38.033
47		1:40.268						47		1:40.268	<b>38.586</b>	33.074	28.608	236.3	1:32:18.301
48		1:40.600						48		1:40.600	39.023	33.029	28.548	235.8	1:33:58.901
49		<b>1:40.134</b>						49		<b>1:40.134</b>	38.868	<b>32.864</b>	28.402	236.8	1:35:39.035
50		1:40.546						50		1:40.546	39.023	33.002	28.521	236.8	1:37:19.581
51		1:41.464						51		1:41.464	39.585	33.187	28.692	231.2	1:39:01.045

### 125

Jordi Fuset Sala

Porsche 718 GT4 RS Clubsport

CLASE 1

Lorenzo Mendieta Sola

MOTOR CLUB SABADELL

Vta	D	Tiempo	Sector 1	Sector 2	Sector 3	T. Spd	Elapsed	Vta	D	Tiempo	Sector 1	Sector 2	Sector 3	T. Spd	Elapsed
52		1:42.604						52		1:42.604	39.762	34.072	28.770	226.8	1:40:43.649
53		1:41.020						53		1:41.020	39.445	32.979	28.596	227.3	1:42:24.669
54		1:42.153						54		1:42.153	39.219	33.951	28.983	231.7	1:44:06.822
55		1:41.268						55		1:41.268	39.574	33.136	28.558	208.8	1:45:48.090
56		1:40.581						56		1:40.581	39.079	32.937	28.565	235.8	1:47:28.671
57		1:40.770						57		1:40.770	39.213	33.038	28.519	229.2	1:49:09.441
58		1:40.991						58		1:40.991	39.125	33.293	28.573	232.7	1:50:50.432
59		1:40.815						59		1:40.815	39.085	33.111	28.619	232.7	1:52:31.247
60		1:42.098						60		1:42.098	40.162	33.247	28.689	219.9	1:54:13.345
61		1:41.480						61		1:41.480	39.231	33.380	28.869	232.7	1:55:54.825
62		1:42.415						62		1:42.415	39.353	33.681	29.381	237.8	1:57:37.240
63		1:41.946						63		1:41.946	39.266	33.345	29.335	232.7	1:59:19.186
64		1:42.882						64		1:42.882	40.304	33.492	29.086	228.3	2:01:02.068
65		1:42.298						65		1:42.298	39.516	33.690	29.092	234.2	2:02:44.366

### 165

Pere Marques Vancells

LIGIER JS2R

CLASE 1

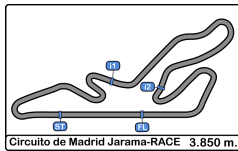
Jose A. Gomez Gutierrez

ESCUADERIA LA CORUÑA

Vta	D	Tiempo	Sector 1	Sector 2	Sector 3	T. Spd	Elapsed
1		1:53.084	48.051	35.510	29.523	193.8	1:53.084
2		1:44.472	40.166	34.800	29.506	228.3	3:37.556
3		1:42.590	40.092	33.815	28.683	226.8	5:20.146
4		1:41.569	39.295	33.615	28.659	227.8	7:01.715
5		1:41.203	<b>38.971</b>	33.565	28.667	227.8	8:42.918







# Circuito de Madrid Jarama - RACE

CER

Carrera (2H+1V)

Tiempos Por Vuelta



165

Pere Marques Vancells

LIGIER JS2R

165

Pere Marques Vancells

LIGIER JS2R

CLASE 1

Jose A. Gomez Gutierrez

ESCUADERIA LA CORUÑA

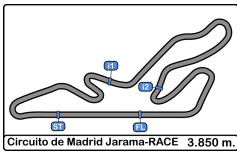
CLASE 1

Jose A. Gomez Gutierrez

ESCUADERIA LA CORUÑA

Vta	D	Tiempo	Sector 1	Sector 2	Sector 3	T. Spd	Elapsed	Vta	D	Tiempo	Sector 1	Sector 2	Sector 3	T. Spd	Elapsed				
6		1:41.347	39.030	33.800	28.517	229.7	10:24.265	61		1:44.017	40.158	34.400	29.459	210.1	1:56:51.543				
7		1:41.122	39.087	33.528	28.507	230.2	12:05.387	62		1:44.456	40.508	34.578	29.370	206.8	1:58:35.999				
8		1:46.165	41.681	35.685	28.799	231.2	13:51.552	63		1:44.469	40.268	34.656	29.545	204.9	2:00:20.468				
9		1:42.766	39.397	34.693	28.676	227.8	15:34.318	64		1:44.830	40.537	34.853	29.440	202.2	2:02:05.298				
10		1:43.858	39.384	34.999	29.475	226.8	17:18.176	65		1:44.550	40.186	34.997	29.367	206.8	2:03:49.848				
11		1:44.377	39.716	34.728	29.933	228.3	19:02.553	<b>191</b>							Jean-Roch Piat				
12		1:45.754	40.085	36.373	29.296	227.8	20:48.307	GT							Porsche 991.1 GT3 CUP				
13		1:44.912	39.631	35.501	29.780	229.7	22:33.219	GT							VELOSO MOTORSPORT				
14		1:44.688	40.239	34.927	29.522	224.5	24:17.907	Vta	D	Tiempo	Sector 1	Sector 2	Sector 3	T. Spd	Elapsed				
15		1:53.073	40.973	37.591	34.509	227.3	26:10.980	1		1:52.345	47.414	35.298	29.633	182.7	1:52.345				
16		1:53.984	42.036	37.527	34.421	219.9	28:04.964	2		1:45.045	40.156	35.229	29.660	227.8	3:37.390				
17		3:34.180	1:06.511	1:19.670	1:07.999	173.0	31:39.144	3		1:48.049	41.841	35.885	30.323	225.9	5:25.439				
18		3:20.119	1:09.093	1:05.560	1:05.466	93.5	34:59.263	4		1:45.585	40.252	35.544	29.789	229.7	7:11.024				
19		3:15.065	1:08.059	1:05.958	1:01.048	111.5	38:14.328	5		1:45.895	40.234	36.133	29.528	229.7	8:56.919				
20		1:47.131	41.383	35.666	30.082	216.8	40:01.459	6		1:50.368	40.154	39.947	30.267	233.2	10:47.287				
21		1:45.001	40.511	35.227	29.263	223.6	41:46.460	7		1:45.556	40.417	35.037	30.102	232.7	12:32.843				
22		1:46.793	40.404	37.085	29.304	228.3	43:33.253	8		2:17.126 P	41.235	44.019	51.872	232.7	14:49.969				
23		1:44.391	40.094	34.872	29.425	225.9	45:17.644	<b>415</b>							Jeremy Faligand				
24		1:44.700	40.059	35.111	29.530	226.4	47:02.344	GT							Victor Bernier				
25		1:53.999 P	40.240	36.051	37.708	224.5	48:56.343	Vta	D	Tiempo	Sector 1	Sector 2	Sector 3	T. Spd	Elapsed				
26		5:26.210	4:19.639	36.778	29.793	95.9	54:22.553	1		1:43.073	43.551	32.391	27.131	197.0	1:43.073				
27		1:47.355	42.022	35.659	29.674	225.4	56:09.908	2		1:36.009	37.103	31.851	27.055	236.8	3:19.082				
28		1:45.462	40.520	35.268	29.674	227.3	57:55.370	3		1:35.189	36.733	31.668	26.788	243.7	4:54.271				
29		1:46.079	40.818	35.645	29.616	222.6	59:41.449	4		1:36.522	37.206	32.391	26.925	246.5	6:30.793				
30		1:45.607	40.487	35.373	29.747	225.0	1:01:27.056	5		1:38.000	38.405	32.632	26.963	242.6	8:08.793				
31		1:53.068 P	40.590	35.699	36.779	225.0	1:03:20.124	6		1:36.649	37.287	32.088	27.274	244.3	9:45.442				
32		3:06.145	2:01.889	34.872	29.384	108.2	1:06:26.269	7		1:38.614	38.496	32.687	27.431	238.4	11:24.056				
33		1:43.520	39.662	34.528	29.330	220.8	1:08:09.789	8		1:36.673	38.210	31.622	26.841	234.7	13:00.729				
34		1:45.526	40.439	36.174	28.913	215.1	1:09:55.315	9		1:37.260	37.005	32.519	27.736	242.6	14:37.989				
35		1:53.610	49.383	34.836	29.391	226.8	1:11:48.925	10		1:36.812	37.243	31.991	27.578	241.0	16:14.801				
36		1:43.761	39.993	34.461	29.307	213.4	1:13:32.686	11		1:35.792	37.085	31.575	27.132	236.3	17:50.593				
37		1:46.253	39.852	35.079	31.322	208.4	1:15:18.939	12		1:36.036	36.845	31.851	27.340	244.3	19:26.629				
38		1:44.123	40.561	34.808	28.754	206.5	1:17:03.062	13		1:38.057	37.210	33.376	27.471	247.7	21:04.686				
39		1:42.897	39.533	34.439	28.925	216.0	1:18:45.959	14		1:38.135	38.010	32.347	27.778	244.3	22:42.821				
40		1:43.064	39.633	34.427	29.004	214.7	1:20:29.023	15		1:37.998	37.894	33.051	27.053	243.7	24:20.819				
41		1:44.414	39.887	34.633	29.894	212.1	1:22:13.437	16		1:39.208	37.386	31.962	29.860	241.6	26:00.027				
42		1:42.903	39.681	34.321	28.901	213.0	1:23:56.340	17		1:55.024	37.658	42.671	34.695	247.1	27:55.051				
43		1:42.897	39.769	34.302	28.826	207.6	1:25:39.237	18		3:41.024	1:13.839	1:18.770	1:08.415	140.0	31:36.075				
44		1:43.439	40.293	34.180	28.966	209.3	1:27:22.676	19		3:20.960	1:10.387	1:05.204	1:05.369	93.8	34:57.035				
45		1:43.091	39.633	34.218	29.240	212.5	1:29:05.767	20		3:14.570	1:07.774	1:05.979	1:00.817	98.9	38:11.605				
46		1:44.222	40.666	34.603	28.953	214.7	1:30:49.989	21		1:37.270	37.934	31.729	27.607	232.2	39:48.875				
47		1:44.072	40.440	34.627	29.005	213.0	1:32:34.061	22		1:35.950	37.120	31.735	27.095	242.6	41:24.825				
48		1:43.258	40.005	34.079	29.174	212.5	1:34:17.319	23		1:35.712	37.147	31.668	26.897	247.1	43:00.537				
49		1:43.322	39.991	34.278	29.053	209.3	1:36:00.641	24		1:35.719	37.038	31.664	27.017	247.7	44:36.256				
50		1:43.755	40.329	34.080	29.346	212.1	1:37:44.396	25		1:35.722	37.081	31.546	27.095	246.0	46:11.978				
51		1:45.036	40.409	35.309	29.318	209.7	1:39:29.432	26		1:36.227	37.457	31.698	27.072	249.4	47:48.205				
52		1:45.236	41.575	34.603	29.058	208.8	1:41:14.668	27		1:38.724	38.057	32.843	27.824	235.2	49:26.929				
53		1:43.850	40.240	34.356	29.254	206.1	1:42:58.518	28		1:37.634	38.631	31.861	27.142	233.7	51:04.563				
54		1:43.483	39.970	34.433	29.080	214.2	1:44:42.001	29		1:36.358	37.503	31.659	27.196	246.0	52:40.921				
55		1:43.817	40.258	34.382	29.177	213.4	1:46:25.818	30		1:37.686	37.154	33.377	27.155	250.5	54:18.607				
56		1:46.435	40.841	36.647	28.947	197.8	1:48:12.253	31		1:36.193	37.168	31.571	27.454	248.8	55:54.800				
57		1:42.919	39.957	34.235	28.727	210.9	1:49:55.172	32		1:36.602	37.466	31.721	27.415	247.7	57:31.402				
58		1:43.611	39.758	34.170	29.683	211.3	1:51:38.783	33		1:37.340	37.635	32.165	27.540	247.1	59:08.742				
59		1:44.425	40.406	34.350	29.669	208.0	1:53:23.208	34		1:46.191 P	37.479	32.079	36.633	247.7	1:00:54.933				
60		1:44.318	40.307	34.593	29.418	204.1	1:55:07.526												





# Circuito de Madrid Jarama - RACI

CER

Carrera (2H+1V)

Tiempos Por Vuelta



415

Jeremy Faligand

PORSCHE 992 CUP

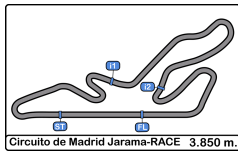
GT

Victor Bernier

FALIGAND JEREMY

Vta	D	Tiempo	Sector 1	Sector 2	Sector 3	T. Spd	Elapsed
35		4:09.594	3:04.784	35.231	29.579	97.2	1:05:04.527
36		1:49.561	39.046	37.818	32.697	225.4	1:06:54.088
37		1:59.822 P	43.230	37.849	38.743	197.8	1:08:53.910
38		6:30.233 P	5:14.610	38.631	36.992	83.7	1:15:24.143
39		3:39.010	2:32.425	36.109	30.476	113.0	1:19:03.153
40		1:52.684 P	40.232	36.751	35.701	239.4	1:20:55.837
41		2:32.796	1:27.696	35.504	29.596	111.3	1:23:28.633
42		1:42.993	39.198	34.552	29.243	236.8	1:25:11.626
43		1:42.651	39.272	34.312	29.067	216.4	1:26:54.277
44		1:42.712	39.352	33.955	29.405	232.2	1:28:36.989
45		1:43.077	39.176	34.885	29.016	239.4	1:30:20.066
46		1:41.561	38.832	33.752	28.977	242.6	1:32:01.627
47		1:42.178	38.919	34.102	29.157	231.2	1:33:43.805
48		1:42.784	39.098	34.478	29.208	235.8	1:35:26.589
49		1:41.925	39.030	33.779	29.116	243.2	1:37:08.514
50		1:43.712	39.834	34.583	29.295	215.5	1:38:52.226
51		1:43.315	39.686	34.233	29.396	233.7	1:40:35.541
52		1:42.794	39.314	34.328	29.152	228.8	1:42:18.335
53		1:45.491	40.358	35.903	29.230	224.0	1:44:03.826
54		1:41.845	39.187	33.911	28.747	238.4	1:45:45.671
55		1:40.796	38.574	33.537	28.685	246.0	1:47:26.467
56		1:40.745	38.702	33.669	28.374	234.7	1:49:07.212
57		1:40.862	38.782	33.296	28.784	246.5	1:50:48.074
58		1:40.671	38.854	33.252	28.565	243.2	1:52:28.745
59		1:41.656	38.725	33.877	29.054	242.1	1:54:10.401
60		1:42.551	39.964	33.711	28.876	219.0	1:55:52.952
61		1:47.375	38.710	38.182	30.483	250.5	1:57:40.327
62		1:43.328	39.799	34.570	28.959	225.0	1:59:23.655
63		1:41.988	39.432	33.834	28.722	244.8	2:01:05.643
64		1:42.143	39.316	33.585	29.242	241.6	2:02:47.786





# Circuito de Madrid Jarama - RACE

CER

Carrera (2H+1V)



## Análisis

Num	Tiempo Vta.	Dif 1º
<b>Vta 1</b>		
113	1:41.272	
100	1:42.763	01.491
415	1:43.073	01.801
122	1:44.449	03.177
123	1:44.766	03.494
118	1:45.427	04.155
112	1:48.322	07.050
191	1:52.345	11.073
125	1:52.956	11.684
165	1:53.084	11.812
15	1:58.151	16.879
60	2:00.587	19.315
81	2:01.450	20.178
40	2:02.308	21.036
56	2:02.491	21.219
41	2:03.091	21.819
18	2:04.093	22.821
9	2:04.788	23.516
82	2:05.811	24.539

Num	Tiempo Vta.	Dif 1º
-----	-------------	--------

<b>Vta 2</b>		
113	1:35.229	
100	1:35.990	02.252
415	1:36.009	02.581
122	1:37.573	05.521
123	1:37.628	05.893
118	1:37.810	06.736
112	1:41.699	13.520
191	1:45.045	20.889
165	1:44.472	21.055
125	1:47.548	24.003
15	1:49.975	31.625
81	1:51.158	36.107
60	1:53.059	37.145
56	1:52.558	38.548
40	1:53.494	39.301
41	1:53.342	39.932
18	1:53.661	41.253
9	1:53.648	41.935
82	1:53.259	42.569

Num	Tiempo Vta.	Dif 1º
-----	-------------	--------

<b>Vta 3</b>		
113	1:35.193	
100	1:35.188	02.247
415	1:35.189	02.577
123	1:36.207	06.907
122	1:38.065	08.393
118	1:37.254	08.797
112	1:38.398	16.725
165	1:42.590	28.452
191	1:48.049	33.745
125	1:45.928	34.738
15	1:50.258	46.690
81	1:49.520	50.434
60	1:52.315	54.267

Num	Tiempo Vta.	Dif 1º
56	1:51.324	54.679
40	1:52.419	56.527
41	1:52.691	57.430
18	1:53.245	59.305
9	1:53.341	1:00.083
82	1:53.020	1:00.396

Num	Tiempo Vta.	Dif 1º
-----	-------------	--------

<b>Vta 4</b>		
113	1:35.443	
100	1:36.771	03.575
415	1:36.522	03.656
123	1:36.481	07.945
122	1:37.923	10.873
118	1:37.737	11.091
112	1:38.565	19.847
165	1:41.569	34.578
191	1:45.585	43.887
125	1:45.606	44.901
15	1:49.461	1:00.708
81	1:48.111	1:03.102
60	1:51.762	1:10.586
56	1:51.938	1:11.174
40	1:52.352	1:13.436
41	1:53.027	1:15.014
82	1:52.107	1:17.060
18	1:54.831	1:18.693
9	1:54.743	1:19.383

Num	Tiempo Vta.	Dif 1º
-----	-------------	--------

<b>Vta 5</b>		
113	1:35.959	
100	1:37.824	05.440
415	1:38.000	05.697
123	1:36.547	08.533
122	1:37.178	12.092
118	1:37.573	12.705
112	1:38.644	22.532
165	1:41.203	39.822
191	1:45.895	53.823
125	1:45.796	54.738
15	1:49.764	1:14.513
81	1:47.961	1:15.104
60	1:51.389	1:26.016
56	1:51.349	1:26.564
40	1:52.053	1:29.530
41	1:52.888	1:31.943
82	1:51.640	1:32.741

Num	Tiempo Vta.	Dif 1º
-----	-------------	--------

<b>Vta 6</b>		
113	1:36.566	
18	1:55.633	1 Lap
9	1:55.679	1 Lap
100	1:36.763	05.637
415	1:36.649	05.780
123	1:35.659	07.626
122	1:37.379	12.905
118	1:37.242	13.381

Num	Tiempo Vta.	Dif 1º
112	1:38.495	24.461
165	1:41.347	44.603
125	1:46.112	1:04.284
191	1:50.368	1:07.625
15	1:48.563	1:26.510
81	1:48.792	1:27.330

Num	Tiempo Vta.	Dif 1º
-----	-------------	--------

<b>Vta 7</b>		
113	1:37.486	
60	1:51.766	1 Lap
56	1:52.096	1 Lap
415	1:38.614	06.908
100	1:38.795	06.946
40	1:51.917	1 Lap
123	1:39.507	09.647
82	1:53.688	1 Lap
41	1:55.165	1 Lap
118	1:39.447	15.342
122	1:40.725	16.144
9	1:56.134	1 Lap
18	1:58.194	1 Lap
112	1:38.652	25.627
165	1:41.122	48.239
125	1:45.142	1:11.940
191	1:45.556	1:15.695

Num	Tiempo Vta.	Dif 1º
-----	-------------	--------

<b>Vta 8</b>		
113	1:37.398	
15	1:48.386	1 Lap
81	1:48.226	1 Lap
415	1:36.673	06.183
100	1:38.296	07.844
123	1:37.723	09.972
118	1:39.857	17.801
122	1:39.388	18.134
60	1:52.538	1 Lap
56	1:52.284	1 Lap
40	1:51.989	1 Lap
82	1:52.565	1 Lap
112	1:40.455	28.684
41	1:53.250	1 Lap
9	1:53.784	1 Lap
18	1:53.631	1 Lap
165	1:46.165	57.006
125	1:44.653	1:19.195

Num	Tiempo Vta.	Dif 1º
-----	-------------	--------

<b>Vta 9</b>		
113	1:37.969	
415	1:37.260	05.474
100	1:38.558	08.433
123	1:37.238	09.241
15	1:49.479	1 Lap
81	1:49.698	1 Lap
191	2:17.126	1 Lap
118	1:39.297	19.129
122	1:39.591	19.756

Num	Tiempo Vta.	Dif 1º
56	1:51.911	1 Lap
60	1:53.240	1 Lap
40	1:51.894	1 Lap
82	1:53.758	1 Lap
41	1:53.310	1 Lap
9	1:53.763	1 Lap
18	1:53.795	1 Lap
165	1:42.766	1:01.803
125	1:44.287	1:25.513

Num	Tiempo Vta.	Dif 1º
-----	-------------	--------

<b>Vta 10</b>		
113	1:36.990	
415	1:36.812	05.296
100	1:37.823	09.266
123	1:37.541	09.792
118	1:40.582	22.721
15	1:48.318	1 Lap
122	1:40.655	23.421
81	1:49.102	1 Lap
56	1:52.112	1 Lap
60	1:52.334	1 Lap
40	1:51.948	1 Lap
82	1:51.395	1 Lap
41	1:53.221	1 Lap
165	1:43.858	1:08.671
9	1:54.828	1 Lap
18	1:54.483	1 Lap
125	1:44.884	1:33.407

Num	Tiempo Vta.	Dif 1º
-----	-------------	--------

<b>Vta 11</b>		
113	1:36.978	
415	1:35.792	04.110
123	1:37.560	10.374
100	1:38.939	11.227
118	1:39.899	25.642
122	1:39.795	26.238
15	1:50.058	1 Lap
81	1:48.934	1 Lap
56	1:52.221	1 Lap
60	1:52.037	1 Lap
40	1:51.939	1 Lap
82	1:51.802	1 Lap
165	1:44.377	1:16.070
41	1:53.770	1 Lap
9	1:54.631	1 Lap
18	1:54.520	1 Lap

Num	Tiempo Vta.	Dif 1º
-----	-------------	--------

<b>Vta 12</b>		
113	1:38.545	
415	1:36.036	01.601
125	1:45.697	1 Lap
123	1:39.049	10.878
100	1:38.908	11.590
118	1:39.696	26.793
122	1:39.660	27.353
15	1:50.683	1 Lap

Num	Tiempo Vta.	Dif 1º
81	1:51.270	1 Lap
56	1:51.974	1 Lap
60	1:51.632	1 Lap
40	1:51.626	1 Lap
165	1:45.754	1:23.279
82	1:52.097	1 Lap
41	1:53.593	1 Lap

Num	Tiempo Vta.	Dif 1º
-----	-------------	--------

<b>Vta 13</b>		
113	1:39.374	
415	1:38.057	00.284
9	1:55.480	2 Laps
18	1:55.675	2 Laps
125	1:43.635	1 Lap
123	1:37.827	09.331
100	1:37.983	10.199
118	1:39.848	27.267
122	1:39.730	27.709
15	1:50.881	1 Lap
81	1:50.066	1 Lap
165	1:44.912	1:28.817
56	1:52.066	1 Lap
60	1:52.749	1 Lap
40	1:52.405	1 Lap

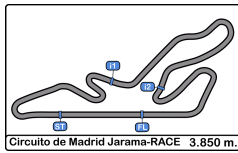
Num	Tiempo Vta.	Dif 1º
-----	-------------	--------

<b>Vta 14</b>		
113	1:38.122	
415	1:38.135	00.297
82	1:55.522	2 Laps
41	1:53.431	2 Laps
123	1:38.097	09.306
100	1:38.832	10.909
125	1:46.353	1 Lap
9	1:56.024	2 Laps
18	1:55.723	2 Laps
118	1:40.527	29.672
122	1:40.493	30.080
81	1:48.901	1 Lap
15	1:51.801	1 Lap
165	1:44.688	1:35.383

Num	Tiempo Vta.	Dif 1º
-----	-------------	--------

<b>Vta 15</b>		
415	1:37.998	
113	1:39.534	01.239
56	1:52.285	2 Laps
60	1:51.817	2 Laps
40	1:51.892	2 Laps
100	1:39.131	11.745
82	1:53.934	2 Laps
41	1:53.688	2 Laps
125	1:47.060	1 Lap
118	1:44.197	35.574
122	1:48.152	39.937
18	1:59.148	2 Laps
9	2:17.867	2 Laps
81	1:55.865	1 Lap





# Circuito de Madrid Jarama - RACE

CER

Carrera (2H+1V)



## Análisis

Num	Tiempo Vta.	Dif 1º
15	1:54.790	1 Lap

Num	Tiempo Vta.	Dif 1º
-----	-------------	--------

### Vta 16

415	1:39.208	
-----	----------	--

113	1:41.335	03.366
-----	----------	--------

165	1:53.073	1 Lap
-----	----------	-------

100	1:43.420	15.957
-----	----------	--------

56	1:52.961	2 Laps
----	----------	--------

60	1:53.880	2 Laps
----	----------	--------

40	1:53.589	2 Laps
----	----------	--------

82	1:55.535	2 Laps
----	----------	--------

125	1:51.093	1 Lap
-----	----------	-------

41	1:56.736	2 Laps
----	----------	--------

118	1:45.697	42.063
-----	----------	--------

122	1:44.668	45.397
-----	----------	--------

18	1:57.501	2 Laps
----	----------	--------

9	2:01.179	2 Laps
---	----------	--------

81	2:05.086	1 Lap
----	----------	-------

15	2:03.855	1 Lap
----	----------	-------

Num	Tiempo Vta.	Dif 1º
-----	-------------	--------

### Vta 17

415	1:55.024	
-----	----------	--

113	1:54.777	03.119
-----	----------	--------

165	1:53.984	1 Lap
-----	----------	-------

100	1:49.841	10.774
-----	----------	--------

56	1:58.512	2 Laps
----	----------	--------

60	2:05.760	2 Laps
----	----------	--------

40	2:10.709	2 Laps
----	----------	--------

82	2:12.517	2 Laps
----	----------	--------

125	2:12.394	1 Lap
-----	----------	-------

41	2:09.604	2 Laps
----	----------	--------

118	2:19.238	1:06.277
-----	----------	----------

122	2:16.967	1:07.340
-----	----------	----------

18	2:07.469	2 Laps
----	----------	--------

9	2:11.731	2 Laps
---	----------	--------

15	2:24.213	1 Lap
----	----------	-------

Num	Tiempo Vta.	Dif 1º
-----	-------------	--------

### Vta 18

415	3:41.024	
-----	----------	--

113	3:40.186	02.281
-----	----------	--------

165	3:34.180	1 Lap
-----	----------	-------

100	3:34.517	04.267
-----	----------	--------

60	3:14.289	2 Laps
----	----------	--------

82	2:53.794	2 Laps
----	----------	--------

125	2:54.260	1 Lap
-----	----------	-------

41	2:53.312	2 Laps
----	----------	--------

118	2:43.855	09.108
-----	----------	--------

122	2:43.716	10.032
-----	----------	--------

15	2:01.768	1 Lap
----	----------	-------

81	5:34.336	2 Laps
----	----------	--------

56	5:15.581	2 Laps
----	----------	--------

Num	Tiempo Vta.	Dif 1º
-----	-------------	--------

### Vta 19

415	3:20.960	
-----	----------	--

113	3:20.155	01.476
-----	----------	--------

165	3:20.119	1 Lap
-----	----------	-------

Num	Tiempo Vta.	Dif 1º
100	3:19.936	03.243

60	3:20.718	2 Laps
----	----------	--------

82	3:20.379	2 Laps
----	----------	--------

125	3:20.072	1 Lap
-----	----------	-------

41	3:20.567	2 Laps
----	----------	--------

118	3:20.960	09.108
-----	----------	--------

122	3:22.159	11.231
-----	----------	--------

40	6:37.059	3 Laps
----	----------	--------

15	2:50.098	1 Lap
----	----------	-------

18	6:00.348	3 Laps
----	----------	--------

9	5:36.338	3 Laps
---	----------	--------

81	1:57.830	2 Laps
----	----------	--------

56	1:52.996	2 Laps
----	----------	--------

Num	Tiempo Vta.	Dif 1º
-----	-------------	--------

### Vta 20

415	3:14.570	
-----	----------	--

113	3:14.255	01.161
-----	----------	--------

165	3:15.065	1 Lap
-----	----------	-------

100	3:14.214	02.887
-----	----------	--------

60	3:14.059	2 Laps
----	----------	--------

82	3:13.340	2 Laps
----	----------	--------

125	3:12.867	1 Lap
-----	----------	-------

41	3:12.671	2 Laps
----	----------	--------

118	3:11.375	05.913
-----	----------	--------

122	3:09.389	06.050
-----	----------	--------

40	3:09.429	3 Laps
----	----------	--------

15	3:08.797	1 Lap
----	----------	-------

18	3:09.047	3 Laps
----	----------	--------

9	3:07.653	3 Laps
---	----------	--------

81	2:56.053	2 Laps
----	----------	--------

56	2:56.061	2 Laps
----	----------	--------

Num	Tiempo Vta.	Dif 1º
-----	-------------	--------

### Vta 21

415	1:37.270	
-----	----------	--

113	1:39.413	03.304
-----	----------	--------

100	1:41.203	06.820
-----	----------	--------

165	1:47.131	1 Lap
-----	----------	-------

118	1:44.095	12.738
-----	----------	--------

125	1:47.130	1 Lap
-----	----------	-------

122	1:47.040	15.820
-----	----------	--------

82	1:54.389	2 Laps
----	----------	--------

41	1:53.981	2 Laps
----	----------	--------

15	1:52.229	1 Lap
----	----------	-------

60	1:57.120	2 Laps
----	----------	--------

40	1:54.431	3 Laps
----	----------	--------

18	1:54.227	3 Laps
----	----------	--------

9	1:55.336	3 Laps
---	----------	--------

56	1:54.358	2 Laps
----	----------	--------

81	1:55.802	2 Laps
----	----------	--------

Num	Tiempo Vta.	Dif 1º
-----	-------------	--------

### Vta 22

415	1:35.950	
-----	----------	--

113	1:37.334	04.688
-----	----------	--------

100	1:37.788	08.658
-----	----------	--------

118	1:41.473	18.261
-----	----------	--------

165	1:45.001	1 Lap
-----	----------	-------

Num	Tiempo Vta.	Dif 1º
122	1:42.930	22.800

125	1:46.024	1 Lap
-----	----------	-------

15	1:50.588	1 Lap
----	----------	-------

41	1:53.228	2 Laps
----	----------	--------

82	1:54.129	2 Laps
----	----------	--------

60	1:52.500	2 Laps
----	----------	--------

40	1:52.813	3 Laps
----	----------	--------

81	1:51.496	2 Laps
----	----------	--------

18	1:55.366	3 Laps
----	----------	--------

56	1:53.649	2 Laps
----	----------	--------

9	1:56.517	3 Laps
---	----------	--------

Num	Tiempo Vta.	Dif 1º
-----	-------------	--------

### Vta 23

415	1:35.712	
-----	----------	--

113	1:37.509	06.485
-----	----------	--------

100	1:37.422	10.368
-----	----------	--------

118	1:40.892	23.441
-----	----------	--------

165	1:46.793	1 Lap
-----	----------	-------

125	1:45.313	1 Lap
-----	----------	-------

122	1:50.383	37.471
-----	----------	--------

15	1:50.664	1 Lap
----	----------	-------

82	1:52.081	2 Laps
----	----------	--------

41	1:53.309	2 Laps
----	----------	--------

60	1:52.707	2 Laps
----	----------	--------

81	1:48.987	2 Laps
----	----------	--------

40	1:52.873	3 Laps
----	----------	--------

56	1:52.158	2 Laps
----	----------	--------

18	1:55.198	3 Laps
----	----------	--------

9	1:55.824	3 Laps
---	----------	--------

Num	Tiempo Vta.	Dif 1º
-----	-------------	--------

### Vta 24

415	1:35.719	
-----	----------	--

113	1:37.491	08.257
-----	----------	--------

100	1:37.597	12.246
-----	----------	--------

118	1:40.136	27.858
-----	----------	--------

165	1:44.391	1 Lap
-----	----------	-------

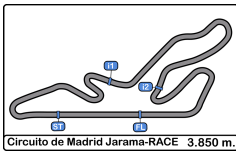
125	1:44.535	1 Lap
-----	----------	-------

15	1:50.635	1 Lap
----	----------	-------

81	1:48.870	2 Laps
----	----------	--------

82	1:51.608	2 Laps
----	----------	--------

60	1:51.85
----	---------



# Circuito de Madrid Jarama - RACI

CER

Carrera (2H+1V)



## Análisis

Num	Tiempo Vta.	Dif 1º
122	1:36.689	3 Laps
118	1:42.561	1:11.164
60	1:53.433	4 Laps
56	1:54.195	4 Laps
40	1:55.039	5 Laps
82	1:52.634	4 Laps
41	1:56.913	4 Laps
18	1:52.354	5 Laps

Num	Tiempo Vta.	Dif 1º
<b>Vta 34</b>		
415	1:46.191	
125	1:44.219	2 Laps
100	1:38.645	1 Lap
9	1:54.879	6 Laps
113	1:45.603	28.853
165	1:45.607	4 Laps
122	1:37.040	3 Laps
81	8:34.058	7 Laps
118	1:43.036	1:08.009

60	1:53.156	4 Laps
56	1:53.547	4 Laps
40	1:53.651	5 Laps
41	1:53.761	4 Laps
18	1:52.754	5 Laps
125	1:45.019	1 Lap
100	1:48.949	1:53.243
82	2:22.885	4 Laps
9	1:57.855	5 Laps
122	1:37.058	2 Laps
165	1:53.068	3 Laps

Num	Tiempo Vta.	Dif 1º
<b>Vta 35</b>		
118	1:42.816	
60	1:52.104	4 Laps
56	1:53.148	4 Laps
40	1:53.468	5 Laps
41	1:53.583	4 Laps
113	2:58.012	36.040
18	1:53.076	5 Laps
125	1:51.500	1 Lap
82	1:55.512	4 Laps
122	1:37.734	2 Laps
9	1:55.903	5 Laps
415	4:09.594	1:18.769

Num	Tiempo Vta.	Dif 1º
<b>Vta 36</b>		
118	1:42.780	
60	1:52.441	4 Laps
113	1:42.530	35.790
56	1:54.188	4 Laps
40	1:53.842	5 Laps
41	1:54.058	4 Laps
165	3:06.145	4 Laps
18	1:52.252	5 Laps
122	1:37.582	2 Laps
82	1:54.602	4 Laps

Num	Tiempo Vta.	Dif 1º
415	1:49.561	1:25.550
9	1:56.373	5 Laps

Num	Tiempo Vta.	Dif 1º
<b>Vta 37</b>		
118	1:43.291	
113	1:41.603	34.102
125	3:15.801	2 Laps
60	1:53.823	4 Laps
56	1:53.142	4 Laps
40	1:52.966	5 Laps
41	1:53.458	4 Laps
122	1:38.654	2 Laps
165	1:43.520	4 Laps
18	1:52.240	5 Laps
82	1:55.429	4 Laps
100	5:59.356	2 Laps
415	1:59.822	1:42.081

Num	Tiempo Vta.	Dif 1º
<b>Vta 38</b>		
118	1:43.409	
9	1:59.169	6 Laps
113	1:41.564	32.257
125	1:42.155	2 Laps
122	1:40.623	2 Laps
60	1:56.051	4 Laps
165	1:45.526	4 Laps
56	1:52.997	4 Laps
40	1:53.963	5 Laps
41	1:59.150	4 Laps
18	1:52.243	5 Laps
100	1:41.239	2 Laps
82	1:53.745	4 Laps

Num	Tiempo Vta.	Dif 1º
<b>Vta 39</b>		
118	1:52.970	
9	1:56.711	6 Laps
113	1:46.569	25.856
125	1:41.349	2 Laps
122	1:43.658	2 Laps
165	1:53.610	4 Laps
56	1:53.291	4 Laps
60	2:00.313	4 Laps
40	1:53.138	5 Laps
18	1:51.997	5 Laps
100	1:37.811	2 Laps
82	1:52.488	4 Laps
9	1:56.818	5 Laps
125	1:40.981	1 Lap
165	1:43.761	3 Laps
100	1:37.928	1 Lap
56	1:53.794	3 Laps
40	1:57.973	4 Laps
18	1:52.126	4 Laps
122	2:35.463	1 Lap

Num	Tiempo Vta.	Dif 1º
<b>Vta 40</b>		
118	3:20.724	

82	1:52.749	4 Laps
125	1:41.534	1 Lap
9	1:56.995	5 Laps
165	1:46.253	3 Laps
100	1:37.505	1 Lap
415	6:30.233	2 Laps
41	5:21.037	5 Laps
56	1:58.441	3 Laps
122	1:37.307	1 Lap
18	1:52.414	4 Laps
82	1:51.628	3 Laps
125	1:41.110	2:09.622
40	2:53.819	4 Laps
113	5:36.282	2:41.414
9	2:03.829	4 Laps
100	1:37.438	2:50.521
165	1:44.123	2 Laps
41	1:54.502	4 Laps
122	1:37.233	3:14.275
18	1:52.515	3 Laps
60	5:52.339	4 Laps

Num	Tiempo Vta.	Dif 1º
<b>Vta 41</b>		
125	1:41.993	
82	1:51.772	3 Laps
113	1:39.531	29.330
56	2:48.005	3 Laps
40	1:50.989	4 Laps
165	1:42.897	2 Laps
122	1:37.308	59.968
415	3:39.010	2 Laps
41	1:54.196	4 Laps
18	1:52.323	3 Laps
60	1:54.679	4 Laps

Num	Tiempo Vta.	Dif 1º
<b>Vta 42</b>		
125	1:47.228	
82	1:53.034	3 Laps
118	5:55.983	1 Lap
113	1:37.625	19.727
56	1:50.965	3 Laps
40	1:50.534	4 Laps
165	1:43.064	2 Laps
122	1:36.486	49.226
415	1:52.684	2 Laps
41	1:53.995	4 Laps
18	1:52.607	3 Laps
60	1:51.608	4 Laps

Num	Tiempo Vta.	Dif 1º
<b>Vta 43</b>		
113	1:37.575	
82	1:54.562	3 Laps
118	1:51.548	1 Lap
165	1:44.414	2 Laps

Num	Tiempo Vta.	Dif 1º
56	1:51.496	3 Laps
122	1:36.624	28.548
40	1:50.443	4 Laps
41	1:54.275	4 Laps
18	1:52.411	3 Laps
60	1:51.334	4 Laps

Num	Tiempo Vta.	Dif 1º
<b>Vta 44</b>		
113	1:37.797	
415	2:32.796	3 Laps
118	1:50.141	1 Lap
122	1:36.906	27.657
82	2:00.634	3 Laps
165	1:42.903	2 Laps
56	1:50.304	3 Laps
40	1:50.509	4 Laps
41	1:54.637	4 Laps

Num	Tiempo Vta.	Dif 1º
<b>Vta 45</b>		
113	1:36.583	
18	1:52.814	4 Laps
415	1:42.993	3 Laps
60	1:51.416	5 Laps
122	1:36.797	27.871
125	5:48.267	2 Laps
118	1:51.082	1 Lap
165	1:42.897	2 Laps
56	1:51.103	3 Laps
40	1:50.406	4 Laps

Num	Tiempo Vta.	Dif 1º
<b>Vta 46</b>		
113	1:35.902	
41	1:54.093	5 Laps
415	1:42.651	3 Laps
18	1:52.739	4 Laps
122	1:36.091	28.060
60	1:50.701	5 Laps
125	1:40.767	2 Laps
165	1:43.439	2 Laps
118	1:51.654	1 Lap
56	1:51.094	3 Laps
40	1:51.079	4 Laps

Num	Tiempo Vta.	Dif 1º
<b>Vta 47</b>		
113	1:36.240	
415	1:42.712	3 Laps
122	1:36.636	28.456
41	1:54.432	5 Laps
18	1:52.576	4 Laps
60	1:52.183	5 Laps
125	1:40.325	2 Laps
165	1:43.091	2 Laps
82	5:16.344	5 Laps
118	1:50.574	1 Lap
56	1:50.893	3 Laps
40	1:50.747	4 Laps

Num	Tiempo Vta.	Dif 1º
<b>Vta 48</b>		
113	1:36.338	
122	1:37.635	29.753
415	1:43.077	3 Laps
125	1:40.899	2 Laps
41	1:54.838	5 Laps
18	1:52.906	4 Laps
165	1:44.222	2 Laps
60	2:01.482	5 Laps
82	1:52.341	5 Laps
118	1:53.460	1 Lap

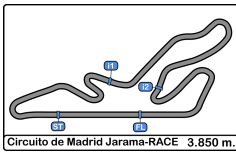
Num	Tiempo Vta.	Dif 1º
<b>Vta 49</b>		
113	1:37.663	
56	1:51.029	4 Laps
40	1:50.896	5 Laps
122	1:35.934	28.024
415	1:41.561	3 Laps
125	1:40.268	2 Laps
165	1:44.072	2 Laps
41	1:54.264	5 Laps
18	1:53.197	4 Laps
60	1:51.786	5 Laps
82	1:51.141	5 Laps

Num	Tiempo Vta.	Dif 1º
<b>Vta 50</b>		
113	1:37.207	
118	1:53.144	2 Laps
56	1:50.598	4 Laps
40	1:50.898	5 Laps
122	1:36.147	26.964
415	1:42.178	3 Laps
125	1:40.600	2 Laps
165	1:43.258	2 Laps
41	1:54.075	5 Laps
18	1:52.740	4 Laps

Num	Tiempo Vta.	Dif 1º
<b>Vta 51</b>		
113	1:37.091	
60	1:51.107	6 Laps
82	1:51.281	6 Laps
118	1:52.498	2 Laps
122	1:36.492	26.365
56	1:50.844	4 Laps
40	1:50.612	5 Laps
415	1:42.784	3 Laps
125	1:40.134	2 Laps
165	1:43.322	2 Laps

Num	Tiempo Vta.	Dif 1º
<b>Vta 52</b>		
113	1:38.065	
41	1:54.083	6 Laps
18	1:52.519	5 Laps
60	1:51.155	6 Laps
82	1:51.080	6 Laps
122	1:37.460	25.760





# Circuito de Madrid Jarama - RACE

CER

Carrera (2H+1V)



## Análisis

Num	Tiempo Vta.	Dif 1º
118	1:52.184	2 Laps
56	1:50.998	4 Laps
40	1:50.812	5 Laps
415	1:41.925	3 Laps
125	1:40.546	2 Laps
165	1:43.755	2 Laps

### Num Tiempo Vta. Dif 1º

#### Vta 53

113	1:36.894	
41	1:55.284	6 Laps
18	1:53.494	5 Laps
122	1:36.493	25.359
60	1:51.388	6 Laps
82	1:50.376	6 Laps
56	1:51.570	4 Laps
415	1:43.712	3 Laps
40	1:53.014	5 Laps
125	1:41.464	2 Laps
165	1:45.036	2 Laps

### Num Tiempo Vta. Dif 1º

#### Vta 54

113	1:37.199	
81	37:42.915	26 Laps
122	1:38.073	26.233
18	1:53.918	5 Laps
41	1:55.886	6 Laps
60	1:53.288	6 Laps
415	1:43.315	3 Laps
56	1:51.295	4 Laps
125	1:42.604	2 Laps
82	2:22.344	6 Laps
40	1:52.396	5 Laps

### Num Tiempo Vta. Dif 1º

#### Vta 55

113	1:37.326	
165	1:45.236	3 Laps
122	1:36.688	25.595
81	2:16.331	26 Laps
18	1:52.727	5 Laps
60	1:51.304	6 Laps
41	1:55.808	6 Laps
415	1:42.794	3 Laps
125	1:41.020	2 Laps
56	1:51.168	4 Laps
82	1:52.478	6 Laps
40	1:51.947	5 Laps

### Num Tiempo Vta. Dif 1º

#### Vta 56

113	1:36.562	
165	1:43.850	3 Laps
122	1:36.397	25.430
415	1:45.491	3 Laps
18	1:58.521	5 Laps
60	1:59.224	6 Laps
125	1:42.153	2 Laps
41	1:56.266	6 Laps

### Num Tiempo Vta. Dif 1º

#### Vta 57

113	1:39.203	
56	1:53.047	5 Laps
82	1:53.360	7 Laps
40	1:53.354	6 Laps
165	1:43.483	3 Laps
122	1:36.292	22.519
118	8:05.301	6 Laps
415	1:41.845	3 Laps
125	1:41.268	2 Laps
18	1:53.365	5 Laps
60	1:52.634	6 Laps

### Num Tiempo Vta. Dif 1º

#### Vta 58

113	1:37.540	
41	1:55.118	7 Laps
56	1:54.185	5 Laps
82	1:51.936	7 Laps
40	1:51.938	6 Laps
122	1:36.728	21.707
165	1:43.817	3 Laps
415	1:40.796	3 Laps
125	1:40.581	2 Laps

### Num Tiempo Vta. Dif 1º

#### Vta 59

113	1:38.364	
60	1:52.267	7 Laps
18	1:54.180	6 Laps
41	1:55.387	7 Laps
122	1:36.820	20.163
165	1:46.435	3 Laps
56	1:54.465	5 Laps
40	1:52.685	6 Laps
82	1:53.577	7 Laps
415	1:40.745	3 Laps
125	1:40.770	2 Laps

### Num Tiempo Vta. Dif 1º

#### Vta 60

113	1:37.284	
122	1:36.843	19.722
60	1:52.022	7 Laps
18	1:53.341	6 Laps
41	1:55.666	7 Laps
165	1:42.919	3 Laps
82	1:52.644	7 Laps
40	1:53.235	6 Laps
56	1:55.076	5 Laps
415	1:40.862	3 Laps
125	1:40.991	2 Laps

### Num Tiempo Vta. Dif 1º

#### Vta 61

113	1:36.933	
122	1:36.549	19.338
60	1:52.911	7 Laps
165	1:43.611	3 Laps
18	1:53.930	6 Laps

### Num Tiempo Vta. Dif 1º

41	1:55.483	7 Laps
82	1:52.003	7 Laps
40	1:52.630	6 Laps
56	1:52.488	5 Laps
415	1:40.671	3 Laps
125	1:40.815	2 Laps

### Num Tiempo Vta. Dif 1º

#### Vta 62

113	1:37.001	
122	1:36.214	18.551
165	1:44.425	3 Laps
60	1:54.243	7 Laps
18	1:54.539	6 Laps
41	1:55.394	7 Laps
82	1:51.857	7 Laps
40	1:52.122	6 Laps
56	1:51.816	5 Laps
415	1:41.656	3 Laps

### Num Tiempo Vta. Dif 1º

#### Vta 63

113	1:38.226	
125	1:42.098	3 Laps
122	1:36.486	16.811
165	1:44.318	3 Laps
60	1:52.823	7 Laps
18	1:54.955	6 Laps
41	1:55.787	7 Laps
82	1:52.399	7 Laps
40	1:51.661	6 Laps
56	1:52.071	5 Laps

### Num Tiempo Vta. Dif 1º

#### Vta 64

113	1:37.747	
415	1:42.551	4 Laps
125	1:41.480	3 Laps
122	1:36.474	15.538
165	1:44.017	3 Laps
60	1:53.138	7 Laps
18	1:55.608	6 Laps

### Num Tiempo Vta. Dif 1º

#### Vta 65

113	1:39.109	
41	1:56.212	8 Laps
125	1:42.415	3 Laps
82	1:52.104	8 Laps
40	1:52.318	7 Laps
56	1:52.128	6 Laps
415	1:47.375	4 Laps
122	1:36.647	13.076
165	1:44.456	3 Laps

### Num Tiempo Vta. Dif 1º

#### Vta 66

113	1:38.297	
60	1:53.688	8 Laps
125	1:41.946	3 Laps

### Num Tiempo Vta. Dif 1º

18	1:54.166	7 Laps
122	1:40.512	15.291
415	1:43.328	4 Laps
82	1:52.355	8 Laps
40	1:52.545	7 Laps
56	1:52.703	6 Laps
41	1:57.418	8 Laps
165	1:44.469	3 Laps

### Num Tiempo Vta. Dif 1º

#### Vta 67

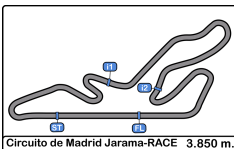
113	1:37.623	
122	1:38.015	15.683
125	1:42.882	3 Laps
60	1:52.059	8 Laps
415	1:41.988	4 Laps
18	1:55.372	7 Laps
82	1:52.006	8 Laps
40	1:52.179	7 Laps
56	1:52.323	6 Laps
41	1:55.942	8 Laps
165	1:44.830	3 Laps

### Num Tiempo Vta. Dif 1º

#### Vta 68

113	1:38.915	
122	1:37.102	13.870
125	1:42.298	3 Laps
415	1:42.143	4 Laps
60	1:54.618	8 Laps
18	1:56.836	7 Laps
82	1:53.233	8 Laps
40	1:54.446	7 Laps
56	2:00.458	6 Laps
41	1:56.535	8 Laps
165	1:44.550	3 Laps





# Circuito de Madrid Jarama - RACE

CER

Carrera (2H+1V)

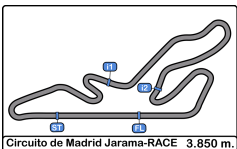
Mejores Sectores



Circuito de Madrid Jarama-RACE 3.850 m.

Sector - 1			Sector - 2			Sector - 3			Vta. Ideal vs Vta. Mejor			
Clas	Nº Piloto	Tiempo	Nº Piloto	Tiempo	Nº Piloto	Tiempo	Clas	Nº Piloto	Vta. Ideal	Vta. Mejor	Clas	
1	<b>100</b> Pablo V. Bras Silvero	36.717	<b>113</b> Vinyes - Font	31.098	<b>415</b> Faligand - Bernier	26.788	<b>1</b>	<b>113</b> Vinyes - Font	<b>1:34.974</b>	<b>1:35.193</b>	<b>3</b>	
2	<b>415</b> Faligand - Bernier	36.733	<b>123</b> Sanabria - Gutierrez	31.262	<b>113</b> Vinyes - Font	26.846	<b>2</b>	<b>415</b> Faligand - Bernier	<b>1:35.067</b>	<b>1:35.189</b>	<b>2</b>	
3	<b>113</b> Vinyes - Font	37.030	<b>122</b> Barambio - Garcia	31.484	<b>122</b> Barambio - Garcia	27.014	<b>3</b>	<b>123</b> Sanabria - Gutierrez	<b>1:35.659</b>	<b>1:35.659</b>	<b>4</b>	
4	<b>122</b> Barambio - Garcia	37.266	<b>415</b> Faligand - Bernier	31.546	<b>123</b> Sanabria - Gutierrez	27.122	<b>4</b>	<b>122</b> Barambio - Garcia	<b>1:35.764</b>	<b>1:35.934</b>	<b>5</b>	
5	<b>123</b> Sanabria - Gutierrez	37.275	<b>118</b> Fontes - Silvero	31.829	<b>100</b> Pablo V. Bras Silvero	27.147	<b>5</b>	<b>100</b> Pablo V. Bras Silvero	<b>1:35.820</b>	<b>1:35.188</b>	<b>1</b>	
6	<b>118</b> Fontes - Silvero	37.727	<b>100</b> Pablo V. Bras Silvero	31.956	<b>118</b> Fontes - Silvero	27.398	<b>6</b>	<b>118</b> Fontes - Silvero	<b>1:36.954</b>	<b>1:37.242</b>	<b>6</b>	
7	<b>112</b> Lourinho - Gomez	37.836	<b>112</b> Lourinho - Gomez	32.288	<b>112</b> Lourinho - Gomez	28.119	<b>7</b>	<b>112</b> Lourinho - Gomez	<b>1:38.243</b>	<b>1:38.398</b>	<b>7</b>	
8	<b>125</b> Fuset - Mendieta	38.586	<b>125</b> Fuset - Mendieta	32.864	<b>125</b> Fuset - Mendieta	28.317	<b>8</b>	<b>125</b> Fuset - Mendieta	<b>1:39.767</b>	<b>1:40.134</b>	<b>8</b>	
9	<b>165</b> Marques - Gomez	38.971	<b>165</b> Marques - Gomez	33.528	<b>165</b> Marques - Gomez	28.507	<b>9</b>	<b>165</b> Marques - Gomez	<b>1:41.006</b>	<b>1:41.122</b>	<b>9</b>	
10	<b>191</b> Jean-Roch Piat	40.154	<b>191</b> Jean-Roch Piat	35.037	<b>191</b> Jean-Roch Piat	29.528	<b>10</b>	<b>191</b> Jean-Roch Piat	<b>1:44.719</b>	<b>1:45.045</b>	<b>10</b>	
11	<b>81</b> Juan Carlos Arias	41.001	<b>15</b> Gorostiza - Chillida	35.647	<b>81</b> Juan Carlos Arias	30.077	<b>11</b>	<b>81</b> Juan Carlos Arias	<b>1:46.854</b>	<b>1:47.378</b>	<b>11</b>	
12	<b>15</b> Gorostiza - Chillida	41.291	<b>81</b> Juan Carlos Arias	35.776	<b>15</b> Gorostiza - Chillida	30.388	<b>12</b>	<b>15</b> Gorostiza - Chillida	<b>1:47.326</b>	<b>1:48.318</b>	<b>12</b>	
13	<b>40</b> Jose Palomar Maroto	42.137	<b>82</b> Hector Palacios Vazquez	36.631	<b>56</b> Javier Cicuendez Gallego	31.055	<b>13</b>	<b>40</b> Jose Palomar Maroto	<b>1:50.149</b>	<b>1:50.406</b>	<b>15</b>	
14	<b>56</b> Javier Cicuendez Gallego	42.324	<b>56</b> Javier Cicuendez Gallego	36.800	<b>82</b> Hector Palacios Vazquez	31.093	<b>14</b>	<b>56</b> Javier Cicuendez Gallego	<b>1:50.179</b>	<b>1:50.304</b>	<b>13</b>	
15	<b>60</b> Josep Borrell Daniel	42.413	<b>60</b> Josep Borrell Daniel	36.841	<b>40</b> Jose Palomar Maroto	31.104	<b>15</b>	<b>82</b> Hector Palacios Vazquez	<b>1:50.263</b>	<b>1:50.376</b>	<b>14</b>	
16	<b>82</b> Hector Palacios Vazquez	42.539	<b>40</b> Jose Palomar Maroto	36.908	<b>60</b> Josep Borrell Daniel	31.148	<b>16</b>	<b>60</b> Josep Borrell Daniel	<b>1:50.402</b>	<b>1:50.701</b>	<b>16</b>	
17	<b>41</b> Alejandro Iribas Estrada	43.037	<b>18</b> Lopez - Rodriguez	37.145	<b>18</b> Lopez - Rodriguez	31.412	<b>17</b>	<b>18</b> Lopez - Rodriguez	<b>1:51.660</b>	<b>1:51.997</b>	<b>17</b>	
18	<b>18</b> Lopez - Rodriguez	43.103	<b>9</b> Albors - Lopez	37.560	<b>41</b> Alejandro Iribas Estrada	31.653	<b>18</b>	<b>41</b> Alejandro Iribas Estrada	<b>1:52.332</b>	<b>1:52.691</b>	<b>18</b>	
19	<b>9</b> Albors - Lopez	43.546	<b>41</b> Alejandro Iribas Estrada	37.642	<b>9</b> Albors - Lopez	31.782	<b>19</b>	<b>9</b> Albors - Lopez	<b>1:52.888</b>	<b>1:53.328</b>	<b>19</b>	





## Circuito de Madrid Jarama - RACE

CER

Carrera (2H+1V)

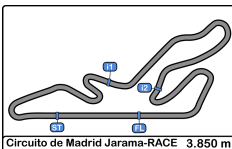
Secuencia Líder



Nº	Equipo/Concursante	Piloto 1	Piloto 2	Vehículo	Cat	Vta. Inicio	Vta. Fin	Vtas.	Total Vtas.
113	BAPORO MOTORSPORT	Joan Vinyes Dabad	Jaume Font Casas	PORSCHE 992 CUP	GT	1	14	14	14
415	FALIGAND JEREMY	Jeremy Faligand	Victor Bernier	PORSCHE 992 CUP	GT	15	34	20	20
118	ESCUDERIA FARAON	Alvaro Fontes Blanco	Pedro M. Silvero Castilla	FERRARI 488 Challenge EVO	GT	35	40	6	6
125	MOTOR CLUB SABADELL	Jordi Fuset Sala	Lorenzo Mendieta Sola	Porsche 718 GT4 RS Clubsport	CLASE	41	42	2	2
113	BAPORO MOTORSPORT	Joan Vinyes Dabad	Jaume Font Casas	PORSCHE 992 CUP	GT	43	68	26	40







# Circuito de Madrid Jarama - RACE

CER

Carrera (2H+1V)

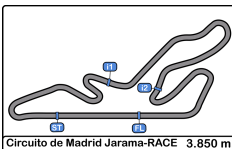
5 Mejores Tiempos



Circuito de Madrid Jarama-RACE 3.850 m.

Cl	Nº	Equipo/Concursante	Piloto 1	Piloto 2	Vehiculo	Cat	Cl	Mejor 1		Mejor 2		Mejor 3		Mejor 4		Mejor 5	
								Tiempo	Vta	Tiempo	Vta	Tiempo	Vta	Tiempo	Vta	Tiempo	Vta
1	100	ESCUADERIA FARAON	Pablo V. Bras Silvero		PORSCHE 992 CUP	GT	1	1:35.188	3	1:35.990	2	1:36.763	6	1:36.771	4	1:37.422	23
2	415	FALIGAND JEREMY	Jeremy Faligand	Victor Bernier	PORSCHE 992 CUP	GT	2	1:35.189	3	1:35.712	23	1:35.719	24	1:35.722	25	1:35.792	11
3	113	BAPORO MOTORSPORT	Joan Vinyes Dabad	Jaume Font Casas	PORSCHE 992 CUP	GT	3	1:35.193	3	1:35.229	2	1:35.443	4	1:35.902	46	1:35.959	5
4	123	ESCUADERIA FARAON	Agustin Sanabria Crespo	Françes Gutierrez	RENAULT RS01	GT	4	1:35.659	6	1:36.207	3	1:36.481	4	1:36.547	5	1:37.238	9
5	122	ALEJANDRO BARAMBIO PERE	Alejandro Barambio Perea	Borja Garcia Menendez	PORCHE 992 CUP	GT	5	1:35.934	49	1:36.091	46	1:36.147	50	1:36.214	62	1:36.292	57
6	118	ESCUADERIA FARAON	Alvaro Fontes Blanco	Pedro M. Silvero Castilla	FERRARI 488 Challenge EVO	GT	6	1:37.242	6	1:37.254	3	1:37.573	5	1:37.737	4	1:37.810	2
7	112	ESCUADERIA FARAON	Pedro M. Lourinho Bras	Miguel Gomez Guillen	PORSCHE 992 CUP	GT	7	1:38.398	3	1:38.495	6	1:38.565	4	1:38.644	5	1:38.652	7
8	125	MOTOR CLUB SABADELL	Jordi Fuset Sala	Lorenzo Mendieta Sola	Porsche 718 GT4 RS Clubsport	CLASE 1	1	1:40.134	49	1:40.268	47	1:40.325	45	1:40.546	50	1:40.581	56
9	165	ESCUADERIA LA CORUÑA	Pere Marques Vancells	Jose A. Gomez Gutierrez	LIGIER JS2R	CLASE 1	2	1:41.122	7	1:41.203	5	1:41.347	6	1:41.569	4	1:42.590	3
10	191	VELOSO MOTORSPORT	Jean-Roch Piat	JF	PORSCHE 991.1 GT3 CUP	GT	8	1:45.045	2	1:45.556	7	1:45.585	4	1:45.895	5	1:48.049	3
11	81	SKUALO COMPETICION	Juan Carlos Arias		GINETTA G50 GT4	CLASE 2	1	1:47.378	23	1:47.961	5	1:48.111	4	1:48.226	7	1:48.792	6
12	15	LURAUTO K.K.	Asier Gorostiza Telleria	JF Luis Chillida Belzunce	JF BMW M2 CS RACING	CLASE 2	2	1:48.318	9	1:48.386	7	1:48.563	6	1:49.141	25	1:49.461	4
13	56	MOTOR CLUB SABADELL	Javier Cicuendez Gallego		RENAULT CLIO CUP IV	D3	1	1:50.304	41	1:50.598	46	1:50.844	47	1:50.893	44	1:50.965	39
14	82	AUTOMÓVIL CLUB ALICANTE	Hector Palacios Vazquez	JF	Mazda MX5 ND1	D4	1	1:50.376	47	1:51.080	46	1:51.141	44	1:51.281	45	1:51.395	9
15	40	MOTOR CLUB SABADELL	Jose Palomar Maroto		RENAULT CLIO CUP IV	D3	2	1:50.406	41	1:50.443	39	1:50.509	40	1:50.534	38	1:50.612	46
16	60	MOTOR CLUB SABADELL	Josep Borrell Daniel		RENAULT CLIO CUP IV	D3	3	1:50.701	41	1:51.107	45	1:51.155	46	1:51.304	49	1:51.334	39
17	18	C.D.PLEMAR SPORT	Jose Luis Lopez Valdivielso	JF Alvaro Rodriguez Sastre	RENAULT CLIO CUP IV	D3	4	1:51.997	34	1:52.045	27	1:52.126	35	1:52.240	32	1:52.243	33
18	41	ESCUADERIA LA CORUÑA	Alejandro Iribas Estrada	JR	RENAULT CLIO CUP V	D4	2	1:52.691	3	1:52.888	5	1:53.027	4	1:53.193	23	1:53.221	9
19	9	BALBOR MOTORSPORT C.A.	Jose Luis Albors Aleixandre	JF German Lopez Balboa	RENAULT CLIO CUP IV	D3	5	1:53.328	27	1:53.341	3	1:53.398	26	1:53.493	25	1:53.648	2





# Circuito de Madrid Jarama - RACE

CER

Carrera (2H+1V)

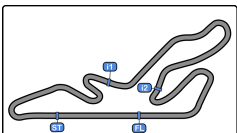
5 Mejores Velocidades



Circuito de Madrid Jarama-RACE 3.850 m.

Cl	Nº	Equipo/Concursante	Piloto 1	Piloto 2	Vehiculo	Cat	Cl	Top 1		Top 2		Top 3		Top 4		Top 5		Avg
								Km/h	Vta	Km/h	Vta	Km/h	Vta	Km/h	Vta	Km/h	Vta	
1	113	BAPORO MOTORSPORT	Joan Vinyes Dabad	Jaume Font Casas	PORSCHE 992 CUP	GT	1	251.1	3	251.1	7	251.1	15	251.1	51	251.1	57	251.1
2	122	ALEJANDRO BARAMBIO PERE	Alejandro Barambio Perea	Borja Garcia Menendez	PORCHE 992 CUP	GT	2	250.5	65	250.0	6	250.0	57	248.8	53	248.2	2	249.5
3	415	FALIGAND JEREMY	Jeremy Faligand	Victor Bernier	PORSCHE 992 CUP	GT	3	250.5	30	250.5	61	249.4	26	248.8	31	247.7	13	249.4
4	118	ESCUADERIA FARAON	Alvaro Fontes Blanco	Pedro M. Silvero Castilla	FERRARI 488 Challenge EVO	GT	4	248.8	2	247.1	5	247.1	51	246.5	33	244.8	3	246.9
5	123	ESCUADERIA FARAON	Agustin Sanabria Crespo	Françes Gutierrez	RENAULT RS01	GT	5	248.2	7	247.1	2	246.5	10	246.5	11	246.0	9	246.9
6	100	ESCUADERIA FARAON	Pablo V. Bras Silvero		PORSCHE 992 CUP	GT	6	243.2	6	243.2	33	242.1	4	241.6	27	241.0	3	242.2
7	112	ESCUADERIA FARAON	Pedro M. Lourinho Bras	Miguel Gomez Guillen	PORSCHE 992 CUP	GT	7	242.1	8	240.0	4	237.8	5	237.3	2	235.2	3	238.5
8	125	MOTOR CLUB SABADELL	Jordi Fuset Sala	Lorenzo Mendieta Sola	Porsche 718 GT4 RS Clubsport	CLASE 1	1	237.8	62	237.3	38	237.3	40	236.8	39	236.8	49	237.2
9	191	VELOSO MOTORSPORT	Jean-Roch Piat	JF	PORSCHE 991.1 GT3 CUP	GT	8	233.2	6	232.7	7	232.7	8	229.7	4	229.7	5	231.6
10	165	ESCUADERIA LA CORUÑA	Pere Marques Vancells	Jose A. Gomez Gutierrez	LIGIER JS2R	CLASE 1	2	231.2	8	230.2	7	229.7	6	229.7	13	228.3	2	229.8
11	15	LURAUTO K.K.	Asier Gorostiza Telleria	JF Luis Chillida Belzunce	JF BMW M2 CS RACING	CLASE 2	1	230.2	2	227.8	8	215.5	7	213.8	9	213.8	26	220.2
12	81	SKUALO COMPETICION	Juan Carlos Arias		GINETTA G50 GT4	CLASE 2	2	223.1	7	221.3	9	220.8	13	220.8	21	220.8	22	221.4
13	82	AUTOMÓVIL CLUB ALICANTE	Hector Palacios Vazquez	JF	Mazda MX5 ND1	D4	1	212.5	4	208.4	30	207.6	58	207.2	3	207.2	6	208.6
14	56	MOTOR CLUB SABADELL	Javier Cicuendez Gallego		RENAULT CLIO CUP IV	D3	1	210.5	60	208.8	8	208.8	61	208.4	62	207.6	6	208.9
15	60	MOTOR CLUB SABADELL	Josep Borrell Daniel		RENAULT CLIO CUP IV	D3	2	208.0	50	206.8	13	206.5	9	206.1	51	205.7	11	206.6
16	40	MOTOR CLUB SABADELL	Jose Palomar Maroto		RENAULT CLIO CUP IV	D3	3	206.5	33	205.7	29	204.9	13	204.9	14	204.5	30	205.3
17	9	BALBOR MOTORSPORT C.A.	Jose Luis Albors Aleixandre	JF German Lopez Balboa	RENAULT CLIO CUP IV	D3	4	206.1	3	206.1	5	206.1	6	205.7	4	204.1	2	205.6
18	18	C.D.PLEMAR SPORT	Jose Luis Lopez Valdivielso	JF Alvaro Rodriguez Sastre	RENAULT CLIO CUP IV	D3	5	205.7	7	204.9	10	204.1	4	204.1	8	203.7	5	204.5
19	41	ESCUADERIA LA CORUÑA	Alejandro Iribas Estrada	JR	RENAULT CLIO CUP V	D4	2	200.7	3	200.7	21	200.3	2	200.3	59	200.0	23	200.4





## Circuito de Madrid Jarama - RACE

CER

Carrera (2H+1V)

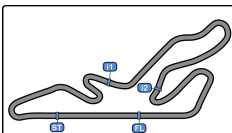
### Secuencia Vueltas Rápidas



Circuito de Madrid Jarama-RACE 3.850 m.

Vta	Hora Día	Tiempo Sesión	Nº Equipo/Concursante	Piloto 1	Piloto 2	Vehículo	Cat	Tiempo	Km/h
2	14:07:17.319	3:16.319	113 BAPORO MOTORSPORT	Joan Vinyes Dabad	Jaume Font Casas	PORSCHE 992 CUP	GT	1:35.229	145.5
3	14:08:52.512	4:51.512	113 BAPORO MOTORSPORT	Joan Vinyes Dabad	Jaume Font Casas	PORSCHE 992 CUP	GT	1:35.193	145.5
3	14:08:54.759	4:53.759	100 ESCUDERIA FARAON	Pablo V. Bras Silvero		PORSCHE 992 CUP	GT	1:35.188	145.6





## Circuito de Madrid Jarama - RACE

CER

Carrera (2H+1V)

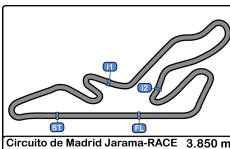
### Mejor Máxima Velocidad del Evento



Circuito de Madrid Jarama-RACE 3.850 m.

Nº	Equipo/Concursante	Piloto 1	Piloto 2	Vehículo	Cat	Km/h	Sesión
113	BAPORO MOTORSPORT	Joan Vinyes Dabad	Jaume Font Casas	PORSCHE 992 CUP	GT	254.1	Entrenamiento Libre
415	FALIGAND JEREMY	Jeremy Faligand	Victor Bernier	PORSCHE 992 CUP	GT	254.1	Cronometrados 2
118	ESCUADERIA FARAON	Alvaro Fontes Blanco	Pedro M. Silvero Castilla	FERRARI 488 Challenge EVO	GT	253.5	Cronometrados 1
122	ALEJANDRO BARAMBIO PEREA	Alejandro Barambio Perea	Borja Garcia Menendez	PORCHE 992 CUP	GT	252.9	Cronometrados 1
123	ESCUADERIA FARAON	Agustin Sanabria Crespo	Françes Gutierrez	RENAULT RS01	GT	248.2	Carrera (2H+1V)
100	ESCUADERIA FARAON	Pablo V. Bras Silvero		PORSCHE 992 CUP	GT	244.3	Entrenamiento Libre
191	VELOSO MOTORSPORT	Jean-Roch Piat	JF	PORSCHE 991.1 GT3 CUP	GT	243.2	Cronometrados 1
112	ESCUADERIA FARAON	Pedro M. Lourinho Bras	Miguel Gomez Guillen	PORSCHE 992 CUP	GT	242.1	Carrera (2H+1V)
125	MOTOR CLUB SABADELL	Jordi Fuset Sala	Lorenzo Mendieta Sola	Porsche 718 GT4 RS Clubsport	CLASE 1	240.5	Entrenamiento Libre
15	LURAUTO K.K.	Asier Gorostiza Telleria	JF	Luis Chillida Belzunce	JF	235.8	Cronometrados 2
165	ESCUADERIA LA CORUÑA	Pere Marques Vancells	Jose A. Gomez Gutierrez	LIGIER JS2R	CLASE 1	231.2	Carrera (2H+1V)
81	SKUALO COMPETICION	Juan Carlos Arias		GINETTA G50 GT4	CLASE 2	223.6	Cronometrados 2
82	AUTOMÓVIL CLUB ALICANTE	Hector Palacios Vazquez	JF	Mazda MX5 ND1	D4	212.5	Carrera (2H+1V)
56	MOTOR CLUB SABADELL	Javier Cicuendez Gallego		RENAULT CLIO CUP IV	D3	210.5	Carrera (2H+1V)
60	MOTOR CLUB SABADELL	Josep Borrell Daniel		RENAULT CLIO CUP IV	D3	208.0	Carrera (2H+1V)
40	MOTOR CLUB SABADELL	Jose Palomar Maroto		RENAULT CLIO CUP IV	D3	206.5	Carrera (2H+1V)
9	BALBOR MOTORSPORT C.A.	Jose Luis Albors Aleixandre	JF	German Lopez Balboa	D3	206.1	Carrera (2H+1V)
18	C.D.PLEMAR SPORT	Jose Luis Lopez Valdivielso	JF	Alvaro Rodriguez Sastre	D3	205.7	Carrera (2H+1V)
41	ESCUADERIA LA CORUÑA	Alejandro Iribas Estrada	JR	RENAULT CLIO CUP V	D4	201.8	Entrenamiento Libre





Circuito de Madrid Jarama - RACE

CER

Carrera (2H+1V)

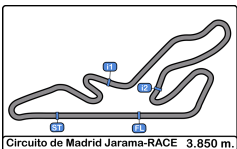
Cuentavueltas



VTA

Nr	Po	Grid	1	2	3	4	5	6	7	8	9	10	11	12	13	14	15	16	17	18	19	20	21	22	23	24	25	26	27	28	29	30	31	32	33	34	35	
113	<b>1</b>	113	113	113	113	113	113	113	113	113	113	113	113	113	113	113	415	415	415	415	415	415	415	415	415	415	415	415	415	415	415	415	415	415	415	415	118	
122	<b>2</b>	122	100	100	100	100	100	100	415	415	415	415	415	415	415	415	113	113	113	113	113	113	113	113	113	113	113	113	113	113	113	113	113	113	113	113	113	113
123	<b>3</b>	123	415	415	415	415	415	415	100	100	100	100	123	123	123	123	100	100	100	100	100	100	100	100	100	100	100	100	118	118	118	118	118	118	118	118	118	415
100	<b>4</b>	100	122	122	123	123	123	123	123	123	123	123	100	100	100	100	118	118	118	118	118	118	118	118	118	118	118	118	100	100	100	100	100	100	100	100	100	125
415	<b>5</b>	415	123	123	122	122	122	122	118	118	118	118	118	118	118	118	122	122	122	122	122	122	122	122	122	122	165	125	125	125	125	125	125	125	125	125	125	125
112	<b>6</b>	112	118	118	118	118	118	118	122	122	122	122	122	122	122	122	165	165	165	165	165	165	165	165	165	125	165	15	15	122	122	122	122	122	122	122	100	
118	<b>7</b>	118	112	112	112	112	112	112	112	112	165	165	165	165	165	165	125	125	125	125	125	125	125	125	125	15	15	82	122	165	165	165	165	60	60	60	165	
191	<b>8</b>	191	191	191	165	165	165	165	165	165	125	125	125	125	125	125	81	15	15	15	15	15	15	15	15	122	122	81	82	60	60	60	60	56	56	165	56	
125	<b>9</b>	125	125	165	191	191	191	125	125	125	15	15	15	15	81	81	15	60	60	60	82	41	82	81	81	81	81	60	165	41	56	56	56	41	41	56	60	
165	<b>10</b>	165	165	125	125	125	125	191	191	15	81	81	81	81	15	15	56	82	82	82	41	82	41	82	82	82	82	122	60	56	82	41	41	165	165	41	82	
81	<b>11</b>	81	15	15	15	15	15	15	15	81	56	56	56	56	56	56	60	41	41	41	60	60	60	60	60	60	60	165	41	82	41	82	82	82	82	82	40	
15	<b>12</b>	15	60	81	81	81	81	81	81	191	60	60	60	60	60	60	40	81	81	81	56	81	81	41	41	56	56	41	56	40	40	40	40	40	40	40	18	
56	<b>13</b>	56	81	60	60	60	60	60	60	56	40	40	40	40	40	40	82	56	56	56	81	56	56	56	56	41	41	56	40	18	18	18	18	18	18	18	9	
40	<b>14</b>	40	40	56	56	56	56	56	56	60	82	82	82	82	82	82	41	40	40	40	40	40	40	40	40	40	40	40	18	9	9	9	9	9	9	41		
60	<b>15</b>	60	56	40	40	40	40	40	40	40	41	41	41	41	41	41	18	18	18	18	18	18	18	18	18	18	18	18	9	81	81							
18	<b>16</b>	18	41	41	41	41	41	82	82	82	9	9	9	9	18	18	9	9	9	9	9	9	9	9	9	9	9	9	81									
9	<b>17</b>	9	18	18	18	82	82	41	41	41	18	18	18	18	9	9																						
41	<b>18</b>	41	9	9	9	18	18	9	9	9																												
82	<b>19</b>	82	82	82	82	9	9	18	18	18																												





**Circuito de Madrid Jarama - RACE**

**CER**

**Carrera (2H+1V)**

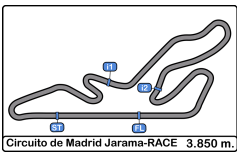
**Cuentavueltas**



**VTA**

Nr	Po	36	37	38	39	40	41	42	43	44	45	46	47	48	49	50	51	52	53	54	55	56	57	58	59	60	61	62	63	64	65	66	67	68	
113	<b>1</b>	118	118	118	118	118	125	125	113	113	113	113	113	113	113	113	113	113	113	113	113	113	113	113	113	113	113	113	113	113	113	113	113	113	
122	<b>2</b>	113	113	113	113	125	113	113	122	122	122	122	122	122	122	122	122	122	122	122	122	122	122	122	122	122	122	122	122	122	122	122	122	122	122
123	<b>3</b>	415	415	125	125	113	122	122	118	118	118	118	118	118	118	125	125	125	125	125	125	125	125	125	125	125	125	125	125	125	125	125	125	125	
100	<b>4</b>	125	125	100	100	100	118	118	125	125	125	125	125	125	125	165	165	165	165	165	165	165	165	165	165	165	165	165	165	165	165	165	165	165	
415	<b>5</b>	122	122	122	122	122	165	165	165	165	165	165	165	165	165	165	415	415	415	415	415	415	415	415	415	415	415	415	415	415	415	415	415	415	
112	<b>6</b>	100	100	415	165	165	415	415	415	415	415	415	415	415	415	56	56	56	56	56	56	56	56	56	56	56	56	56	56	56	56	56	56	56	
118	<b>7</b>	165	165	165	415	415	82	56	56	56	56	56	56	56	56	18	18	18	18	18	18	18	18	18	18	18	18	18	18	18	18	18	18	18	
191	<b>8</b>	56	56	82	82	82	56	18	18	18	18	18	18	18	18	40	40	40	40	40	40	40	40	40	40	40	40	40	40	40	40	40	40	40	
125	<b>9</b>	82	82	56	56	56	18	40	40	40	40	40	40	40	40	118	60	60	60	60	60	60	60	60	60	60	60	60	60	60	60	60	60	60	
165	<b>10</b>	18	18	18	18	18	40	41	41	41	41	41	41	41	60	60	60	41	41	41	41	41	41	41	82	82	82	82	82	82	82	82	82	82	
81	<b>11</b>	40	40	40	40	40	41	60	60	60	60	60	60	60	41	41	41	82	82	82	82	82	82	41	41	41	41	41	41	41	41	41	41	41	
15	<b>12</b>	9	41	41	41	41	60	82	82	82	82	82	82	82	82	82	82	82	82	82	82	82	82	82	82	82	82	82	82	82	82	82	82	82	
56	<b>13</b>	41	60	60	60	60	60	60	60	60	60	60	60	60	60	60	60	60	60	60	60	60	60	60	60	60	60	60	60	60	60	60	60	60	
40	<b>14</b>	60	60	60	60	60	60	60	60	60	60	60	60	60	60	60	60	60	60	60	60	60	60	60	60	60	60	60	60	60	60	60	60	60	
60	<b>15</b>	60	60	60	60	60	60	60	60	60	60	60	60	60	60	60	60	60	60	60	60	60	60	60	60	60	60	60	60	60	60	60	60	60	
18	<b>16</b>	60	60	60	60	60	60	60	60	60	60	60	60	60	60	60	60	60	60	60	60	60	60	60	60	60	60	60	60	60	60	60	60	60	
9	<b>17</b>	60	60	60	60	60	60	60	60	60	60	60	60	60	60	60	60	60	60	60	60	60	60	60	60	60	60	60	60	60	60	60	60	60	
41	<b>18</b>	60	60	60	60	60	60	60	60	60	60	60	60	60	60	60	60	60	60	60	60	60	60	60	60	60	60	60	60	60	60	60	60	60	
82	<b>19</b>	60	60	60	60	60	60	60	60	60	60	60	60	60	60	60	60	60	60	60	60	60	60	60	60	60	60	60	60	60	60	60	60	60	





# Circuito de Madrid Jarama - RACE

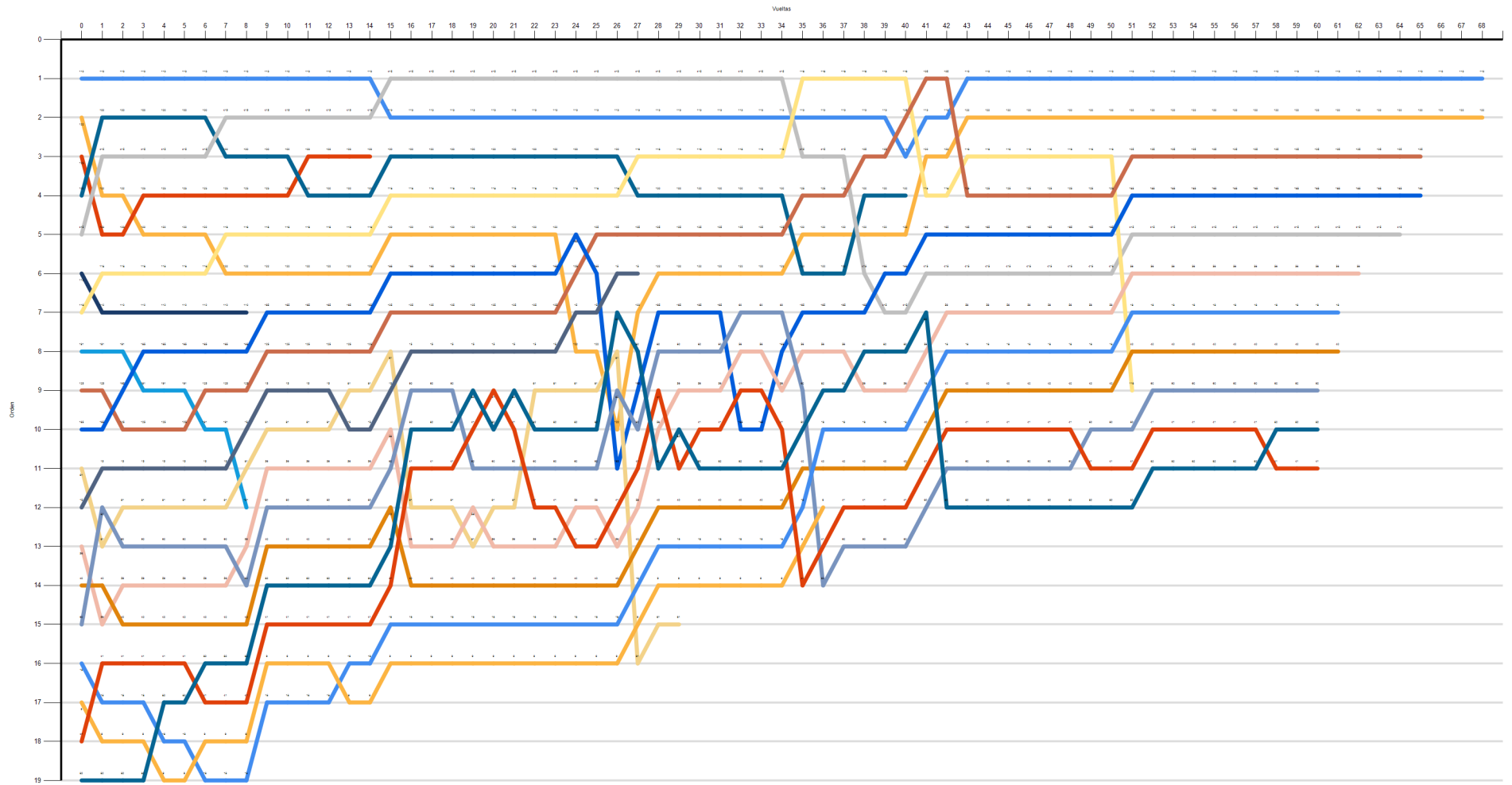
CER

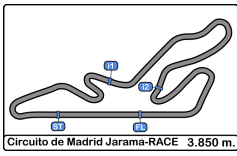
Carrera (2H+1V)

Cuentavueltas Gráfico



- 113
- 122
- 100
- 415
- 112
- 118
- 191
- 125
- 186
- 81
- 15
- 56
- 20
- 9
- 41
- 2





# Circuito de Madrid Jarama - RACI

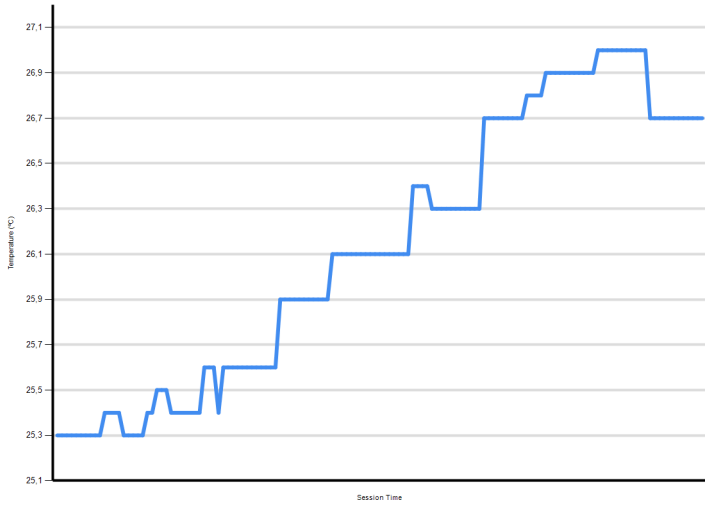
CER

Carrera (2H+1V)

Informe Meteorológico



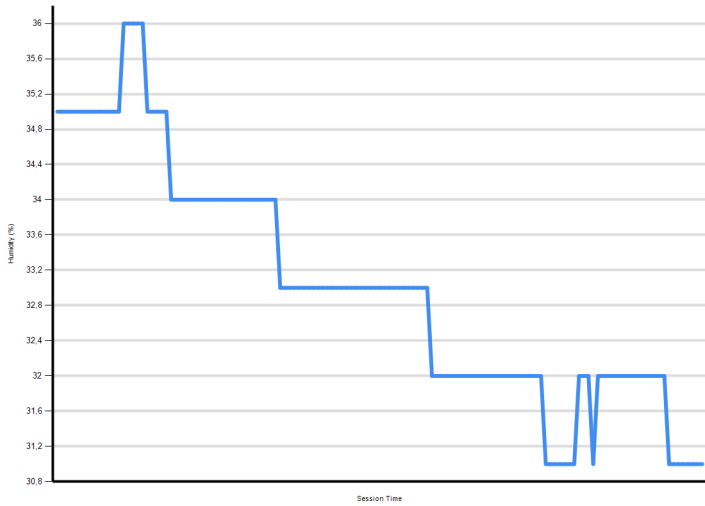
Temperatura Aire



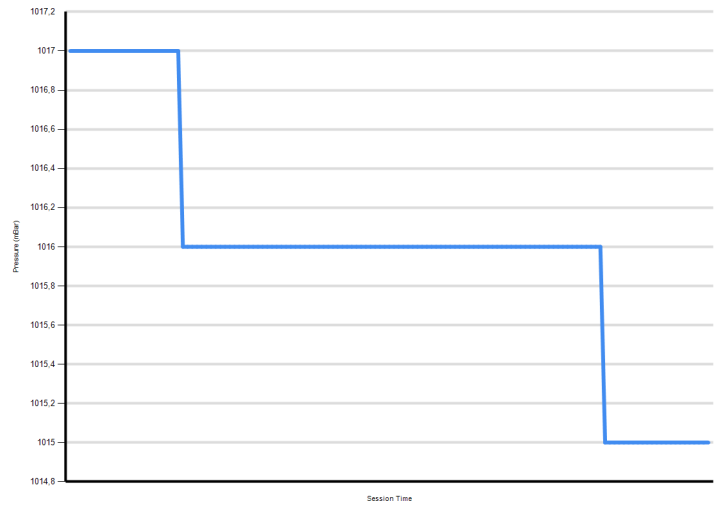
Temperatura Pista



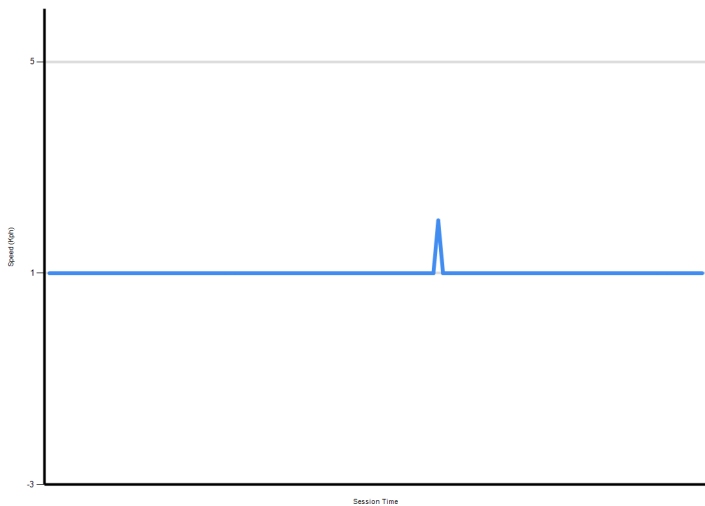
Humedad



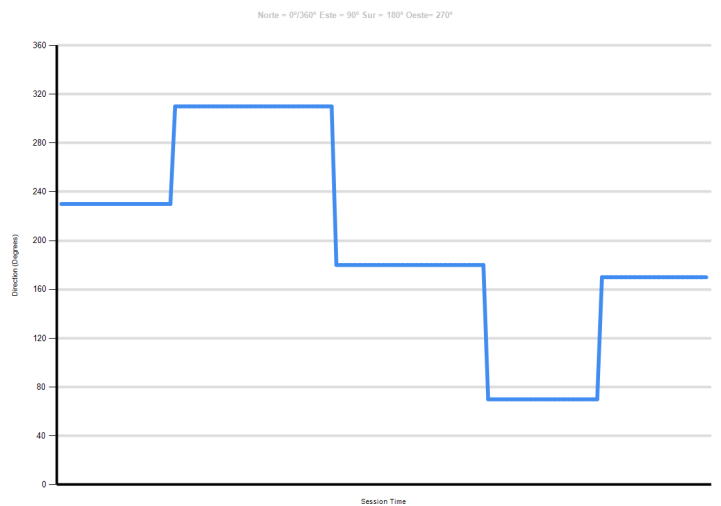
Presión



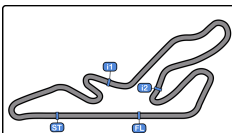
Velocidad Viento



Dirección Viento







# Circuito de Madrid Jarama - RACE

CER

Carrera (2H+1V)

## Resultados Finales



Cls	Nº	Equipo/Concursante	Piloto 1	Piloto 2	Vehiculo	Cat	Cl	Vtas.	Tiempo	Dif 1º	Interval	Km/h	Mejor	Tiempo	Km/h
1	113	BAPORO MOTORSPORT	Joan Vinyes Dabad	Jaume Font Casas	PORSCHE 992 CUP	GT	1	68	<b>2:02:22.186</b>			128.3	3	1:35.193	145.5
2	122	ALEJANDRO BARAMBIO PERE	Alejandro Barambio Perea	Borja Garcia Menendez	PORCHE 992 CUP	GT	2	68	<b>2:02:36.056</b>	13.870	13.870	128.1	49	1:35.934	144.4
3	125	MOTOR CLUB SABADELL	Jordi Fuset Sala	Lorenzo Mendieta Sola	Porsche 718 GT4 RS Clubsport	CLASE 1	1	65	<b>2:02:44.366</b>	3 Vtas.	3 Vtas.	122.3	49	1:40.134	138.4
4	165	ESCUADERIA LA CORUÑA	Pere Marques Vancells	Jose A. Gomez Gutierrez	LIGIER JS2R	CLASE 1	2	65	<b>2:03:49.848</b>	3 Vtas.	1:05.482	121.2	7	1:41.122	137.0
5	415	FALIGAND JEREMY	Jeremy Faligand	Victor Bernier	PORSCHE 992 CUP	GT	3	64	<b>2:02:47.786</b>	4 Vtas.	1 Vta.	120.3	3	1:35.189	145.6
6	56	MOTOR CLUB SABADELL	Javier Ciuendez Gallego		RENAULT CLIO CUP IV	D3	1	62	<b>2:03:25.221</b>	6 Vtas.	2 Vtas.	116.0	41	1:50.304	125.6
7	18	C.D.PLEMAR SPORT	Jose Luis Lopez Valdivielso	JF Alvaro Rodriguez Sastre	RENAULT CLIO CUP IV	D3	2	61	<b>2:03:11.670</b>	7 Vtas.	1 Vta.	114.3	34	1:51.997	123.7
8	40	MOTOR CLUB SABADELL	Jose Palomar Maroto		RENAULT CLIO CUP IV	D3	3	61	<b>2:03:18.114</b>	7 Vtas.	6.444	114.2	41	1:50.406	125.5
9	60	MOTOR CLUB SABADELL	Josep Borrell Daniel		RENAULT CLIO CUP IV	D3	4	60	<b>2:02:56.952</b>	8 Vtas.	1 Vta.	112.7	41	1:50.701	125.2
10	82	AUTOMÓVIL CLUB ALICANTE	Hector Palacios Vazquez	JF	Mazda MX5 ND1	D4	1	60	<b>2:03:15.691</b>	8 Vtas.	18.739	112.4	47	1:50.376	125.5
11	41	ESCUADERIA LA CORUÑA	Alejandro Iribas Estrada	JR	RENAULT CLIO CUP V	D4	2	60	<b>2:03:26.996</b>	8 Vtas.	11.305	112.2	3	1:52.691	122.9
12	118	ESCUADERIA FARAON	Alvaro Fontes Blanco	Pedro M. Silvero Castilla	FERRARI 488 Challenge EVO	GT	4	51	<b>1:44:56.501</b>	17 Vtas.	9 Vtas.	112.2	6	1:37.242	142.5
<b>Not classified: (Requirements: 75% of number laps of leader = 51 Laps)</b>															
100		ESCUADERIA FARAON	Pablo V. Bras Silvero		PORSCHE 992 CUP	GT	5	40	<b>1:16:59.453</b>	28 Vtas.	11 Vtas.	120.0	3	1:35.188	145.6
9		BALBOR MOTORSPORT C.A.	Jose Luis Albors Aleixandre	JF German Lopez Balboa	RENAULT CLIO CUP IV	D3	5	36	<b>1:16:53.461</b>	32 Vtas.	4 Vtas.	108.1	27	1:53.328	122.2
81		SKUALO COMPETICION	Juan Carlos Arias		GINETTA G50 GT4	CLASE 2	1	29	<b>1:41:53.996</b>	39 Vtas.	7 Vtas.	65.7	23	1:47.378	129.0
15		LURAUTO K.K.	Asier Gorostiza Telleria	JF Luis Chillida Belzunce	BMW M2 CS RACING	CLASE 2	2	27	<b>53:05.355</b>	41 Vtas.	2 Vtas.	117.4	9	1:48.318	127.9
123		ESCUADERIA FARAON	Agustin Sanabria Crespo	Françes Gutierrez	RENAULT RS01	GT	6	14	<b>22:51.830</b>	54 Vtas.	13 Vtas.	141.4	6	1:35.659	144.8
112		ESCUADERIA FARAON	Pedro M. Lourinho Bras	Miguel Gomez Guillen	PORSCHE 992 CUP	GT	7	8	<b>13:23.230</b>	60 Vtas.	6 Vtas.	138.0	3	1:38.398	140.8
191		VELOSO MOTORSPORT	Jean-Roch Piat	JF	PORSCHE 991.1 GT3 CUP	GT	8	8	<b>14:49.969</b>	60 Vtas.	1:26.739	124.5	2	1:45.045	131.9

Vta. Rápida Pablo V. Bras Silvero en 1:35.188 a 145.6 Km/h en la vta. 3

Publicado a las:.....

Temp Pista: 39.4 °C Temp Aire: 26.7 °C Humedad: 31 % Estado Pista: SECA

Comisarios Deportivos:

Cronometrador:

