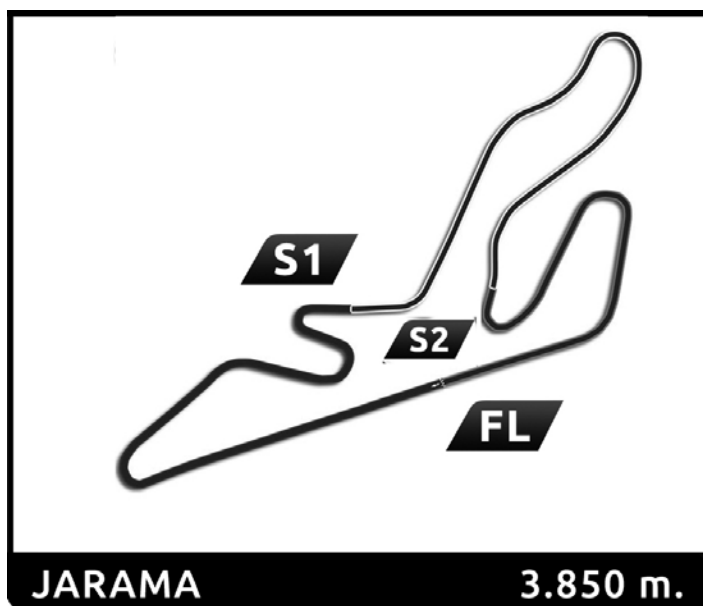
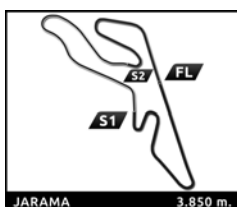


ROUND 1 - JARAMA

F4Spain
Results Booklet





F4 Spain ROUND 1 - JARAMA OFFICIAL PREVIOUS TEST

Classification

No	Driver	Nat	Team	Car	Cl.	Time	Lap Total	Gap	Kph
1	23 Jan PRZYROWSKI	POL	Griffin Core by Campos	Tatuus F4 T-421		1:31.955	24 56	-	150.7
2	24 Ernesto RIVERA	MEX	Griffin Core by Campos	Tatuus F4 T-421		1:31.987	25 54	+0.032	150.7
3	46 Nathan TYE	GBR	Campos Racing	Tatuus F4 T-421		1:32.034	24 57	+0.079	150.6
4	48 James EGOZI	ITA	Campos Racing	Tatuus F4 T-421		1:32.053	28 51	+0.098	150.6
5	71 Mattia COLNAGHI	ITA	KCL MP Motorsport	Tatuus F4 T-421		1:32.055	26 45	+0.100	150.6
6	18 Andrés CÁRDENAS	PER	Griffin Core by Campos	Tatuus F4 T-421		1:32.153	26 55	+0.198	150.4
7	21 Yevan DAVID	LKA	Saintéloc Racing	Tatuus F4 T-421		1:32.240	16 50	+0.285	150.3
8	33 Mikkel PEDERSEN	DNK	Drivex	Tatuus F4 T-421		1:32.387	15 50	+0.432	150.0
9	3 Griffin PEEBLES	ESP	MP Motorsport	Tatuus F4 T-421		1:32.449	18 52	+0.494	149.9
10	99 Thomas STRAUVEN	BEL	Rodin Motorsport	Tatuus F4 T-421		1:32.454	28 72	+0.499	149.9
11	14 Keanu AL AZHARI	ARE	MP Motorsport	Tatuus F4 T-421		1:32.495	29 58	+0.540	149.8
12	4 Juan COTA	ESP	Drivex	Tatuus F4 T-421		1:32.497	21 55	+0.542	149.8
13	8 Enzo TARNVANICHKUL	THA	Campos Racing	Tatuus F4 T-421		1:32.498	24 55	+0.543	149.8
14	78 Gabriel GÓMEZ	ITA	TC Racing	Tatuus F4 T-421		1:32.556	48 57	+0.601	149.7
15	22 Peter BOUZINELOS	AUS	Rodin Motorsport	Tatuus F4 T-421		1:32.569	30 67	+0.614	149.7
16	7 Maciej GLADYSZ	POL	KCL MP Motorsport	Tatuus F4 T-421		1:32.576	27 56	+0.621	149.7
17	93 Matteo QUINTARELLI	ARE	Saintéloc Racing	Tatuus F4 T-421		1:32.584	27 51	+0.629	149.7
18	35 Adam HIDEG	HUN	CRAM Motorsport	Tatuus F4 T-421		1:32.634	26 47	+0.679	149.6
19	37 Filippo FIORENTINO	BRA	CRAM Motorsport	Tatuus F4 T-421		1:32.671	29 64	+0.716	149.6
20	55 Preston LAMBERT	USA	Rodin Motorsport	Tatuus F4 T-421		1:32.691	10 38	+0.736	149.5
21	29 Daniel NOGALES	ESP	DXR by Drivex	Tatuus F4 T-421		1:32.834	42 60	+0.879	149.3
22	9 René LAMMERS	NLD	MP Motorsport	Tatuus F4 T-421		1:32.852	12 55	+0.897	149.3
23	50 Tim GERHARDS	NLD	Monlau Motorsport	Tatuus F4 T-421		1:32.915	27 51	+0.960	149.2
24	66 Francisco MACEDO	PRT	DXR by Drivex	Tatuus F4 T-421		1:32.991	31 46	+1.036	149.0
25	28 Douwe DEDECKER	BEL	GRS Team	Tatuus F4 T-421		1:33.111	22 48	+1.156	148.9
26	88 Cristian CANTÚ	MEX	TC Racing	Tatuus F4 T-421		1:33.131	26 54	+1.176	148.8
27	77 Lenny RIED	DEU	Monlau Motorsport	Tatuus F4 T-421		1:33.156	21 40	+1.201	148.8
28	69 Maximiliano RESTREPO	COL	Saintéloc Racing	Tatuus F4 T-421		1:33.171	15 40	+1.216	148.8
29	10 Lorenzo CASTILLO	MEX	Tecnicar	Tatuus F4 T-421		1:33.317	46 50	+1.362	148.5
30	12 Gustaw WISNIEWSKI	POL	Tecnicar	Tatuus F4 T-421		1:33.336	19 49	+1.381	148.5
31	11 Kirill KUTSOV	KGZ	GRS Team	Tatuus F4 T-421		1:33.373	46 49	+1.418	148.4
32	32 Wiktor DOBRZANSKI	POL	Tecnicar	Tatuus F4 T-421		1:33.403	26 54	+1.448	148.4
33	74 Rehan HAKIM	DEU	Monlau Motorsport	Tatuus F4 T-421		1:33.648	56 61	+1.693	148.0
34	19 Matus RYBA	SVK	Drivex	Tatuus F4 T-421		1:33.663	8 25	+1.708	148.0
35	5 Jaden PARIAT	IND	GRS Team	Tatuus F4 T-421					
36	27 Lucas FLUXÁ	ESP	KCL MP Motorsport	Tatuus F4 T-421					

Fastest Lap: Lap 24 Jan PRZYROWSKI 1:31.955 150.7 Kph

Published at:

Track Status: **DRY**

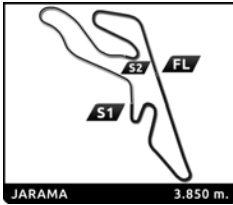
Race Director:

Luis González

Timekeeper:

Alberto Estébanez

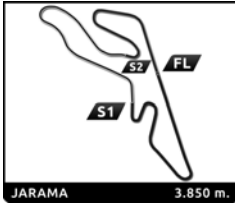




F4 Spain ROUND 1 - JARAMA OFFICIAL PREVIOUS TEST

Best Top Speed

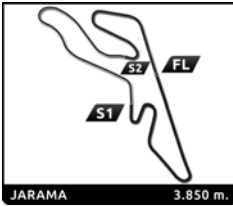
No Driver	Team	Class	Top 1		Top 2		Top 3		Top 4		Top 5		Avg
			Kph	Lap	Kph	Lap	Kph	Lap	Kph	Lap	Kph	Lap	
71	Mattia COLNAGHI	KCL MP Motorsport	237.4	38	235.3	29	234.8	40	234.8	28	233.8	37	235,2
50	Tim GERHARDS	Monlau Motorsport	236.3	10	234.3	9	233.8	20	233.8	14	233.8	11	234,4
77	Lenny RIED	Monlau Motorsport	236.3	16	234.8	20	234.8	18	234.3	21	234.3	17	234,9
24	Ernesto RIVERA	Griffin Core by Campos	235.8	36	235.3	26	235.3	18	234.8	5	234.8	24	235,2
23	Jan PRZYROWSKI	Griffin Core by Campos	235.3	12	234.8	52	234.8	25	234.8	14	234.3	13	234,8
46	Nathan TYE	Campos Racing	235.3	13	234.8	30	234.3	29	234.3	25	233.8	20	234,5
99	Thomas STRAUVEN	Rodin Motorsport	235.3	29	234.3	10	233.8	27	233.8	9	233.8	28	234,2
12	Gustaw WISNIEWSKI	Tecnicar	234.8	44	233.8	31	232.8	43	232.3	10	232.3	14	233,2
22	Peter BOUZINELOS	Rodin Motorsport	234.8	39	234.3	56	234.3	47	234.3	11	233.8	38	234,3
33	Mikkel PEDERSEN	Drivex	234.8	47	233.3	50	233.3	8	233.3	6	232.8	49	233,5
48	James EGOZI	Campos Racing	234.8	18	234.8	7	233.8	16	233.8	14	233.8	9	234,2
93	Matteo QUINTARELLI	Saintéloc Racing	234.8	27	233.3	43	232.8	41	232.8	28	232.8	18	233,3
3	Griffin PEEBLES	MP Motorsport	234.3	44	233.8	6	232.8	45	232.3	43	232.3	38	233,1
8	Enzo TARNVANICHKUL	Campos Racing	234.3	53	234.3	18	233.8	52	233.8	42	233.3	14	233,9
29	Daniel NOGALES	DXR by Drivex	234.3	50	233.3	41	232.8	52	232.3	19	232.3	49	233,0
66	Francisco MACEDO	DXR by Drivex	234.3	32	232.3	6	231.8	20	231.8	11	231.3	41	232,3
88	Cristian CANTÚ	TC Racing	234.3	34	233.8	42	233.3	41	232.8	32	232.8	40	233,4
11	Kirill KUTSOV	GRS Team	233.8	46	232.3	31	231.3	45	231.3	30	231.3	44	232,0
18	Andrés CÁRDENAS	Griffin Core by Campos	233.8	29	233.8	26	233.8	44	233.3	14	233.3	17	233,6
32	Wiktor DOBRZANSKI	Tecnicar	233.8	13	232.8	30	232.8	29	232.3	45	232.3	25	232,8
4	Juan COTA	Drivex	233.3	16	231.8	17	231.3	14	231.3	13	231.3	7	231,8
21	Yevan DAVID	Saintéloc Racing	233.3	28	232.8	10	232.3	49	231.8	18	231.3	9	232,3
74	Rehan HAKIM	Monlau Motorsport	233.3	58	231.8	41	231.3	45	231.3	23	230.8	22	231,7
78	Gabriel GÓMEZ	TC Racing	233.3	30	232.3	47	232.3	31	232.3	24	231.8	51	232,4
9	René LAMMERS	MP Motorsport	232.8	8	232.3	12	231.8	10	231.8	32	231.8	39	232,1
19	Matus RYBA	Drivex	232.8	21	232.8	23	232.3	20	232.3	22	231.3	19	232,3
37	Filippo FIORENTINO	CRAM Motorsport	232.8	53	232.3	52	232.3	51	231.8	30	231.3	13	232,1
14	Keanu AL AZHARI	MP Motorsport	232.3	21	232.3	9	231.8	20	231.8	19	231.8	18	232,0
55	Preston LAMBERT	Rodin Motorsport	232.3	11	232.3	12	231.8	10	231.3	6	230.8	8	231,7
7	Maciej GLADYSZ	KCL MP Motorsport	231.8	48	231.8	47	231.8	46	231.8	32	231.8	27	231,8
28	Douwe DEDECKER	GRS Team	231.8	13	231.3	14	231.3	12	230.8	26	230.3	4	231,1
10	Lorenzo CASTILLO	Tecnicar	230.8	46	230.8	43	229.8	48	229.8	44	229.8	9	230,2
35	Adam HIDEG	CRAM Motorsport	230.3	43	230.3	18	230.3	15	230.3	9	230.3	20	230,3
69	Maximiliano RESTREPO	Saintéloc Racing	230.3	12	230.3	9	230.3	15	229.8	13	229.8	11	230,1
5	Jaden PARIAT	GRS Team											
27	Lucas FLUXÁ	KCL MP Motorsport											



F4 Spain ROUND 1 - JARAMA OFFICIAL PREVIOUS TEST

Best Sector Times

Sector 1			Sector 2			Sector 3			Ideal Lap	Best Lap
Pos	No Driver	Time	No Driver	Time	No Driver	Time	Pos	No Driver		
1	23 J.PRZYROWSKI	35.574	46 N.TYE	30.302	23 J.PRZYROWSKI	25.841	1	23 J.PRZYROWSKI	1:31.720	1:31.955 (1)
2	46 N.TYE	35.665	23 J.PRZYROWSKI	30.305	24 E.RIVERA	25.877	2	24 E.RIVERA	1:31.909	1:31.987 (2)
3	48 J.EGOZI	35.678	71 M.COLNAGHI	30.333	48 J.EGOZI	25.887	3	71 M.COLNAGHI	1:31.930	1:32.055 (5)
4	24 E.RIVERA	35.690	24 E.RIVERA	30.342	71 M.COLNAGHI	25.891	4	46 N.TYE	1:31.939	1:32.034 (3)
5	18 A.CÁRDENAS	35.705	99 T.STRAUVEN	30.410	22 P.BOUZINELOS	25.949	5	48 J.EGOZI	1:31.980	1:32.053 (4)
6	71 M.COLNAGHI	35.706	48 J.EGOZI	30.415	18 A.CÁRDENAS	25.953	6	18 A.CÁRDENAS	1:32.148	1:32.153 (6)
7	33 M.PEDERSEN	35.773	21 Y.DAVID	30.436	33 M.PEDERSEN	25.957	7	21 Y.DAVID	1:32.194	1:32.240 (7)
8	21 Y.DAVID	35.779	8 E.TARNVANICHKUL	30.457	66 F.MACEDO	25.966	8	33 M.PEDERSEN	1:32.245	1:32.387 (8)
9	22 P.BOUZINELOS	35.818	4 J.COTA	30.458	46 N.TYE	25.972	9	22 P.BOUZINELOS	1:32.310	1:32.569 (15)
10	14 K.AL AZHARI	35.834	29 D.NOGALES	30.477	21 Y.DAVID	25.979	10	99 T.STRAUVEN	1:32.385	1:32.454 (10)
11	3 G.PEEBLES	35.869	18 A.CÁRDENAS	30.490	3 G.PEEBLES	25.980	11	4 J.COTA	1:32.386	1:32.497 (12)
12	7 M.GLADYSZ	35.869	78 G.GÓMEZ	30.510	93 M.QUINTARELLI	25.990	12	8 E.TARNVANICHKUL	1:32.393	1:32.498 (13)
13	4 J.COTA	35.902	93 M.QUINTARELLI	30.514	14 K.AL AZHARI	26.005	13	14 K.AL AZHARI	1:32.420	1:32.495 (11)
14	9 R.LAMMERS	35.910	33 M.PEDERSEN	30.515	35 A.HIDEG	26.009	14	93 M.QUINTARELLI	1:32.421	1:32.584 (17)
15	78 G.GÓMEZ	35.911	7 M.GLADYSZ	30.538	37 F.FIORENTINO	26.015	15	3 G.PEEBLES	1:32.432	1:32.449 (9)
16	8 E.TARNVANICHKUL	35.916	22 P.BOUZINELOS	30.543	8 E.TARNVANICHKUL	26.020	16	7 M.GLADYSZ	1:32.451	1:32.576 (16)
17	93 M.QUINTARELLI	35.917	77 L.RIED	30.562	55 P.LAMBERT	26.026	17	78 G.GÓMEZ	1:32.498	1:32.556 (14)
18	99 T.STRAUVEN	35.931	9 R.LAMMERS	30.572	4 J.COTA	26.026	18	9 R.LAMMERS	1:32.587	1:32.852 (22)
19	35 A.HIDEG	35.957	14 K.AL AZHARI	30.581	29 D.NOGALES	26.030	19	37 F.FIORENTINO	1:32.603	1:32.671 (19)
20	55 P.LAMBERT	35.975	3 G.PEEBLES	30.583	99 T.STRAUVEN	26.044	20	66 F.MACEDO	1:32.612	1:32.991 (24)
21	37 F.FIORENTINO	35.977	12 G.WISNIEWSKI	30.596	7 M.GLADYSZ	26.044	21	55 P.LAMBERT	1:32.626	1:32.691 (20)
22	66 F.MACEDO	36.046	66 F.MACEDO	30.600	12 G.WISNIEWSKI	26.074	22	35 A.HIDEG	1:32.634	1:32.634 (18)
23	50 T.GERHARDS	36.053	37 F.FIORENTINO	30.611	78 G.GÓMEZ	26.077	23	29 D.NOGALES	1:32.743	1:32.834 (21)
24	28 D.DEDECKER	36.127	88 C.CANTÚ	30.620	9 R.LAMMERS	26.105	24	50 T.GERHARDS	1:32.820	1:32.915 (23)
25	10 L.CASTILLO	36.134	55 P.LAMBERT	30.625	88 C.CANTÚ	26.138	25	88 C.CANTÚ	1:32.976	1:33.131 (26)
26	88 C.CANTÚ	36.218	50 T.GERHARDS	30.628	50 T.GERHARDS	26.139	26	12 G.WISNIEWSKI	1:32.976	1:33.336 (30)
27	29 D.NOGALES	36.236	69 M.RESTREPO	30.645	10 L.CASTILLO	26.150	27	28 D.DEDECKER	1:33.036	1:33.111 (25)
28	69 M.RESTREPO	36.242	35 A.HIDEG	30.668	69 M.RESTREPO	26.162	28	69 M.RESTREPO	1:33.049	1:33.171 (28)
29	11 K.KUTSOV	36.276	32 W.DOBRZANSKI	30.723	28 D.DEDECKER	26.183	29	10 L.CASTILLO	1:33.120	1:33.317 (29)
30	12 G.WISNIEWSKI	36.306	28 D.DEDECKER	30.726	32 W.DOBRZANSKI	26.217	30	77 L.RIED	1:33.120	1:33.156 (27)
31	32 W.DOBRZANSKI	36.319	11 K.KUTSOV	30.750	77 L.RIED	26.226	31	32 W.DOBRZANSKI	1:33.259	1:33.403 (32)
32	77 L.RIED	36.332	10 L.CASTILLO	30.836	11 K.KUTSOV	26.261	32	11 K.KUTSOV	1:33.287	1:33.373 (31)
33	19 M.RYBA	36.334	19 M.RYBA	30.881	19 M.RYBA	26.343	33	19 M.RYBA	1:33.558	1:33.663 (34)
34	74 R.HAKIM	36.354	74 R.HAKIM	30.892	74 R.HAKIM	26.363	34	74 R.HAKIM	1:33.609	1:33.648 (33)



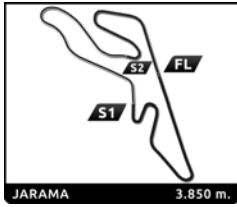
F4 Spain

ROUND 1 - JARAMA

OFFICIAL PREVIOUS TEST

Fastest Lap Sequence

Elapsed	No	Driver	Team	Car	Class	Time	Kph	Lap
4:06.881	99	Thomas STRAUVEN	Rodin Motorsport	Tatuus F4 T-421		1:35.961	144.4	2
5:41.019	99	Thomas STRAUVEN	Rodin Motorsport	Tatuus F4 T-421		1:34.138	147.2	3
5:43.141	93	Matteo QUINTARELLI	Saintéloc Racing	Tatuus F4 T-421		1:33.871	147.6	3
7:14.509	99	Thomas STRAUVEN	Rodin Motorsport	Tatuus F4 T-421		1:33.490	148.3	4
8:47.604	99	Thomas STRAUVEN	Rodin Motorsport	Tatuus F4 T-421		1:33.095	148.9	5
23:56.655	99	Thomas STRAUVEN	Rodin Motorsport	Tatuus F4 T-421		1:33.000	149.0	9
28:49.752	23	Jan PRZYROWSKI	Griffin Core by Campos	Tatuus F4 T-421		1:32.931	149.1	7
33:09.214	9	René LAMMERS	MP Motorsport	Tatuus F4 T-421		1:32.927	149.1	11
34:42.066	9	René LAMMERS	MP Motorsport	Tatuus F4 T-421		1:32.852	149.3	12
41:57.130	21	Yevan DAVID	Saintéloc Racing	Tatuus F4 T-421		1:32.769	149.4	15
43:29.370	21	Yevan DAVID	Saintéloc Racing	Tatuus F4 T-421		1:32.240	150.3	16
59:22.436	23	Jan PRZYROWSKI	Griffin Core by Campos	Tatuus F4 T-421		1:32.139	150.4	18
1:25:50.265	23	Jan PRZYROWSKI	Griffin Core by Campos	Tatuus F4 T-421		1:31.955	150.7	24



F4 Spain

ROUND 1 - JARAMA

OFFICIAL PREVIOUS TEST

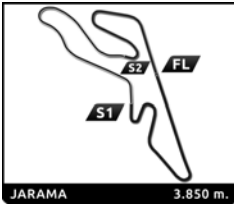
Sector Analysis

— Invalidated Lap ■ Personal Best ■ Session Best **B** Crossing the pit lane

Lap	Time	Sector 1	Sector 2	Sector 3	T.Sp	Elapsed	Lap	Time	Sector 1	Sector 2	Sector 3	T.Sp	Elapsed
32	2:26.049 B	1:20.280	31.714	34.055	117.5	2:59:46.305	33	1:34.251	36.742	31.016	26.493	227.4	2:51:27.574
33	7:44.685 B	6:33.036	31.903	39.746	105.0	3:07:30.990	34	1:34.271	36.762	30.959	26.550	229.3	2:53:01.845
34	2:20.356	1:23.010	30.999	26.347	108.0	3:09:51.346	35	1:37.638	38.440	32.699	26.499	229.3	2:54:39.483
35	1:33.498	36.367	30.790	26.341	232.8	3:11:24.844	36	1:34.258	36.635	31.056	26.567	228.8	2:56:13.741
36	1:33.457	36.299	30.804	26.354	235.8	3:12:58.301	37	1:34.475	36.761	30.984	26.730	229.3	2:57:48.216
37	1:33.528	36.228	30.878	26.422	233.3	3:14:31.829	38	1:35.292	36.697	31.848	26.747	226.9	2:59:23.508
38	1:33.420	36.233	30.752	26.435	233.3	3:16:05.249	39	1:41.798 B	36.666	31.703	33.429	228.8	3:01:05.306
39	1:33.797	36.386	30.833	26.578	233.3	3:17:39.046	40	36:38.074	...	35.646	28.399	86.8	3:37:43.380
40	1:33.526	36.313	30.657	26.556	232.3	3:19:12.572	41	1:36.549	37.958	31.653	26.938	217.7	3:39:19.929
41	1:33.845	36.453	30.966	26.426	231.8	3:20:46.417	42	1:34.826	36.903	31.261	26.662	226.9	3:40:54.755
42	1:33.629	36.414	30.796	26.419	232.8	3:22:20.046	43	1:34.387	36.695	31.022	26.670	227.4	3:42:29.142
43	1:33.669	36.295	30.835	26.539	232.8	3:23:53.715	44	1:34.250	36.574	31.109	26.567	225.0	3:44:03.392
44	1:33.845	36.518	30.941	26.386	230.3	3:25:27.560	45	1:44.414 B	36.675	34.164	33.575	226.9	3:45:47.806
45	1:33.694	36.439	30.795	26.460	231.3	3:27:01.254	46	6:37.300	5:37.567	32.790	26.943	115.3	3:52:25.106
46	1:33.766	36.567	30.731	26.468	231.3	3:28:35.020	47	1:34.622	36.917	31.138	26.567	225.5	3:53:59.728
47	1:33.886	36.564	30.841	26.481	230.3	3:30:08.906	48	1:34.289	36.550	31.113	26.626	227.4	3:55:34.017
48	1:34.011	36.496	30.927	26.588	231.8	3:31:42.917							
49	1:34.390	36.623	31.168	26.599	232.3	3:33:17.307							
50	1:34.245	36.647	31.067	26.531	233.3	3:34:51.552							
51	1:33.966	36.557	30.890	26.519	232.3	3:36:25.518							
52	1:34.052	36.514	30.888	26.650	232.8	3:37:59.570							
53	1:34.437	36.774	31.042	26.621	233.3	3:39:34.007							
54	1:44.101 B	37.986	31.749	34.366	194.9	3:41:18.108							

28 Douwe DEDECKER		BEL	
GRS Team		Tatuus F4 T-421	
1	20:57.034	...	35.215
2	1:37.492	38.786	32.077
3	1:35.105	36.909	31.204
4	1:34.065	36.646	31.001
5	1:33.909	36.510	30.916
6	1:33.872	36.576	30.827
7	1:40.759 B	36.775	31.420
8	10:23.302	9:22.708	33.420
9	1:34.911	37.200	31.157
10	1:34.317	36.901	30.969
11	1:33.560	36.459	30.762
12	1:33.721	36.668	30.767
13	1:33.525	36.422	30.766
14	1:33.437	36.264	30.826
15	1:33.423	36.219	30.806
16	1:33.814	36.340	30.924
17	1:39.952 B	36.405	31.205
18	48:54.624	...	31.664
19	1:34.813	36.928	31.415
20	1:34.308	36.477	31.451
21	1:33.410	36.248	30.954
22	1:33.111	36.127	30.788
23	1:33.331	36.206	30.799
24	1:33.210	36.186	30.801
25	1:33.434	36.320	26.183
26	1:42.125	39.952	35.680
27	1:33.619	36.416	30.922
28	1:33.278	36.230	30.726
29	1:45.422 B	36.974	34.620
30	44:32.237 B	...	33.006
31	2:15.582	1:17.625	31.337
32	1:34.621	36.979	31.170

29 Daniel NOGALES		ESP	
DXR by Drivex		Tatuus F4 T-421	
1	2:46.182	1:42.744	35.368
2	1:44.262 B	38.585	32.589
3	5:50.440 B	4:37.589	34.767
4	10:05.792	9:04.346	33.297
5	1:36.329	37.633	31.827
6	1:36.017	37.875	31.265
7	1:35.357	37.127	31.214
8	1:35.172	37.332	31.126
9	1:35.433	37.180	31.358
10	1:35.227	37.197	31.178
11	1:40.550 B	37.016	31.037
12	11:08.293	...	33.252
13	1:35.847	37.478	31.401
14	1:35.323	37.295	31.233
15	1:35.036	37.185	31.198
16	1:34.555	36.882	31.146
17	1:35.057	37.463	31.075
18	1:34.699	37.017	31.147
19	1:34.766	37.007	31.162
20	1:34.757	37.014	30.986
21	1:34.310	36.872	30.923
22	1:34.596	36.943	31.113
23	1:41.774 B	37.198	31.160
24	58:16.143	...	34.223
25	1:36.196	37.368	31.280
26	1:34.439	36.823	31.116
27	1:34.215	36.741	31.007
28	1:34.083	36.572	30.911
29	1:34.355	36.966	31.046
30	1:33.909	36.616	30.907
31	1:33.788	36.636	30.754
32	1:33.712	36.373	30.871
33	1:33.986	36.535	30.865
34	1:41.573 B	36.713	31.119
35	15:14.642	...	34.307
36	1:51.201 B	37.921	32.285
37	14:33.883	...	31.266
38	1:33.850	36.515	30.862
39	1:33.560	36.413	30.794

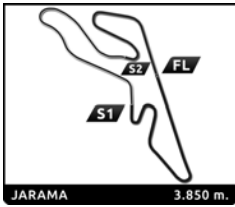


F4 Spain ROUND 1 - JARAMA OFFICIAL PREVIOUS TEST

Sector Analysis

— Invalidated Lap ■ Personal Best ■ Session Best **B** Crossing the pit lane

Lap	Time	Sector 1	Sector 2	Sector 3	T.Sp	Elapsed	Lap	Time	Sector 1	Sector 2	Sector 3	T.Sp	Elapsed
50	1:33.441	36.577	30.748	26.116	228.3	3:07:15.058							
51	1:33.071	36.223	30.695	26.153	229.8	3:08:48.129							
52	1:33.121	36.234	30.638	26.249	231.3	3:10:21.250							
53	1:33.290	36.280	30.799	26.211	232.3	3:11:54.540							
54	1:33.475	36.335	30.809	26.331	232.3	3:13:28.015							
55	1:33.364	36.307	30.773	26.284	231.3	3:15:01.379							
56	1:38.031 B	36.426	30.705	30.900	231.8	3:16:39.410							
57	6:04.123	5:02.976	32.794	28.353	111.0	3:22:43.533							
58	1:34.630	37.016	30.947	26.667	225.0	3:24:18.163							
59	1:34.679	36.797	31.417	26.465	229.8	3:25:52.842							
60	1:33.802	36.501	30.827	26.474	231.8	3:27:26.644							
61	1:35.560	37.982	31.155	26.423	231.3	3:29:02.204							
62	1:38.962 B	36.513	30.872	31.577	231.8	3:30:41.166							
63	10:07.677	9:03.808	34.719	29.150	81.6	3:40:48.843							
64	1:34.476	37.418	30.712	26.346	219.1	3:42:23.319							
65	1:32.914	36.201	30.521	26.192	229.8	3:43:56.233							
66	1:32.910	36.118	30.648	26.144	231.8	3:45:29.143							
67	1:32.630	35.950	30.602	26.078	231.3	3:47:01.773							
68	1:33.168	36.121	30.715	26.332	233.3	3:48:34.941							
69	1:47.595	40.691	39.539	27.365	231.3	3:50:22.536							
70	1:33.378	36.496	30.711	26.171	229.8	3:51:55.914							
71	1:33.097	36.146	30.713	26.238	229.8	3:53:29.011							
72	1:41.027 B	36.355	31.193	33.479	231.3	3:55:10.038							

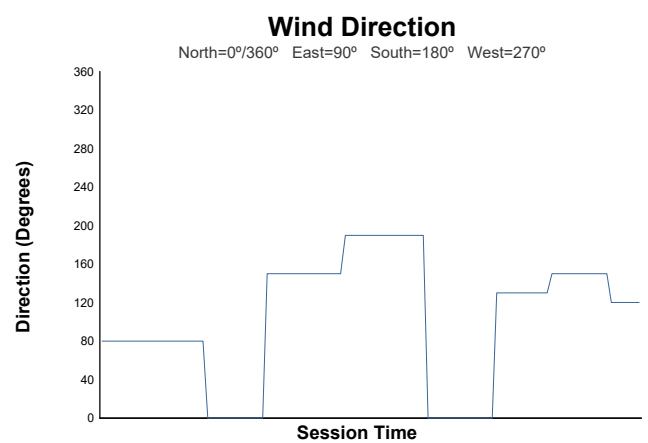
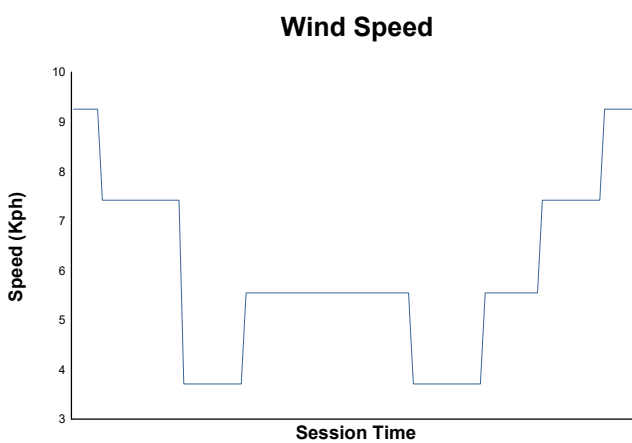
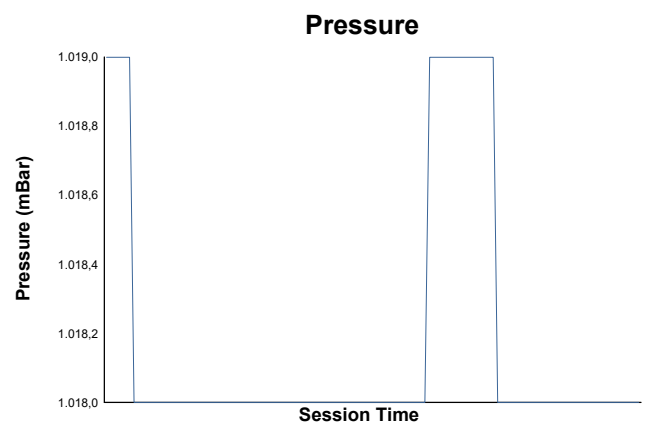
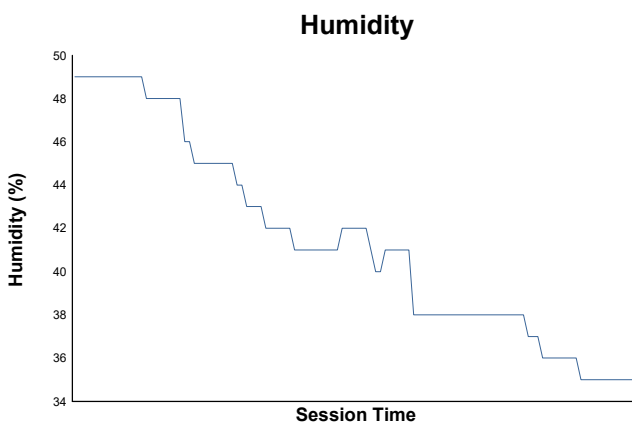
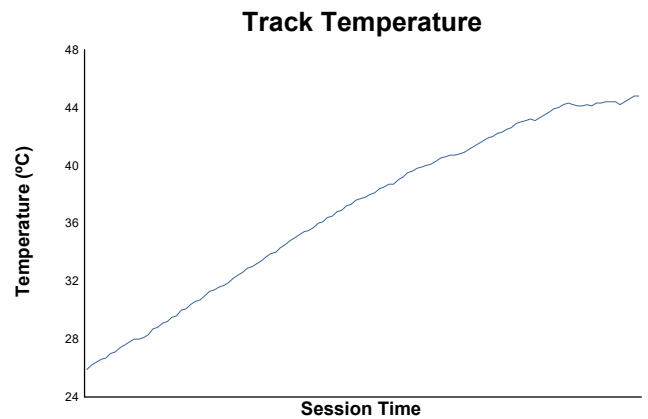
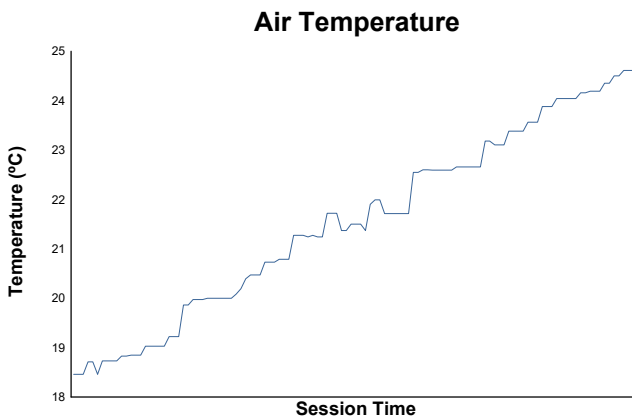


ROUND 1 - JARAMA

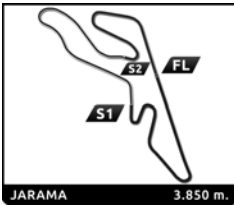
F4 Spain

OFFICIAL PREVIOUS TEST

Weather Report



Track Status: **DRY**



F4Spain ROUND 1 - JARAMA FREE PRACTICE 1

Classification

No	Driver	Nat	Team	Car	Cl.	Time	Lap Total	Gap	Kph
1	23 Jan PRZYROWSKI	POL	Griffin Core by Campos	Tatuus F4 T-421	R	1:31.896	6 13	-	150.8
2	24 Ernesto RIVERA	MEX	Griffin Core by Campos	Tatuus F4 T-421	R	1:31.985	6 10	+0.089	150.7
3	46 Nathan TYE	GBR	Campos Racing	Tatuus F4 T-421	R	1:32.066	8 13	+0.170	150.5
4	14 Keanu AL AZHARI	ARE	MP Motorsport	Tatuus F4 T-421		1:32.096	8 17	+0.200	150.5
5	18 Andrés CÁRDENAS	PER	Griffin Core by Campos	Tatuus F4 T-421		1:32.122	5 10	+0.226	150.5
6	48 James EGOZI	ITA	Campos Racing	Tatuus F4 T-421		1:32.209	7 11	+0.313	150.3
7	71 Mattia COLNAGHI	ITA	KCL MP Motorsport	Tatuus F4 T-421	R	1:32.268	7 13	+0.372	150.2
8	99 Thomas STRAUVEN	BEL	Rodin Motorsport	Tatuus F4 T-421	R	1:32.277	16 17	+0.381	150.2
9	78 Gabriel GÓMEZ	ITA	TC Racing	Tatuus F4 T-421	R	1:32.300	14 15	+0.404	150.2
10	93 Matteo QUINTARELLI	ARE	Saintéloc Racing	Tatuus F4 T-421		1:32.342	9 15	+0.446	150.1
11	3 Griffin PEEBLES	ESP	MP Motorsport	Tatuus F4 T-421		1:32.360	7 13	+0.464	150.1
12	8 Enzo TARNVANICHKUL	THA	Campos Racing	Tatuus F4 T-421	R	1:32.373	5 11	+0.477	150.0
13	4 Juan COTA	ESP	Drivex	Tatuus F4 T-421		1:32.417	8 13	+0.521	150.0
14	7 Maciej GLADYSZ	POL	KCL MP Motorsport	Tatuus F4 T-421	R	1:32.494	7 14	+0.598	149.8
15	55 Preston LAMBERT	USA	Rodin Motorsport	Tatuus F4 T-421	R	1:32.656	16 16	+0.760	149.6
16	77 Lenny RIED	DEU	Monlau Motorsport	Tatuus F4 T-421	R	1:32.665	7 13	+0.769	149.6
17	29 Daniel NOGALES	ESP	DXR by Drivex	Tatuus F4 T-421		1:32.671	12 15	+0.775	149.6
18	37 Filippo FIORENTINO	BRA	CRAM Motorsport	Tatuus F4 T-421	R	1:32.697	10 16	+0.801	149.5
19	27 Lucas FLUXÁ	ESP	KCL MP Motorsport	Tatuus F4 T-421	R	1:32.752	8 16	+0.856	149.4
20	33 Mikkel PEDERSEN	DNK	Drivex	Tatuus F4 T-421		1:32.784	9 13	+0.888	149.4
21	66 Francisco MACEDO	PRT	DXR by Drivex	Tatuus F4 T-421	R	1:32.857	11 15	+0.961	149.3
22	69 Maximiliano RESTREPO	COL	Saintéloc Racing	Tatuus F4 T-421		1:32.904	9 12	+1.008	149.2
23	28 Douwe DEDECKER	BEL	GRS Team	Tatuus F4 T-421		1:32.914	6 14	+1.018	149.2
24	9 René LAMMERS	NLD	MP Motorsport	Tatuus F4 T-421	R	1:32.931	7 14	+1.035	149.1
25	21 Yevan DAVID	LKA	Saintéloc Racing	Tatuus F4 T-421	R	1:32.945	8 12	+1.049	149.1
26	35 Adam HIDEG	HUN	CRAM Motorsport	Tatuus F4 T-421	R	1:32.968	11 16	+1.072	149.1
27	50 Tim GERHARDS	NLD	Monlau Motorsport	Tatuus F4 T-421	R	1:33.023	4 13	+1.127	149.0
28	19 Matus RYBA	SVK	Drivex	Tatuus F4 T-421		1:33.023	13 14	+1.127	149.0
29	22 Peter BOUZINELOS	AUS	Rodin Motorsport	Tatuus F4 T-421	R	1:33.110	8 15	+1.214	148.9
30	10 Lorenzo CASTILLO	MEX	Tecnicar	Tatuus F4 T-421	R	1:33.264	10 16	+1.368	148.6
31	32 Wiktor DOBRZANSKI	POL	Tecnicar	Tatuus F4 T-421	R	1:33.367	12 17	+1.471	148.4
32	11 Kirill KUTSOV	KGZ	GRS Team	Tatuus F4 T-421	R	1:33.459	10 10	+1.563	148.3
33	74 Rehan HAKIM	DEU	Monlau Motorsport	Tatuus F4 T-421	R	1:33.460	7 10	+1.564	148.3
34	12 Gustaw WISNIEWSKI	POL	Tecnicar	Tatuus F4 T-421	R	1:33.591	6 16	+1.695	148.1
35	88 Cristian CANTÚ	MEX	TC Racing	Tatuus F4 T-421		1:33.649	7 16	+1.753	148.0

Fastest Lap: Lap 0 Kph

CAR #78 - CHECK TRANSPONDER POWER CONNECTION - LOW BATTERY

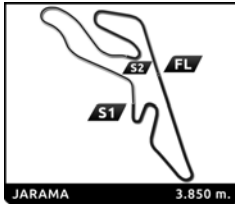
Published at:

Track Status: **DRY**

Race Director:
Luis González

Timekeeper:
Alberto Estébanez





F4Spain
ROUND 1 - JARAMA
FREE PRACTICE 1
Classification by Class

No	Driver	Nat	Team	Car	Time	Lap Total	Gap	Kph
R								
1	23 Jan PRZYROWSKI	POL	Griffin Core by Campos	Tatuus F4 T-421	1:31.896	6 13		150.8
2	24 Ernesto RIVERA	MEX	Griffin Core by Campos	Tatuus F4 T-421	1:31.985	6 10	+0.089 +0.089	150.7
3	46 Nathan TYE	GBR	Campos Racing	Tatuus F4 T-421	1:32.066	8 13	+0.170 +0.081	150.5
4	71 Mattia COLNAGHI	ITA	KCL MP Motorsport	Tatuus F4 T-421	1:32.268	7 13	+0.372 +0.202	150.2
5	99 Thomas STRAUVEN	BEL	Rodin Motorsport	Tatuus F4 T-421	1:32.277	16 17	+0.381 +0.009	150.2
6	78 Gabriel GÓMEZ	ITA	TC Racing	Tatuus F4 T-421	1:32.300	14 15	+0.404 +0.023	150.2
7	8 Enzo TARNVANICHKUL	THA	Campos Racing	Tatuus F4 T-421	1:32.373	5 11	+0.477 +0.073	150.0
8	7 Maciej GLADYSZ	POL	KCL MP Motorsport	Tatuus F4 T-421	1:32.494	7 14	+0.598 +0.121	149.8
9	55 Preston LAMBERT	USA	Rodin Motorsport	Tatuus F4 T-421	1:32.656	16 16	+0.760 +0.162	149.6
10	77 Lenny RIED	DEU	Monlau Motorsport	Tatuus F4 T-421	1:32.665	7 13	+0.769 +0.009	149.6
11	37 Filippo FIORENTINO	BRA	CRAM Motorsport	Tatuus F4 T-421	1:32.697	10 16	+0.801 +0.032	149.5
12	27 Lucas FLUXÁ	ESP	KCL MP Motorsport	Tatuus F4 T-421	1:32.752	8 16	+0.856 +0.055	149.4
13	66 Francisco MACEDO	PRT	DXR by Drivex	Tatuus F4 T-421	1:32.857	11 15	+0.961 +0.105	149.3
14	9 René LAMMERS	NLD	MP Motorsport	Tatuus F4 T-421	1:32.931	7 14	+1.035 +0.074	149.1
15	21 Yevan DAVID	LKA	Saintéloc Racing	Tatuus F4 T-421	1:32.945	8 12	+1.049 +0.014	149.1
16	35 Adam HIDEG	HUN	CRAM Motorsport	Tatuus F4 T-421	1:32.968	11 16	+1.072 +0.023	149.1
17	50 Tim GERHARDS	NLD	Monlau Motorsport	Tatuus F4 T-421	1:33.023	4 13	+1.127 +0.055	149.0
18	22 Peter BOUZINELOS	AUS	Rodin Motorsport	Tatuus F4 T-421	1:33.110	8 15	+1.214 +0.087	148.9
19	10 Lorenzo CASTILLO	MEX	Tecnicar	Tatuus F4 T-421	1:33.264	10 16	+1.368 +0.154	148.6
20	32 Wiktor DOBRZANSKI	POL	Tecnicar	Tatuus F4 T-421	1:33.367	12 17	+1.471 +0.103	148.4
21	11 Kirill KUTSOV	KGZ	GRS Team	Tatuus F4 T-421	1:33.459	10 10	+1.563 +0.092	148.3
22	74 Rehan HAKIM	DEU	Monlau Motorsport	Tatuus F4 T-421	1:33.460	7 10	+1.564 +0.001	148.3
23	12 Gustaw WISNIEWSKI	POL	Tecnicar	Tatuus F4 T-421	1:33.591	6 16	+1.695 +0.131	148.1

CAR #78 - CHECK TRANSPONDER POWER CONNECTION - LOW BATTERY

Published at:

Track Status: **DRY**

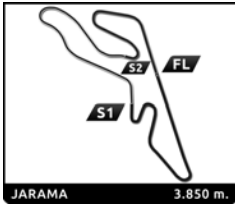
Race Director:

Luis González

Timekeeper:

Alberto Estébanez





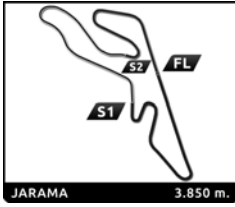
F4Spain

ROUND 1 - JARAMA

FREE PRACTICE 1

Best Top Speed

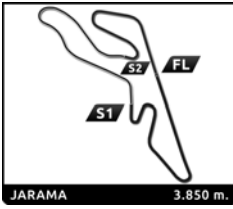
No Driver	Team	Class	Top 1		Top 2		Top 3		Top 4		Top 5		Avg
			Kph	Lap	Kph	Lap	Kph	Lap	Kph	Lap	Kph	Lap	
8 Enzo TARNVANICHKUL	Campos Racing	R	237.4	6	236.8	8	234.8	7	234.8	10	233.8	11	235,5
24 Ernesto RIVERA	Griffin Core by Campos	R	236.3	7	236.3	5	234.3	9	234.3	10	233.3	6	234,9
99 Thomas STRAUVEN	Rodin Motorsport		236.3	14	235.3	7	234.3	6	233.8	8	233.3	5	234,6
18 Andrés CÁRDENAS	Griffin Core by Campos		235.3	10	233.8	5	233.3	9	232.8	8	232.8	7	233,6
22 Peter BOUZINELOS	Rodin Motorsport	R	235.3	5	233.8	15	233.8	4	233.3	10	232.8	14	233,8
11 Kirill KUTSOV	GRS Team	R	233.8	9	230.8	8	229.3	10	228.3	3	227.4	2	229,9
23 Jan PRZYROWSKI	Griffin Core by Campos	R	233.8	11	233.8	9	233.3	8	232.8	12	232.3	13	233,2
37 Filippo FIORENTINO	CRAM Motorsport	R	233.8	6	231.3	11	231.3	10	230.8	14	230.8	12	231,6
46 Nathan TYE	Campos Racing	R	233.8	8	232.8	11	232.3	7	231.8	10	231.8	6	232,5
71 Mattia COLNAGHI	KCL MP Motorsport	R	233.8	12	232.3	8	231.8	11	231.8	10	231.8	7	232,3
78 Gabriel GÓMEZ	TC Racing		233.3	6	231.3	11	230.8	15	230.8	5	230.3	14	231,3
29 Daniel NOGALES	DXR by Drivex		232.8	5	232.3	6	231.8	4	230.3	13	229.8	15	231,4
35 Adam HIDEG	CRAM Motorsport	R	232.8	6	231.3	7	230.8	5	230.3	16	230.3	15	231,1
55 Preston LAMBERT	Rodin Motorsport	R	232.8	14	232.8	6	232.8	5	232.3	16	232.3	4	232,6
66 Francisco MACEDO	DXR by Drivex	R	232.8	7	230.3	14	230.3	13	230.3	12	229.8	6	230,7
88 Cristian CANTÚ	TC Racing		232.8	6	230.3	16	229.8	14	229.8	12	229.8	7	230,5
93 Matteo QUINTARELLI	Saintéloc Racing		232.8	10	232.3	11	232.3	7	232.3	6	231.8	12	232,3
4 Juan COTA	Drivex		232.3	10	231.8	13	231.8	9	231.3	12	230.3	11	231,5
27 Lucas FLUXÁ	KCL MP Motorsport	R	232.3	10	232.3	11	231.8	16	231.3	12	231.3	9	231,8
50 Tim GERHARDS	Monlau Motorsport	R	232.3	11	232.3	9	231.8	13	231.8	10	231.3	5	231,9
77 Lenny RIED	Monlau Motorsport	R	232.3	9	232.3	8	232.3	4	232.3	12	231.8	11	232,2
9 René LAMMERS	MP Motorsport	R	231.8	6	231.8	7	230.8	8	229.3	12	229.3	9	230,6
21 Yevan DAVID	Saintéloc Racing	R	231.8	12	231.3	11	230.3	7	229.3	8	229.3	5	230,4
32 Wiktor DOBRZANSKI	Tecnicar	R	231.8	8	231.3	7	231.3	6	230.8	11	230.8	5	231,2
33 Mikkel PEDERSEN	Drivex		231.8	11	231.3	13	230.3	12	230.3	10	229.8	9	230,7
3 Griffin PEEBLES	MP Motorsport		231.3	8	230.8	12	229.8	11	228.8	13	228.8	10	229,9
14 Keanu AL AZHARI	MP Motorsport		231.3	9	230.8	15	230.8	12	230.8	11	230.3	16	230,8
7 Maciej GLADYSZ	KCL MP Motorsport	R	230.8	12	230.3	10	230.3	5	229.8	11	229.8	6	230,2
28 Douwe DEDECKER	GRS Team		230.8	7	230.3	6	228.8	5	228.3	11	228.3	8	229,3
48 James EGOZI	Campos Racing		230.8	7	230.3	11	229.3	5	229.3	6	229.3	8	229,8
74 Rehan HAKIM	Monlau Motorsport	R	230.8	10	230.8	8	230.3	5	230.3	3	230.3	4	230,5
12 Gustaw WISNIEWSKI	Tecnicar	R	229.8	14	229.8	15	229.3	11	229.3	7	228.8	12	229,4
69 Maximiliano RESTREPO	Saintéloc Racing		229.8	6	229.3	12	229.3	11	228.8	7	227.8	8	229,0
19 Matus RYBA	Drivex		229.3	12	229.3	11	229.3	13	228.8	4	228.3	14	229,0
10 Lorenzo CASTILLO	Tecnicar	R	227.8	14	227.4	15	227.4	6	226.4	13	225.5	8	226,9



F4Spain ROUND 1 - JARAMA FREE PRACTICE 1

Best Sector Times

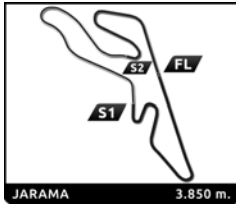
Sector 1			Sector 2			Sector 3			Ideal Lap	Best Lap
Pos	No Driver	Time	No Driver	Time	No Driver	Time	Pos	No Driver		
1	14 K.AL AZHARI	35.711	24 E.RIVERA	30.279	23 J.PRZYROWSKI	25.842	1	23 J.PRZYROWSKI	1:31.868	1:31.896 (1)
2	46 N.TYE	35.729	23 J.PRZYROWSKI	30.293	3 G.PEEBLES	25.887	2	24 E.RIVERA	1:31.967	1:31.985 (2)
3	23 J.PRZYROWSKI	35.733	99 T.STRAUVEN	30.335	18 A.CÁRDENAS	25.898	3	46 N.TYE	1:32.045	1:32.066 (3)
4	24 E.RIVERA	35.749	46 N.TYE	30.351	14 K.AL AZHARI	25.924	4	14 K.AL AZHARI	1:32.058	1:32.096 (4)
5	48 J.EGOZI	35.751	71 M.COLNAGHI	30.416	48 J.EGOZI	25.925	5	99 T.STRAUVEN	1:32.060	1:32.277 (8)
6	71 M.COLNAGHI	35.767	18 A.CÁRDENAS	30.421	93 M.QUINTARELLI	25.925	6	48 J.EGOZI	1:32.102	1:32.209 (6)
7	99 T.STRAUVEN	35.787	14 K.AL AZHARI	30.423	99 T.STRAUVEN	25.938	7	18 A.CÁRDENAS	1:32.113	1:32.122 (5)
8	18 A.CÁRDENAS	35.794	8 E.TARNVANICHKUL	30.424	24 E.RIVERA	25.939	8	71 M.COLNAGHI	1:32.192	1:32.268 (7)
9	78 G.GÓMEZ	35.831	48 J.EGOZI	30.426	78 G.GÓMEZ	25.941	9	93 M.QUINTARELLI	1:32.228	1:32.342 (10)
10	93 M.QUINTARELLI	35.835	4 J.COTA	30.434	8 E.TARNVANICHKUL	25.964	10	78 G.GÓMEZ	1:32.233	1:32.300 (9)
11	3 G.PEEBLES	35.853	77 L.RIED	30.453	46 N.TYE	25.965	11	3 G.PEEBLES	1:32.272	1:32.360 (11)
12	8 E.TARNVANICHKUL	35.889	78 G.GÓMEZ	30.461	71 M.COLNAGHI	26.009	12	8 E.TARNVANICHKUL	1:32.277	1:32.373 (12)
13	29 D.NOGALES	35.913	93 M.QUINTARELLI	30.468	27 L.FLUXÁ	26.018	13	4 J.COTA	1:32.417	1:32.417 (13)
14	7 M.GLADYSZ	35.914	37 F.FIORENTINO	30.469	4 J.COTA	26.033	14	7 M.GLADYSZ	1:32.459	1:32.494 (14)
15	33 M.PEDERSEN	35.927	7 M.GLADYSZ	30.478	21 Y.DAVID	26.052	15	29 D.NOGALES	1:32.577	1:32.671 (17)
16	4 J.COTA	35.950	69 M.RESTREPO	30.526	7 M.GLADYSZ	26.067	16	77 L.RIED	1:32.598	1:32.665 (16)
17	55 P.LAMBERT	35.961	3 G.PEEBLES	30.532	55 P.LAMBERT	26.074	17	33 M.PEDERSEN	1:32.607	1:32.784 (20)
18	22 P.BOUIZINELLOS	35.995	29 D.NOGALES	30.544	28 D.DEDECKER	26.096	18	37 F.FIORENTINO	1:32.614	1:32.697 (18)
19	37 F.FIORENTINO	36.000	50 T.GERHARDS	30.559	77 L.RIED	26.098	19	27 L.FLUXÁ	1:32.615	1:32.752 (19)
20	19 M.RYBA	36.017	27 L.FLUXÁ	30.561	69 M.RESTREPO	26.105	20	55 P.LAMBERT	1:32.634	1:32.656 (15)
21	27 L.FLUXÁ	36.036	66 F.MACEDO	30.571	33 M.PEDERSEN	26.109	21	69 M.RESTREPO	1:32.748	1:32.904 (22)
22	35 A.HIDEG	36.039	33 M.PEDERSEN	30.571	22 P.BOUIZINELLOS	26.116	22	28 D.DEDECKER	1:32.787	1:32.914 (23)
23	77 L.RIED	36.047	55 P.LAMBERT	30.599	29 D.NOGALES	26.120	23	66 F.MACEDO	1:32.804	1:32.857 (21)
24	66 F.MACEDO	36.061	9 R.LAMMERS	30.608	37 F.FIORENTINO	26.145	24	22 P.BOUIZINELLOS	1:32.810	1:33.110 (29)
25	28 D.DEDECKER	36.071	35 A.HIDEG	30.619	10 L.CASTILLO	26.151	25	35 A.HIDEG	1:32.811	1:32.968 (26)
26	21 Y.DAVID	36.072	28 D.DEDECKER	30.620	35 A.HIDEG	26.153	26	21 Y.DAVID	1:32.843	1:32.945 (25)
27	9 R.LAMMERS	36.080	32 W.DOBRZANSKI	30.667	9 R.LAMMERS	26.158	27	9 R.LAMMERS	1:32.846	1:32.931 (24)
28	50 T.GERHARDS	36.085	19 M.RYBA	30.698	32 W.DOBRZANSKI	26.169	28	50 T.GERHARDS	1:32.850	1:33.023 (28)
29	69 M.RESTREPO	36.117	22 P.BOUIZINELLOS	30.699	66 F.MACEDO	26.172	29	19 M.RYBA	1:32.931	1:33.023 (27)
30	10 L.CASTILLO	36.202	21 Y.DAVID	30.719	50 T.GERHARDS	26.206	30	32 W.DOBRZANSKI	1:33.132	1:33.367 (31)
31	74 R.HAKIM	36.208	11 K.KUTSOV	30.746	19 M.RYBA	26.216	31	10 L.CASTILLO	1:33.144	1:33.264 (30)
32	11 K.KUTSOV	36.241	74 R.HAKIM	30.748	74 R.HAKIM	26.256	32	74 R.HAKIM	1:33.212	1:33.460 (33)
33	32 W.DOBRZANSKI	36.296	12 G.WISNIEWSKI	30.774	88 C.CANTÚ	26.286	33	11 K.KUTSOV	1:33.345	1:33.459 (32)
34	12 G.WISNIEWSKI	36.326	88 C.CANTÚ	30.787	12 G.WISNIEWSKI	26.309	34	12 G.WISNIEWSKI	1:33.409	1:33.591 (34)
35	88 C.CANTÚ	36.461	10 L.CASTILLO	30.791	11 K.KUTSOV	26.358	35	88 C.CANTÚ	1:33.534	1:33.649 (35)



F4Spain
ROUND 1 - JARAMA
FREE PRACTICE 1

Fastest Lap Sequence

Elapsed	No	Driver	Team	Car	Class	Time	Kph	Lap
3:27.688	3	Griffin PEBBLES	MP Motorsport	Tatuus F4 T-421		1:34.425	146.8	2
18:17.275	4	Juan COTA	Drivex	Tatuus F4 T-421		1:33.422	148.4	3
19:00.845	23	Jan PRZYROWSKI	Griffin Core by Campos	Tatuus F4 T-421	R	1:33.161	148.8	4
19:59.067	3	Griffin PEBBLES	MP Motorsport	Tatuus F4 T-421		1:32.770	149.4	6
20:09.766	24	Ernesto RIVERA	Griffin Core by Campos	Tatuus F4 T-421	R	1:32.329	150.1	4
20:33.085	23	Jan PRZYROWSKI	Griffin Core by Campos	Tatuus F4 T-421	R	1:32.240	150.3	5
21:41.482	18	Andrés CÁRDENAS	Griffin Core by Campos	Tatuus F4 T-421		1:32.122	150.5	5
22:04.981	23	Jan PRZYROWSKI	Griffin Core by Campos	Tatuus F4 T-421	R	1:31.896	150.8	6



F4Spain ROUND 1 - JARAMA FREE PRACTICE 1

Sector Analysis

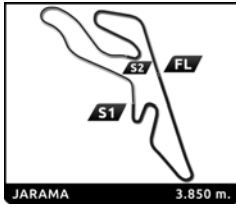
— Invalidated Lap

■ Personal Best

■ Session Best

■ Crossing the pit lane

Lap	Time	Sector 1	Sector 2	Sector 3	T.Sp	Elapsed	Lap	Time	Sector 1	Sector 2	Sector 3	T.Sp	Elapsed		
3	Griffin PEEBLES	ESP						6	1:33.356	36.898	30.469	25.989	237.4	23:12.930	
	MP Motorsport	Tatuus F4 T-421						7	1:32.605	35.889	30.657	26.059	234.8	24:45.535	
1	1:53.263	52.974	33.411	26.878	107.1	1:53.263	8	1:36.603	37.206	33.313	26.084	236.8	26:22.138		
2	1:34.425	37.007	31.024	26.394	225.5	3:27.688	9	1:32.570	36.028	30.558	25.984	233.3	27:54.708		
3	1:55.031 B	39.367	36.526	39.138	227.4	5:22.719	10	1:32.577	35.963	30.501	26.113	234.8	29:27.285		
4	11:27.778	...	34.112	27.113	99.4	16:50.497	11	1:39.116 B	36.040	30.539	32.537	233.8	31:06.401		
5	1:35.800	38.401	31.007	26.392	205.7	18:26.297									
6	1:32.770	36.244	30.548	25.978	228.3	19:59.067									
7	1:32.360	35.883	30.532	25.945	227.8	21:31.427									
8	1:32.846	36.105	30.765	25.976	231.3	23:04.273									
9	1:32.366	35.853	30.626	25.887	228.3	24:36.639									
10	1:39.973	35.990	30.661	33.322	228.8	26:16.612									
11	1:33.220	36.283	30.753	26.184	229.8	27:49.832									
12	1:33.617	36.076	30.945	26.596	230.8	29:23.449									
13	1:38.195 B	36.058	30.635	31.502	228.8	31:01.644									
4	Juan COTA	ESP						9	René LAMMERS	NLD					
	Drivex	Tatuus F4 T-421							MP Motorsport	Tatuus F4 T-421					
1	3:00.249 B	1:48.316	32.810	39.123	111.5	3:00.249	1	2:14.276	1:13.797	33.587	26.892	105.1	2:14.276		
2	13:43.604	...	31.856	26.524	106.2	16:43.853	2	1:45.466 B	37.956	31.894	35.616	189.1	3:59.742		
3	1:33.422	36.486	30.693	26.243	228.8	18:17.275	3	12:52.728	...	33.986	27.243	97.5	16:52.470		
4	1:39.479 B	36.098	30.680	32.701	230.3	19:56.754	4	1:36.229	38.358	31.343	26.528	211.4	18:28.699		
5	6:01.297	5:02.373	32.269	26.655	99.8	25:58.051	5	1:37.482	36.801	34.258	26.423	227.4	20:06.181		
6	1:36.866	36.705	31.001	29.160	226.9	27:34.917	6	1:33.067	36.284	30.625	26.158	231.8	21:39.248		
7	1:32.897	36.125	30.532	26.240	228.8	29:07.814	7	1:32.931	36.080	30.608	26.243	231.8	23:12.179		
8	1:32.417	35.950	30.434	26.033	230.3	30:40.231	8	1:33.090	36.243	30.645	26.202	230.8	24:45.269		
9	1:32.661	36.058	30.474	26.129	231.8	32:12.892	9	1:33.263	36.354	30.649	26.260	229.3	26:18.532		
10	1:32.828	36.062	30.575	26.191	232.3	33:45.720	10	1:33.265	36.321	30.666	26.278	228.8	27:51.797		
11	1:32.912	36.038	30.682	26.192	230.3	35:18.632	11	1:42.336	42.857	32.181	27.298	188.8	29:34.133		
12	1:32.838	36.045	30.581	26.212	231.3	36:51.470	12	1:33.290	36.191	30.795	26.304	229.3	31:07.423		
13	1:43.441 B	38.060	31.651	33.730	231.8	38:34.911	13	1:33.313	36.226	30.699	26.388	227.8	32:40.736		
							14	1:47.779 B	39.106	34.866	33.807	227.8	34:28.515		
7	Maciej GLADYSZ	POL						10	Lorenzo CASTILLO	MEX					
	KCL MP Motorsport	Tatuus F4 T-421							Tecnicar	Tatuus F4 T-421					
1	2:03.739 B	52.524	35.389	35.826	100.3	2:03.739	1	3:15.591	2:12.101	35.575	27.915	109.0	3:15.591		
2	2:22.017 B	1:05.549	32.487	43.981	100.9	4:25.756	2	1:48.326 B	39.570	33.619	35.137	215.6	5:03.917		
3	12:27.466	...	33.753	27.692	100.7	16:53.222	3	12:46.404	...	36.353	29.278	102.1	17:50.321		
4	1:36.769	38.059	31.967	26.743	204.5	18:29.991	4	1:39.756	39.344	32.974	27.438	195.7	19:30.077		
5	1:33.302	36.454	30.660	26.188	230.3	20:03.293	5	1:34.663	36.827	31.463	26.373	224.5	21:04.740		
6	1:32.896	36.152	30.641	26.103	229.8	21:36.189	6	1:33.622	36.394	31.066	26.162	227.4	22:38.362		
7	1:32.494	35.914	30.513	26.067	229.3	23:08.683	7	1:34.202	36.931	31.069	26.202	225.0	24:12.564		
8	1:32.616	35.977	30.544	26.095	228.8	24:41.299	8	1:33.395	36.304	30.940	26.151	225.5	25:45.959		
9	1:32.733	36.066	30.478	26.189	229.3	26:14.032	9	1:33.291	36.202	30.843	26.246	225.0	27:19.250		
10	1:32.803	35.931	30.539	26.333	230.3	27:46.835	10	1:33.264	36.303	30.791	26.170	225.0	28:52.514		
11	1:38.721	36.110	34.109	28.502	229.8	29:25.556	11	1:33.458	36.383	30.860	26.215	224.5	30:25.972		
12	1:32.851	36.044	30.576	26.231	230.8	30:58.407	12	1:33.485	36.335	30.828	26.322	224.5	31:59.457		
13	1:41.213 B	36.060	32.721	32.432	229.3	32:39.620	13	1:33.796	36.598	30.918	26.280	226.4	33:33.253		
14	2:41.475 B	1:33.967	36.470	31.038	93.5	35:21.095	14	1:33.537	36.272	30.941	26.324	227.8	35:06.790		
8	Enzo TARNVANICHKUL	THA						11	Kirill KUTSOV	KGZ					
	Campos Racing	Tatuus F4 T-421							GRS Team	Tatuus F4 T-421					
1	2:54.899 B	1:43.260	32.333	39.306	109.5	2:54.899	1	2:46.451	1:44.699	34.241	27.511	109.4	2:46.451		
2	14:03.288	...	34.890	27.902	61.6	16:58.187	2	25:43.649	...	35.997	27.595	227.4	28:30.100		
3	1:35.295	38.018	31.266	26.011	200.4	18:33.482	3	1:34.877	37.195	31.031	26.651	228.3	30:04.977		
4	1:33.719	36.298	30.821	26.600	233.3	20:07.201	4	1:34.112	36.708	30.956	26.448	226.9	31:39.089		
5	1:32.373	35.985	30.424	25.964	233.3	21:39.574	5	1:34.402	36.785	30.955	26.662	226.9	33:13.491		
							6	1:34.178	36.668	30.825	26.685	226.4	34:47.669		
							7	1:36.818	37.259	33.201	26.358	215.6	36:24.487		
							8	1:33.608	36.298	30.860	26.450	230.8	37:58.095		
							9	1:33.627	36.432	30.746	26.449	233.8	39:31.722		
							10	1:33.459	36.241	30.752	26.466	229.3	41:05.181		



F4Spain ROUND 1 - JARAMA FREE PRACTICE 1

Sector Analysis

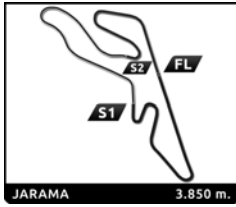
— Invalidated Lap

■ Personal Best

■ Session Best

B Crossing the pit lane

Lap	Time	Sector 1	Sector 2	Sector 3	T.Sp	Elapsed	Lap	Time	Sector 1	Sector 2	Sector 3	T.Sp	Elapsed	
12	Gustaw WISNIEWSKI POL							3	12:46.414	...	34.164	27.964	116.3	17:06.164
	Tecnicar Tatuus F4 T-421							4	1:42.210B	36.788	31.137	34.285	228.8	18:48.374
1	2:47.141	1:45.687	33.656	27.798	107.6	2:47.141	5	2:18.866B	1:14.769	31.132	32.965	100.2	21:07.240	
2	1:56.016B	39.197	36.344	40.475	223.6	4:43.157	6	7:11.545	6:08.196	36.399	26.950	96.9	28:18.785	
3	12:47.332	...	32.939	26.520	114.6	17:30.489	7	1:35.610	37.444	31.748	26.418	221.3	29:54.395	
4	1:34.171	36.900	30.928	26.343	226.4	19:04.660	8	1:33.431	36.294	30.796	26.341	227.8	31:27.826	
5	1:34.182	36.866	30.914	26.402	226.4	20:38.842	9	1:33.344	36.253	30.826	26.265	226.9	33:01.170	
6	1:33.591	36.346	30.936	26.309	227.8	22:12.433	10	1:33.129	36.033	30.829	26.267	227.8	34:34.299	
7	1:34.092	36.449	31.169	26.474	229.3	23:46.525	11	1:33.114	36.188	30.698	26.228	229.3	36:07.413	
8	1:35.552	38.217	31.016	26.319	226.4	25:22.077	12	1:33.228	36.152	30.857	26.219	229.3	37:40.641	
9	1:34.495	36.326	31.691	26.478	227.4	26:56.572	13	1:33.023	36.017	30.790	26.216	229.3	39:13.664	
10	1:34.526	36.990	30.911	26.625	228.3	28:31.098	14	1:42.080B	37.564	30.972	33.544	228.3	40:55.744	
11	1:34.638	36.645	31.401	26.592	229.3	30:05.736								
12	1:34.322	36.899	30.774	26.649	228.8	31:40.058								
13	1:36.177	37.093	31.405	27.679	228.3	33:16.235								
14	1:37.189	37.503	33.000	26.686	229.8	34:53.424								
15	1:52.384B	36.654	40.514	35.216	229.8	36:45.808								
16	4:31.429B	3:25.895	31.656	33.878	97.1	41:17.237								
14	Keanu AL AZHARI ARE							21	Yevan DAVID LKA					
	MP Motorsport Tatuus F4 T-421								Saintéloc Racing Tatuus F4 T-421					
1	2:20.273	1:17.533	34.330	28.410	102.2	2:20.273	1	2:19.412	1:12.357	36.295	30.760	105.6	2:19.412	
2	1:51.319B	39.378	32.769	39.172	201.5	4:11.592	2	1:58.164B	41.901	35.741	40.522	157.7	4:17.576	
3	13:22.193	...	34.667	28.454	98.8	17:33.785	3	12:51.212	...	36.977	28.620	64.9	17:08.788	
4	1:39.733	42.212	31.278	26.243	163.4	19:13.518	4	1:41.832	41.799	32.874	27.159	149.2	18:50.620	
5	1:32.855	36.250	30.614	25.991	228.8	20:46.373	5	1:37.769	37.642	32.227	27.900	229.3	20:28.389	
6	1:32.487	35.946	30.516	26.025	229.3	22:18.860	6	1:33.709	36.505	30.834	26.370	229.3	22:02.098	
7	1:32.232	35.718	30.544	25.970	229.8	23:51.092	7	1:33.095	36.182	30.861	26.052	230.3	23:35.193	
8	1:32.096	35.711	30.423	25.962	229.3	25:23.188	8	1:32.945	36.072	30.734	26.139	229.3	25:08.138	
9	1:32.370	35.799	30.647	25.924	231.3	26:55.558	9	1:33.350	36.295	30.719	26.336	228.8	26:41.488	
10	1:33.452	35.844	31.257	26.351	228.8	28:29.010	10	1:33.385	36.327	30.855	26.203	227.8	28:14.873	
11	1:32.513	36.037	30.468	26.008	230.8	30:01.523	11	1:33.373	36.403	30.724	26.246	231.3	29:48.246	
12	1:32.449	35.836	30.519	26.094	230.8	31:33.972	12	1:38.541B	36.379	30.799	31.363	231.8	31:26.787	
13	1:38.652B	35.901	30.655	32.096	229.8	33:12.624								
14	2:46.393	1:49.694	30.526	26.173	111.3	35:59.017								
15	1:33.126	36.192	30.728	26.206	230.8	37:32.143								
16	1:32.768	36.087	30.596	26.085	230.3	39:04.911								
17	1:38.215B	36.028	30.667	31.520	229.8	40:43.126								
18	Andrés CÁRDENAS PER							22	Peter BOUZINELOS AUS					
	Griffin Core by Campos Tatuus F4 T-421								Rodin Motorsport Tatuus F4 T-421					
1	3:02.762B	1:53.124	32.573	37.065	117.1	3:02.762	1	2:22.901	1:20.699	33.843	28.359	109.1	2:22.901	
2	13:57.382	...	36.484	27.222	71.3	17:00.144	2	1:53.003B	39.951	32.754	40.298	206.5	4:15.904	
3	1:36.134	37.484	32.001	26.649	214.7	18:36.278	3	12:47.223	...	32.974	27.972	99.1	17:03.127	
4	1:33.082	35.914	30.445	26.723	232.3	20:09.360	4	1:36.852	36.595	31.665	28.592	233.8	18:39.979	
5	1:32.122	35.803	30.421	25.898	233.8	21:41.482	5	1:39.279B	36.270	30.699	32.310	235.3	20:19.258	
6	1:33.139	35.835	30.469	26.835	232.3	23:14.621	6	3:58.851	2:56.611	34.950	27.290	100.8	24:18.109	
7	1:32.236	35.794	30.458	25.984	232.8	24:46.857	7	1:38.499	39.146	32.692	26.661	184.0	25:56.608	
8	1:32.604	35.959	30.601	26.044	232.8	26:19.461	8	1:33.110	36.193	30.801	26.116	231.3	27:29.718	
9	1:32.641	36.112	30.510	26.019	233.3	27:52.102	9	1:33.758	36.096	30.867	26.795	231.8	29:03.476	
10	1:39.435B	36.013	30.506	32.916	235.3	29:31.537	10	1:35.575	35.995	32.765	26.815	233.3	30:39.051	
19	Matus RYBA SVK							23	Jan PRZYROWSKI POL					
	Drivex Tatuus F4 T-421								Griffin Core by Campos Tatuus F4 T-421					
1	2:27.048	1:24.926	34.610	27.512	108.0	2:27.048	1	2:55.168	1:56.288	31.797	27.083	114.8	2:55.168	
2	1:52.702B	38.622	33.043	41.037	194.2	4:19.750	2	1:49.147B	37.505	32.062	39.580	215.1	4:44.315	
							3	12:43.369	...	31.844	26.435	117.6	17:27.684	
							4	1:33.161	36.459	30.599	26.103	219.1	19:00.845	
							5	1:32.240	35.921	30.358	25.961	231.3	20:33.085	
							6	1:31.896	35.761	30.293	25.842	232.3	22:04.981	
							7	1:32.008	35.753	30.363	25.892	232.3	23:36.989	
							8	1:32.035	35.733	30.391	25.911	233.3	25:09.024	
							9	1:35.005	38.625	30.373	26.007	233.8	26:44.029	



F4Spain ROUND 1 - JARAMA FREE PRACTICE 1

Sector Analysis

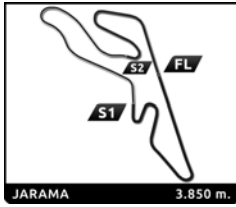
— Invalidated Lap

■ Personal Best

■ Session Best

■ Crossing the pit lane

Lap	Time	Sector 1	Sector 2	Sector 3	T.Sp	Elapsed	Lap	Time	Sector 1	Sector 2	Sector 3	T.Sp	Elapsed
10	1:32.316	35.913	30.451	25.952	231.8	28:16.345	2	12:44.435	...	33.871	27.364	113.0	17:09.150
11	1:34.483	35.791	31.978	26.714	233.8	29:50.828	3	1:35.368	37.669	31.078	26.621	188.5	18:44.518
12	1:32.261	35.925	30.299	26.037	232.8	31:23.089	4	1:33.930	36.796	30.754	26.380	231.8	20:18.448
13	1:42.466B	36.226	30.659	35.581	232.3	33:05.555	5	1:33.418	36.322	30.757	26.339	232.8	21:51.866
24 Ernesto RIVERA MEX Griffin Core by Campos Tatuus F4 T-421							6	1:37.830B	36.310	30.732	30.788	232.3	23:29.696
1	3:04.780B	1:57.017	31.943	35.820	114.4	3:04.780	7	5:29.737	4:24.614	36.251	28.872	101.6	28:59.433
2	13:55.643	...	36.016	26.938	71.4	17:00.423	8	1:35.045	37.988	30.687	26.370	216.4	30:34.478
3	1:37.014	37.618	31.888	27.508	194.6	18:37.437	9	1:33.264	36.220	30.868	26.176	228.3	32:07.742
4	1:32.329	35.884	30.279	26.166	232.3	20:09.766	10	1:33.059	36.251	30.609	26.199	229.3	33:40.801
5	1:33.243	36.661	30.580	26.002	236.3	21:43.009	11	1:32.797	36.045	30.544	26.208	228.3	35:13.598
6	1:31.985	35.749	30.280	25.956	233.3	23:14.994	12	1:32.671	35.913	30.638	26.120	229.8	36:46.269
7	1:33.471	36.809	30.675	25.987	236.3	24:48.465	13	1:32.704	35.987	30.564	26.153	230.3	38:18.973
8	1:32.102	35.807	30.356	25.939	232.3	26:20.567	14	1:32.722	35.941	30.642	26.139	229.3	39:51.695
9	1:33.217	35.918	30.994	26.305	234.3	27:53.784	15	1:43.420B	36.416	33.474	33.530	229.8	41:35.115
10	1:40.712B	35.944	30.660	34.108	234.3	29:34.496	32 Wiktor DOBRZANSKI POL Tecnicar Tatuus F4 T-421						
27 Lucas FLUXÁ ESP KCL MP Motorsport Tatuus F4 T-421							1	2:28.584	1:26.610	34.440	27.534	110.8	2:28.584
1	2:17.458	1:14.568	34.702	28.188	110.4	2:17.458	2	1:53.921B	38.244	33.244	42.433	213.4	4:22.505
2	1:47.350B	38.734	32.017	36.599	215.6	4:04.808	3	12:48.113	...	32.907	26.949	110.1	17:10.618
3	13:18.662	...	38.413	30.122	98.8	17:23.470	4	1:41.123	41.151	33.145	26.827	171.4	18:51.741
4	1:39.071	38.533	30.990	29.548	213.4	19:02.541	5	1:33.742	36.642	30.745	26.355	230.8	20:25.483
5	1:33.395	36.527	30.605	26.263	230.8	20:35.936	6	1:33.821	36.602	30.908	26.311	231.3	21:59.304
6	1:33.063	36.301	30.619	26.143	229.8	22:08.999	7	1:33.514	36.327	30.758	26.429	231.3	23:32.818
7	1:32.997	36.380	30.599	26.018	231.3	23:41.996	8	1:33.799	36.694	30.859	26.246	231.8	25:06.617
8	1:32.752	36.036	30.561	26.155	231.3	25:14.748	9	1:33.608	36.395	30.919	26.294	229.3	26:40.225
9	1:32.803	36.158	30.569	26.076	231.3	26:47.551	10	1:33.729	36.357	31.203	26.169	229.3	28:13.954
10	1:35.543	37.826	31.430	26.287	232.3	28:23.094	11	1:33.523	36.397	30.759	26.367	230.8	29:47.477
11	1:35.646	36.131	30.687	28.828	232.3	29:58.740	12	1:33.367	36.296	30.667	26.404	229.8	31:20.844
12	1:33.008	36.189	30.588	26.231	231.3	31:31.748	13	1:33.741	36.416	30.798	26.527	229.8	32:54.585
13	1:33.149	36.100	30.614	26.435	230.3	33:04.897	14	1:33.757	36.549	30.889	26.319	230.3	34:28.342
14	1:33.218	36.261	30.679	26.278	229.3	34:38.115	15	1:34.219	36.528	31.085	26.606	230.3	36:02.561
15	1:33.189	36.176	30.782	26.231	230.3	36:11.304	16	1:40.558B	36.661	30.995	32.902	228.3	37:43.119
16	1:40.021B	36.588	31.530	31.903	231.8	37:51.325	17	2:43.479B	1:39.888	31.069	32.522	106.8	40:26.598
28 Douwe DEDECKER BEL GRS Team Tatuus F4 T-421							33 Mikkel PEDERSEN DNK Drivex Tatuus F4 T-421						
1	3:12.808	2:12.796	32.912	27.100	117.9	3:12.808	1	2:27.457B	1:21.989	32.709	32.759	108.1	2:27.457
2	1:45.755B	39.587	31.296	34.872	210.9	4:58.563	2	2:19.040B	1:06.535	31.814	40.691	100.5	4:46.497
3	12:58.396	...	33.323	27.348	113.6	17:56.959	3	20:54.545	...	31.788	26.455	98.7	25:41.042
4	1:42.480	37.431	31.201	33.848	219.1	19:39.439	4	1:33.580	36.614	30.775	26.191	222.7	27:14.622
5	1:33.435	36.297	30.928	26.210	228.8	21:12.874	5	1:33.111	36.208	30.622	26.281	227.4	28:47.733
6	1:32.914	36.198	30.620	26.096	230.3	22:45.788	6	1:32.813	36.066	30.638	26.109	229.3	30:20.546
7	1:33.035	36.071	30.668	26.296	230.8	24:18.823	7	1:32.911	35.958	30.699	26.254	229.3	31:53.457
8	1:33.305	36.230	30.934	26.141	228.3	25:52.128	8	1:33.151	36.159	30.742	26.250	229.8	33:26.608
9	1:33.474	36.355	30.820	26.299	227.8	27:25.602	9	1:32.784	35.954	30.571	26.259	229.8	34:59.392
10	1:33.389	36.285	30.821	26.283	226.9	28:58.991	10	1:33.016	36.085	30.603	26.328	230.3	36:32.408
11	1:36.473	36.466	30.845	29.162	228.3	30:35.464	11	1:32.960	35.927	30.615	26.418	231.8	38:05.368
12	1:40.332	38.415	35.316	26.601	227.8	32:15.796	12	1:33.072	36.136	30.641	26.295	230.3	39:38.440
13	1:33.886	36.477	30.978	26.431	226.9	33:49.682	13	1:42.263B	37.252	32.665	32.346	231.3	41:20.703
14	1:39.409B	36.608	30.926	31.875	227.8	35:29.091	35 Adam HIDEG HUN CRAM Motorsport Tatuus F4 T-421						
29 Daniel NOGALES ESP DXR by Drivex Tatuus F4 T-421							1	2:49.752B	1:36.049	34.611	39.092	102.8	2:49.752
1	4:24.715B	3:04.063	36.492	44.160	103.9	4:24.715	2	2:50.136B	1:23.861	42.601	43.674	101.5	5:39.888
2	11:34.428	...	31.899	27.642	108.2	17:14.316	3	1:36.840	37.545	32.560	26.735	212.6	18:51.156
3	1:36.840	37.545	32.560	26.735	212.6	18:51.156	4	1:36.840	37.545	32.560	26.735	212.6	18:51.156



F4Spain ROUND 1 - JARAMA FREE PRACTICE 1

Sector Analysis

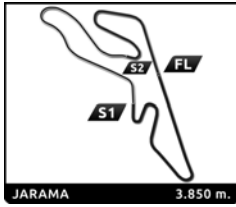
— Invalidated Lap

■ Personal Best

■ Session Best

■ Crossing the pit lane

Lap	Time	Sector 1	Sector 2	Sector 3	T.Sp	Elapsed	Lap	Time	Sector 1	Sector 2	Sector 3	T.Sp	Elapsed
5	1:33.794	36.487	30.810	26.497	230.8	20:24.950	8	1:32.379	35.905	30.483	25.991	229.3	25:35.627
6	1:33.346	36.182	30.751	26.413	232.8	21:58.296	9	1:32.315	35.879	30.426	26.010	227.8	27:07.942
7	1:40.633 B	36.385	30.848	33.400	231.3	23:38.929	10	1:32.583	35.870	30.592	26.121	228.3	28:40.525
8	4:10.118	3:05.902	33.956	30.260	105.1	27:49.047	11	1:38.396 B	35.943	30.542	31.911	230.3	30:18.921
9	1:40.118	38.730	34.384	27.004	164.6	29:29.165	50 Tim GERHARDS NLD Monlau Motorsport Tatuus F4 T-421						
10	1:34.056	36.927	30.879	26.250	229.3	31:03.221	1	18:26.594	...	39.371	29.421	109.2	18:26.594
11	1:32.968	36.168	30.619	26.181	227.8	32:36.189	2	1:49.680	40.642	38.070	30.968	202.2	20:16.274
12	1:33.127	36.121	30.620	26.386	228.8	34:09.316	3	1:34.062	36.893	30.646	26.523	230.3	21:50.336
13	1:33.130	36.188	30.715	26.227	229.8	35:42.446	4	1:33.023	36.258	30.559	26.206	231.3	23:23.359
14	1:33.062	36.061	30.848	26.153	230.3	37:15.508	5	1:33.558	36.230	30.977	26.351	231.3	24:56.917
15	1:33.046	36.039	30.750	26.257	230.3	38:48.554	6	1:33.286	36.327	30.656	26.303	230.8	26:30.203
16	1:39.924	37.981	34.867	27.076	230.3	40:28.478	7	1:33.119	36.279	30.579	26.261	230.3	28:03.322
37 Filippo FIORENTINO BRA CRAM Motorsport Tatuus F4 T-421						55 Preston LAMBERT USA Rodin Motorsport Tatuus F4 T-421							
1	2:36.155	1:33.718	34.692	27.745	114.5	2:36.155	1	2:29.144 B	1:19.149	35.032	34.963	109.6	2:29.144
2	1:53.703 B	39.239	33.277	41.187	173.4	4:29.858	2	14:34.934	...	33.217	27.464	111.8	17:04.078
3	12:46.700	...	32.815	26.713	109.9	17:16.558	3	1:35.167	36.650	31.431	27.086	231.3	18:39.245
4	1:38.100	37.345	34.424	26.331	213.9	18:54.658	4	1:33.514	36.459	30.684	26.371	232.3	20:12.759
5	1:34.343	36.475	30.987	26.881	230.3	20:29.001	5	1:33.324	36.128	30.698	26.498	232.8	21:46.083
6	1:39.704 B	36.585	30.922	32.197	233.8	22:08.705	6	1:33.149	36.212	30.767	26.170	232.8	23:19.232
7	4:24.265	3:24.955	32.550	26.760	101.9	26:32.970	7	1:33.131	36.135	30.715	26.281	231.8	24:52.363
8	1:34.134	37.157	30.631	26.346	224.1	28:07.104	8	1:38.897 B	36.161	30.723	32.013	230.8	26:31.260
9	1:33.208	36.346	30.658	26.204	228.8	29:40.312	9	3:39.223	2:39.939	32.478	26.806	112.0	30:10.483
10	1:32.697	36.000	30.469	26.228	231.3	31:13.009	10	1:34.585	36.580	30.613	27.392	231.8	31:45.068
11	1:32.917	36.185	30.587	26.145	231.3	32:45.926	11	1:32.937	36.227	30.609	26.101	230.8	33:18.005
12	1:32.920	36.169	30.541	26.210	230.8	34:18.846	12	1:33.372	36.080	31.116	26.176	231.8	34:51.377
13	1:33.442	36.450	30.624	26.368	230.3	35:52.288	13	1:36.291	36.084	31.011	29.196	231.8	36:27.668
14	1:33.315	36.451	30.573	26.291	230.8	37:25.603	14	1:32.852	35.961	30.692	26.199	232.8	38:00.520
15	1:33.442	36.238	30.825	26.379	230.3	38:59.045	15	1:32.846	36.070	30.702	26.074	230.8	39:33.366
16	1:41.266 B	36.407	30.678	34.181	229.3	40:40.311	16	1:32.656	35.968	30.599	26.089	232.3	41:06.022
46 Nathan TYE GBR Campos Racing Tatuus F4 T-421						66 Francisco MACEDO PRT DXR by Drivex Tatuus F4 T-421							
1	2:56.512	1:57.959	31.685	26.868	114.8	2:56.512	1	2:46.097 B	1:32.031	34.996	39.070	105.1	2:46.097
2	1:48.639 B	36.879	31.792	39.968	228.8	4:45.151	2	2:35.092 B	1:15.497	39.521	40.074	102.7	5:21.189
3	12:51.921	...	32.491	30.878	111.8	17:37.072	3	11:47.226	...	34.019	27.347	112.6	17:08.415
4	1:33.795	37.110	30.608	26.077	210.5	19:10.867	4	1:35.642	37.838	30.909	26.895	198.2	18:44.057
5	1:32.503	36.135	30.375	25.993	230.8	20:43.370	5	1:33.714	36.642	30.747	26.325	229.8	20:17.771
6	1:32.280	35.874	30.351	26.055	231.8	22:15.650	6	1:33.305	36.271	30.764	26.270	229.8	21:51.076
7	1:32.132	35.786	30.381	25.965	232.3	23:47.782	7	1:44.439 B	37.462	32.847	34.130	232.8	23:35.515
8	1:32.066	35.729	30.364	25.973	233.8	25:19.848	8	5:31.254	4:28.492	34.467	28.295	89.0	29:06.769
9	1:32.339	35.818	30.448	26.073	231.3	26:52.187	9	1:37.701	39.566	31.565	26.570	192.9	30:44.470
10	1:32.515	35.933	30.371	26.211	231.8	28:24.702	10	1:35.015	37.464	31.193	26.358	193.9	32:19.485
11	1:37.839 B	35.929	30.555	31.355	232.8	30:02.541	11	1:32.857	36.061	30.571	26.225	228.8	33:52.342
12	2:50.265 B	1:47.599	30.540	32.126	102.3	32:52.806	12	1:33.804	36.495	30.794	26.515	230.3	35:26.146
13	2:09.328 B	1:05.721	30.698	32.909	103.8	35:02.134	13	1:32.990	36.128	30.690	26.172	230.3	36:59.136
48 James EGOZI ITA Campos Racing Tatuus F4 T-421						14	1:36.650	38.296	32.021	26.333	230.3	38:35.786	
1	1:57.603	55.123	34.231	28.249	103.9	1:57.603	15	1:33.261	36.136	30.807	26.318	228.3	40:09.047
2	1:46.323 B	37.814	31.819	36.690	208.5	3:43.926							
3	14:06.469	...	33.038	27.172	75.9	17:50.395							
4	1:35.556	36.848	30.776	27.932	213.0	19:25.951							
5	1:32.808	36.311	30.571	25.926	229.3	20:58.759							
6	1:32.280	35.883	30.472	25.925	229.3	22:31.039							
7	1:32.209	35.751	30.466	25.992	230.8	24:03.248							

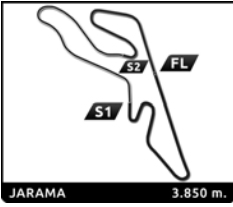


F4Spain ROUND 1 - JARAMA FREE PRACTICE 1

Sector Analysis

— Invalidated Lap ■ Personal Best ■ Session Best B Crossing the pit lane

Lap	Time	Sector 1	Sector 2	Sector 3	T.Sp	Elapsed	Lap	Time	Sector 1	Sector 2	Sector 3	T.Sp	Elapsed	
15	3:09.805B	2:05.931	30.882	32.992	107.4	37:40.456								
99	Thomas STRAUVEN						BEL							
	Rodin Motorsport						Tatuus F4 T-421							
1	2:21.613	1:18.664	34.973	27.976	105.2	2:21.613								
2	1:52.383B	40.731	32.206	39.446	198.9	4:13.996								
3	12:47.867	...	33.245	27.353	96.9	17:01.863								
4	1:36.795	36.873	32.053	27.869	205.7	18:38.658								
5	1:33.209	36.003	30.934	26.272	233.3	20:11.867								
6	1:32.491	36.035	30.518	25.938	234.3	21:44.358								
7	1:32.490	35.868	30.405	26.217	235.3	23:16.848								
8	1:37.767B	35.925	30.506	31.336	233.8	24:54.615								
9	3:31.449	2:27.876	35.455	28.118	95.3	28:26.064								
10	1:43.167	37.731	37.915	27.521	198.5	30:09.231								
11	1:33.989	36.109	30.487	27.393	232.8	31:43.220								
12	1:32.627	35.978	30.416	26.233	232.8	33:15.847								
13	1:32.313	35.807	30.335	26.171	232.8	34:48.160								
14	1:35.410	36.135	33.251	26.024	236.3	36:23.570								
15	1:32.339	35.823	30.373	26.143	232.8	37:55.909								
16	1:32.277	35.787	30.423	26.067	232.3	39:28.186								
17	1:40.086B	36.031	31.657	32.398	232.3	41:08.272								

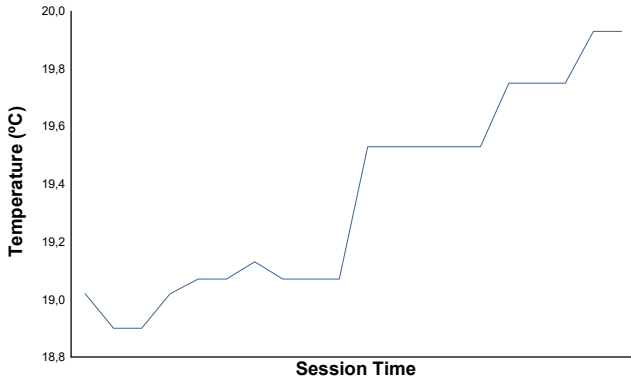


ROUND 1 - JARAMA

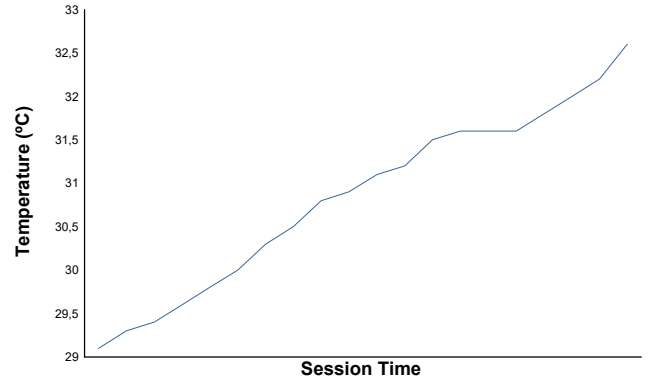
F4Spain
FREE PRACTICE 1

Weather Report

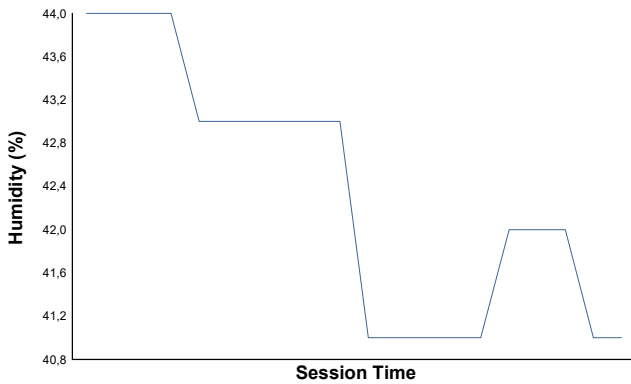
Air Temperature



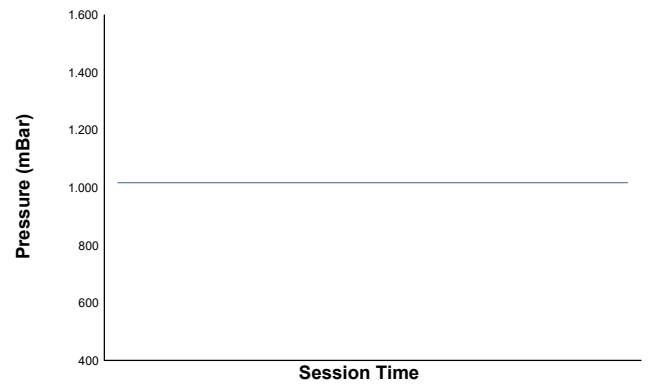
Track Temperature



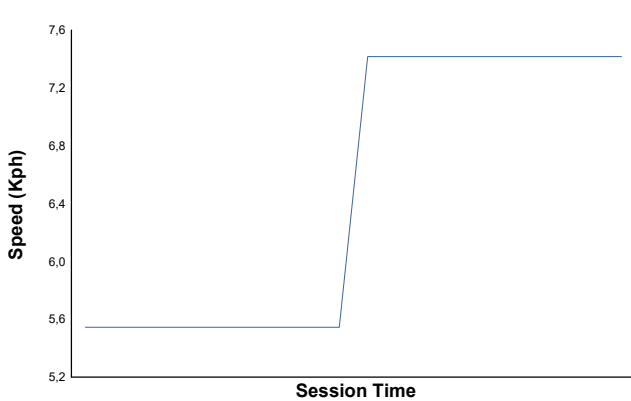
Humidity



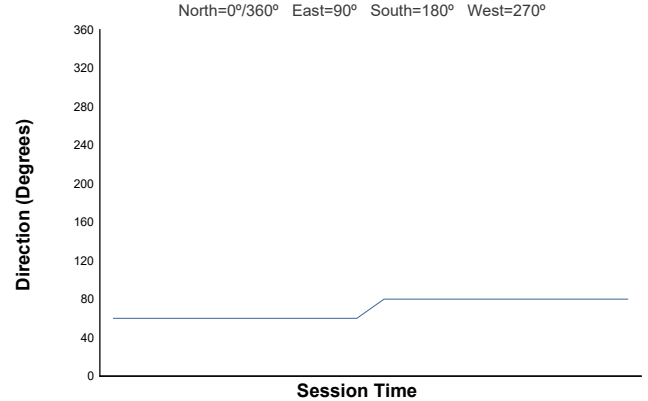
Pressure



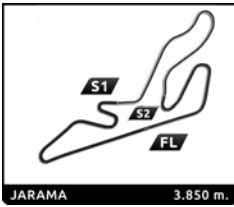
Wind Speed



Wind Direction



Track Status: **DRY**



F4Spain

ROUND 1 - JARAMA

FREE PRACTICE 2

Classification

No	Driver	Nat	Team	Car	Cl.	Time	Lap Total	Gap	Kph
1	99 Thomas STRAUVEN	BEL	Rodin Motorsport	Tatuus F4 T-421	R	1:31.938	14 17	-	150.8
2	23 Jan PRZYROWSKI	POL	Griffin Core by Campos	Tatuus F4 T-421	R	1:32.104	8 13	+0.166	150.5
3	71 Mattia COLNAGHI	ITA	KCL MP Motorsport	Tatuus F4 T-421	R	1:32.289	12 19	+0.351	150.2
4	24 Ernesto RIVERA	MEX	Griffin Core by Campos	Tatuus F4 T-421	R	1:32.309	9 12	+0.371	150.1
5	48 James EGOZI	ITA	Campos Racing	Tatuus F4 T-421		1:32.331	9 13	+0.393	150.1
6	93 Matteo QUINTARELLI	ARE	Saintéloc Racing	Tatuus F4 T-421		1:32.333	11 16	+0.395	150.1
7	46 Nathan TYE	GBR	Campos Racing	Tatuus F4 T-421	R	1:32.442	11 13	+0.504	149.9
8	9 René LAMMERS	NLD	MP Motorsport	Tatuus F4 T-421	R	1:32.477	15 22	+0.539	149.9
9	14 Keanu AL AZHARI	ARE	MP Motorsport	Tatuus F4 T-421		1:32.546	14 19	+0.608	149.8
10	18 Andrés CÁRDENAS	PER	Griffin Core by Campos	Tatuus F4 T-421		1:32.554	10 12	+0.616	149.8
11	22 Peter BOUZINELOS	AUS	Rodin Motorsport	Tatuus F4 T-421	R	1:32.582	13 20	+0.644	149.7
12	21 Yevan DAVID	LKA	Saintéloc Racing	Tatuus F4 T-421	R	1:32.614	14 16	+0.676	149.7
13	8 Enzo TARNVANICHKUL	THA	Campos Racing	Tatuus F4 T-421	R	1:32.658	5 9	+0.720	149.6
14	78 Gabriel GÓMEZ	ITA	TC Racing	Tatuus F4 T-421	R	1:32.698	14 17	+0.760	149.5
15	29 Daniel NOGALES	ESP	DXR by Drivex	Tatuus F4 T-421		1:32.709	16 21	+0.771	149.5
16	7 Maciej GLADYSZ	POL	KCL MP Motorsport	Tatuus F4 T-421	R	1:32.747	13 17	+0.809	149.4
17	55 Preston LAMBERT	USA	Rodin Motorsport	Tatuus F4 T-421	R	1:32.793	11 16	+0.855	149.4
18	35 Adam HIDEG	HUN	CRAM Motorsport	Tatuus F4 T-421	R	1:32.804	12 17	+0.866	149.3
19	27 Lucas FLUXÁ	ESP	KCL MP Motorsport	Tatuus F4 T-421	R	1:32.824	13 20	+0.886	149.3
20	50 Tim GERHARDS	NLD	Monlau Motorsport	Tatuus F4 T-421	R	1:32.825	15 19	+0.887	149.3
21	3 Griffin PEEBLES	ESP	MP Motorsport	Tatuus F4 T-421		1:32.864	16 21	+0.926	149.3
22	77 Lenny RIED	DEU	Monlau Motorsport	Tatuus F4 T-421	R	1:32.950	17 20	+1.012	149.1
23	69 Maximiliano RESTREPO	COL	Saintéloc Racing	Tatuus F4 T-421		1:32.963	12 19	+1.025	149.1
24	37 Filippo FIORENTINO	BRA	CRAM Motorsport	Tatuus F4 T-421	R	1:33.008	13 16	+1.070	149.0
25	88 Cristian CANTÚ	MEX	TC Racing	Tatuus F4 T-421		1:33.035	16 17	+1.097	149.0
26	12 Gustaw WISNIEWSKI	POL	Tecnicar	Tatuus F4 T-421	R	1:33.057	13 19	+1.119	148.9
27	11 Kirill KUTSOV	KGZ	GRS Team	Tatuus F4 T-421	R	1:33.158	9 16	+1.220	148.8
28	19 Matus RYBA	SVK	Drivex	Tatuus F4 T-421	R	1:33.240	6 19	+1.302	148.6
29	33 Mikkel PEDERSEN	DNK	Drivex	Tatuus F4 T-421		1:33.255	13 18	+1.317	148.6
30	66 Francisco MACEDO	PRT	DXR by Drivex	Tatuus F4 T-421	R	1:33.258	17 18	+1.320	148.6
31	4 Juan COTA	ESP	Drivex	Tatuus F4 T-421		1:33.301	4 15	+1.363	148.6
32	32 Wiktor DOBRZANSKI	POL	Tecnicar	Tatuus F4 T-421	R	1:33.342	14 20	+1.404	148.5
33	10 Lorenzo CASTILLO	MEX	Tecnicar	Tatuus F4 T-421	R	1:33.378	16 20	+1.440	148.4
34	28 Douwe DEDECKER	BEL	GRS Team	Tatuus F4 T-421		1:33.507	12 19	+1.569	148.2
35	74 Rehan HAKIM	DEU	Monlau Motorsport	Tatuus F4 T-421	R	1:33.710	16 18	+1.772	147.9

Fastest Lap: Lap 14 Thomas STRAUVEN 1:31.938 150.8 Kph

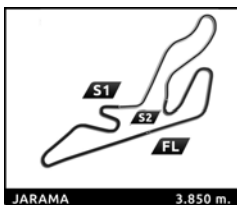
Published at:

Track Status: **DRY**

Race Director:
Luis González

Timekeeper:
Alberto Estébanez






F4Spain
ROUND 1 - JARAMA
FREE PRACTICE 2

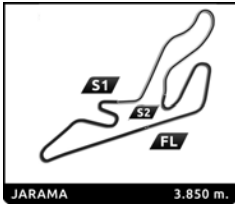
Classification by Class

No	Driver	Nat	Team	Car	Time	Lap Total	Gap	Kph
R								
1	99 Thomas STRAUVEN	BEL	Rodin Motorsport	Tatuus F4 T-421	1:31.938	14 17		150.8
2	23 Jan PRZYROWSKI	POL	Griffin Core by Campos	Tatuus F4 T-421	1:32.104	8 13	+0.166 +0.166	150.5
3	71 Mattia COLNAGHI	ITA	KCL MP Motorsport	Tatuus F4 T-421	1:32.289	12 19	+0.351 +0.185	150.2
4	24 Ernesto RIVERA	MEX	Griffin Core by Campos	Tatuus F4 T-421	1:32.309	9 12	+0.371 +0.020	150.1
5	46 Nathan TYE	GBR	Campos Racing	Tatuus F4 T-421	1:32.442	11 13	+0.504 +0.133	149.9
6	9 René LAMMERS	NLD	MP Motorsport	Tatuus F4 T-421	1:32.477	15 22	+0.539 +0.035	149.9
7	22 Peter BOUZINELOS	AUS	Rodin Motorsport	Tatuus F4 T-421	1:32.582	13 20	+0.644 +0.105	149.7
8	21 Yevan DAVID	LKA	Saintéloc Racing	Tatuus F4 T-421	1:32.614	14 16	+0.676 +0.032	149.7
9	8 Enzo TARNVANICHKUL	THA	Campos Racing	Tatuus F4 T-421	1:32.658	5 9	+0.720 +0.044	149.6
10	78 Gabriel GÓMEZ	ITA	TC Racing	Tatuus F4 T-421	1:32.698	14 17	+0.760 +0.040	149.5
11	7 Maciej GLADYSZ	POL	KCL MP Motorsport	Tatuus F4 T-421	1:32.747	13 17	+0.809 +0.049	149.4
12	55 Preston LAMBERT	USA	Rodin Motorsport	Tatuus F4 T-421	1:32.793	11 16	+0.855 +0.046	149.4
13	35 Adam HIDEG	HUN	CRAM Motorsport	Tatuus F4 T-421	1:32.804	12 17	+0.866 +0.011	149.3
14	27 Lucas FLUXÁ	ESP	KCL MP Motorsport	Tatuus F4 T-421	1:32.824	13 20	+0.886 +0.020	149.3
15	50 Tim GERHARDS	NLD	Monlau Motorsport	Tatuus F4 T-421	1:32.825	15 19	+0.887 +0.001	149.3
16	77 Lenny RIED	DEU	Monlau Motorsport	Tatuus F4 T-421	1:32.950	17 20	+1.012 +0.125	149.1
17	37 Filippo FIORENTINO	BRA	CRAM Motorsport	Tatuus F4 T-421	1:33.008	13 16	+1.070 +0.058	149.0
18	12 Gustaw WISNIEWSKI	POL	Tecnicar	Tatuus F4 T-421	1:33.057	13 19	+1.119 +0.049	148.9
19	11 Kirill KUTSOV	KGZ	GRS Team	Tatuus F4 T-421	1:33.158	9 16	+1.220 +0.101	148.8
20	19 Matus RYBA	SVK	Drivex	Tatuus F4 T-421	1:33.240	6 19	+1.302 +0.082	148.6
21	66 Francisco MACEDO	PRT	DXR by Drivex	Tatuus F4 T-421	1:33.258	17 18	+1.320 +0.018	148.6
22	32 Wiktor DOBRZANSKI	POL	Tecnicar	Tatuus F4 T-421	1:33.342	14 20	+1.404 +0.084	148.5
23	10 Lorenzo CASTILLO	MEX	Tecnicar	Tatuus F4 T-421	1:33.378	16 20	+1.440 +0.036	148.4
24	74 Rehan HAKIM	DEU	Monlau Motorsport	Tatuus F4 T-421	1:33.710	16 18	+1.772 +0.332	147.9

Published at:

Track Status: **DRY**

Race Director: Luis González	Timekeeper: Alberto Estébanez 
--	--



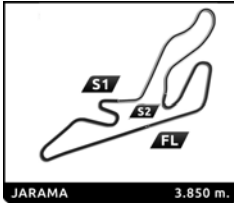
F4Spain

ROUND 1 - JARAMA

FREE PRACTICE 2

Best Top Speed

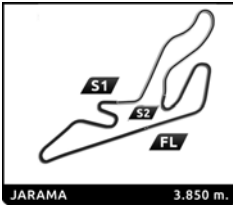
No Driver	Team	Class	Top 1		Top 2		Top 3		Top 4		Top 5		Avg
			Kph	Lap	Kph	Lap	Kph	Lap	Kph	Lap	Kph	Lap	
24 Ernesto RIVERA	Griffin Core by Campos	R	237.9	10	236.8	12	235.8	11	235.8	9	234.8	8	236,2
46 Nathan TYE	Campos Racing	R	236.3	11	235.8	12	235.3	13	234.3	10	234.3	8	235,2
99 Thomas STRAUVEN	Rodin Motorsport	R	235.8	6	235.3	17	234.8	5	234.3	16	234.3	10	234,9
8 Enzo TARNVANICHKUL	Campos Racing	R	235.3	7	234.8	9	234.3	8	233.3	6	232.8	4	234,1
22 Peter BOUZINELOS	Rodin Motorsport	R	235.3	3	234.3	20	234.3	19	234.3	8	233.8	5	234,4
78 Gabriel GÓMEZ	TC Racing	R	235.3	9	233.8	15	232.8	17	232.8	16	232.8	5	233,5
50 Tim GERHARDS	Monlau Motorsport	R	234.8	3	232.8	19	232.8	17	232.8	16	232.8	13	233,2
71 Mattia COLNAGHI	KCL MP Motorsport	R	234.8	16	233.8	18	232.8	17	232.8	15	232.8	14	233,4
23 Jan PRZYROWSKI	Griffin Core by Campos	R	234.3	12	232.8	13	232.3	10	231.8	11	231.8	9	232,6
27 Lucas FLUXÁ	KCL MP Motorsport	R	234.3	17	234.3	18	233.8	19	233.8	15	233.3	14	233,9
48 James EGOZI	Campos Racing	R	234.3	10	233.3	13	232.8	12	232.8	11	232.3	9	233,1
77 Lenny RIED	Monlau Motorsport	R	234.3	8	234.3	9	233.8	6	233.3	18	233.3	10	233,8
93 Matteo QUINTARELLI	Saintéloc Racing	R	234.3	12	233.8	6	232.8	16	232.8	7	232.3	15	233,2
18 Andrés CÁRDENAS	Griffin Core by Campos	R	233.8	12	233.8	11	232.8	9	232.3	10	231.3	7	232,8
37 Filippo FIORENTINO	CRAM Motorsport	R	233.8	14	232.8	12	232.3	16	232.3	13	231.3	15	232,5
55 Preston LAMBERT	Rodin Motorsport	R	233.8	12	233.3	11	233.3	10	233.3	9	232.8	14	233,3
88 Cristian CANTÚ	TC Racing	R	233.8	9	233.3	5	232.3	16	232.3	14	232.3	8	232,8
14 Keanu AL AZHARI	MP Motorsport	R	233.3	15	232.8	17	232.3	16	232.3	7	231.8	14	232,5
19 Matus RYBA	Drivex	R	233.3	14	233.3	5	232.8	15	231.8	16	231.3	3	232,5
33 Mikkel PEDERSEN	Drivex	R	233.3	16	232.8	14	232.8	9	232.3	18	232.3	17	232,7
35 Adam HIDEG	CRAM Motorsport	R	233.3	17	232.8	16	232.3	14	232.3	12	231.8	13	232,5
66 Francisco MACEDO	DXR by Drivex	R	233.3	18	232.8	16	231.8	17	231.8	15	231.3	14	232,2
3 Griffin PEEBLES	MP Motorsport	R	232.8	19	231.3	16	231.3	15	231.3	14	231.3	13	231,6
9 René LAMMERS	MP Motorsport	R	232.8	9	232.8	8	231.8	15	231.8	16	231.8	18	232,2
11 Kirill KUTSOV	GRS Team	R	232.8	10	232.3	12	232.3	11	231.8	8	231.8	3	232,2
29 Daniel NOGALES	DXR by Drivex	R	232.8	5	232.8	6	232.3	9	232.3	7	232.3	3	232,5
32 Wiktor DOBRZANSKI	Tecnicar	R	232.8	15	232.8	13	232.8	12	232.3	8	231.8	16	232,5
7 Maciej GLADYSZ	KCL MP Motorsport	R	232.3	13	232.3	14	231.8	16	231.3	7	230.8	15	231,7
28 Douwe DEDECKER	GRS Team	R	232.3	7	231.8	12	231.3	18	231.3	11	230.8	13	231,5
74 Rehan HAKIM	Monlau Motorsport	R	232.3	3	232.3	18	231.8	15	231.8	14	231.8	11	232,0
12 Gustaw WISNIEWSKI	Tecnicar	R	231.3	4	229.8	15	229.8	3	229.3	13	228.3	16	229,7
21 Yevan DAVID	Saintéloc Racing	R	231.3	16	230.8	15	230.8	14	230.8	11	230.3	13	230,8
69 Maximiliano RESTREPO	Saintéloc Racing	R	231.3	3	230.8	14	230.8	7	229.8	19	229.8	18	230,5
4 Juan COTA	Drivex	R	230.8	12	230.8	7	230.8	15	230.3	14	230.3	13	230,6
10 Lorenzo CASTILLO	Tecnicar	R	230.3	17	230.3	16	228.8	15	228.3	9	228.3	13	229,2



F4Spain ROUND 1 - JARAMA FREE PRACTICE 2

Best Sector Times

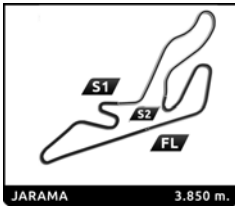
Sector 1			Sector 2			Sector 3			Ideal Lap	Best Lap
Pos	No Driver	Time	No Driver	Time	No Driver	Time	Pos	No Driver		
1	99 T.STRAUVEN	35.680	23 J.PRZYROWSKI	30.285	99 T.STRAUVEN	25.876	1	99 T.STRAUVEN	1:31.844	1:31.938 (1)
2	14 K.AL AZHARI	35.735	99 T.STRAUVEN	30.288	23 J.PRZYROWSKI	25.908	2	23 J.PRZYROWSKI	1:32.011	1:32.104 (2)
3	48 J.EGOZI	35.767	46 N.TYE	30.359	21 Y.DAVID	25.941	3	71 M.COLNAGHI	1:32.123	1:32.289 (3)
4	71 M.COLNAGHI	35.772	24 E.RIVERA	30.374	71 M.COLNAGHI	25.943	4	48 J.EGOZI	1:32.153	1:32.331 (5)
5	9 R.LAMMERS	35.778	71 M.COLNAGHI	30.408	48 J.EGOZI	25.961	5	24 E.RIVERA	1:32.234	1:32.309 (4)
6	23 J.PRZYROWSKI	35.818	48 J.EGOZI	30.425	8 E.TARNVANICHKUL	25.962	6	46 N.TYE	1:32.293	1:32.442 (7)
7	24 E.RIVERA	35.836	93 M.QUINTARELLI	30.461	93 M.QUINTARELLI	25.967	7	93 M.QUINTARELLI	1:32.293	1:32.333 (6)
8	18 A.CÁRDENAS	35.850	18 A.CÁRDENAS	30.493	24 E.RIVERA	26.024	8	18 A.CÁRDENAS	1:32.370	1:32.554 (10)
9	93 M.QUINTARELLI	35.865	27 L.FLUXÁ	30.520	18 A.CÁRDENAS	26.027	9	14 K.AL AZHARI	1:32.396	1:32.546 (9)
10	46 N.TYE	35.870	7 M.GLADYSZ	30.528	78 G.GÓMEZ	26.035	10	9 R.LAMMERS	1:32.408	1:32.477 (8)
11	21 Y.DAVID	35.926	8 E.TARNVANICHKUL	30.529	29 D.NOGALES	26.035	11	8 E.TARNVANICHKUL	1:32.446	1:32.658 (13)
12	22 P.BOUZINELOS	35.954	12 G.WISNIEWSKI	30.535	9 R.LAMMERS	26.036	12	21 Y.DAVID	1:32.458	1:32.614 (12)
13	8 E.TARNVANICHKUL	35.955	22 P.BOUZINELOS	30.565	22 P.BOUZINELOS	26.051	13	22 P.BOUZINELOS	1:32.570	1:32.582 (11)
14	35 A.HIDEG	35.970	14 K.AL AZHARI	30.566	46 N.TYE	26.064	14	78 G.GÓMEZ	1:32.634	1:32.698 (14)
15	55 P.LAMBERT	35.985	37 F.FIORENTINO	30.569	3 G.PEEBLES	26.068	15	69 M.RESTREPO	1:32.660	1:32.963 (23)
16	69 M.RESTREPO	35.994	78 G.GÓMEZ	30.582	69 M.RESTREPO	26.078	16	7 M.GLADYSZ	1:32.691	1:32.747 (16)
17	78 G.GÓMEZ	36.017	77 L.RIED	30.587	14 K.AL AZHARI	26.095	17	55 P.LAMBERT	1:32.709	1:32.793 (17)
18	7 M.GLADYSZ	36.019	69 M.RESTREPO	30.588	77 L.RIED	26.100	18	29 D.NOGALES	1:32.709	1:32.709 (15)
19	29 D.NOGALES	36.020	21 Y.DAVID	30.591	50 T.GERHARDS	26.104	19	35 A.HIDEG	1:32.714	1:32.804 (18)
20	27 L.FLUXÁ	36.036	9 R.LAMMERS	30.594	35 A.HIDEG	26.123	20	27 L.FLUXÁ	1:32.725	1:32.824 (19)
21	50 T.GERHARDS	36.056	88 C.CANTÚ	30.596	55 P.LAMBERT	26.125	21	77 L.RIED	1:32.756	1:32.950 (22)
22	3 G.PEEBLES	36.061	55 P.LAMBERT	30.599	7 M.GLADYSZ	26.144	22	3 G.PEEBLES	1:32.808	1:32.864 (21)
23	77 L.RIED	36.069	35 A.HIDEG	30.621	27 L.FLUXÁ	26.169	23	50 T.GERHARDS	1:32.825	1:32.825 (20)
24	19 M.RYBA	36.132	11 K.KUTSOV	30.635	37 F.FIORENTINO	26.175	24	12 G.WISNIEWSKI	1:32.846	1:33.057 (26)
25	12 G.WISNIEWSKI	36.133	29 D.NOGALES	30.654	12 G.WISNIEWSKI	26.178	25	37 F.FIORENTINO	1:32.943	1:33.008 (24)
26	11 K.KUTSOV	36.155	50 T.GERHARDS	30.665	32 W.DOBRZANSKI	26.182	26	88 C.CANTÚ	1:32.984	1:33.035 (25)
27	4 J.COTA	36.161	4 J.COTA	30.669	19 M.RYBA	26.189	27	11 K.KUTSOV	1:33.033	1:33.158 (27)
28	33 M.PEDERSEN	36.176	3 G.PEEBLES	30.679	88 C.CANTÚ	26.202	28	4 J.COTA	1:33.044	1:33.301 (31)
29	88 C.CANTÚ	36.186	66 F.MACEDO	30.681	4 J.COTA	26.214	29	19 M.RYBA	1:33.091	1:33.240 (28)
30	37 F.FIORENTINO	36.199	33 M.PEDERSEN	30.730	11 K.KUTSOV	26.243	30	66 F.MACEDO	1:33.178	1:33.258 (30)
31	10 L.CASTILLO	36.226	28 D.DEDECKER	30.768	66 F.MACEDO	26.244	31	33 M.PEDERSEN	1:33.220	1:33.255 (29)
32	66 F.MACEDO	36.253	19 M.RYBA	30.770	10 L.CASTILLO	26.285	32	32 W.DOBRZANSKI	1:33.222	1:33.342 (32)
33	28 D.DEDECKER	36.259	32 W.DOBRZANSKI	30.774	33 M.PEDERSEN	26.314	33	10 L.CASTILLO	1:33.372	1:33.378 (33)
34	32 W.DOBRZANSKI	36.266	10 L.CASTILLO	30.861	28 D.DEDECKER	26.360	34	28 D.DEDECKER	1:33.387	1:33.507 (34)
35	74 R.HAKIM	36.373	74 R.HAKIM	30.874	74 R.HAKIM	26.431	35	74 R.HAKIM	1:33.678	1:33.710 (35)



F4Spain
ROUND 1 - JARAMA
FREE PRACTICE 2





Fastest Lap Sequence

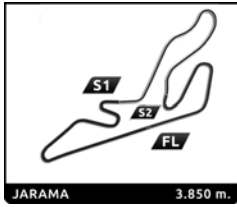
Elapsed	No	Driver	Team	Car	Class	Time	Kph	Lap
3:19.913	9	René LAMMERS	MP Motorsport	Tatuus F4 T-421	R	1:34.580	146.5	2
4:53.791	9	René LAMMERS	MP Motorsport	Tatuus F4 T-421	R	1:33.878	147.6	3
4:55.831	3	Griffin PEEBLES	MP Motorsport	Tatuus F4 T-421		1:33.565	148.1	3
5:09.839	21	Yevan DAVID	Saintéloc Racing	Tatuus F4 T-421	R	1:33.337	148.5	3
5:11.123	99	Thomas STRAUVEN	Rodin Motorsport	Tatuus F4 T-421	R	1:33.044	149.0	3
6:43.905	99	Thomas STRAUVEN	Rodin Motorsport	Tatuus F4 T-421	R	1:32.782	149.4	4
11:22.580	99	Thomas STRAUVEN	Rodin Motorsport	Tatuus F4 T-421	R	1:32.753	149.4	7
19:37.000	23	Jan PRZYROWSKI	Griffin Core by Campos	Tatuus F4 T-421	R	1:32.533	149.8	7
21:09.104	23	Jan PRZYROWSKI	Griffin Core by Campos	Tatuus F4 T-421	R	1:32.104	150.5	8
22:39.063	99	Thomas STRAUVEN	Rodin Motorsport	Tatuus F4 T-421	R	1:32.067	150.5	13
24:11.001	99	Thomas STRAUVEN	Rodin Motorsport	Tatuus F4 T-421	R	1:31.938	150.8	14



F4Spain
 ROUND 1 - JARAMA
 FREE PRACTICE 2

Flag Analysis

Flag	Time
 GREEN FLAG	13:10:00.000
 YELLOW FLAG AT SECTOR 3	13:23:06.747
 GREEN FLAG AT SECTOR 3	13:23:21.230
 CHEQUERED FLAG	13:50:00.000



F4Spain

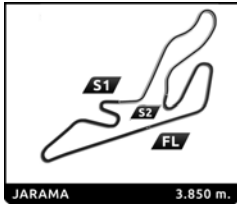
ROUND 1 - JARAMA

FREE PRACTICE 2

Sector Analysis

— Invalidated Lap ■ Personal Best ■ Session Best ■ Crossing the pit lane

Lap	Time	Sector 1	Sector 2	Sector 3	T.Sp	Elapsed	Lap	Time	Sector 1	Sector 2	Sector 3	T.Sp	Elapsed	
3	Griffin PEEBLES ESP							13	1:32.747	36.023	30.561	26.163	232.3	27:22.340
	MP Motorsport Tatuus F4 T-421							14	1:32.817	36.019	30.567	26.231	232.3	28:55.157
1	1:47.646	47.339	33.286	27.021	107.8	1:47.646	15	1:33.009	36.096	30.617	26.296	230.8	30:28.166	
2	1:34.620	37.079	31.135	26.406	225.9	3:22.266	16	1:42.218B	36.205	32.793	33.220	231.8	32:10.384	
3	1:33.565	36.384	30.926	26.255	229.3	4:55.831	17	4:35.922B	3:32.851	31.272	31.799	104.7	36:46.306	
4	1:33.396	36.305	30.883	26.208	230.3	6:29.227								
5	1:33.459	36.437	30.822	26.200	228.8	8:02.686								
6	1:33.422	36.282	30.885	26.255	229.3	9:36.108								
7	1:33.533	36.422	30.700	26.411	229.8	11:09.641								
8	1:33.790	36.409	30.886	26.495	228.8	12:43.431								
9	1:38.670B	36.445	30.914	31.311	229.3	14:22.101								
10	5:26.642	4:23.510	35.671	27.461	103.6	19:48.743								
11	1:39.554	37.622	35.158	26.774	228.8	21:28.297								
12	1:36.293	36.521	33.331	26.441	230.3	23:04.590								
13	1:38.416	36.113	34.295	28.008	231.3	24:43.006								
14	1:33.758	36.296	30.725	26.737	231.3	26:16.764								
15	1:33.014	36.072	30.699	26.243	231.3	27:49.778								
16	1:32.864	36.061	30.735	26.068	231.3	29:22.642								
17	1:32.918	36.115	30.679	26.124	230.8	30:55.560								
18	1:34.331	36.280	31.824	26.227	230.8	32:29.891								
19	1:33.329	36.286	30.775	26.268	232.8	34:03.220								
20	1:39.512B	37.087	30.890	31.535	210.5	35:42.732								
21	2:42.517B	1:40.021	30.917	31.579	107.1	38:25.249								
4	Juan COTA ESP													
	Drivex Tatuus F4 T-421													
1	2:30.782B	1:24.494	31.808	34.480	98.5	2:30.782								
2	2:11.448	1:13.617	31.346	26.485	100.7	4:42.230								
3	1:33.596	36.415	30.880	26.301	228.3	6:15.826								
4	1:33.301	36.178	30.898	26.225	228.3	7:49.127								
5	1:33.394	36.322	30.858	26.214	228.8	9:22.521								
6	1:33.374	36.390	30.669	26.315	229.3	10:55.895								
7	1:40.989B	36.387	30.840	33.762	230.8	12:36.884								
8	8:15.819	7:16.630	32.222	26.967	96.1	20:52.703								
9	1:35.787	37.174	30.783	27.830	228.3	22:28.490								
10	1:34.546	37.145	30.880	26.521	229.8	24:03.036								
11	1:33.368	36.225	30.690	26.453	230.3	25:36.404								
12	1:33.311	36.161	30.795	26.355	230.8	27:09.715								
13	1:33.586	36.312	30.811	26.463	230.3	28:43.301								
14	1:41.681	36.461	38.719	26.501	230.3	30:24.982								
15	1:43.677B	37.024	32.198	34.455	230.8	32:08.659								
7	Maciej GLADYSZ POL													
	KCL MP Motorsport Tatuus F4 T-421													
1	2:01.352B	53.428	34.446	33.478	85.3	2:01.352								
2	4:30.216	3:27.885	35.760	26.571	109.4	6:31.568								
3	1:33.564	36.328	30.935	26.301	228.3	8:05.132								
4	1:33.647	36.502	30.820	26.325	228.8	9:38.779								
5	1:33.288	36.236	30.737	26.315	229.8	11:12.067								
6	1:33.377	36.245	30.730	26.402	230.8	12:45.444								
7	1:33.990	36.537	31.013	26.440	231.3	14:19.434								
8	1:40.393B	36.429	31.615	32.349	230.3	15:59.827								
9	5:06.904	4:06.011	33.203	27.690	89.8	21:06.731								
10	1:36.847	39.388	31.022	26.437	190.1	22:43.578								
11	1:32.792	36.120	30.528	26.144	228.8	24:16.370								
12	1:33.223	36.330	30.625	26.268	230.8	25:49.593								
8	Enzo TARNVANICHKUL THA													
	Campos Racing Tatuus F4 T-421													
1	16:36.926	...	31.482	26.980	106.7	16:36.926								
2	1:35.169	37.152	31.261	26.756	231.8	18:12.095								
3	1:32.749	36.217	30.570	25.962	232.3	19:44.844								
4	1:32.879	36.257	30.575	26.047	232.8	21:17.723								
5	1:32.658	36.085	30.529	26.044	232.8	22:50.381								
6	1:32.798	35.955	30.621	26.222	233.3	24:23.179								
7	1:34.575	36.022	30.736	27.817	235.3	25:57.754								
8	1:32.802	36.058	30.590	26.154	234.3	27:30.556								
9	1:44.752B	36.188	31.251	37.313	234.8	29:15.308								
9	René LAMMERS NLD													
	MP Motorsport Tatuus F4 T-421													
1	1:45.333	46.096	32.293	26.944	107.5	1:45.333								
2	1:34.580	36.902	31.193	26.485	226.9	3:19.913								
3	1:33.878	36.464	30.809	26.605	228.8	4:53.791								
4	1:33.981	36.507	31.121	26.353	229.8	6:27.772								
5	1:33.671	36.347	30.890	26.434	229.8	8:01.443								
6	1:33.771	36.515	30.925	26.331	228.3	9:35.214								
7	1:35.213	36.356	30.906	27.951	228.8	11:10.427								
8	1:33.675	36.281	30.871	26.523	232.8	12:44.102								
9	1:39.295B	36.303	30.999	31.993	232.8	14:23.397								
10	5:13.415	4:07.336	36.751	29.328	103.3	19:36.812								
11	1:43.992	43.387	33.730	26.875	197.8	21:20.804								
12	1:34.385	36.779	30.953	26.653	228.8	22:55.189								
13	1:33.026	36.105	30.694	26.227	229.8	24:28.215								
14	1:32.539	35.890	30.613	26.036	231.3	26:00.754								
15	1:32.477	35.845	30.594	26.038	231.8	27:33.231								
16	1:32.601	35.886	30.645	26.070	231.8	29:05.832								
17	1:32.748	35.914	30.745	26.089	231.3	30:38.580								
18	1:32.599	35.778	30.661	26.160	231.8	32:11.179								
19	1:32.678	35.930	30.652	26.096	231.8	33:43.857								
20	1:32.873	36.013	30.734	26.126	230.3	35:16.730								
21	1:44.025B	38.858	32.359	32.808	230.3	37:00.755								
22	2:18.839B	1:10.593	32.827	35.419	104.4	39:19.594								
10	Lorenzo CASTILLO MEX													
	Tecnicar Tatuus F4 T-421													
1	2:43.258	1:42.214	33.840	27.204	119.3	2:43.258								
2	1:35.765	37.311	31.788	26.666	223.1	4:19.023								
3	1:34.393	36.691	31.222	26.480	224.5	5:53.416								
4	1:34.290	36.599	31.265	26.426	225.5	7:27.706								
5	1:34.064	36.555	31.099	26.410	226.9	9:01.770								
6	1:33.989	36.551	31.079	26.359	226.4	10:35.759								
7	1:34.041	36.491	31.084	26.466	226.9	12:09.800								
8	1:34.076	36.568	31.006	26.502	226.9	13:43.876								
9	1:43.547B	36.495	31.490	35.562	228.3	15:27.423								
10	8:09.655	7:05.800	35.618	28.237	108.8	23:37.078								
11	1:41.176	40.056	33.055	28.065	201.5	25:18.254								
12	1:34.703	36.883	31.365	26.455	227.4	26:52.957								



F4Spain ROUND 1 - JARAMA FREE PRACTICE 2

Sector Analysis

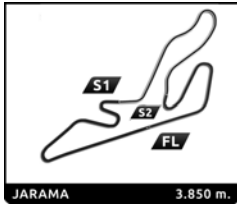
— Invalidated Lap

■ Personal Best

■ Session Best

■ Crossing the pit lane

Lap	Time	Sector 1	Sector 2	Sector 3	T.Sp	Elapsed	Lap	Time	Sector 1	Sector 2	Sector 3	T.Sp	Elapsed
13	1:33.675	36.364	30.971	26.340	228.3	28:26.632	6	1:32.889	35.977	30.651	26.261	230.3	11:42.800
14	1:34.298	36.416	31.597	26.285	228.3	30:00.930	7	1:33.142	35.911	30.807	26.424	232.3	13:15.942
15	1:33.538	36.346	30.884	26.308	228.8	31:34.468	8	1:32.805	35.892	30.731	26.182	231.8	14:48.747
16	1:33.378	36.226	30.861	26.291	230.3	33:07.846	9	1:37.925 B	36.015	30.783	31.127	231.8	16:26.672
17	1:33.534	36.290	30.880	26.364	230.3	34:41.380	10	5:05.454	3:57.804	39.402	28.248	102.6	21:32.126
18	1:33.604	36.355	30.883	26.366	227.4	36:14.984	11	1:38.518	38.712	32.840	26.966	225.0	23:10.644
19	1:42.530 B	36.532	31.307	34.691	227.8	37:57.514	12	1:35.140	36.288	31.363	27.489	230.3	24:45.784
20	3:18.035 B	2:11.876	32.322	33.837	103.1	41:15.549	13	1:32.748	35.848	30.805	26.095	230.3	26:18.532
11 Kirill KUTSOV KGZ							14 1:32.546 35.735 30.630 26.181 231.8 27:51.078						
GRS Team Tatuus F4 T-421							15 1:32.805 35.844 30.712 26.249 233.3 29:23.883						
1	2:19.045	1:19.036	33.073	26.936	100.9	2:19.045	16	1:32.645	35.840	30.566	26.239	232.3	30:56.528
2	1:34.645	36.954	31.106	26.585	226.9	3:53.690	17	1:32.564	35.803	30.606	26.155	232.8	32:29.092
3	1:33.876	36.535	30.935	26.406	231.8	5:27.566	18	1:49.492	41.921	37.177	30.394	230.3	34:18.584
4	2:01.442 B	36.539	30.990	53.913	229.8	7:29.008	19	1:38.687 B	36.238	30.613	31.836	230.3	35:57.271
5	13:58.250	...	33.897	27.788	99.9	21:27.258	18 Andrés CÁRDENAS PER						
6	1:34.127	36.914	30.832	26.381	225.9	23:01.385	Griffin Core by Campos Tatuus F4 T-421						
7	1:33.585	36.601	30.635	26.349	231.3	24:34.970	1	2:04.844 B	54.708	34.751	35.385	109.0	2:04.844
8	1:33.499	36.333	30.789	26.377	231.8	26:08.469	2	2:02.068 B	58.741	31.387	31.940	113.4	4:06.912
9	1:33.158	36.155	30.760	26.243	230.8	27:41.627	3	2:09.526 B	1:05.976	30.895	32.655	105.4	6:16.438
10	1:33.696	36.208	31.195	26.293	232.8	29:15.323	4	10:16.127	9:17.578	31.778	26.771	110.9	16:32.565
11	1:33.324	36.237	30.663	26.424	232.3	30:48.647	5	1:33.946	36.736	30.800	26.410	212.2	18:06.511
12	1:33.277	36.210	30.811	26.256	232.3	32:21.924	6	1:32.867	36.220	30.620	26.027	231.3	19:39.378
13	1:33.499	36.183	30.886	26.430	231.3	33:55.423	7	1:32.633	36.022	30.545	26.066	231.3	21:12.011
14	1:43.150	44.559	32.267	26.324	221.3	35:38.573	8	1:32.923	35.850	30.493	26.580	230.8	22:44.934
15	1:33.505	36.354	30.759	26.392	230.3	37:12.078	9	1:33.168	35.877	30.567	26.724	232.8	24:18.102
16	1:46.258 B	36.986	31.334	37.938	230.3	38:58.336	10	1:32.554	35.917	30.562	26.075	232.3	25:50.656
12 Gustaw WISNIEWSKI POL							11	1:32.725	36.023	30.542	26.160	233.8	27:23.381
Tecnicar Tatuus F4 T-421							12	1:39.714 B	36.076	30.630	33.008	233.8	29:03.095
1	2:12.260	1:11.968	32.659	27.633	108.5	2:12.260	19 Matus RYBA SVK						
2	1:35.656	37.183	31.693	26.780	225.9	3:47.916	Drivex Tatuus F4 T-421						
3	1:34.500	36.827	30.978	26.695	229.8	5:22.416	1	2:05.877	1:03.519	34.530	27.828	110.2	2:05.877
4	1:35.191	36.884	31.898	26.409	231.3	6:57.607	2	1:39.078	37.521	32.664	28.893	208.1	3:44.955
5	1:33.575	36.243	30.971	26.361	227.4	8:31.182	3	1:33.390	36.207	30.994	26.189	231.3	5:18.345
6	1:33.606	36.403	30.841	26.362	226.9	10:04.788	4	1:33.314	36.132	30.921	26.261	230.8	6:51.659
7	1:35.365	36.539	31.507	27.319	227.8	11:40.153	5	1:35.156	36.269	31.885	27.002	233.3	8:26.815
8	1:48.957	36.718	30.771	41.468	226.4	13:29.110	6	1:33.240	36.144	30.858	26.238	229.3	10:00.055
9	1:42.519 B	37.052	31.971	33.496	225.5	15:11.629	7	1:42.261 B	37.750	32.666	31.845	227.8	11:42.316
10	8:57.679	7:56.971	33.528	27.180	115.6	24:09.308	8	8:14.329	7:12.373	33.989	27.967	106.4	19:56.645
11	1:35.451	37.670	31.152	26.629	223.6	25:44.759	9	1:37.139	38.173	31.500	27.466	208.1	21:33.784
12	1:34.656	37.505	30.897	26.254	227.4	27:19.415	10	1:34.710	37.695	30.770	26.245	230.8	23:08.494
13	1:33.057	36.212	30.667	26.178	229.3	28:52.472	11	1:33.712	36.335	30.965	26.412	229.8	24:42.206
14	1:33.414	36.389	30.535	26.490	227.8	30:25.886	12	1:33.505	36.202	30.910	26.393	230.8	26:15.711
15	1:33.724	36.348	30.926	26.450	229.8	31:59.610	13	1:34.431	36.180	31.025	27.226	230.8	27:50.142
16	1:34.645	36.133	30.896	27.616	228.3	33:34.255	14	1:34.291	36.350	30.925	27.016	233.3	29:24.433
17	1:33.822	36.438	30.881	26.503	226.4	35:08.077	15	1:34.045	36.615	30.920	26.510	232.8	30:58.478
18	1:40.749 B	36.542	30.784	33.423	225.9	36:48.826	16	1:34.443	36.622	31.267	26.554	231.8	32:32.921
19	4:04.148 B	2:52.556	33.822	37.770	95.8	40:52.974	17	1:34.038	36.343	31.102	26.593	230.3	34:06.959
14 Keanu AL AZHARI ARE							18	1:34.013	36.513	31.062	26.438	230.3	35:40.972
MP Motorsport Tatuus F4 T-421							19	1:42.255 B	37.222	31.394	33.639	230.3	37:23.227
1	1:55.812 B	49.879	32.800	33.133	102.7	1:55.812	21 Yevan DAVID LKA						
2	3:01.391 B	1:57.877	31.034	32.480	113.0	4:57.203	Saintéloc Racing Tatuus F4 T-421						
3	2:06.113	1:08.726	30.827	26.560	106.9	7:03.316	1	1:59.578	56.510	35.073	27.995	101.7	1:59.578
4	1:33.484	36.463	30.826	26.195	231.3	8:36.800	2	1:36.924	37.788	31.550	27.586	224.5	3:36.502
5	1:33.111	36.154	30.710	26.247	228.3	10:09.911	3	1:33.337	36.395	30.749	26.193	227.8	5:09.839



F4Spain ROUND 1 - JARAMA FREE PRACTICE 2

Sector Analysis

— Invalidated Lap ■ Personal Best ■ Session Best B Crossing the pit lane

Lap	Time	Sector 1	Sector 2	Sector 3	T.Sp	Elapsed	Lap	Time	Sector 1	Sector 2	Sector 3	T.Sp	Elapsed
4	1:33.073	36.099	30.765	26.209	229.3	6:42.912	3	2:20.796 B	1:14.860	31.013	34.923	102.1	7:30.081
5	1:33.282	36.265	30.856	26.161	228.3	8:16.194	4	9:05.175	8:07.167	31.412	26.596	107.6	16:35.256
6	1:34.191	36.226	30.896	27.069	226.9	9:50.385	5	1:35.409	37.235	31.547	26.627	201.5	18:10.665
7	1:33.125	36.228	30.739	26.158	228.8	11:23.510	6	1:32.967	36.106	30.500	26.361	233.8	19:43.632
8	1:37.915 B	36.138	30.743	31.034	229.8	13:01.425	7	1:32.404	35.975	30.405	26.024	234.8	21:16.036
9	5:15.849	4:16.233	32.561	27.055	102.5	18:17.274	8	1:32.437	35.836	30.404	26.197	234.8	22:48.473
10	1:36.286	37.374	31.100	27.812	213.9	19:53.560	9	1:32.309	35.863	30.374	26.072	235.8	24:20.782
11	1:32.617	36.082	30.594	25.941	230.8	21:26.177	10	1:32.823	36.094	30.541	26.188	237.9	25:53.605
12	1:32.832	36.097	30.721	26.014	229.3	22:59.009	11	1:32.534	35.844	30.444	26.246	235.8	27:26.139
13	1:32.701	35.996	30.669	26.036	230.3	24:31.710	12	1:41.182 B	35.901	30.528	34.753	236.8	29:07.321
14	1:32.614	35.926	30.591	26.097	230.8	26:04.324							
15	1:32.821	35.989	30.742	26.090	230.8	27:37.145							
16	1:39.998 B	36.275	31.363	32.360	231.3	29:17.143							

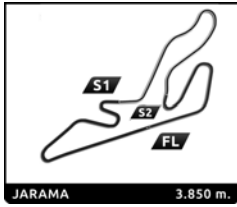
22 Peter BOUZINELOS		AUS				
Rodin Motorsport		Tatuus F4 T-421				
1	2:00.909	59.984	33.398	27.527	111.5	2:00.909
2	1:39.610	38.001	34.202	27.407	233.8	3:40.519
3	1:34.032	36.545	31.017	26.470	235.3	5:14.551
4	1:33.519	36.164	30.945	26.410	233.3	6:48.070
5	1:33.451	36.200	30.829	26.422	233.8	8:21.521
6	1:33.579	36.293	30.788	26.498	233.3	9:55.100
7	1:33.493	36.264	30.788	26.441	233.8	11:28.593
8	1:33.437	36.288	30.693	26.456	234.3	13:02.030
9	1:34.089	36.302	31.149	26.638	233.3	14:36.119
10	1:39.472 B	36.399	30.887	32.186	233.8	16:15.591
11	3:46.004	2:46.725	32.311	26.968	108.7	20:01.595
12	1:42.904	41.467	34.805	26.632	119.3	21:44.499
13	1:32.582	35.954	30.577	26.051	231.8	23:17.081
14	1:32.679	35.964	30.565	26.150	233.8	24:49.760
15	1:40.708	36.006	32.672	32.030	233.3	26:30.468
16	1:32.995	36.046	30.608	26.341	233.3	28:03.463
17	1:32.898	36.050	30.655	26.193	233.8	29:36.361
18	1:56.471	44.175	41.347	30.949	204.5	31:32.832
19	1:33.037	36.120	30.690	26.227	234.3	33:05.869
20	1:39.443 B	36.740	30.977	31.726	234.3	34:45.312

23 Jan PRZYROWSKI		POL				
Griffin Core by Campos		Tatuus F4 T-421				
1	2:32.527 B	1:25.536	32.423	34.568	114.0	2:32.527
2	2:19.141 B	1:12.797	31.603	34.741	106.6	4:51.668
3	2:14.400 B	1:08.068	32.263	34.069	107.7	7:06.068
4	2:09.855 B	1:06.052	30.915	32.888	104.9	9:15.923
5	7:15.074	6:17.034	31.567	26.473	112.1	16:30.997
6	1:33.470	36.778	30.605	26.087	213.4	18:04.467
7	1:32.533	36.054	30.422	26.057	230.3	19:37.000
8	1:32.104	35.911	30.285	25.908	231.8	21:09.104
9	1:32.286	35.918	30.412	25.956	231.8	22:41.390
10	1:32.128	35.818	30.331	25.979	232.3	24:13.518
11	1:32.529	35.929	30.502	26.098	231.8	25:46.047
12	1:32.480	35.929	30.523	26.028	234.3	27:18.527
13	1:40.210 B	36.056	30.770	33.384	232.8	28:58.737

24 Ernesto RIVERA		MEX				
Griffin Core by Campos		Tatuus F4 T-421				
1	2:34.893 B	1:26.651	32.399	35.843	111.3	2:34.893
2	2:34.392 B	1:27.097	31.817	35.478	105.3	5:09.285

27 Lucas FLUXÁ		ESP				
KCL MP Motorsport		Tatuus F4 T-421				
1	1:59.727 B	52.102	33.279	34.346	87.0	1:59.727
2	2:16.298 B	1:09.597	31.944	34.757	103.9	4:16.025
3	2:03.215	1:05.667	31.109	26.439	107.4	6:19.240
4	1:33.796	36.554	30.858	26.384	230.3	7:53.036
5	1:33.377	36.314	30.853	26.210	230.3	9:26.413
6	1:33.373	36.385	30.678	26.310	231.3	10:59.786
7	1:33.449	36.343	30.665	26.441	231.8	12:33.235
8	1:40.023 B	36.402	30.916	32.705	232.3	14:13.258
9	4:58.834	3:56.747	34.090	27.997	100.0	19:12.092
10	1:37.005	38.573	31.827	26.605	205.3	20:49.097
11	1:33.223	36.513	30.520	26.190	230.3	22:22.320
12	1:32.839	36.127	30.543	26.169	231.8	23:55.159
13	1:32.824	36.036	30.523	26.265	232.8	25:27.983
14	1:33.149	36.105	30.683	26.361	233.3	27:01.132
15	1:33.412	36.383	30.753	26.276	233.8	28:34.544
16	1:33.396	36.323	30.662	26.411	232.8	30:07.940
17	1:33.573	36.231	30.909	26.433	234.3	31:41.513
18	1:33.668	36.328	30.865	26.475	234.3	33:15.181
19	1:34.036	36.509	30.842	26.685	233.8	34:49.217
20	1:41.144 B	37.003	31.316	32.825	232.3	36:30.361

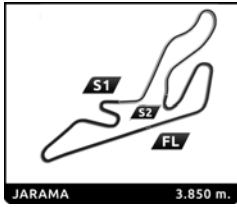
28 Douwe DEDECKER		BEL				
GRS Team		Tatuus F4 T-421				
1	2:50.972 B	1:43.333	35.107	32.532	116.0	2:50.972
2	2:06.829	1:06.800	32.578	27.451	111.3	4:57.801
3	1:34.603	36.821	31.151	26.631	226.9	6:32.404
4	1:33.858	36.475	31.021	26.362	229.3	8:06.262
5	1:33.788	36.479	30.938	26.371	228.8	9:40.050
6	1:33.709	36.466	30.822	26.421	226.9	11:13.759
7	1:34.175	36.366	30.897	26.912	232.3	12:47.934
8	1:38.943 B	36.504	31.018	31.421	228.8	14:26.877
9	6:27.466	5:27.825	32.431	27.210	115.9	20:54.343
10	1:51.181	37.344	45.101	28.736	223.1	22:45.524
11	1:36.029	36.420	30.906	28.703	231.3	24:21.553
12	1:33.507	36.379	30.768	26.360	231.8	25:55.060
13	1:33.544	36.298	30.881	26.365	230.8	27:28.604
14	1:33.756	36.259	31.016	26.481	228.8	29:02.360
15	1:33.648	36.348	30.932	26.368	229.8	30:36.008
16	1:33.787	36.313	30.991	26.483	229.8	32:09.795
17	1:35.679	38.282	31.002	26.395	229.3	33:45.474
18	1:39.665 B	36.485	31.719	31.461	231.3	35:25.139
19	2:12.075 B	1:07.183	31.383	33.509	106.6	37:37.214



F4Spain ROUND 1 - JARAMA FREE PRACTICE 2

Sector Analysis

— Invalidated Lap							■ Personal Best							■ Session Best							■ Crossing the pit lane																																																																																																																														
Lap	Time	Sector 1	Sector 2	Sector 3	T.Sp	Elapsed	Lap	Time	Sector 1	Sector 2	Sector 3	T.Sp	Elapsed	Lap	Time	Sector 1	Sector 2	Sector 3	T.Sp	Elapsed	Lap	Time	Sector 1	Sector 2	Sector 3	T.Sp	Elapsed																																																																																																																								
29	Daniel NOGALES ESP						DXR by Drivex Tatuus F4 T-421						8	1:33.787	36.280	30.873	26.634	232.3	13:26.233	9	1:39.469	B	36.394	30.966	32.109	232.8	15:05.702	10	7:01.645		6:02.180	32.409	27.056	103.4	22:07.347	11	1:35.768		37.096	30.985	27.687	224.5	23:43.115	12	1:34.118		36.365	31.055	26.698	231.3	25:17.233	13	1:33.255		36.176	30.730	26.349	232.3	26:50.488	14	1:33.510		36.287	30.761	26.462	232.8	28:23.998	15	1:48.567		36.312	45.170	27.085	232.3	30:12.565	16	1:34.498		36.489	31.018	26.991	233.3	31:47.063	17	1:33.690		36.468	30.794	26.428	232.3	33:20.753	18	1:42.956	B	36.615	32.259	34.082	232.3	35:03.709																																																
32	Wiktor DOBRZANSKI POL						Tecnicar Tatuus F4 T-421						1	2:51.228	1:50.914	32.794	27.520	111.3	2:51.228	2	1:34.832		36.831	31.458	26.543	225.0	4:26.060	3	1:33.999		36.364	31.138	26.497	228.8	6:00.059	4	1:33.879		36.372	31.126	26.381	227.4	7:33.938	5	1:33.709		36.354	31.021	26.334	227.8	9:07.647	6	1:33.814		36.687	30.784	26.343	229.3	10:41.461	7	1:34.184		36.608	31.085	26.491	229.3	12:15.645	8	1:43.566	B	36.728	31.837	35.001	230.8	13:59.211	9	7:25.241		6:23.516	34.363	27.362	109.8	21:24.452	10	1:35.678		37.119	30.988	27.571	226.4	23:00.130	11	1:33.065		36.270	30.621	26.174	230.8	24:33.195	12	1:32.804		35.970	30.711	26.123	232.3	26:05.999	13	1:32.991		35.989	30.844	26.158	231.8	27:38.990	14	1:33.162		36.101	30.815	26.246	232.3	29:12.152	15	1:45.122		38.550	37.102	29.470	208.1	30:57.274	16	1:33.533		36.316	30.887	26.330	232.8	32:30.807	17	1:40.327	B	36.246	31.038	33.043	233.3	34:11.134
37	Filippo FIORENTINO BRA						CRAM Motorsport Tatuus F4 T-421						1	2:53.783	1:53.131	33.125	27.527	113.2	2:53.783	2	1:35.067		37.104	31.181	26.782	225.9	4:28.850	3	1:34.262		36.678	31.121	26.463	228.3	6:03.112	4	1:33.916		36.565	30.905	26.446	229.3	7:37.028	5	1:33.999		36.731	30.924	26.344	229.3	9:11.027	6	1:34.030		36.842	30.809	26.379	228.3	10:45.057	7	1:34.029		36.592	31.033	26.404	229.8	12:19.086	8	1:34.649		36.986	31.002	26.661	230.3	13:53.735	9	1:41.989	B	36.743	31.038	34.208	229.3	15:35.724	10	7:13.335		6:13.019	32.371	27.945	108.2	22:49.059	11	1:33.326		36.510	30.641	26.175	227.8	24:22.385	12	1:33.718		36.269	30.654	26.795	232.8	25:56.103	13	1:33.008		36.199	30.569	26.240	232.3	27:29.111	14	1:37.849		36.426	31.853	29.570	233.8	29:06.960	15	1:33.078		36.237	30.639	26.202	231.3	30:40.038	16	1:41.803	B	36.370	30.821	34.612	232.3	32:21.841								
33	Mikkel PEDERSEN DNK						Drivex Tatuus F4 T-421						1	2:29.359	1:26.975	32.640	29.744	109.6	2:29.359	2	1:35.768		38.228	31.012	26.528	208.9	4:05.127	3	1:33.536		36.270	30.881	26.385	230.8	5:38.663	4	1:33.318		36.227	30.773	26.318	230.8	7:11.981	5	1:33.373		36.181	30.878	26.314	230.8	8:45.354	6	1:33.501		36.345	30.797	26.359	229.8	10:18.855	7	1:33.591		36.339	30.856	26.396	230.8	11:52.446																																																																																
46	Nathan TYE GBR						Campos Racing Tatuus F4 T-421						1	2:33.558	B	1:26.032	32.392	35.134	109.5	2:33.558	2	2:29.766	B	1:26.164	31.009	32.593	102.3	5:03.324	3	2:09.657		1:12.210	31.084	26.363	106.2	7:12.981	4	1:38.917	B	36.277	30.769	31.871	231.8	8:51.898																																																																																																							



F4Spain ROUND 1 - JARAMA FREE PRACTICE 2

Sector Analysis

— Invalidated Lap

■ Personal Best

■ Session Best

■ Crossing the pit lane

Lap	Time	Sector 1	Sector 2	Sector 3	T.Sp	Elapsed	Lap	Time	Sector 1	Sector 2	Sector 3	T.Sp	Elapsed
5	7:43.002	6:44.279	31.738	26.985	96.7	16:34.900	8	1:33.331	36.511	30.620	26.200	231.8	24:47.256
6	1:34.950	36.790	31.064	27.096	223.1	18:09.850	9	1:32.828	36.000	30.683	26.145	233.3	26:20.084
7	1:32.845	36.214	30.512	26.119	232.3	19:42.695	10	1:32.910	36.088	30.599	26.223	233.3	27:52.994
8	1:32.489	36.002	30.423	26.064	234.3	21:15.184	11	1:32.793	35.985	30.683	26.125	233.3	29:25.787
9	1:32.558	35.884	30.365	26.309	233.8	22:47.742	12	1:45.423	36.010	36.050	33.363	233.8	31:11.210
10	1:32.629	35.971	30.359	26.299	234.3	24:20.371	13	1:32.909	36.017	30.716	26.176	231.8	32:44.119
11	1:32.442	35.870	30.478	26.094	236.3	25:52.813	14	1:33.229	36.134	30.731	26.364	232.8	34:17.348
12	1:32.651	36.069	30.444	26.138	235.8	27:25.464	15	1:33.028	36.119	30.720	26.189	231.8	35:50.376
13	1:40.396B	35.953	30.620	33.823	235.3	29:05.860	16	1:41.947B	36.300	31.907	33.740	231.3	37:32.323

48 James EGOZI		ITA				
Campos Racing		Tatuus F4 T-421				
1	1:57.523	54.097	35.046	28.380	103.0	1:57.523
2	1:46.622B	38.580	31.868	36.174	189.5	3:44.145
3	2:22.542B	1:13.169	32.465	36.908	105.2	6:06.687
4	2:19.225B	1:11.965	33.249	34.011	107.5	8:25.912
5	8:08.239	7:09.329	32.068	26.842	105.7	16:34.151
6	1:34.413	37.093	30.930	26.390	217.3	18:08.564
7	1:32.933	36.292	30.614	26.027	230.8	19:41.497
8	1:32.467	36.077	30.425	25.965	230.8	21:13.964
9	1:32.331	35.923	30.447	25.961	232.3	22:46.295
10	1:33.363	36.012	30.869	26.482	234.3	24:19.658
11	1:32.417	35.767	30.530	26.120	232.8	25:52.075
12	1:32.411	35.821	30.478	26.112	232.8	27:24.486
13	1:40.427B	35.833	30.508	34.086	233.3	29:04.913

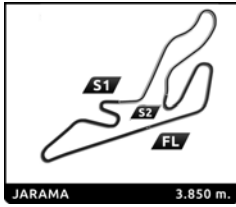
50 Tim GERHARDS		NLD				
Monlau Motorsport		Tatuus F4 T-421				
1	2:02.851	1:01.685	33.636	27.530	110.1	2:02.851
2	1:35.796	37.608	31.163	27.025	192.5	3:38.647
3	1:33.527	36.346	30.875	26.306	234.8	5:12.174
4	1:33.607	36.425	30.765	26.417	232.8	6:45.781
5	1:33.388	36.254	30.827	26.307	232.3	8:19.169
6	1:33.407	36.247	30.750	26.410	231.3	9:52.576
7	1:33.755	36.626	30.764	26.365	231.8	11:26.331
8	1:39.450B	36.472	30.777	32.201	232.8	13:05.781
9	2:39.901	1:42.565	30.958	26.378	111.2	15:45.682
10	1:33.729	36.444	30.867	26.418	231.8	17:19.411
11	1:39.606B	36.592	30.693	32.321	231.8	18:59.017
12	5:52.831	4:54.642	31.637	26.552	97.6	24:51.848
13	1:33.978	36.610	30.843	26.525	232.8	26:25.826
14	1:33.364	36.221	30.835	26.308	231.8	27:59.190
15	1:32.825	36.056	30.665	26.104	232.3	29:32.015
16	1:35.809	36.202	32.999	26.608	232.8	31:07.824
17	1:33.127	36.140	30.746	26.241	232.8	32:40.951
18	1:40.234	40.356	33.592	26.286	219.1	34:21.185
19	1:40.176B	36.494	30.973	32.709	232.8	36:01.361

55 Preston LAMBERT		USA				
Rodin Motorsport		Tatuus F4 T-421				
1	11:39.131	...	33.250	27.233	108.7	11:39.131
2	1:34.240	36.656	31.064	26.520	227.8	13:13.371
3	1:33.719	36.232	31.018	26.469	229.8	14:47.090
4	1:33.106	36.102	30.844	26.160	229.8	16:20.196
5	1:33.056	36.028	30.837	26.191	231.3	17:53.252
6	1:40.044B	37.386	30.894	31.764	231.8	19:33.296
7	3:40.629	2:40.067	33.432	27.130	109.5	23:13.925

66 Francisco MACEDO		PRT				
DXR by Drivex		Tatuus F4 T-421				
1	2:19.919B	1:10.345	33.201	36.373	110.4	2:19.919
2	2:12.211	1:13.802	31.421	26.988	104.0	4:32.130
3	1:34.140	36.893	30.855	26.392	220.4	6:06.270
4	1:34.053	36.484	31.108	26.461	229.8	7:40.323
5	1:33.882	36.439	30.998	26.445	228.8	9:14.205
6	1:33.571	36.531	30.796	26.244	229.3	10:47.776
7	1:37.975	36.461	34.893	26.621	230.3	12:25.751
8	1:33.588	36.357	30.793	26.438	230.3	13:59.339
9	1:33.924	36.326	31.007	26.591	231.3	15:33.263
10	1:39.474B	36.381	31.087	32.006	230.3	17:12.737
11	6:35.366	5:32.791	33.832	28.743	110.3	23:48.103
12	1:38.480	40.418	31.578	26.484	208.1	25:26.583
13	1:36.197	36.416	33.433	26.348	229.8	27:02.780
14	1:33.503	36.375	30.853	26.275	231.3	28:36.283
15	1:33.460	36.281	30.841	26.338	231.8	30:09.743
16	1:33.427	36.290	30.839	26.298	232.8	31:43.170
17	1:33.258	36.253	30.681	26.324	231.8	33:16.428
18	1:44.571B	36.265	32.515	35.791	233.3	35:00.999

69 Maximiliano RESTREPO		COL				
Saintéloc Racing		Tatuus F4 T-421				
1	2:00.025	57.200	35.040	27.785	110.2	2:00.025
2	1:39.234	38.487	31.709	29.038	226.4	3:39.259
3	1:36.995	36.457	31.650	28.888	231.3	5:16.254
4	1:33.778	36.615	30.855	26.308	228.3	6:50.032
5	1:33.876	36.321	30.714	26.841	228.3	8:23.908
6	1:33.424	36.348	30.855	26.221	229.8	9:57.332
7	1:33.431	36.255	30.844	26.332	230.8	11:30.763
8	1:38.621B	36.181	30.813	31.627	229.8	13:09.384
9	5:52.745	4:51.867	33.668	27.210	108.2	19:02.129
10	1:38.632	38.393	33.476	26.763	191.8	20:40.761
11	1:33.013	36.237	30.641	26.135	224.5	22:13.774
12	1:32.963	36.162	30.723	26.078	225.9	23:46.737
13	1:33.055	36.148	30.674	26.233	226.9	25:19.792
14	1:39.407	35.994	33.116	30.297	230.8	26:59.199
15	1:33.165	36.117	30.751	26.297	229.3	28:32.364
16	1:33.219	36.270	30.588	26.361	228.8	30:05.583
17	1:33.744	36.341	31.155	26.248	229.3	31:39.327
18	1:33.078	36.268	30.658	26.152	229.8	33:12.405
19	1:39.510B	36.442	30.730	32.338	229.8	34:51.915

71 Mattia COLNAGHI		ITA				
KCL MP Motorsport		Tatuus F4 T-421				
1	1:52.999	52.500	33.342	27.157	104.2	1:52.999
2	1:35.184	37.869	30.966	26.349	190.8	3:28.183



F4Spain ROUND 1 - JARAMA FREE PRACTICE 2

Sector Analysis

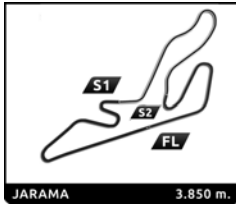
— Invalidated Lap

■ Personal Best

■ Session Best

■ Crossing the pit lane

Lap	Time	Sector 1	Sector 2	Sector 3	T.Sp	Elapsed	Lap	Time	Sector 1	Sector 2	Sector 3	T.Sp	Elapsed
3	1:33.724	36.293	31.206	26.225	230.3	5:01.907	17	1:32.950	36.069	30.653	26.228	231.3	34:24.273
4	1:33.279	36.280	30.779	26.220	231.8	6:35.186	18	1:33.068	36.221	30.587	26.260	233.3	35:57.341
5	1:33.659	36.428	30.936	26.295	231.3	8:08.845	19	1:33.168	36.298	30.645	26.225	232.3	37:30.509
6	1:34.471	36.698	31.176	26.597	230.8	9:43.316	20	1:40.203B	36.322	30.715	33.166	231.3	39:10.712
7	1:33.768	36.458	30.868	26.442	230.8	11:17.084	78 Gabriel GÓMEZ ITA						
8	1:39.840B	36.727	31.204	31.909	230.8	12:56.924	TC Racing Tatuus F4 T-421						
9	6:09.687	5:05.560	36.251	27.876	89.3	19:06.611	1	2:16.315	1:14.712	34.169	27.434	104.3	2:16.315
10	1:38.004	39.158	31.707	27.139	182.1	20:44.615	2	1:36.304	38.719	31.165	26.420	210.5	3:52.619
11	1:32.578	36.134	30.408	26.036	230.3	22:17.193	3	1:33.524	36.284	30.938	26.302	230.3	5:26.143
12	1:32.289	35.814	30.532	25.943	231.8	23:49.482	4	1:33.612	36.420	30.934	26.258	229.8	6:59.755
13	1:32.625	35.982	30.604	26.039	232.8	25:22.107	5	1:33.634	36.330	31.064	26.240	232.8	8:33.389
14	1:32.397	35.772	30.607	26.018	232.8	26:54.504	6	1:38.214	39.327	32.518	26.369	194.9	10:11.603
15	1:32.718	35.977	30.649	26.092	232.8	28:27.222	7	1:33.686	36.510	30.845	26.331	230.8	11:45.289
16	1:36.834	36.238	33.892	26.704	234.8	30:04.056	8	1:33.580	36.384	30.824	26.372	231.3	13:18.869
17	1:32.947	36.186	30.565	26.196	232.8	31:37.003	9	1:39.294B	36.347	31.219	31.728	235.3	14:58.163
18	1:38.780B	36.262	31.024	31.494	233.8	33:15.783	10	9:10.024	8:09.804	32.911	27.309	106.7	24:08.187
19	3:07.723B	2:03.229	32.545	31.949	106.2	36:23.506	11	1:35.219	38.036	30.951	26.232	197.1	25:43.406
74 Rehan HAKIM DEU							88 Cristian CANTÚ MEX						
Monlau Motorsport Tatuus F4 T-421							TC Racing Tatuus F4 T-421						
1	2:14.697	1:13.868	33.151	27.678	102.0	2:14.697	1	2:20.586	1:16.999	36.103	27.484	102.9	2:20.586
2	1:35.117	37.169	31.222	26.726	229.8	3:49.814	2	1:35.522	37.423	31.311	26.788	228.8	3:56.108
3	1:34.197	36.634	31.011	26.552	232.3	5:24.011	3	1:34.364	36.816	31.057	26.491	230.8	5:30.472
4	1:38.699	36.773	31.502	30.424	231.8	7:02.710	4	1:34.182	36.705	30.978	26.499	229.8	7:04.654
5	1:36.676	36.711	31.880	28.085	229.8	8:39.386	5	1:33.923	36.520	30.927	26.476	233.3	8:38.577
6	1:34.404	36.688	31.241	26.475	230.8	10:13.790	6	1:34.533	36.888	31.055	26.590	231.3	10:13.110
7	1:34.246	36.610	31.186	26.450	231.8	11:48.036	7	1:34.214	36.829	30.948	26.437	230.8	11:47.324
8	1:39.108B	36.728	31.123	31.257	231.8	13:27.144	8	1:34.152	36.682	31.003	26.467	232.3	13:21.476
9	8:34.791	7:31.498	35.231	28.062	80.7	22:01.935	9	1:40.087B	36.615	31.475	31.997	233.8	15:01.563
10	1:36.601	37.660	32.166	26.775	226.9	23:38.536	10	10:30.326	9:28.051	35.184	27.091	71.3	25:31.889
11	1:35.142	37.037	31.480	26.625	231.8	25:13.678	11	1:41.041	37.536	36.783	26.722	228.3	27:12.930
12	1:34.135	36.545	31.059	26.531	230.8	26:47.813	12	1:33.634	36.460	30.802	26.372	230.3	28:46.564
13	1:33.983	36.410	30.874	26.699	231.3	28:21.796	13	1:33.204	36.288	30.714	26.202	229.8	30:19.768
14	1:33.836	36.418	30.887	26.531	231.8	29:55.632	14	1:33.374	36.339	30.698	26.337	232.3	31:53.142
15	1:34.127	36.438	30.950	26.739	231.8	31:29.759	15	1:33.068	36.225	30.596	26.247	230.3	33:26.210
16	1:33.710	36.373	30.898	26.439	231.3	33:03.469	16	1:33.035	36.186	30.611	26.238	232.3	34:59.245
17	1:33.781	36.448	30.902	26.431	231.3	34:37.250	17	1:39.218B	36.255	30.735	32.228	230.3	36:38.463
18	1:39.205B	36.464	31.090	31.651	232.3	36:16.455	93 Matteo QUINTARELLI ARE						
77 Lenny RIED DEU							Saintéloc Racing Tatuus F4 T-421						
Monlau Motorsport Tatuus F4 T-421							1	1:59.098	55.709	34.446	28.943	107.4	1:59.098
1	2:04.138	1:02.878	33.534	27.726	108.5	2:04.138	2	1:36.097	37.458	31.726	26.913	224.1	3:35.195
2	1:39.686	37.426	33.230	29.030	223.1	3:43.824	3	1:33.663	36.414	31.008	26.241	230.8	5:08.858
3	1:33.754	36.643	30.780	26.331	231.3	5:17.578	4	1:44.996	36.272	35.698	33.026	227.8	6:53.854
4	1:33.569	36.359	30.823	26.387	232.3	6:51.147	5	1:33.503	36.185	30.803	26.515	231.3	8:27.357
5	1:33.343	36.305	30.768	26.270	232.3	8:24.490	6	1:36.368	36.277	30.801	29.290	233.8	10:03.725
6	1:35.789	36.477	31.442	27.870	233.8	10:00.279	7	1:42.663B	36.311	32.434	33.918	232.8	11:46.388
7	1:41.445	37.244	33.843	30.358	220.9	11:41.724	8	6:29.360	5:30.390	31.829	27.141	98.7	18:15.748
8	1:36.112	38.297	31.476	26.339	234.3	13:17.836	9	1:36.846	36.767	30.709	29.370	225.9	19:52.594
9	1:33.539	36.414	30.803	26.322	234.3	14:51.375	10	1:37.964	36.009	33.998	27.957	230.3	21:30.558
10	1:39.396B	36.442	30.861	32.093	233.3	16:30.771							
11	8:32.461	7:32.831	32.732	26.898	87.4	25:03.232							
12	1:34.550	37.320	30.877	26.353	229.8	26:37.782							
13	1:33.463	36.480	30.745	26.238	230.8	28:11.245							
14	1:33.044	36.231	30.667	26.146	231.8	29:44.289							
15	1:34.011	36.146	31.357	26.508	232.3	31:18.300							
16	1:33.023	36.260	30.663	26.100	231.8	32:51.323							



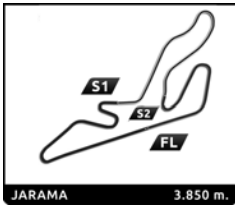
F4Spain ROUND 1 - JARAMA FREE PRACTICE 2

Sector Analysis

— Invalidated Lap ■ Personal Best ■ Session Best B Crossing the pit lane

Lap	Time	Sector 1	Sector 2	Sector 3	T.Spd	Elapsed	Lap	Time	Sector 1	Sector 2	Sector 3	T.Spd	Elapsed
11	1:32.333	35.905	30.461	25.967	231.8	23:02.891							
12	1:37.071	35.865	33.919	27.287	234.3	24:39.962							
13	1:32.725	35.968	30.714	26.043	230.3	26:12.687							
14	1:32.704	35.936	30.641	26.127	231.3	27:45.391							
15	1:32.869	35.982	30.734	26.153	232.3	29:18.260							
16	1:41.191 B	36.548	31.695	32.948	232.8	30:59.451							

99	Thomas STRAUVEN	BEL
	Rodin Motorsport	Tatuus F4 T-421
1	2:00.341	58.802 34.130 27.409 106.9 2:00.341
2	1:37.738	37.893 31.260 28.585 220.0 3:38.079
3	1:33.044	36.163 30.627 26.254 233.3 5:11.123
4	1:32.782	36.015 30.582 26.185 234.3 6:43.905
5	1:32.884	35.986 30.554 26.344 234.8 8:16.789
6	1:33.038	36.147 30.643 26.248 235.8 9:49.827
7	1:32.753	36.048 30.505 26.200 232.3 11:22.580
8	1:32.864	36.064 30.560 26.240 233.8 12:55.444
9	1:33.196	36.191 30.697 26.308 234.3 14:28.640
10	1:39.151 B	36.109 30.732 32.310 234.3 16:07.791
11	3:23.978	2:23.370 33.352 27.256 91.9 19:31.769
12	1:35.227	38.721 30.501 26.005 155.8 21:06.996
13	1:32.067	35.858 30.288 25.921 233.3 22:39.063
14	1:31.938	35.680 30.382 25.876 233.3 24:11.001
15	1:37.202	40.709 30.522 25.971 232.8 25:48.203
16	1:32.763	36.145 30.504 26.114 234.3 27:20.966
17	1:39.168 B	35.923 30.459 32.786 235.3 29:00.134

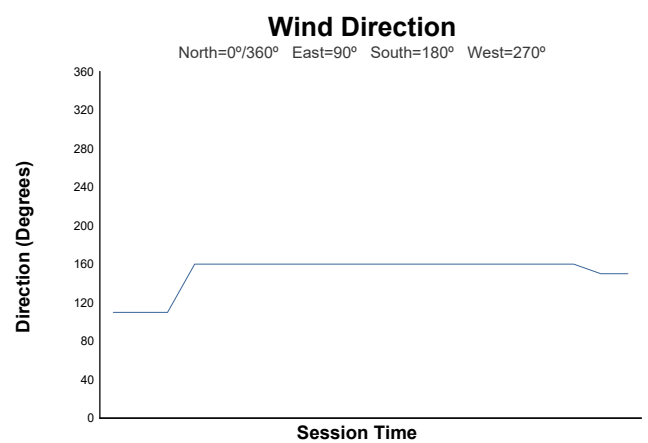
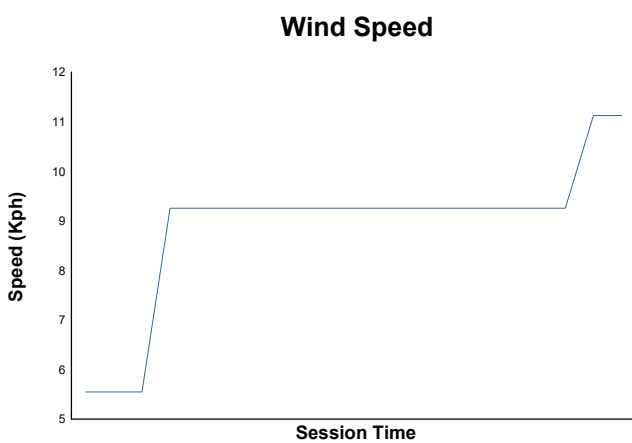
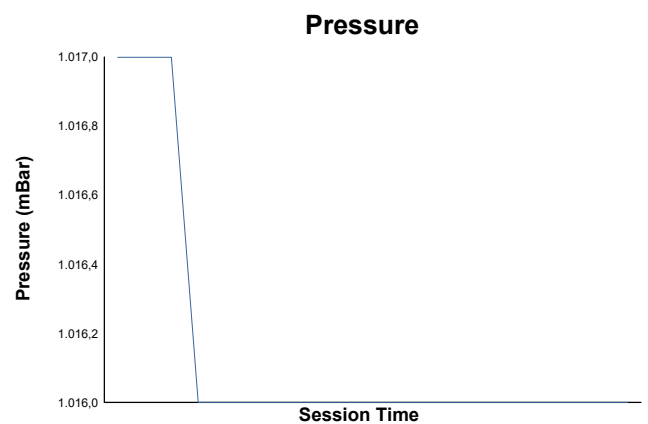
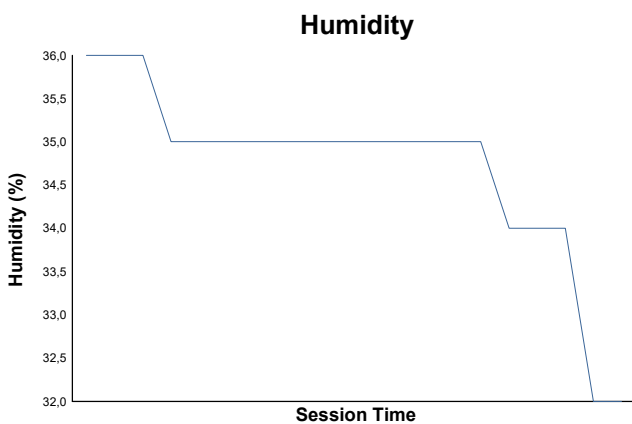
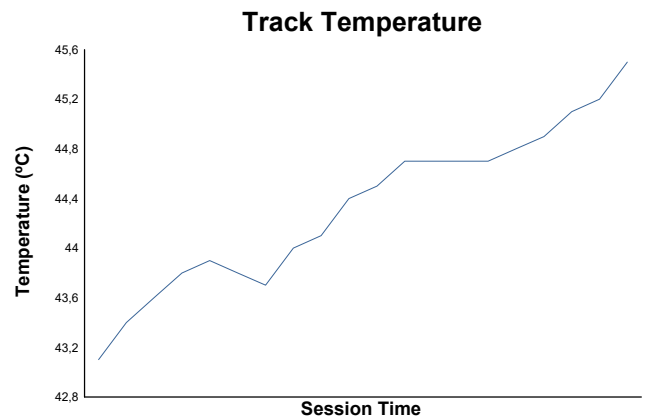
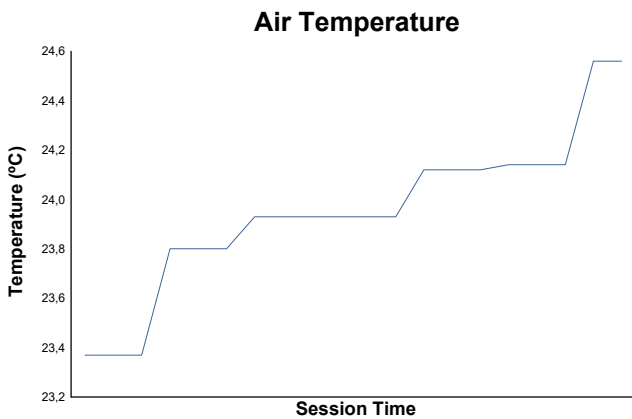


ROUND 1 - JARAMA

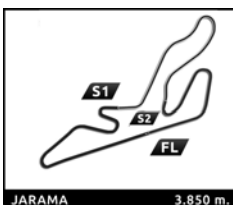
F4Spain

FREE PRACTICE 2

Weather Report



Track Status: **DRY**



F4Spain

ROUND 1 - JARAMA

QUALIFYING PRACTICE 1

Final Classification

No	Driver	Nat	Team	Car	Cl.	Time	Lap Total	Gap	Kph
1	27 Lucas FLUXÁ	ESP	KCL MP Motorsport	Tatuus F4 T-421	R	1:32.815	11 11	-	149.3
2	14 Keanu AL AZHARI	ARE	MP Motorsport	Tatuus F4 T-421		1:32.835	5 13	+0.020	149.3
3	99 Thomas STRAUVEN	BEL	Rodin Motorsport	Tatuus F4 T-421	R	1:32.883	11 12	+0.068	149.2
4	71 Mattia COLNAGHI	ITA	KCL MP Motorsport	Tatuus F4 T-421	R	1:32.997	11 12	+0.182	149.0
5	22 Peter BOUZINELOS	AUS	Rodin Motorsport	Tatuus F4 T-421	R	1:33.030	5 12	+0.215	149.0
6	7 Maciej GLADYSZ	POL	KCL MP Motorsport	Tatuus F4 T-421	R	1:33.124	11 11	+0.309	148.8
7	24 Ernesto RIVERA	MEX	Griffin Core by Campos	Tatuus F4 T-421	R	1:33.134	7 9	+0.319	148.8
8	48 James EGOZI	ITA	Campos Racing	Tatuus F4 T-421		1:33.142	5 9	+0.327	148.8
9	46 Nathan TYE	GBR	Campos Racing	Tatuus F4 T-421	R	1:33.173	5 9	+0.358	148.8
10	66 Francisco MACEDO	PRT	DXR by Drivex	Tatuus F4 T-421	R	1:33.202	5 10	+0.387	148.7
11	9 René LAMMERS	NLD	MP Motorsport	Tatuus F4 T-421	R	1:33.206	12 12	+0.391	148.7
12	18 Andrés CÁRDENAS	PER	Griffin Core by Campos	Tatuus F4 T-421		1:33.214	5 9	+0.399	148.7
13	93 Matteo QUINTARELLI	ARE	Saintéloc Racing	Tatuus F4 T-421		1:33.251	4 9	+0.436	148.6
14	3 Griffin PEEBLES	ESP	MP Motorsport	Tatuus F4 T-421		1:33.306	5 11	+0.491	148.5
15	8 Enzo TARNVANICHKUL	THA	Campos Racing	Tatuus F4 T-421	R	1:33.325	7 9	+0.510	148.5
16	69 Maximiliano RESTREPO	COL	Saintéloc Racing	Tatuus F4 T-421		1:33.328	5 10	+0.513	148.5
17	21 Yevan DAVID	LKA	Saintéloc Racing	Tatuus F4 T-421	R	1:33.393	5 10	+0.578	148.4
18	23 Jan PRZYROWSKI	POL	Griffin Core by Campos	Tatuus F4 T-421	R	1:33.397	4 10	+0.582	148.4
19	29 Daniel NOGALES	ESP	DXR by Drivex	Tatuus F4 T-421		1:33.448	9 11	+0.633	148.3
20	4 Juan COTA	ESP	Drivex	Tatuus F4 T-421		1:33.452	5 12	+0.637	148.3
21	55 Preston LAMBERT	USA	Rodin Motorsport	Tatuus F4 T-421	R	1:33.527	6 12	+0.712	148.2
22	33 Mikkel PEDERSEN	DNK	Drivex	Tatuus F4 T-421		1:33.552	5 9	+0.737	148.2
23	77 Lenny RIED	DEU	Monlau Motorsport	Tatuus F4 T-421	R	1:33.564	4 10	+0.749	148.1
24	78 Gabriel GÓMEZ	ITA	TC Racing	Tatuus F4 T-421	R	1:33.590	5 9	+0.775	148.1
25	88 Cristian CANTÚ	MEX	TC Racing	Tatuus F4 T-421		1:33.674	8 9	+0.859	148.0
26	35 Adam HIDEG	HUN	CRAM Motorsport	Tatuus F4 T-421	R	1:33.681	5 10	+0.866	147.9
27	50 Tim GERHARDS	NLD	Monlau Motorsport	Tatuus F4 T-421	R	1:33.784	4 9	+0.969	147.8
28	10 Lorenzo CASTILLO	MEX	Tecnicar	Tatuus F4 T-421	R	1:33.816	5 10	+1.001	147.7
29	32 Wiktor DOBRZANSKI	POL	Tecnicar	Tatuus F4 T-421	R	1:33.818	5 12	+1.003	147.7
30	74 Rehan HAKIM	DEU	Monlau Motorsport	Tatuus F4 T-421	R	1:33.950	5 9	+1.135	147.5
31	12 Gustaw WISNIEWSKI	POL	Tecnicar	Tatuus F4 T-421	R	1:33.963	4 11	+1.148	147.5
32	11 Kirill KUTSKOV	KGZ	GRS Team	Tatuus F4 T-421	R	1:33.981	4 10	+1.166	147.5
33	28 Douwe DEDECKER	BEL	GRS Team	Tatuus F4 T-421		1:33.985	7 10	+1.170	147.5
34	37 Filippo FIORENTINO	BRA	CRAM Motorsport	Tatuus F4 T-421	R	1:34.026	6 9	+1.211	147.4
35	19 Matus RYBA	SVK	Drivex	Tatuus F4 T-421	R	1:34.351	6 11	+1.536	146.9

Fastest Lap: Lap 11 Lucas FLUXÁ 1:32.815 149.3 Kph


CAR #23 - DROP OF 5 GRID POSITIONS RACE 1 - STEWARDS DECISION N°4
CAR #9 - REPRIMAND - STEWARDS DECISION N°5

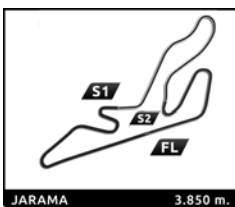
Published at:

Track Status: **DRY**

Juan B. FONT Noelia FRANCO Carmen SOLÍS

Timekeeper:
Alberto Estébanez





F4Spain

ROUND 1 - JARAMA

QUALIFYING PRACTICE 1

Final Classification by 2nd Fastest Lap

No	Driver	Team	Car	Class	Time	Gap
1	99 Thomas STRAUVEN	Rodin Motorsport	Tatuus F4 T-421	R	1:33.012	-
2	27 Lucas FLUXÁ	KCL MP Motorsport	Tatuus F4 T-421	R	1:33.023	+0.011
3	7 Maciej GLADYSZ	KCL MP Motorsport	Tatuus F4 T-421	R	1:33.132	+0.120
4	24 Ernesto RIVERA	Griffin Core by Campos	Tatuus F4 T-421	R	1:33.162	+0.150
5	14 Keanu AL AZHARI	MP Motorsport	Tatuus F4 T-421		1:33.183	+0.171
6	48 James EGOZI	Campos Racing	Tatuus F4 T-421		1:33.195	+0.183
7	71 Mattia COLNAGHI	KCL MP Motorsport	Tatuus F4 T-421	R	1:33.227	+0.215
8	93 Matteo QUINTARELLI	Saintéloc Racing	Tatuus F4 T-421		1:33.281	+0.269
9	22 Peter BOUZINELOS	Rodin Motorsport	Tatuus F4 T-421	R	1:33.289	+0.277
10	18 Andrés CÁRDENAS	Griffin Core by Campos	Tatuus F4 T-421		1:33.313	+0.301
11	8 Enzo TARNVANICHKUL	Campos Racing	Tatuus F4 T-421	R	1:33.342	+0.330
12	46 Nathan TYE	Campos Racing	Tatuus F4 T-421	R	1:33.345	+0.333
13	9 René LAMMERS	MP Motorsport	Tatuus F4 T-421	R	1:33.382	+0.370
14	3 Griffin PEEBLES	MP Motorsport	Tatuus F4 T-421		1:33.409	+0.397
15	23 Jan PRZYROWSKI	Griffin Core by Campos	Tatuus F4 T-421	R	1:33.418	+0.406
16	29 Daniel NOGALES	DXR by Drivex	Tatuus F4 T-421		1:33.477	+0.465
17	69 Maximiliano RESTREPO	Saintéloc Racing	Tatuus F4 T-421		1:33.536	+0.524
18	4 Juan COTA	Drivex	Tatuus F4 T-421		1:33.556	+0.544
19	66 Francisco MACEDO	DXR by Drivex	Tatuus F4 T-421	R	1:33.579	+0.567
20	78 Gabriel GÓMEZ	TC Racing	Tatuus F4 T-421	R	1:33.607	+0.595
21	55 Preston LAMBERT	Rodin Motorsport	Tatuus F4 T-421	R	1:33.608	+0.596
22	33 Mikkel PEDERSEN	Drivex	Tatuus F4 T-421		1:33.653	+0.641
23	21 Yevan DAVID	Saintéloc Racing	Tatuus F4 T-421	R	1:33.692	+0.680
24	77 Lenny RIED	Monlau Motorsport	Tatuus F4 T-421	R	1:33.723	+0.711
25	88 Cristian CANTÚ	TC Racing	Tatuus F4 T-421		1:33.810	+0.798
26	35 Adam HIDEG	CRAM Motorsport	Tatuus F4 T-421	R	1:33.812	+0.800
27	50 Tim GERHARDS	Monlau Motorsport	Tatuus F4 T-421	R	1:33.936	+0.924
28	11 Kirill KUTSKOV	GRS Team	Tatuus F4 T-421	R	1:33.982	+0.970
29	28 Douwe DEDECKER	GRS Team	Tatuus F4 T-421		1:34.015	+1.003
30	12 Gustaw WISNIEWSKI	Tecnicar	Tatuus F4 T-421	R	1:34.036	+1.024
31	37 Filippo FIORENTINO	CRAM Motorsport	Tatuus F4 T-421	R	1:34.060	+1.048
32	10 Lorenzo CASTILLO	Tecnicar	Tatuus F4 T-421	R	1:34.076	+1.064
33	32 Wiktor DOBRZANSKI	Tecnicar	Tatuus F4 T-421	R	1:34.093	+1.081
34	74 Rehan HAKIM	Monlau Motorsport	Tatuus F4 T-421	R	1:34.134	+1.122
35	19 Matus RYBA	Drivex	Tatuus F4 T-421	R	1:34.359	+1.347

Fastest Lap: Lap 11 | Lucas FLUXÁ | 1:32.815 | 149.3 Kph

CAR #74 REPRIMAND - STEWARDS DECISION N°8
 CAR #93 DROP OF 5 POSITIONS - GRID RACE 2 - STEWARDS DECISION N°9
 CAR #50 DROP OF 3 POSITIONS - GRID RACE 2 - STEWARDS DECISION N°10

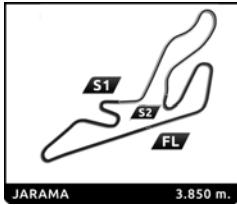
Published at:

Track Status: **DRY**

Juan B. FONT Noelia FRANCO Carmen SOLÍS

Timekeeper:
Alberto Estébanez





F4Spain

ROUND 1 - JARAMA

QUALIFYING PRACTICE 1

Final Classification by Class

No	Driver	Nat	Team	Car	Time	Lap Total	Gap	Kph
R								
1	27 Lucas FLUXÁ	ESP	KCL MP Motorsport	Tatuus F4 T-421	1:32.815	11 11		149.3
2	99 Thomas STRAUVEN	BEL	Rodin Motorsport	Tatuus F4 T-421	1:32.883	11 12	+0.068 +0.068	149.2
3	71 Mattia COLNAGHI	ITA	KCL MP Motorsport	Tatuus F4 T-421	1:32.997	11 12	+0.182 +0.114	149.0
4	22 Peter BOUZINELOS	AUS	Rodin Motorsport	Tatuus F4 T-421	1:33.030	5 12	+0.215 +0.033	149.0
5	7 Maciej GLADYSZ	POL	KCL MP Motorsport	Tatuus F4 T-421	1:33.124	11 11	+0.309 +0.094	148.8
6	24 Ernesto RIVERA	MEX	Griffin Core by Campos	Tatuus F4 T-421	1:33.134	7 9	+0.319 +0.010	148.8
7	46 Nathan TYE	GBR	Campos Racing	Tatuus F4 T-421	1:33.173	5 9	+0.358 +0.039	148.8
8	66 Francisco MACEDO	PRT	DXR by Drivex	Tatuus F4 T-421	1:33.202	5 10	+0.387 +0.029	148.7
9	9 René LAMMERS	NLD	MP Motorsport	Tatuus F4 T-421	1:33.206	12 12	+0.391 +0.004	148.7
10	8 Enzo TARNVANICHKUL	THA	Campos Racing	Tatuus F4 T-421	1:33.325	7 9	+0.510 +0.119	148.5
11	21 Yevan DAVID	LKA	Saintéloc Racing	Tatuus F4 T-421	1:33.393	5 10	+0.578 +0.068	148.4
12	23 Jan PRZYROWSKI	POL	Griffin Core by Campos	Tatuus F4 T-421	1:33.397	4 10	+0.582 +0.004	148.4
13	55 Preston LAMBERT	USA	Rodin Motorsport	Tatuus F4 T-421	1:33.527	6 12	+0.712 +0.130	148.2
14	77 Lenny RIED	DEU	Monlau Motorsport	Tatuus F4 T-421	1:33.564	4 10	+0.749 +0.037	148.1
15	78 Gabriel GÓMEZ	ITA	TC Racing	Tatuus F4 T-421	1:33.590	5 9	+0.775 +0.026	148.1
16	35 Adam HIDEG	HUN	CRAM Motorsport	Tatuus F4 T-421	1:33.681	5 10	+0.866 +0.091	147.9
17	50 Tim GERHARDS	NLD	Monlau Motorsport	Tatuus F4 T-421	1:33.784	4 9	+0.969 +0.103	147.8
18	10 Lorenzo CASTILLO	MEX	Tecnicar	Tatuus F4 T-421	1:33.816	5 10	+1.001 +0.032	147.7
19	32 Wiktor DOBRZANSKI	POL	Tecnicar	Tatuus F4 T-421	1:33.818	5 12	+1.003 +0.002	147.7
20	74 Rehan HAKIM	DEU	Monlau Motorsport	Tatuus F4 T-421	1:33.950	5 9	+1.135 +0.132	147.5
21	12 Gustaw WISNIEWSKI	POL	Tecnicar	Tatuus F4 T-421	1:33.963	4 11	+1.148 +0.013	147.5
22	11 Kirill KUTSKOV	KGZ	GRS Team	Tatuus F4 T-421	1:33.981	4 10	+1.166 +0.018	147.5
23	37 Filippo FIORENTINO	BRA	CRAM Motorsport	Tatuus F4 T-421	1:34.026	6 9	+1.211 +0.045	147.4
24	19 Matus RYBA	SVK	Drivex	Tatuus F4 T-421	1:34.351	6 11	+1.536 +0.325	146.9

CAR #23 - DROP OF 5 GRID POSITIONS RACE 1 - STEWARDS DECISION N°4
CAR #9 - REPRIMAND - STEWARDS DECISION N°5

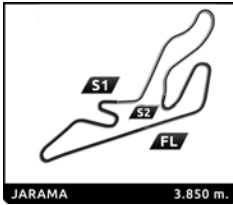
Published at:

Track Status: **DRY**

Juan B. FONT Noelia FRANCO Carmen SOLÍS

Timekeeper:
Alberto Estébanez





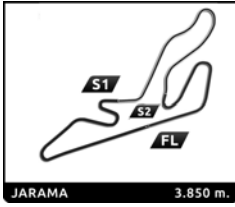
F4Spain

ROUND 1 - JARAMA

QUALIFYING PRACTICE 1

Best Top Speed

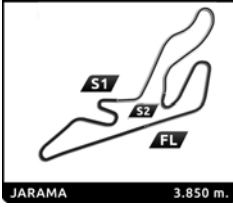
No Driver	Team	Class	Top 1		Top 2		Top 3		Top 4		Top 5		
			Kph	Lap	Kph	Lap	Kph	Lap	Kph	Lap	Kph	Lap	Avg
8 Enzo TARNVANICHKUL	Campos Racing	R	234.3	7	233.8	8	233.3	5	233.3	6	231.8	2	233,3
77 Lenny RIED	Monlau Motorsport	R	233.8	8	233.3	9	231.8	10	230.8	6	230.8	5	232,1
99 Thomas STRAUVEN	Rodin Motorsport	R	233.8	5	232.8	4	231.8	6	231.8	3	231.3	10	232,3
22 Peter BOUZINELOS	Rodin Motorsport	R	233.3	4	232.8	5	231.8	6	231.3	10	231.3	3	232,1
24 Ernesto RIVERA	Griffin Core by Campos	R	233.3	6	233.3	9	232.3	7	231.8	5	231.8	8	232,5
3 Griffin PEEBLES	MP Motorsport		232.8	5	231.3	9	231.3	6	230.8	4	230.3	10	231,3
23 Jan PRZYROWSKI	Griffin Core by Campos	R	232.8	9	230.8	10	230.8	8	229.8	7	229.3	5	230,7
46 Nathan TYE	Campos Racing	R	232.8	8	232.3	9	231.8	7	231.3	5	231.3	6	231,9
66 Francisco MACEDO	DXR by Drivex	R	232.8	5	232.3	6	231.3	4	229.8	7	229.3	8	231,1
78 Gabriel GÓMEZ	TC Racing	R	232.8	6	228.8	5	228.8	8	227.8	3	227.8	4	229,2
29 Daniel NOGALES	DXR by Drivex		232.3	8	231.3	5	231.3	6	230.8	4	230.8	10	231,3
55 Preston LAMBERT	Rodin Motorsport	R	232.3	5	231.8	3	230.3	6	230.3	4	229.8	11	230,9
12 Gustaw WISNIEWSKI	Tecnicar	R	231.8	5	230.8	3	230.8	4	230.8	6	229.8	11	230,8
32 Wiktor DOBRZANSKI	Tecnicar	R	231.8	7	231.3	6	231.3	5	230.3	12	230.3	11	231,0
33 Mikkel PEDERSEN	Drivex		231.8	7	230.3	6	230.3	9	229.3	8	228.8	5	230,1
50 Tim GERHARDS	Monlau Motorsport	R	231.8	7	230.8	6	230.8	9	229.3	5	229.3	8	230,4
71 Mattia COLNAGHI	KCL MP Motorsport	R	231.8	5	231.3	10	230.8	12	230.8	4	230.3	6	231,0
74 Rehan HAKIM	Monlau Motorsport	R	231.8	9	231.3	7	230.8	8	229.8	3	229.3	6	230,6
93 Matteo QUINTARELLI	Saintéloc Racing		231.8	7	230.8	8	229.8	9	229.3	5	228.8	4	230,1
4 Juan COTA	Drivex		231.3	5	230.8	10	230.3	3	229.3	7	229.3	4	230,2
7 Maciej GLADYSZ	KCL MP Motorsport	R	231.3	10	231.3	5	230.3	3	229.8	4	229.3	6	230,4
18 Andrés CÁRDENAS	Griffin Core by Campos		231.3	6	231.3	7	231.3	9	230.8	4	230.3	8	231,0
27 Lucas FLUXÁ	KCL MP Motorsport	R	231.3	5	231.3	4	231.3	3	230.8	10	230.3	6	231,0
88 Cristian CANTÚ	TC Racing		231.3	7	230.8	4	230.8	6	230.8	8	230.3	9	230,8
11 Kirill KUTSOV	GRS Team	R	230.8	2	229.8	9	229.8	3	229.3	7	228.3	10	229,6
14 Keanu AL AZHARI	MP Motorsport		230.8	7	230.3	5	229.8	10	229.3	8	229.3	6	229,9
21 Yevan DAVID	Saintéloc Racing	R	230.8	3	229.3	7	229.3	5	228.8	8	228.3	4	229,3
28 Douwe DEDECKER	GRS Team		230.8	8	228.8	10	228.3	9	228.3	5	228.3	4	228,9
48 James EGOZI	Campos Racing		230.8	7	230.8	8	230.8	9	229.8	6	229.3	4	230,3
9 René LAMMERS	MP Motorsport	R	230.3	5	229.8	6	229.8	3	229.3	12	229.3	11	229,7
35 Adam HIDEG	CRAM Motorsport	R	230.3	8	228.8	6	228.8	7	228.3	9	227.4	5	228,7
69 Maximiliano RESTREPO	Saintéloc Racing		229.8	10	229.8	5	228.3	6	227.8	8	227.8	4	228,7
19 Matus RYBA	Drivex	R	229.3	4	228.3	10	228.3	9	227.8	5	227.8	3	228,3
10 Lorenzo CASTILLO	Tecnicar	R	228.8	10	228.3	9	226.9	4	226.4	8	226.4	7	227,4
37 Filippo FIORENTINO	CRAM Motorsport	R	228.8	9	228.3	8	227.4	6	226.9	5	226.9	7	227,7



F4Spain ROUND 1 - JARAMA QUALIFYING PRACTICE 1

Best Sector Times

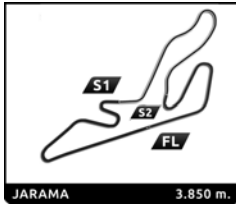
Sector 1			Sector 2			Sector 3			Ideal Lap	Best Lap
Pos	No Driver	Time	No Driver	Time	No Driver	Time	Pos	No Driver		
1	14 K.AL AZHARI	35.972	27 L.FLUXÁ	30.513	14 K.AL AZHARI	26.106	1	14 K.AL AZHARI	1:32.708	1:32.835 (2)
2	22 P.BOUIZINELOS	36.006	71 M.COLNAGHI	30.541	27 L.FLUXÁ	26.150	2	27 L.FLUXÁ	1:32.815	1:32.815 (1)
3	7 M.GLADYSZ	36.063	99 T.STRAUVEN	30.569	93 M.QUINTARELLI	26.181	3	99 T.STRAUVEN	1:32.863	1:32.883 (3)
4	66 F.MACEDO	36.101	24 E.RIVERA	30.594	99 T.STRAUVEN	26.182	4	71 M.COLNAGHI	1:32.902	1:32.997 (4)
5	99 T.STRAUVEN	36.112	46 N.TYE	30.607	3 G.PEEBLES	26.215	5	24 E.RIVERA	1:32.981	1:33.134 (7)
6	71 M.COLNAGHI	36.117	14 K.AL AZHARI	30.630	9 R.LAMMERS	26.231	6	7 M.GLADYSZ	1:32.982	1:33.124 (6)
7	48 J.EGOZI	36.122	8 E.TARNVANICHKUL	30.645	71 M.COLNAGHI	26.244	7	22 P.BOUIZINELOS	1:33.030	1:33.030 (5)
8	18 A.CÁRDENAS	36.137	7 M.GLADYSZ	30.647	24 E.RIVERA	26.247	8	93 M.QUINTARELLI	1:33.067	1:33.251 (13)
9	24 E.RIVERA	36.140	23 J.PRZYROWSKI	30.657	69 M.RESTREPO	26.267	9	48 J.EGOZI	1:33.080	1:33.142 (8)
10	27 L.FLUXÁ	36.152	48 J.EGOZI	30.666	7 M.GLADYSZ	26.272	10	46 N.TYE	1:33.129	1:33.173 (9)
11	9 R.LAMMERS	36.199	93 M.QUINTARELLI	30.668	22 P.BOUIZINELOS	26.286	11	66 F.MACEDO	1:33.175	1:33.202 (10)
12	46 N.TYE	36.203	4 J.COTA	30.701	48 J.EGOZI	26.292	12	18 A.CÁRDENAS	1:33.177	1:33.214 (12)
13	93 M.QUINTARELLI	36.218	29 D.NOGALES	30.709	23 J.PRZYROWSKI	26.303	13	9 R.LAMMERS	1:33.206	1:33.206 (11)
14	33 M.PEDERSEN	36.249	18 A.CÁRDENAS	30.714	21 Y.DAVID	26.316	14	3 G.PEEBLES	1:33.226	1:33.306 (14)
15	8 E.TARNVANICHKUL	36.276	77 L.RIED	30.724	46 N.TYE	26.319	15	8 E.TARNVANICHKUL	1:33.280	1:33.325 (15)
16	3 G.PEEBLES	36.277	21 Y.DAVID	30.729	18 A.CÁRDENAS	26.326	16	23 J.PRZYROWSKI	1:33.298	1:33.397 (18)
17	55 P.LAMBERT	36.279	69 M.RESTREPO	30.730	29 D.NOGALES	26.340	17	69 M.RESTREPO	1:33.328	1:33.328 (16)
18	4 J.COTA	36.288	66 F.MACEDO	30.733	66 F.MACEDO	26.341	18	29 D.NOGALES	1:33.337	1:33.448 (19)
19	29 D.NOGALES	36.288	3 G.PEEBLES	30.734	35 A.HIDEG	26.345	19	4 J.COTA	1:33.338	1:33.452 (20)
20	78 G.GÓMEZ	36.319	22 P.BOUIZINELOS	30.738	4 J.COTA	26.349	20	21 Y.DAVID	1:33.390	1:33.393 (17)
21	69 M.RESTREPO	36.331	88 C.CANTÚ	30.751	12 G.WISNIEWSKI	26.354	21	33 M.PEDERSEN	1:33.437	1:33.552 (22)
22	23 J.PRZYROWSKI	36.338	9 R.LAMMERS	30.776	8 E.TARNVANICHKUL	26.359	22	78 G.GÓMEZ	1:33.487	1:33.590 (24)
23	21 Y.DAVID	36.345	33 M.PEDERSEN	30.790	78 G.GÓMEZ	26.364	23	55 P.LAMBERT	1:33.498	1:33.527 (21)
24	10 L.CASTILLO	36.360	78 G.GÓMEZ	30.804	33 M.PEDERSEN	26.398	24	77 L.RIED	1:33.523	1:33.564 (23)
25	77 L.RIED	36.375	55 P.LAMBERT	30.807	50 T.GERHARDS	26.400	25	88 C.CANTÚ	1:33.626	1:33.674 (25)
26	35 A.HIDEG	36.380	50 T.GERHARDS	30.812	88 C.CANTÚ	26.400	26	35 A.HIDEG	1:33.656	1:33.681 (26)
27	28 D.DEDECKER	36.410	12 G.WISNIEWSKI	30.832	55 P.LAMBERT	26.412	27	50 T.GERHARDS	1:33.676	1:33.784 (27)
28	74 R.HAKIM	36.418	32 W.DOBZRANSKI	30.849	77 L.RIED	26.424	28	28 D.DEDECKER	1:33.757	1:33.985 (33)
29	32 W.DOBZRANSKI	36.434	28 D.DEDECKER	30.860	37 F.FIORENTINO	26.428	29	32 W.DOBZRANSKI	1:33.762	1:33.818 (29)
30	50 T.GERHARDS	36.464	11 K.KUTSOV	30.887	10 L.CASTILLO	26.452	30	12 G.WISNIEWSKI	1:33.763	1:33.963 (31)
31	88 C.CANTÚ	36.475	37 F.FIORENTINO	30.888	11 K.KUTSOV	26.462	31	10 L.CASTILLO	1:33.767	1:33.816 (28)
32	11 K.KUTSOV	36.477	35 A.HIDEG	30.931	32 W.DOBZRANSKI	26.479	32	11 K.KUTSOV	1:33.826	1:33.981 (32)
33	37 F.FIORENTINO	36.566	10 L.CASTILLO	30.955	28 D.DEDECKER	26.487	33	37 F.FIORENTINO	1:33.882	1:34.026 (34)
34	12 G.WISNIEWSKI	36.577	74 R.HAKIM	30.956	19 M.RYBA	26.500	34	74 R.HAKIM	1:33.895	1:33.950 (30)
35	19 M.RYBA	36.651	19 M.RYBA	30.990	74 R.HAKIM	26.521	35	19 M.RYBA	1:34.141	1:34.351 (35)



F4Spain
ROUND 1 - JARAMA
QUALIFYING PRACTICE 1

Fastest Lap Sequence

Elapsed	No	Driver	Team	Car	Class	Time	Kph	Lap
3:33.718	14	Keanu AL AZHARI	MP Motorsport	Tatuus F4 T-421		1:39.786	138.9	2
3:48.599	21	Yevan DAVID	Saintéloc Racing	Tatuus F4 T-421	R	1:39.349	139.5	2
3:49.895	12	Gustaw WISNIEWSKI	Tecnicar	Tatuus F4 T-421	R	1:38.882	140.2	2
4:02.700	4	Juan COTA	Drivex	Tatuus F4 T-421		1:36.110	144.2	2
5:06.901	14	Keanu AL AZHARI	MP Motorsport	Tatuus F4 T-421		1:33.183	148.7	3
5:17.794	99	Thomas STRAUVEN	Rodin Motorsport	Tatuus F4 T-421	R	1:33.108	148.9	3
6:50.806	99	Thomas STRAUVEN	Rodin Motorsport	Tatuus F4 T-421	R	1:33.012	149.0	4
8:13.321	14	Keanu AL AZHARI	MP Motorsport	Tatuus F4 T-421		1:32.835	149.3	5
20:01.225	27	Lucas FLUXÁ	KCL MP Motorsport	Tatuus F4 T-421	R	1:32.815	149.3	11



F4Spain ROUND 1 - JARAMA QUALIFYING PRACTICE 1

Sector Analysis

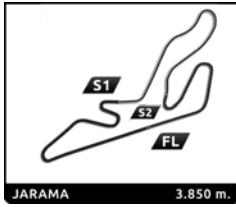
— Invalidated Lap

■ Personal Best

■ Session Best

■ Crossing the pit lane

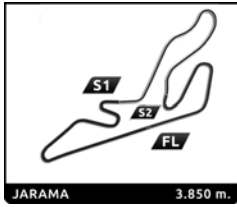
Lap	Time	Sector 1	Sector 2	Sector 3	T.Sp	Elapsed	Lap	Time	Sector 1	Sector 2	Sector 3	T.Sp	Elapsed	
3	Griffin PEEBLES ESP							9	René LAMMERS NLD					
	MP Motorsport Tatuus F4 T-421								MP Motorsport Tatuus F4 T-421					
1	1:56.506	49.966	38.012	28.528	100.7	1:56.506	1	1:57.694	53.029	35.635	29.030	87.1	1:57.694	
2	1:40.889	39.653	33.828	27.408	195.3	3:37.395	2	1:41.151	39.696	33.531	27.924	198.2	3:38.845	
3	1:33.456	36.370	30.826	26.260	228.8	5:10.851	3	1:34.339	36.609	31.203	26.527	229.8	5:13.184	
4	1:33.409	36.277	30.734	26.398	230.8	6:44.260	4	1:33.639	36.444	30.809	26.386	228.8	6:46.823	
5	1:33.306	36.328	30.763	26.215	232.8	8:17.566	5	1:33.471	36.323	30.828	26.320	230.3	8:20.294	
6	1:39.090	B 36.479	30.910	31.701	231.3	9:56.656	6	1:34.064	36.463	31.001	26.600	229.8	9:54.358	
7	4:01.201	3:00.555	33.585	27.061	111.7	13:57.857	7	1:38.972	B 36.397	31.065	31.510	228.3	11:33.330	
8	1:35.190	37.303	31.065	26.822	226.9	15:33.047	8	3:06.881	2:07.628	32.466	26.787	105.0	14:40.211	
9	1:41.934	36.858	36.847	28.229	231.3	17:14.981	9	1:34.645	37.130	31.063	26.452	220.0	16:14.856	
10	1:38.159	36.704	32.048	29.407	230.3	18:53.140	10	1:33.662	36.381	30.842	26.439	226.9	17:48.518	
11	1:34.219	36.727	30.880	26.612	227.4	20:27.359	11	1:33.382	36.281	30.807	26.294	229.3	19:21.900	
							12	1:33.206	36.199	30.776	26.231	229.3	20:55.106	
4	Juan COTA ESP							10	Lorenzo CASTILLO MEX					
	Drivex Tatuus F4 T-421								Tecnicar Tatuus F4 T-421					
1	2:26.590	1:20.858	36.367	29.365	48.3	2:26.590	1	2:49.052	1:45.293	34.948	28.811	110.7	2:49.052	
2	1:36.110	37.350	31.147	27.613	225.5	4:02.700	2	1:39.520	38.186	33.535	27.799	193.2	4:28.572	
3	1:34.056	36.591	30.893	26.572	230.3	5:36.756	3	1:36.370	38.345	31.503	26.522	224.5	6:04.942	
4	1:33.638	36.480	30.809	26.349	229.3	7:10.394	4	1:34.391	36.728	30.961	26.702	226.9	7:39.333	
5	1:33.452	36.329	30.701	26.422	231.3	8:43.846	5	1:33.816	36.360	31.004	26.452	225.9	9:13.149	
6	1:33.556	36.288	30.739	26.529	229.3	10:17.402	6	1:34.083	36.516	31.018	26.549	226.4	10:47.232	
7	1:42.385	36.491	36.373	29.521	229.3	11:59.787	7	1:34.076	36.566	30.955	26.555	226.4	12:21.308	
8	1:34.185	36.738	30.881	26.566	227.8	13:33.972	8	1:34.112	36.620	31.022	26.470	226.4	13:55.420	
9	1:58.439	42.520	45.989	29.930	209.3	15:32.411	9	1:38.854	36.472	32.003	30.379	228.3	15:34.274	
10	1:39.758	36.810	35.878	27.070	230.8	17:12.169	10	1:40.929	B 36.691	31.282	32.956	228.8	17:15.203	
11	1:34.225	36.684	31.001	26.540	227.8	18:46.394								
12	1:51.087	B 36.760	36.207	38.120	228.8	20:37.481								
7	Maciej GLADYSZ POL							11	Kirill KUTSOV KGZ					
	KCL MP Motorsport Tatuus F4 T-421								GRS Team Tatuus F4 T-421					
1	1:54.886	50.404	35.730	28.752	100.1	1:54.886	1	6:44.876	5:42.062	34.284	28.530	109.8	6:44.876	
2	1:39.863	40.055	32.833	26.975	201.9	3:34.749	2	1:34.345	36.996	30.887	26.462	230.8	8:19.221	
3	1:33.567	36.356	30.838	26.373	230.3	5:08.316	3	1:34.111	36.663	30.960	26.488	229.8	9:53.332	
4	1:33.245	36.226	30.728	26.291	229.8	6:41.561	4	1:33.981	36.546	30.901	26.534	228.3	11:27.313	
5	1:33.132	36.063	30.797	26.272	231.3	8:14.693	5	1:41.377	36.983	37.714	26.680	228.3	13:08.690	
6	1:38.505	B 36.445	31.139	30.921	229.3	9:53.198	6	1:34.376	36.878	30.959	26.539	227.8	14:43.066	
7	3:43.373	2:39.570	32.401	31.402	112.0	13:36.571	7	1:33.982	36.606	30.913	26.463	229.3	16:17.048	
8	1:43.453	38.096	35.148	30.209	225.9	15:20.024	8	1:34.905	36.685	31.701	26.519	227.4	17:51.953	
9	1:33.747	36.585	30.819	26.343	227.8	16:53.771	9	1:34.036	36.477	30.930	26.629	229.8	19:25.989	
10	1:33.370	36.319	30.723	26.328	231.3	18:27.141	10	1:45.340	B 36.775	31.144	37.421	228.3	21:11.329	
11	1:33.124	36.140	30.647	26.337	228.8	20:00.265								
8	Enzo TARNVANICHKUL THA							12	Gustaw WISNIEWSKI POL					
	Campos Racing Tatuus F4 T-421								Tecnicar Tatuus F4 T-421					
1	6:24.941	5:24.622	32.642	27.677	110.8	6:24.941	1	2:11.013	1:08.160	34.992	27.861	110.5	2:11.013	
2	1:36.241	37.008	31.606	27.627	231.8	8:01.182	2	1:38.882	38.105	32.857	27.920	221.8	3:49.895	
3	1:33.479	36.370	30.730	26.379	231.8	9:34.661	3	1:34.585	37.083	30.989	26.513	230.8	5:24.480	
4	1:33.489	36.306	30.752	26.431	231.8	11:08.150	4	1:33.963	36.622	30.832	26.509	230.8	6:58.443	
5	1:33.394	36.329	30.673	26.392	233.3	12:41.544	5	1:34.036	36.746	30.936	26.354	231.8	8:32.479	
6	1:33.342	36.325	30.658	26.359	233.3	14:14.886	6	1:34.272	36.777	31.000	26.495	230.8	10:06.751	
7	1:33.325	36.276	30.645	26.404	234.3	15:48.211	7	1:54.423	B 36.577	41.586	36.260	229.3	12:01.174	
8	1:33.637	36.441	30.791	26.405	233.8	17:21.848	8	3:50.960	2:52.353	31.839	26.768	93.5	15:52.134	
9	1:45.908	B 38.734	31.676	35.498	201.9	19:07.756	9	1:34.684	36.620	31.235	26.829	228.3	17:26.818	
							10	1:36.116	36.756	32.706	26.654	228.8	19:02.934	
							11	1:43.695	B 37.048	31.867	34.780	229.8	20:46.629	



F4Spain ROUND 1 - JARAMA QUALIFYING PRACTICE 1

Sector Analysis

— Invalidated Lap							■ Personal Best							■ Session Best							■ Crossing the pit lane						
Lap	Time	Sector 1	Sector 2	Sector 3	T.Sp	Elapsed	Lap	Time	Sector 1	Sector 2	Sector 3	T.Sp	Elapsed	Lap	Time	Sector 1	Sector 2	Sector 3	T.Sp	Elapsed	Lap	Time	Sector 1	Sector 2	Sector 3	T.Sp	Elapsed
14	Keanu AL AZHARI MP Motorsport						ARE Tatuus F4 T-421	22	Peter BOUZINELOS Rodin Motorsport						AUS Tatuus F4 T-421												
1	1:53.932	49.400	35.706	28.826	96.8	1:53.932	1	2:02.481	1:00.159	34.027	28.295	104.5	2:02.481	2	1:44.168	39.614	34.934	29.620	197.4	3:46.649							
2	1:39.786	40.305	32.522	26.959	206.1	3:33.718	3	1:33.392	36.201	30.903	26.288	231.3	5:20.041	3	1:33.410	36.270	30.796	26.344	233.3	6:53.451							
3	1:33.183	36.300	30.715	26.168	227.4	5:06.901	4	1:33.410	36.270	30.796	26.344	233.3	6:53.451	4	1:33.410	36.270	30.796	26.344	233.3	6:53.451							
4	1:33.585	36.072	31.323	26.190	228.8	6:40.486	5	1:33.030	36.006	30.738	26.286	232.8	8:26.481	5	1:33.030	36.006	30.738	26.286	232.8	8:26.481							
5	1:32.835	36.099	30.630	26.106	230.3	8:13.321	6	1:39.277 B	36.250	30.784	32.243	231.8	10:05.758	6	1:39.277 B	36.250	30.784	32.243	231.8	10:05.758							
6	1:33.270	35.972	30.739	26.559	229.3	9:46.591	7	3:25.248	2:24.397	33.192	27.659	111.7	13:31.006	7	3:25.248	2:24.397	33.192	27.659	111.7	13:31.006							
7	1:36.364	36.917	33.110	26.337	230.8	11:22.955	8	1:37.862	37.607	32.998	27.257	221.3	15:08.868	8	1:37.862	37.607	32.998	27.257	221.3	15:08.868							
8	1:33.857	36.311	31.101	26.445	229.3	12:56.812	9	1:33.611	36.402	30.871	26.338	228.3	16:42.479	9	1:33.611	36.402	30.871	26.338	228.3	16:42.479							
9	1:33.227	36.141	30.779	26.307	228.8	14:30.039	10	1:33.289	36.152	30.822	26.315	231.3	18:15.768	10	1:33.289	36.152	30.822	26.315	231.3	18:15.768							
10	1:33.445	36.229	30.766	26.450	229.8	16:03.484	11	1:41.087	36.336	36.027	28.724	230.3	19:56.855	11	1:41.087	36.336	36.027	28.724	230.3	19:56.855							
11	1:44.037	41.334	36.148	26.555	165.4	17:47.521	12	1:49.109 B	36.266	36.345	36.498	229.3	21:45.964	12	1:49.109 B	36.266	36.345	36.498	229.3	21:45.964							
12	1:33.457	36.355	30.770	26.332	228.8	19:20.978																					
13	1:33.450	36.242	30.810	26.398	228.3	20:54.428																					
18	Andrés CÁRDENAS Griffin Core by Campos						PER Tatuus F4 T-421	23	Jan PRZYROWSKI Griffin Core by Campos						POL Tatuus F4 T-421												
1	6:24.338	5:24.136	32.592	27.610	95.2	6:24.338	1	6:19.583	5:19.923	32.334	27.326	114.5	6:19.583														
2	1:36.074	36.856	31.610	27.608	228.8	8:00.412	2	1:35.045	37.682	31.060	26.303	206.1	7:54.628														
3	1:33.531	36.388	30.801	26.342	229.8	9:33.943	3	1:33.433	36.427	30.696	26.310	228.8	9:28.061														
4	1:33.469	36.137	30.843	26.489	230.8	11:07.412	4	1:33.397	36.385	30.657	26.355	228.8	11:01.458														
5	1:33.214	36.174	30.714	26.326	229.8	12:40.626	5	1:33.467	36.362	30.726	26.379	229.3	12:34.925														
6	1:33.313	36.211	30.727	26.375	231.3	14:13.939	6	1:33.418	36.372	30.693	26.353	228.8	14:08.343														
7	1:33.433	36.249	30.809	26.375	231.3	15:47.372	7	1:46.383	38.952	38.242	29.189	229.8	15:54.726														
8	1:33.525	36.286	30.828	26.411	230.3	17:20.897	8	1:33.682	36.485	30.755	26.442	230.8	17:28.408														
9	1:42.550 B	36.291	30.757	35.502	231.3	19:03.447	9	1:33.475	36.338	30.778	26.359	232.8	19:01.883														
							10	1:33.647	36.450	30.714	26.483	230.8	20:35.530														
19	Matus RYBA Drivex						SVK Tatuus F4 T-421	24	Ernesto RIVERA Griffin Core by Campos						MEX Tatuus F4 T-421												
1	5:00.468	3:56.954	35.809	27.705	105.6	5:00.468	1	6:20.063	5:20.989	32.265	26.809	112.5	6:20.063														
2	1:38.761	37.759	34.139	26.863	213.9	6:39.229	2	1:35.677	37.870	31.071	26.736	202.2	7:55.740														
3	1:36.252	36.718	33.034	26.500	227.8	8:15.481	3	1:33.248	36.341	30.660	26.247	230.3	9:28.988														
4	1:34.359	36.651	31.091	26.617	229.3	9:49.840	4	1:33.162	36.148	30.619	26.395	230.3	11:02.150														
5	1:34.716	36.824	31.177	26.715	227.8	11:24.556	5	1:33.206	36.233	30.594	26.379	231.8	12:35.356														
6	1:34.351	36.693	30.990	26.668	227.4	12:58.907	6	1:33.889	36.326	31.283	26.280	233.3	14:09.245														
7	1:34.635	36.816	31.276	26.543	227.4	14:33.542	7	1:33.134	36.140	30.705	26.289	232.3	15:42.379														
8	1:34.612	36.796	31.127	26.689	227.4	16:08.154	8	1:33.431	36.222	30.815	26.394	231.8	17:15.810														
9	1:34.498	36.748	31.186	26.564	228.3	17:42.652	9	1:41.119 B	36.342	31.307	33.470	233.3	18:56.929														
10	1:35.234	37.030	31.341	26.863	228.3	19:17.886																					
11	1:35.065	36.894	31.263	26.908	227.4	20:52.951																					
21	Yevan DAVID Saintéloc Racing						LKA Tatuus F4 T-421	27	Lucas FLUXÁ KCL MP Motorsport						ESP Tatuus F4 T-421												
1	2:09.250	1:05.766	34.779	28.705	105.2	2:09.250	1	1:55.506	51.190	35.912	28.404	107.6	1:55.506														
2	1:39.349	38.720	33.547	27.082	204.5	3:48.599	2	1:40.198	39.909	33.568	26.721	192.2	3:35.704														
3	1:42.818	38.436	37.654	26.728	230.8	5:31.417	3	1:33.751	36.651	30.855	26.245	231.3	5:09.455														
4	1:33.692	36.616	30.760	26.316	228.3	7:05.109	4	1:33.897	36.336	30.879	26.682	231.3	6:43.352														
5	1:33.393	36.345	30.729	26.319	229.3	8:38.502	5	1:33.690	36.403	30.889	26.398	231.3	8:17.042														
6	1:35.814	36.521	32.837	26.456	226.9	10:14.316	6	1:41.318 B	36.673	32.174	32.471	230.3	9:58.360														
7	1:34.023	36.541	30.923	26.559	229.3	11:48.339	7	3:46.188	2:44.472	34.453	27.263	113.4	13:44.548														
8	1:33.866	36.556	30.915	26.395	228.8	13:22.205	8	1:37.452	39.412	31.422	26.618	201.9	15:22.000														
9	1:33.916	36.472	30.979	26.465	227.4	14:56.121	9	1:33.387	36.393	30.745	26.249	228.3	16:55.387														
10	1:49.654 B	38.939	34.844	35.871	221.8	16:45.775	10	1:33.023	36.172	30.645	26.206	230.8	18:28.410														
							11	1:32.815	36.152	30.513	26.150	229.3	20:01.225														
28	Douwe DEDECKER GRS Team						BEL Tatuus F4 T-421																				



F4Spain ROUND 1 - JARAMA QUALIFYING PRACTICE 1

Sector Analysis

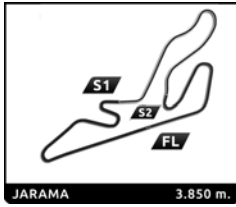
— Invalidated Lap

■ Personal Best

■ Session Best

B Crossing the pit lane

Lap	Time	Sector 1	Sector 2	Sector 3	T.Spd	Elapsed	Lap	Time	Sector 1	Sector 2	Sector 3	T.Spd	Elapsed
1	6:33.050	5:33.684	31.901	27.465	118.0	6:33.050	4	1:33.822	36.387	30.950	26.485	226.9	10:56.168
2	1:38.062	37.459	31.767	28.836	220.0	8:11.112	5	1:33.681	36.380	30.931	26.370	227.4	12:29.849
3	1:39.448	36.790	31.921	30.737	227.8	9:50.560	6	1:33.812	36.434	30.940	26.438	228.8	14:03.661
4	1:34.495	36.648	31.120	26.727	228.3	11:25.055	7	1:36.191	38.521	31.052	26.618	228.8	15:39.852
5	1:36.377	36.584	33.143	26.650	228.3	13:01.432	8	1:34.214	36.502	31.073	26.639	230.3	17:14.066
6	1:34.047	36.608	30.939	26.500	225.0	14:35.479	9	1:34.203	36.571	31.004	26.628	228.3	18:48.269
7	1:33.985	36.567	30.931	26.487	227.4	16:09.464	10	1:54.932B	39.894	38.089	36.949	226.9	20:43.201
8	1:40.379	36.410	37.305	26.664	230.8	17:49.843	37 Filippo FIORENTINO BRA						
9	1:34.015	36.576	30.860	26.579	228.3	19:23.858	CRAM Motorsport Tatuus F4 T-421						
10	1:34.035	36.443	31.049	26.543	228.8	20:57.893	1	6:34.630	5:35.335	32.137	27.158	119.1	6:34.630
29 Daniel NOGALES ESP							2	1:35.475	37.606	31.297	26.572	225.5	8:10.105
DXR by Drivex Tatuus F4 T-421							3	1:35.730	36.871	32.125	26.734	224.5	9:45.835
1	2:10.619	1:07.253	34.907	28.459	97.7	2:10.619	4	1:34.539	36.843	31.052	26.644	226.4	11:20.374
2	1:42.376	38.157	33.432	30.787	225.5	3:52.995	5	1:34.060	36.744	30.888	26.428	226.9	12:54.434
3	1:34.118	36.635	31.011	26.472	229.3	5:27.113	6	1:34.026	36.620	30.943	26.463	227.4	14:28.460
4	1:34.002	36.638	30.881	26.483	230.8	7:01.115	7	1:36.336	38.948	30.920	26.468	226.9	16:04.796
5	1:33.909	36.592	30.902	26.415	231.3	8:35.024	8	1:34.106	36.566	31.049	26.491	228.3	17:38.902
6	1:39.199B	36.593	30.967	31.639	231.3	10:14.223	9	1:41.938B	36.747	30.987	34.204	228.8	19:20.840
7	4:01.172	3:01.246	31.674	28.252	108.9	14:15.395	46 Nathan TYE GBR						
8	1:34.592	36.838	31.163	26.591	232.3	15:49.987	Campos Racing Tatuus F4 T-421						
9	1:33.448	36.288	30.754	26.406	229.3	17:23.435	1	6:22.579	5:22.974	32.463	27.142	102.5	6:22.579
10	1:33.816	36.643	30.709	26.464	230.8	18:57.251	2	1:35.578	37.530	30.950	27.098	219.5	7:58.157
11	1:33.477	36.393	26.340	228.3	20:30.728	3	1:33.676	36.522	30.799	26.355	230.3	9:31.833	
32 Wiktor DOBRZANSKI POL							4	1:33.345	36.203	30.695	26.447	230.8	11:05.178
Tecnicar Tatuus F4 T-421							5	1:33.173	36.247	30.607	26.319	231.3	12:38.351
1	2:12.910	1:07.533	36.671	28.706	110.2	2:12.910	6	1:33.384	36.236	30.723	26.425	231.3	14:11.735
2	1:40.426	37.371	34.862	28.193	225.0	3:53.336	7	1:33.422	36.404	30.688	26.330	231.8	15:45.157
3	1:34.616	36.854	31.092	26.670	230.3	5:27.952	8	1:33.590	36.356	30.693	26.541	232.8	17:18.747
4	1:34.146	36.569	30.998	26.579	228.3	7:02.098	9	1:39.961B	36.340	30.691	32.930	232.3	18:58.708
5	1:33.818	36.434	30.905	26.479	231.3	8:35.916	48 James EGOZI ITA						
6	1:34.093	36.630	30.849	26.614	231.3	10:10.009	Campos Racing Tatuus F4 T-421						
7	1:34.438	36.843	31.074	26.521	231.8	11:44.447	1	6:21.664	5:22.081	32.529	27.054	106.3	6:21.664
8	1:34.460	36.686	31.155	26.619	227.4	13:18.907	2	1:35.283	37.402	30.977	26.904	217.3	7:56.947
9	1:34.461	36.841	31.015	26.605	228.3	14:53.368	3	1:33.597	36.442	30.751	26.404	228.8	9:30.544
10	1:34.258	36.694	30.883	26.681	230.3	16:27.626	4	1:33.197	36.206	30.699	26.292	229.3	11:03.741
11	1:34.572	36.776	31.065	26.731	230.3	18:02.198	5	1:33.142	36.122	30.666	26.354	229.3	12:36.883
12	1:40.642B	36.773	31.182	32.687	230.3	19:42.840	6	1:33.195	36.175	30.710	26.310	229.8	14:10.078
33 Mikkel PEDERSEN DNK							7	1:33.598	36.355	30.875	26.368	230.8	15:43.676
Drivex Tatuus F4 T-421							8	1:33.306	36.203	30.779	26.324	230.8	17:16.982
1	5:54.354	4:53.145	33.542	27.667	105.9	5:54.354	9	1:45.078B	36.300	31.533	37.245	230.8	19:02.060
2	1:37.134	37.299	31.619	28.216	220.4	7:31.488	50 Tim GERHARDS NLD						
3	1:33.976	36.604	30.924	26.448	227.8	9:05.464	Monlau Motorsport Tatuus F4 T-421						
4	1:33.653	36.338	30.800	26.515	227.4	10:39.117	1	5:43.581	4:43.089	32.897	27.595	108.7	5:43.581
5	1:33.552	36.249	30.790	26.513	228.8	12:12.669	2	1:35.607	37.476	31.396	26.735	221.3	7:19.188
6	1:33.817	36.597	30.822	26.398	230.3	13:46.486	3	1:34.188	36.711	30.942	26.535	228.8	8:53.376
7	1:41.698	36.868	33.622	31.208	231.8	15:28.184	4	1:33.784	36.572	30.812	26.400	227.4	10:27.160
8	1:34.049	36.610	30.825	26.614	229.3	17:02.233	5	1:33.936	36.464	30.825	26.647	229.3	12:01.096
9	1:41.241B	36.602	30.908	33.731	230.3	18:43.474	6	1:34.019	36.555	30.876	26.588	230.8	13:35.115
35 Adam HIDEG HUN							7	1:39.091	37.678	34.754	26.659	231.8	15:14.206
CRAM Motorsport Tatuus F4 T-421							8	1:34.375	36.681	31.098	26.596	229.3	16:48.581
1	6:12.746	5:07.681	37.202	27.863	99.4	6:12.746	9	1:42.670B	36.924	31.428	34.318	230.8	18:31.251
2	1:35.631	37.692	31.412	26.527	224.1	7:48.377							
3	1:33.969	36.625	30.999	26.345	226.9	9:22.346							



F4Spain ROUND 1 - JARAMA QUALIFYING PRACTICE 1

Sector Analysis

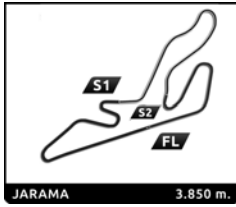
— Invalidated Lap

■ Personal Best

■ Session Best

■ Crossing the pit lane

Lap	Time	Sector 1	Sector 2	Sector 3	T.Sp	Elapsed	Lap	Time	Sector 1	Sector 2	Sector 3	T.Sp	Elapsed		
55	Preston LAMBERT						USA	74	Rehan HAKIM						DEU
	Rodin Motorsport						Tatuus F4 T-421		Monlau Motorsport						Tatuus F4 T-421
1	2:05.426	1:01.430	35.447	28.549	107.0	2:05.426	1	5:49.730	4:47.155	34.524	28.051	97.0	5:49.730		
2	1:44.173	37.712	36.750	29.711	223.6	3:49.599	2	1:36.701	38.025	31.849	26.827	227.4	7:26.431		
3	1:34.228	36.614	30.945	26.669	231.8	5:23.827	3	1:34.556	36.894	31.098	26.564	229.8	9:00.987		
4	1:33.608	36.349	30.807	26.452	230.3	6:57.435	4	1:34.134	36.578	31.014	26.542	228.8	10:35.121		
5	1:33.802	36.441	30.856	26.505	232.3	8:31.237	5	1:33.950	36.418	30.956	26.576	228.8	12:09.071		
6	1:33.527	36.279	30.836	26.412	230.3	10:04.764	6	1:40.912	37.562	34.984	28.366	229.3	13:49.983		
7	1:39.394 B	36.470	30.938	31.986	229.8	11:44.158	7	1:34.302	36.777	31.004	26.521	231.3	15:24.285		
8	3:07.662	2:09.352	31.501	26.809	111.3	14:51.820	8	1:34.212	36.573	31.009	26.630	230.8	16:58.497		
9	1:34.937	37.191	31.102	26.644	227.8	16:26.757	9	1:42.398 B	36.759	31.457	34.182	231.8	18:40.895		
10	1:33.822	36.497	30.912	26.413	228.3	18:00.579									
11	1:33.946	36.441	30.941	26.564	229.8	19:34.525									
12	1:34.273	36.851	30.910	26.512	229.3	21:08.798									
66	Francisco MACEDO						PRT	77	Lenny RIED						DEU
	DXR by Drivex						Tatuus F4 T-421		Monlau Motorsport						Tatuus F4 T-421
1	2:17.361	1:11.252	38.522	27.587	107.1	2:17.361	1	5:46.563	4:44.400	34.335	27.828	95.8	5:46.563		
2	1:41.233	38.797	31.823	30.613	191.5	3:58.594	2	1:35.775	37.287	31.123	27.365	226.4	7:22.338		
3	1:33.929	36.474	30.991	26.464	228.8	5:32.523	3	1:33.723	36.507	30.728	26.488	229.3	8:56.061		
4	1:33.579	36.427	30.811	26.341	231.3	7:06.102	4	1:33.564	36.375	30.760	26.429	230.3	10:29.625		
5	1:33.202	36.101	30.733	26.368	232.8	8:39.304	5	1:33.784	36.515	30.724	26.545	230.8	12:03.409		
6	1:33.720	36.395	30.902	26.423	232.3	10:13.024	6	1:41.388	36.700	34.121	30.567	230.8	13:44.797		
7	1:33.919	36.448	30.934	26.537	229.8	11:46.943	7	1:37.585	37.728	31.887	27.970	197.4	15:22.382		
8	1:40.504	37.124	36.396	26.984	229.3	13:27.447	8	1:34.325	36.825	30.960	26.540	233.8	16:56.707		
9	1:45.232 B	36.476	32.070	36.686	228.8	15:12.679	9	1:33.918	36.694	30.800	26.424	233.3	18:30.625		
10	3:26.936 B	2:19.578	30.905	36.453	115.9	18:39.615	10	1:33.861	36.544	30.752	26.565	231.8	20:04.486		
69	Maximiliano RESTREPO						COL	78	Gabriel GÓMEZ						ITA
	Saintéloc Racing						Tatuus F4 T-421		TC Racing						Tatuus F4 T-421
1	2:03.043	58.097	35.810	29.136	109.6	2:03.043	1	7:33.499	6:31.803	34.296	27.400	97.8	7:33.499		
2	1:45.060	39.388	36.233	29.439	181.5	3:48.103	2	1:35.838	38.057	31.223	26.558	197.4	9:09.337		
3	1:33.902	36.590	30.874	26.438	227.8	5:22.005	3	1:34.069	36.701	30.940	26.428	227.8	10:43.406		
4	1:33.536	36.351	30.747	26.438	227.8	6:55.541	4	1:33.607	36.319	30.916	26.372	227.8	12:17.013		
5	1:33.328	36.331	30.730	26.267	229.8	8:28.869	5	1:33.590	36.422	30.804	26.364	228.8	13:50.603		
6	1:41.162 B	36.342	30.823	33.997	228.3	10:10.031	6	1:39.897	36.965	35.495	27.437	232.8	15:30.500		
7	2:05.126	1:03.088	31.140	30.898	115.4	12:15.157	7	1:33.908	36.472	30.892	26.544	227.8	17:04.408		
8	1:34.107	36.715	30.834	26.558	227.8	13:49.264	8	1:33.849	36.389	31.018	26.442	228.8	18:38.257		
9	1:41.860	36.555	33.785	31.520	227.4	15:31.124	9	1:33.788	36.417	30.875	26.496	226.9	20:12.045		
10	1:39.456 B	36.643	30.839	31.974	229.8	17:10.580									
71	Mattia COLNAGHI						ITA	88	Cristian CANTÚ						MEX
	KCL MP Motorsport						Tatuus F4 T-421		TC Racing						Tatuus F4 T-421
1	2:00.151	57.260	34.687	28.204	108.2	2:00.151	1	7:34.396	6:32.799	34.001	27.596	88.8	7:34.396		
2	1:42.083	40.029	33.673	28.381	199.6	3:42.234	2	1:35.843	38.147	31.066	26.630	190.5	9:10.239		
3	1:33.273	36.311	30.665	26.297	229.8	5:15.507	3	1:34.125	36.651	30.759	26.715	229.8	10:44.364		
4	1:33.411	36.493	30.661	26.257	230.8	6:48.918	4	1:33.810	36.611	30.768	26.431	230.8	12:18.174		
5	1:33.229	36.227	30.554	26.448	231.8	8:22.147	5	1:33.855	36.589	30.819	26.447	229.8	13:52.029		
6	1:38.765 B	36.467	30.697	31.601	230.3	10:00.912	6	1:39.838	36.475	31.473	31.890	230.8	15:31.867		
7	3:42.724	2:41.208	34.613	26.903	91.4	13:43.636	7	1:33.977	36.602	30.964	26.411	231.3	17:05.844		
8	1:35.302	37.747	30.924	26.631	197.1	15:18.938	8	1:33.674	36.523	30.751	26.400	230.8	18:39.518		
9	1:33.373	36.260	30.807	26.306	229.8	16:52.311	9	1:33.967	36.631	30.828	26.508	230.3	20:13.485		
10	1:33.227	36.237	30.746	26.244	231.3	18:25.538									
11	1:32.997	36.117	30.541	26.339	229.3	19:58.535									
12	1:33.376	36.351	30.679	26.346	230.8	21:31.911									
93	Matteo QUINTARELLI						ARE								
	Saintéloc Racing						Tatuus F4 T-421								
1	4:41.233	3:41.989	32.151	27.093	103.5	4:41.233	1	4:41.233	3:41.989	32.151	27.093	103.5	4:41.233		
2	1:36.874	37.096	31.147	28.631	226.9	6:18.107	2	1:36.874	37.096	31.147	28.631	226.9	6:18.107		
3	1:33.281	36.373	30.705	26.203	227.8	7:51.388	3	1:33.281	36.373	30.705	26.203	227.8	7:51.388		
4	1:33.251	36.322	30.748	26.181	228.8	9:24.639	4	1:33.251	36.322	30.748	26.181	228.8	9:24.639		
5	1:33.537	36.305	30.832	26.400	229.3	10:58.176	5	1:33.537	36.305	30.832	26.400	229.3	10:58.176		



F4Spain

ROUND 1 - JARAMA

QUALIFYING PRACTICE 1

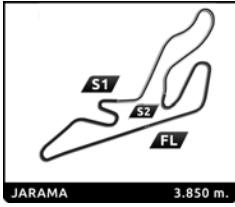
Sector Analysis

— Invalidated Lap ■ Personal Best ■ Session Best B Crossing the pit lane

Lap	Time	Sector 1	Sector 2	Sector 3	T.Spd	Elapsed	Lap	Time	Sector 1	Sector 2	Sector 3	T.Spd	Elapsed
6	1:33.313	36.218	30.812	26.283	228.8	12:31.489							
7	1:33.394	36.382	30.668	26.344	231.8	14:04.883							
8	1:33.679	36.395	30.840	26.444	230.8	15:38.562							
9	1:42.395B	36.409	31.377	34.609	229.8	17:20.957							

99	Thomas STRAUVEN	BEL
	Rodin Motorsport	Tatuus F4 T-421

1	2:01.358	58.946	34.657	27.755	101.0	2:01.358
2	1:43.328	39.895	34.657	28.776	189.8	3:44.686
3	1:33.108	36.208	30.629	26.271	231.8	5:17.794
4	1:33.012	36.213	30.599	26.200	232.8	6:50.806
5	1:33.224	36.214	30.662	26.348	233.8	8:24.030
6	1:39.464B	36.383	30.880	32.201	231.8	10:03.494
7	3:17.818	2:16.777	33.744	27.297	94.7	13:21.312
8	1:38.116	39.644	31.766	26.706	160.7	14:59.428
9	1:33.379	36.394	30.641	26.344	230.8	16:32.807
10	1:33.226	36.112	30.631	26.483	231.3	18:06.033
11	1:32.883	36.132	30.569	26.182	231.3	19:38.916
12	1:33.135	36.215	30.630	26.290	230.8	21:12.051

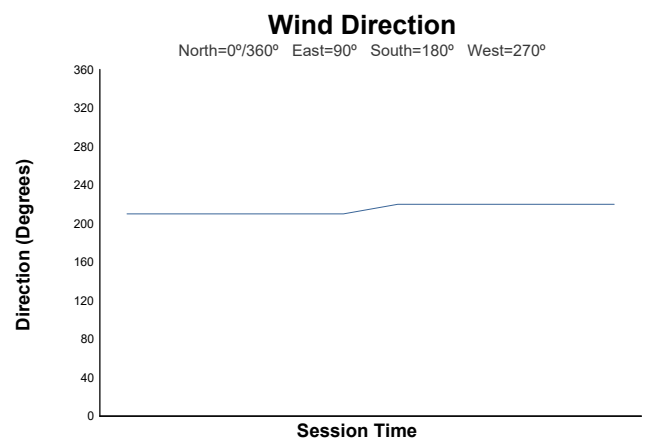
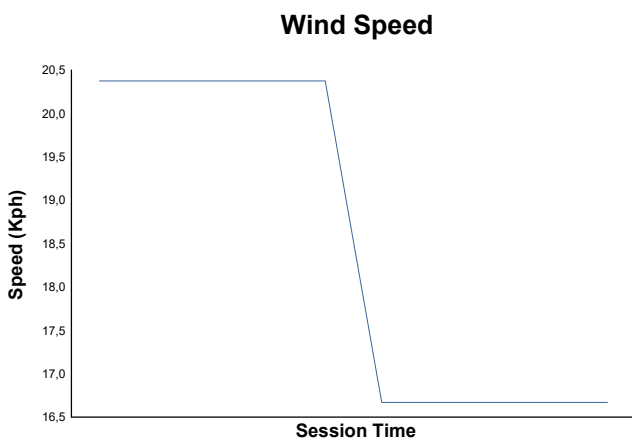
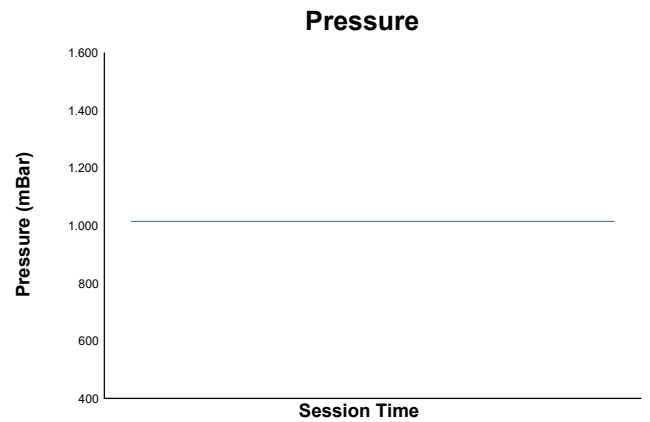
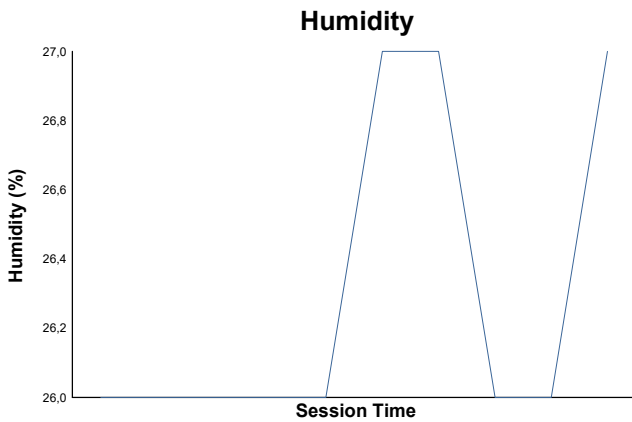
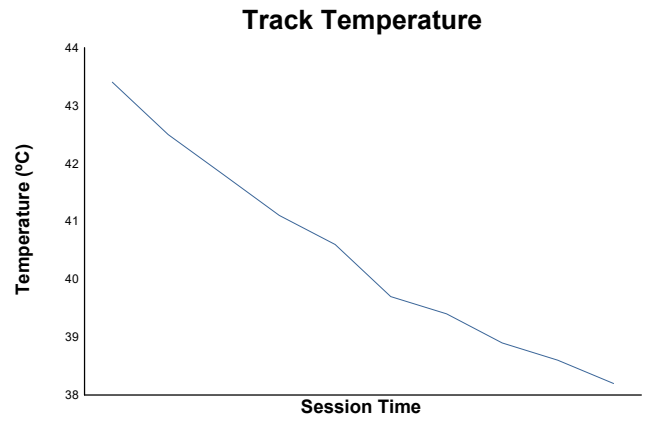
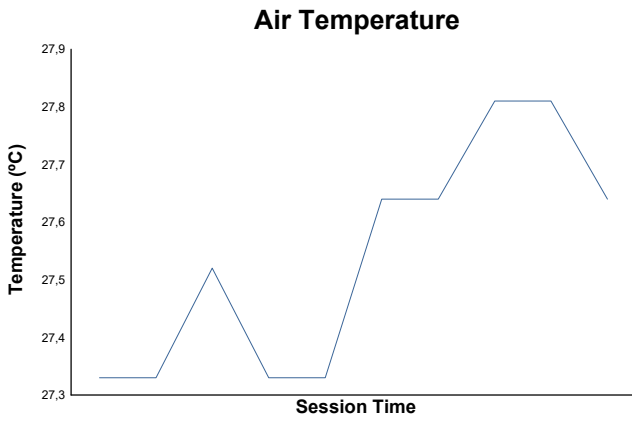


ROUND 1 - JARAMA

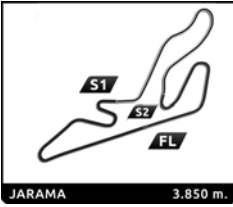
F4Spain

QUALIFYING PRACTICE 1

Weather Report





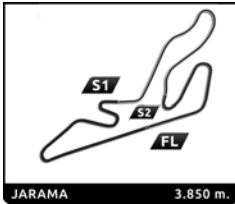
Track Status: **DRY**



F4Spain
ROUND 1 - JARAMA
QUALIFYING PRACTICE 1

Flag Analysis

Flag	Time
 GREEN FLAG	16:05:00.000
 CHEQUERED FLAG	16:25:00.000



F4Spain
ROUND 1 - JARAMA
RACE 1 (30 Minutes +1 Lap)

Final Starting Grid

1:34.351	Matus RYBA	Drivex	19	- 18 -		
1:33.985	Douwe DEDECKER	GRS Team	28	- 17 -	37	CRAM Motorsport Filippo FIORENTINO 1:34.026
1:33.963	Gustaw WISNIEWSKI	Tecnicar	12	- 16 -	11	GRS Team Kirill KUTSOV 1:33.981
1:33.818	Wiktor DOBRZANSKI	Tecnicar	32	- 15 -	74	Monlau Motorsport Rehan HAKIM 1:33.950
1:33.784	Tim GERHARDS	Monlau Motorsport	50	- 14 -	10	Tecnicar Lorenzo CASTILLO 1:33.816
1:33.674	Cristian CANTÚ	TC Racing	88	- 13 -	35	CRAM Motorsport Adam HIDEG 1:33.681
1:33.397	Jan PRZYROWSKI	Griffin Core by Campos	23	- 12 -	78	TC Racing Gabriel GÓMEZ 1:33.590
1:33.552	Mikkel PEDERSEN	Drivex	33	- 11 -	77	Monlau Motorsport Lenny RIED 1:33.564
1:33.452	Juan COTA	Drivex	4	- 10 -	55	Rodin Motorsport Preston LAMBERT 1:33.527
1:33.393	Yevan DAVID	Saintéloc Racing	21	- 9 -	29	DXR by Drivex Daniel NOGALES 1:33.448
1:33.325	Enzo TARNVANICHKUL	Campos Racing	8	- 8 -	69	Saintéloc Racing Maximiliano RESTREPO 1:33.328
1:33.251	Matteo QUINTARELLI	Saintéloc Racing	93	- 7 -	3	MP Motorsport Griffin PEEBLES 1:33.306
1:33.206	René LAMMERS	MP Motorsport	9	- 6 -	18	Griffin Core by Campos Andrés CÁRDENAS 1:33.214
1:33.173	Nathan TYE	Campos Racing	46	- 5 -	66	DXR by Drivex Francisco MACEDO 1:33.202
1:33.134	Ernesto RIVERA	Griffin Core by Campos	24	- 4 -	48	Campos Racing James EGOZI 1:33.142
1:33.030	Peter BOUZINELOS	Rodin Motorsport	22	- 3 -	7	KCL MP Motorsport Maciej GLADYSZ 1:33.124
1:32.883	Thomas STRAUVEN	Rodin Motorsport	99	- 2 -	71	KCL MP Motorsport Mattia COLNAGHI 1:32.997
1:32.815	Lucas FLUXÁ	KCL MP Motorsport	27	- 1 -	14	MP Motorsport Keanu AL AZHARI 1:32.835

Pole

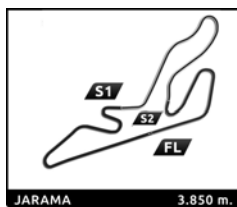
Published at:

Juan B. FONT Noelia FRANCO Carmen SOLÍS

Timekeeper:

Alberto Estébanez





F4Spain

ROUND 1 - JARAMA

RACE 1 (28 Minutes +1 Lap)

Final Classification

No	Driver	Nat	Team	Car	Cl.	Laps	Total Time	Gap	Kph	Best Lap		
										Lap	Time	Kph
1	27 Lucas FLUXÁ	ESP	KCL MP Motorsport	Tatuus F4 T-421	R	11	18:05.579	-	140.4	3	1:33.279	148.6
2	14 Keanu AL AZHARI	ARE	MP Motorsport	Tatuus F4 T-421		11	18:06.771	+1.192	140.3	3	1:33.274	148.6
3	99 Thomas STRAUVEN	BEL	Rodin Motorsport	Tatuus F4 T-421	R	11	18:06.984	+1.405	140.3	3	1:33.250	148.6
4	22 Peter BOUZINELOS	AUS	Rodin Motorsport	Tatuus F4 T-421	R	11	18:07.710	+2.131	140.2	6	1:33.531	148.2
5	7 Maciej GLADYSZ	POL	KCL MP Motorsport	Tatuus F4 T-421	R	11	18:08.105	+2.526	140.1	5	1:33.685	147.9
6	9 René LAMMERS	NLD	MP Motorsport	Tatuus F4 T-421	R	11	18:08.353	+2.774	140.1	3	1:33.442	148.3
7	46 Nathan TYE	GBR	Campos Racing	Tatuus F4 T-421	R	11	18:09.064	+3.485	140.0	5	1:33.730	147.9
8	71 Mattia COLNAGHI	ITA	KCL MP Motorsport	Tatuus F4 T-421	R	11	18:09.548	+3.969	139.9	7	1:33.853	147.7
9	24 Ernesto RIVERA	MEX	Griffin Core by Campos	Tatuus F4 T-421	R	11	18:10.087	+4.508	139.9	3	1:33.691	147.9
10	66 Francisco MACEDO	PRT	DXR by Drivex	Tatuus F4 T-421	R	11	18:10.656	+5.077	139.8	4	1:33.764	147.8
11	18 Andrés CÁRDENAS	PER	Griffin Core by Campos	Tatuus F4 T-421	R	11	18:11.004	+5.425	139.7	6	1:33.864	147.7
12	8 Enzo TARNVANICHKUL	THA	Campos Racing	Tatuus F4 T-421	R	11	18:11.562	+5.983	139.7	3	1:33.736	147.9
13	3 Griffin PEEBLES	ESP	MP Motorsport	Tatuus F4 T-421		11	18:11.639	+6.060	139.7	3	1:33.622	148.0
14	23 Jan PRZYROWSKI	POL	Griffin Core by Campos	Tatuus F4 T-421	R	11	18:11.724	+6.145	139.7	5	1:33.553	148.2
15	21 Yevan DAVID	LKA	Saintéloc Racing	Tatuus F4 T-421	R	11	18:12.180	+6.601	139.6	7	1:34.084	147.3
16	33 Mikkel PEDERSEN	DNK	Drivex	Tatuus F4 T-421		11	18:12.691	+7.112	139.5	4	1:33.995	147.5
17	55 Preston LAMBERT	USA	Rodin Motorsport	Tatuus F4 T-421	R	11	18:13.084	+7.505	139.5	8	1:34.112	147.3
18	78 Gabriel GÓMEZ	ITA	TC Racing	Tatuus F4 T-421	R	11	18:13.675	+8.096	139.4	3	1:33.904	147.6
19	4 Juan COTA	ESP	Drivex	Tatuus F4 T-421		11	18:14.436	+8.857	139.3	4	1:34.532	146.6
20	11 Kirill KUTSKOV	KGZ	GRS Team	Tatuus F4 T-421	R	11	18:14.839	+9.260	139.3	6	1:34.386	146.8
21	69 Maximiliano RESTREPO	COL	Saintéloc Racing	Tatuus F4 T-421		11	18:15.037	+9.458	139.2	6	1:34.259	147.0
22	10 Lorenzo CASTILLO	MEX	Tecnicar	Tatuus F4 T-421	R	11	18:15.706	+10.127	139.1	6	1:34.610	146.5
23	35 Adam HIDEG	HUN	CRAM Motorsport	Tatuus F4 T-421	R	11	18:17.680	+12.101	138.9	6	1:34.713	146.3
24	28 Douwe DEDECKER	BEL	GRS Team	Tatuus F4 T-421		11	18:17.805	+12.226	138.9	6	1:34.325	146.9
25	19 Matus RYBA	SVK	Drivex	Tatuus F4 T-421	R	11	18:18.114	+12.535	138.8	6	1:34.693	146.4
26	12 Gustaw WISNIEWSKI	POL	Tecnicar	Tatuus F4 T-421	R	11	18:18.795	+13.216	138.8	6	1:34.169	147.2
27	77 Lenny RIED	DEU	Monlau Motorsport	Tatuus F4 T-421	R	11	18:18.920	+13.341	138.7	4	1:34.218	147.1
28	88 Cristian CANTÚ	MEX	TC Racing	Tatuus F4 T-421		11	18:19.060	+13.481	138.7	5	1:34.172	147.2
29	74 Rehan HAKIM	DEU	Monlau Motorsport	Tatuus F4 T-421	R	11	18:19.553	+13.974	138.7	8	1:34.245	147.1
30	32 Wiktor DOBRZANSKI	POL	Tecnicar	Tatuus F4 T-421	R	11	18:20.897	+15.318	138.5	4	1:34.422	146.8
31	37 Filippo FIORENTINO	BRA	CRAM Motorsport	Tatuus F4 T-421	R	11	18:21.593	+16.014	138.4	6	1:34.545	146.6
32	93 Matteo QUINTARELLI	ARE	Saintéloc Racing	Tatuus F4 T-421		11	18:22.173	+16.594	138.3	6	1:33.732	147.9
33	50 Tim GERHARDS	NLD	Monlau Motorsport	Tatuus F4 T-421	R	11	18:56.720	+51.141	134.1	6	1:34.395	146.8
34	29 Daniel NOGALES	ESP	DXR by Drivex	Tatuus F4 T-421		10	18:20.730	1 Lap	125.9	5	1:33.962	147.5

Not classified

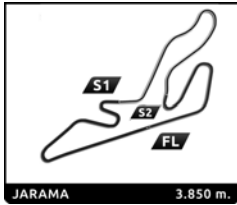
48 James EGOZI ITA Campos Racing Tatuus F4 T-421 2 3:35.730

Pole Position:	Lucas FLUXÁ	1:32.815	149.3 Kph
Fastest Lap:	Lap3 Thomas STRAUVEN	1:33.250	148.6 Kph

Published at:

Track Status: **DRY**

Juan B. FONT Noelia FRANCO Carmen SOLÍS	Timekeeper: Alberto Estébanez 
---	--



F4Spain
ROUND 1 - JARAMA
RACE 1 (28 Minutes +1 Lap)

Final Classification by Class

R	No	Driver	Nat	Team	Car	Laps	Total Time	Gap	Kph	Best Lap		
										Lap	Time	Kph
1	27	Lucas FLUXÁ	ESP	KCL MP Motorsport	Tatuus F4 T-421	11	18:05.579		140.4	3	1:33.279	148.6
2	99	Thomas STRAUVEN	BEL	Rodin Motorsport	Tatuus F4 T-421	11	18:06.984	+1.405	140.3	3	1:33.250	148.6
3	22	Peter BOUZINELOS	AUS	Rodin Motorsport	Tatuus F4 T-421	11	18:07.710	+2.131	140.2	6	1:33.531	148.2
4	7	Maciej GLADYSZ	POL	KCL MP Motorsport	Tatuus F4 T-421	11	18:08.105	+2.526	140.1	5	1:33.685	147.9
5	9	René LAMMERS	NLD	MP Motorsport	Tatuus F4 T-421	11	18:08.353	+2.774	140.1	3	1:33.442	148.3
6	46	Nathan TYE	GBR	Campos Racing	Tatuus F4 T-421	11	18:09.064	+3.485	140.0	5	1:33.730	147.9
7	71	Mattia COLNAGHI	ITA	KCL MP Motorsport	Tatuus F4 T-421	11	18:09.548	+3.969	139.9	7	1:33.853	147.7
8	24	Ernesto RIVERA	MEX	Griffin Core by Campos	Tatuus F4 T-421	11	18:10.087	+4.508	139.9	3	1:33.691	147.9
9	66	Francisco MACEDO	PRT	DXR by Drivex	Tatuus F4 T-421	11	18:10.656	+5.077	139.8	4	1:33.764	147.8
10	8	Enzo TARNVANICHKUL	THA	Campos Racing	Tatuus F4 T-421	11	18:11.562	+5.983	139.7	3	1:33.736	147.9
11	23	Jan PRZYROWSKI	POL	Griffin Core by Campos	Tatuus F4 T-421	11	18:11.724	+6.145	139.7	5	1:33.553	148.2
12	21	Yevan DAVID	LKA	Saintéloc Racing	Tatuus F4 T-421	11	18:12.180	+6.601	139.6	7	1:34.084	147.3
13	55	Preston LAMBERT	USA	Rodin Motorsport	Tatuus F4 T-421	11	18:13.084	+7.505	139.5	8	1:34.112	147.3
14	78	Gabriel GÓMEZ	ITA	TC Racing	Tatuus F4 T-421	11	18:13.675	+8.096	139.4	3	1:33.904	147.6
15	11	Kirill KUTSKOV	KGZ	GRS Team	Tatuus F4 T-421	11	18:14.839	+9.260	139.3	6	1:34.386	146.8
16	10	Lorenzo CASTILLO	MEX	Tecnicar	Tatuus F4 T-421	11	18:15.706	+10.127	139.1	6	1:34.610	146.5
17	35	Adam HIDEG	HUN	CRAM Motorsport	Tatuus F4 T-421	11	18:17.680	+12.101	138.9	6	1:34.713	146.3
18	19	Matus RYBA	SVK	Drivex	Tatuus F4 T-421	11	18:18.114	+12.535	138.8	6	1:34.693	146.4
19	12	Gustaw WISNIEWSKI	POL	Tecnicar	Tatuus F4 T-421	11	18:18.795	+13.216	138.8	6	1:34.169	147.2
20	77	Lenny RIED	DEU	Monlau Motorsport	Tatuus F4 T-421	11	18:18.920	+13.341	138.7	4	1:34.218	147.1
21	74	Rehan HAKIM	DEU	Monlau Motorsport	Tatuus F4 T-421	11	18:19.553	+13.974	138.7	8	1:34.245	147.1
22	32	Wiktor DOBRZANSKI	POL	Tecnicar	Tatuus F4 T-421	11	18:20.897	+15.318	138.5	4	1:34.422	146.8
23	37	Filippo FIORENTINO	BRA	CRAM Motorsport	Tatuus F4 T-421	11	18:21.593	+16.014	138.4	6	1:34.545	146.6
24	50	Tim GERHARDS	NLD	Monlau Motorsport	Tatuus F4 T-421	11	18:56.720	+51.141	134.1	6	1:34.395	146.8

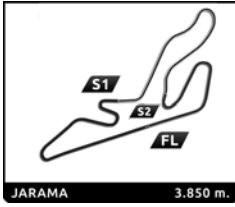
Published at:

Track Status: **DRY**

Juan B. FONT Noelia FRANCO Carmen SOLÍS

Timekeeper:
Alberto Estébanez

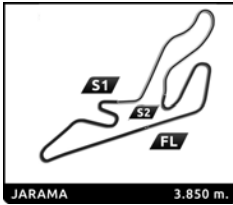




F4Spain ROUND 1 - JARAMA RACE 1

Best Sector Times

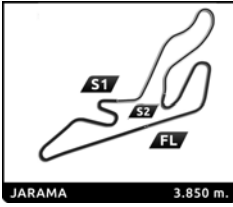
Sector 1			Sector 2			Sector 3			Ideal Lap	Best Lap
Pos	No Driver	Time	No Driver	Time	No Driver	Time	Pos	No Driver		
1	14 K.AL AZHARI	36.120	99 T.STRAUVEN	30.645	27 L.FLUXÁ	26.226	1	99 T.STRAUVEN	1:33.074	1:33.250 (1)
2	99 T.STRAUVEN	36.179	23 J.PRZYROWSKI	30.679	99 T.STRAUVEN	26.250	2	14 K.AL AZHARI	1:33.176	1:33.274 (2)
3	22 P.BOUZINELOS	36.186	71 M.COLNAGHI	30.703	14 K.AL AZHARI	26.315	3	27 L.FLUXÁ	1:33.206	1:33.279 (3)
4	27 L.FLUXÁ	36.257	27 L.FLUXÁ	30.723	9 R.LAMMERS	26.350	4	9 R.LAMMERS	1:33.418	1:33.442 (4)
5	3 G.PEEBLES	36.300	14 K.AL AZHARI	30.741	7 M.GLADYSZ	26.387	5	23 J.PRZYROWSKI	1:33.475	1:33.553 (6)
6	9 R.LAMMERS	36.316	9 R.LAMMERS	30.752	22 P.BOUZINELOS	26.392	6	22 P.BOUZINELOS	1:33.507	1:33.531 (5)
7	46 N.TYE	36.316	77 L.RIED	30.788	8 E.TARNVANICHKUL	26.399	7	3 G.PEEBLES	1:33.566	1:33.622 (7)
8	66 F.MACEDO	36.337	46 N.TYE	30.800	21 Y.DAVID	26.409	8	7 M.GLADYSZ	1:33.586	1:33.685 (8)
9	24 E.RIVERA	36.344	8 E.TARNVANICHKUL	30.841	93 M.QUINTARELLI	26.414	9	46 N.TYE	1:33.589	1:33.730 (10)
10	55 P.LAMBERT	36.347	3 G.PEEBLES	30.849	3 G.PEEBLES	26.417	10	71 M.COLNAGHI	1:33.610	1:33.853 (14)
11	7 M.GLADYSZ	36.349	7 M.GLADYSZ	30.850	18 A.CÁRDENAS	26.417	11	24 E.RIVERA	1:33.639	1:33.691 (9)
12	23 J.PRZYROWSKI	36.350	24 E.RIVERA	30.853	24 E.RIVERA	26.442	12	93 M.QUINTARELLI	1:33.657	1:33.732 (11)
13	93 M.QUINTARELLI	36.372	66 F.MACEDO	30.869	71 M.COLNAGHI	26.444	13	66 F.MACEDO	1:33.668	1:33.764 (13)
14	18 A.CÁRDENAS	36.411	55 P.LAMBERT	30.871	23 J.PRZYROWSKI	26.446	14	8 E.TARNVANICHKUL	1:33.678	1:33.736 (12)
15	29 D.NOGALES	36.434	93 M.QUINTARELLI	30.871	66 F.MACEDO	26.462	15	18 A.CÁRDENAS	1:33.730	1:33.864 (15)
16	8 E.TARNVANICHKUL	36.438	78 G.GÓMEZ	30.884	74 R.HAKIM	26.471	16	55 P.LAMBERT	1:33.799	1:34.112 (20)
17	69 M.RESTREPO	36.442	18 A.CÁRDENAS	30.902	46 N.TYE	26.473	17	78 G.GÓMEZ	1:33.839	1:33.904 (16)
18	71 M.COLNAGHI	36.463	33 M.PEDERSEN	30.909	78 G.GÓMEZ	26.477	18	21 Y.DAVID	1:33.864	1:34.084 (19)
19	21 Y.DAVID	36.473	50 T.GERHARDS	30.922	29 D.NOGALES	26.491	19	29 D.NOGALES	1:33.891	1:33.962 (17)
20	78 G.GÓMEZ	36.478	22 P.BOUZINELOS	30.929	88 C.CANTÚ	26.507	20	33 M.PEDERSEN	1:33.964	1:33.995 (18)
21	12 G.WISNIEWSKI	36.485	11 K.KUTSOV	30.953	69 M.RESTREPO	26.540	21	69 M.RESTREPO	1:34.020	1:34.259 (25)
22	33 M.PEDERSEN	36.494	29 D.NOGALES	30.966	33 M.PEDERSEN	26.561	22	77 L.RIED	1:34.058	1:34.218 (23)
23	74 R.HAKIM	36.508	88 C.CANTÚ	30.980	50 T.GERHARDS	26.575	23	74 R.HAKIM	1:34.087	1:34.245 (24)
24	28 D.DEDECKER	36.523	21 Y.DAVID	30.982	55 P.LAMBERT	26.581	24	88 C.CANTÚ	1:34.115	1:34.172 (22)
25	10 L.CASTILLO	36.562	4 J.COTA	31.010	12 G.WISNIEWSKI	26.599	25	12 G.WISNIEWSKI	1:34.129	1:34.169 (21)
26	77 L.RIED	36.612	69 M.RESTREPO	31.038	4 J.COTA	26.605	26	11 K.KUTSOV	1:34.247	1:34.386 (27)
27	88 C.CANTÚ	36.628	12 G.WISNIEWSKI	31.045	11 K.KUTSOV	26.625	27	50 T.GERHARDS	1:34.269	1:34.395 (28)
28	32 W.DOBZANSKI	36.635	32 W.DOBZANSKI	31.046	10 L.CASTILLO	26.630	28	28 D.DEDECKER	1:34.270	1:34.325 (26)
29	11 K.KUTSOV	36.669	28 D.DEDECKER	31.081	19 M.RYBA	26.649	29	10 L.CASTILLO	1:34.374	1:34.610 (32)
30	35 A.HIDEG	36.688	74 R.HAKIM	31.108	77 L.RIED	26.658	30	32 W.DOBZANSKI	1:34.386	1:34.422 (29)
31	37 F.FIORENTINO	36.710	37 F.FIORENTINO	31.108	28 D.DEDECKER	26.666	31	4 J.COTA	1:34.407	1:34.532 (30)
32	19 M.RYBA	36.755	35 A.HIDEG	31.170	35 A.HIDEG	26.668	32	37 F.FIORENTINO	1:34.499	1:34.545 (31)
33	50 T.GERHARDS	36.772	10 L.CASTILLO	31.182	37 F.FIORENTINO	26.681	33	35 A.HIDEG	1:34.526	1:34.713 (34)
34	4 J.COTA	36.792	19 M.RYBA	31.220	32 W.DOBZANSKI	26.705	34	19 M.RYBA	1:34.624	1:34.693 (33)



F4Spain ROUND 1 - JARAMA RACE 1

Best Top Speed

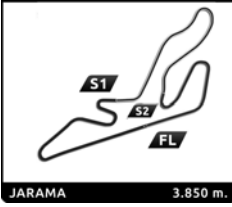
No Driver	Team	Class	Top 1		Top 2		Top 3		Top 4		Top 5		Avg	
			Kph	Lap	Kph	Lap	Kph	Lap	Kph	Lap	Kph	Lap		
23	Jan PRZYROWSKI	Griffin Core by Campos	R	239.5	2	236.8	7	235.8	9	235.8	5	235.3	4	236,6
33	Mikkel PEDERSEN	Drivex		238.9	2	235.3	11	234.8	3	233.8	6	233.8	5	235,3
50	Tim GERHARDS	Monlau Motorsport	R	238.9	2	237.9	4	237.4	3	234.8	7	234.3	5	236,7
3	Griffin PEEBLES	MP Motorsport		238.4	2	236.3	4	234.8	5	234.3	9	234.3	7	235,6
8	Enzo TARNVANICHKUL	Campos Racing	R	237.4	3	235.3	6	235.3	2	234.8	7	234.3	9	235,4
46	Nathan TYE	Campos Racing	R	237.4	11	234.8	6	233.8	5	233.8	3	233.3	9	234,6
24	Ernesto RIVERA	Griffin Core by Campos	R	236.8	2	235.8	11	235.8	9	234.8	7	234.8	4	235,6
77	Lenny RIED	Monlau Motorsport	R	236.8	6	235.8	9	233.8	5	233.3	8	233.3	7	234,6
4	Juan COTA	Drivex		236.3	11	233.3	4	232.3	8	231.8	5	231.8	3	233,1
71	Mattia COLNAGHI	KCL MP Motorsport	R	236.3	2	234.8	3	233.3	11	232.3	5	231.8	6	233,7
18	Andrés CÁRDENAS	Griffin Core by Campos		235.8	8	235.8	6	235.8	2	234.8	9	234.8	3	235,4
29	Daniel NOGALES	DXR by Drivex		235.8	2	233.3	3	232.8	5	232.8	4	229.8	10	232,9
55	Preston LAMBERT	Rodin Motorsport	R	235.8	4	234.8	5	234.3	6	233.8	11	233.8	2	234,5
7	Maciej GLADYSZ	KCL MP Motorsport	R	235.3	2	233.3	5	233.3	3	232.8	4	232.3	6	233,4
21	Yevan DAVID	Saintéloc Racing	R	235.3	2	232.3	11	231.3	4	230.8	3	230.3	9	232,0
32	Wiktor DOBRZANSKI	Tecnicar	R	235.3	6	235.3	3	234.8	2	234.3	8	233.8	11	234,7
10	Lorenzo CASTILLO	Tecnicar	R	234.8	5	233.3	3	233.3	2	232.3	9	232.3	8	233,2
78	Gabriel GÓMEZ	TC Racing	R	234.8	3	234.8	2	233.8	11	233.8	6	233.3	5	234,1
69	Maximiliano RESTREPO	Saintéloc Racing		234.3	2	233.3	4	232.8	9	232.3	11	232.3	8	233,0
93	Matteo QUINTARELLI	Saintéloc Racing		234.3	11	232.8	2	230.8	4	228.8	3	227.8	10	230,9
14	Keanu AL AZHARI	MP Motorsport		233.8	11	233.8	2	231.8	3	230.8	4	230.3	9	232,1
28	Douwe DEDECKER	GRS Team		233.8	9	232.3	4	231.3	2	230.8	8	230.8	7	231,8
35	Adam HIDEG	CRAM Motorsport	R	233.8	4	233.8	3	232.3	5	232.3	2	229.8	9	232,4
48	James EGOZI	Campos Racing		233.8	2									233,8
88	Cristian CANTÚ	TC Racing		233.8	6	233.3	9	233.3	5	232.3	7	231.8	11	232,9
9	René LAMMERS	MP Motorsport	R	233.3	5	232.8	8	232.3	11	231.8	7	231.8	4	232,4
12	Gustaw WISNIEWSKI	Tecnicar	R	233.3	3	232.8	7	232.8	4	232.8	2	231.8	8	232,7
22	Peter BOUZINELOS	Rodin Motorsport	R	233.3	2	232.8	6	232.8	3	232.3	5	231.8	9	232,6
66	Francisco MACEDO	DXR by Drivex	R	233.3	6	233.3	5	233.3	3	232.8	11	232.8	7	233,1
11	Kirill KUTSOV	GRS Team	R	232.8	9	232.8	8	232.3	2	231.8	7	231.8	3	232,3
19	Matus RYBA	Drivex	R	232.8	3	232.3	7	232.3	6	231.8	8	231.8	4	232,2
37	Filippo FIORENTINO	CRAM Motorsport	R	232.8	2	230.3	11	230.3	3	227.8	9	227.4	7	229,7
99	Thomas STRAUVEN	Rodin Motorsport	R	232.3	9	232.3	6	232.3	3	231.8	7	231.8	2	232,1
74	Rehan HAKIM	Monlau Motorsport	R	231.3	9	231.3	8	231.3	4	231.3	2	230.8	11	231,2
27	Lucas FLUXÁ	KCL MP Motorsport	R	228.3	3	228.3	2	227.8	9	227.8	6	227.8	5	228,0



F4Spain
ROUND 1 - JARAMA
RACE 1

Lap Chart

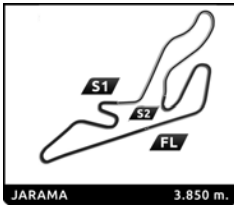
No	Pos	Grid	Lap											
			1	2	3	4	5	6	7	8	9	10	11	
27	1	27	27	27	27	27	27	27	27	27	27	27	27	27
14	2	14	99	99	99	99	99	99	99	99	99	99	99	14
99	3	99	14	14	14	14	14	14	14	14	14	14	14	99
71	4	71	22	22	22	22	22	22	22	22	22	22	22	22
22	5	22	7	7	7	7	7	7	7	7	7	7	7	7
7	6	7	71	71	71	71	71	71	9	9	9	9	9	9
24	7	24	24	24	24	24	24	9	9	71	71	71	71	46
48	8	48	46	9	9	9	9	46	46	46	46	46	46	71
46	9	46	9	46	46	46	46	24	24	24	24	24	24	24
66	10	66	66	66	66	66	66	66	66	66	66	66	66	66
9	11	9	18	18	18	18	18	18	18	18	18	18	18	18
18	12	18	3	3	3	3	3	3	3	3	3	3	3	8
93	13	93	8	8	8	8	8	8	8	8	8	8	8	3
3	14	3	29	29	29	29	29	21	21	21	23	23	23	23
8	15	8	48	21	21	21	21	33	23	23	21	21	21	21
69	16	69	93	33	33	33	33	23	33	33	33	33	33	33
21	17	21	21	4	4	4	23	55	55	55	55	55	55	55
29	18	29	4	55	55	23	4	78	78	78	78	78	78	78
4	19	4	33	23	23	55	55	4	4	4	4	4	4	4
55	20	55	55	69	69	69	78	69	69	11	11	11	11	11
33	21	33	23	11	78	78	69	11	11	50	69	69	69	69
77	22	77	69	78	11	11	11	50	50	69	10	10	10	10
23	23	23	11	50	50	50	50	35	35	35	35	35	35	35
78	24	78	78	10	10	35	35	10	10	10	19	19	19	28
88	25	88	50	35	35	10	10	19	19	19	28	28	28	19
35	26	35	10	19	19	19	19	28	28	28	12	12	12	12
50	27	50	19	28	12	28	28	12	12	12	77	77	77	77
10	28	10	35	12	28	12	12	77	77	77	88	88	88	88
32	29	32	28	37	32	32	32	88	88	88	74	74	74	74
74	30	74	12	32	77	77	77	29	74	74	32	32	32	32
12	31	12	32	77	88	88	88	74	32	32	37	37	37	37
11	32	11	37	88	74	74	74	32	37	37	93	93	93	93
28	33	28	77	74	93	93	37	37	93	93	50	50	50	50
37	34	37	88	93	37	37	93	93	29	29	29	29	29	29
19	35	19	74	48										



F4Spain
ROUND 1 - JARAMA
RACE 1

Fastest Lap Sequence

Elapsed	No Driver	Team	Car	Class	Time	Kph	Lap
3:07.558	27 Lucas FLUXÁ	KCL MP Motorsport	Tatuus F4 T-421	R	1:33.494	148.2	2
3:08.552	99 Thomas STRAUVEN	Rodin Motorsport	Tatuus F4 T-421	R	1:33.381	148.4	2
4:40.837	27 Lucas FLUXÁ	KCL MP Motorsport	Tatuus F4 T-421	R	1:33.279	148.6	3
4:41.802	99 Thomas STRAUVEN	Rodin Motorsport	Tatuus F4 T-421	R	1:33.250	148.6	3

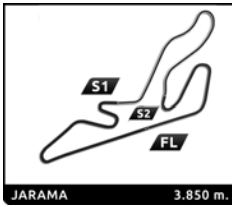


F4Spain ROUND 1 - JARAMA RACE 1

Analysis by lap

Lapped ■

No	Lap Time	Gap	No	Lap Time	Gap	No	Lap Time	Gap	No	Lap Time	Gap	No	Lap Time	Gap		
Lap 1																
27	1:34.064	0.000	23	1:35.067	9.482	99	1:33.515	0.976	50	1:34.488	16.888	9	1:33.792	6.424		
99	1:35.171	1.107	69	1:35.371	10.139	14	1:33.594	1.747	35	1:34.728	17.439	46	1:33.821	7.146		
14	1:35.434	1.370	11	1:35.334	11.594	22	1:33.665	3.266	10	1:34.987	18.109	24	1:33.884	7.625		
22	1:36.115	2.051	78	1:35.305	11.939	7	1:33.831	3.724	19	1:34.918	18.579	66	1:34.405	8.609		
7	1:36.422	2.358	50	1:35.447	12.273	71	1:34.076	4.568	28	1:35.095	19.813	18	1:34.063	8.987		
71	1:36.671	2.607	10	1:35.382	12.812	24	1:34.171	4.954	12	1:35.525	20.323	3	1:34.019	9.381		
24	1:36.979	2.915	35	1:35.291	13.062	9	1:34.119	5.299	32	1:35.431	20.773	8	1:34.164	10.237		
46	1:37.642	3.578	19	1:35.993	13.552	46	1:33.916	5.916	77	1:34.616	20.951	21	1:34.084	12.208		
9	1:38.233	4.169	28	1:36.417	14.302	66	1:33.764	6.451	88	1:34.172	21.590	23	1:33.772	12.773		
66	1:39.032	4.968	12	1:36.046	14.498	18	1:34.013	7.342	74	1:34.414	24.363	33	1:34.982	13.699		
18	1:39.293	5.229	37	1:36.160	15.054	3	1:34.169	7.628	37	1:34.597	35.419	55	1:34.530	16.347		
3	1:39.452	5.388	32	1:36.858	15.501	8	1:34.068	8.132	93	2:05.667	1:02.049	78	1:35.278	17.185		
8	1:39.691	5.627	77	1:34.580	17.674	29	1:34.008	8.809	Lap 6					4	1:35.568	17.615
29	1:40.029	5.965	88	1:35.083	18.894	21	1:34.192	9.553	27	1:33.394		69	1:35.602	17.880		
48	1:40.302	6.238	74	1:34.852	21.203	33	1:33.995	10.476	99	1:33.427	1.002	11	1:34.788	18.559		
93	1:40.394	6.330	93	1:49.910	22.746	4	1:34.532	11.588	14	1:33.459	1.904	50	1:34.810	19.239		
21	1:40.602	6.538	48	1:55.428	28.172	23	1:34.161	11.837	22	1:33.531	3.750	35	1:35.160	20.458		
4	1:40.885	6.821	Lap 3					55	1:34.880	12.421	7	1:33.821	4.475	10	1:35.031	20.896
33	1:41.220	7.156	27	1:33.279		69	1:35.082	13.089	71	1:33.938	5.703	19	1:34.951	21.369		
55	1:41.760	7.696	99	1:33.250	0.965	78	1:34.127	13.187	9	1:33.666	6.092	28	1:34.650	21.934		
23	1:41.973	7.909	14	1:33.274	1.657	11	1:34.937	14.988	46	1:33.894	6.785	12	1:34.549	22.187		
69	1:42.326	8.262	22	1:33.751	3.105	50	1:35.390	15.761	24	1:34.882	7.201	77	1:34.397	23.044		
11	1:43.818	9.754	7	1:33.716	3.397	35	1:34.842	16.072	66	1:33.980	7.664	88	1:34.417	24.245		
78	1:44.192	10.128	11	1:33.894	3.996	10	1:35.582	16.483	18	1:33.864	8.384	74	1:34.379	26.422		
50	1:44.384	10.320	24	1:33.691	4.287	19	1:35.197	17.022	3	1:33.944	8.822	32	1:34.704	27.191		
10	1:44.988	10.924	9	1:33.442	4.684	28	1:35.357	18.079	8	1:34.142	9.533	37	1:34.777	37.887		
19	1:45.117	11.053	46	1:34.143	5.504	12	1:35.934	18.159	21	1:34.604	11.584	93	1:33.982	1:02.909		
35	1:45.329	11.265	66	1:33.791	6.191	32	1:34.422	18.703	33	1:34.395	12.177	Lap 8				
28	1:45.443	11.379	18	1:33.918	6.833	77	1:34.218	19.696	23	1:33.826	12.461	27	1:33.358			
12	1:46.010	11.946	3	1:33.622	6.963	88	1:34.256	20.779	55	1:35.084	15.277	99	1:33.369	0.973		
32	1:46.201	12.137	8	1:33.736	7.568	74	1:34.492	23.310	78	1:34.496	15.367	14	1:33.326	1.857		
37	1:46.452	12.388	29	1:33.964	8.305	93	1:39.823	29.743	4	1:35.885	15.507	22	1:33.754	4.319		
77	1:50.652	16.588	21	1:34.096	8.865	37	1:34.780	34.183	69	1:34.259	15.738	7	1:33.950	5.415		
88	1:51.369	17.305	33	1:34.281	9.985	Lap 5					11	1:34.386	17.231	9	1:33.626	6.692
74	1:53.909	19.845	4	1:34.733	10.560	27	1:33.361		50	1:34.395	17.889	71	1:34.102	6.840		
Lap 2																
27	1:33.494		55	1:34.932	11.045	99	1:33.354	0.969	35	1:34.713	18.758	46	1:33.827	7.615		
99	1:33.381	0.994	23	1:34.977	11.180	14	1:33.453	1.839	10	1:34.610	19.325	24	1:33.790	8.057		
14	1:33.786	1.662	69	1:34.651	11.511	22	1:33.708	3.613	19	1:34.693	19.878	66	1:34.543	9.794		
22	1:34.076	2.633	78	1:33.904	12.564	7	1:33.685	4.048	28	1:34.325	20.744	18	1:34.477	10.106		
7	1:34.096	2.960	11	1:35.240	13.555	71	1:33.952	5.159	12	1:34.169	21.098	3	1:34.373	10.396		
71	1:34.268	3.381	50	1:34.881	13.875	24	1:34.120	5.713	77	1:34.550	22.107	8	1:34.276	11.155		
24	1:34.454	3.875	10	1:34.872	14.405	9	1:33.882	5.820	88	1:35.092	23.288	21	1:34.143	12.993		
9	1:33.846	4.521	35	1:34.951	14.734	46	1:33.730	6.285	29	1:47.804	23.820	23	1:33.921	13.336		
46	1:34.556	4.640	19	1:35.056	15.329	66	1:33.988	7.078	74	1:34.534	25.503	33	1:34.665	15.006		
66	1:34.205	5.679	12	1:34.510	15.729	18	1:33.933	7.914	32	1:38.568	25.947	55	1:34.112	17.101		
18	1:34.459	6.194	28	1:35.203	16.226	3	1:34.005	8.272	37	1:34.545	36.570	78	1:34.122	17.949		
3	1:34.726	6.620	32	1:35.563	17.785	8	1:34.014	8.785	93	1:33.732	1:02.387	4	1:35.174	19.431		
8	1:34.978	7.111	77	1:34.587	18.982	29	1:33.962	9.410	Lap 7					11	1:34.771	19.972
29	1:35.149	7.620	88	1:34.412	20.027	21	1:34.182	10.374	27	1:33.460		50	1:34.730	20.611		
21	1:35.004	8.048	74	1:34.398	22.322	33	1:34.061	11.176	99	1:33.420	0.962	69	1:36.406	20.928		
33	1:35.321	8.983	93	1:33.957	23.424	23	1:33.553	12.029	14	1:33.445	1.889	35	1:35.564	22.664		
4	1:35.779	9.106	37	1:51.132	32.907	4	1:34.789	13.016	22	1:33.633	3.923	10	1:35.441	22.979		
55	1:35.190	9.392	Lap 4					55	1:34.527	13.587	7	1:33.808	4.823	19	1:35.118	23.129
Lap 4																
27	1:33.504		78	1:34.439	14.265	69	1:35.145	14.873	71	1:33.853	6.096	28	1:34.757	23.333		
Lap 5																
11	1:34.612	16.239	Lap 5											77	1:34.661	24.347

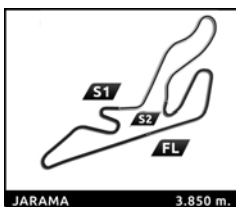


F4Spain ROUND 1 - JARAMA RACE 1

Analysis by lap








Lapped ■

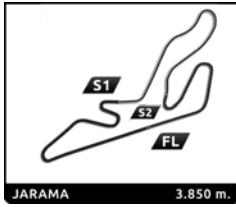
No	Lap Time	Gap	No	Lap Time	Gap	No	Lap Time	Gap	No	Lap Time	Gap	No	Lap Time	Gap
88	1:34.360	25.247	8	2:21.913	4.329	50	1:34.809	51.141						
74	1:34.245	27.309	23	2:21.656	4.969									
32	1:34.879	28.712	21	2:20.949	5.376									
29	3:19.859	1 Lap	33	2:19.801	5.786									
37	1:35.410	39.939	55	2:18.987	6.358									
93	1:34.018	1:03.569	78	2:18.287	6.689									
Lap 9			4	2:16.768	6.930									
27	1:33.585		11	2:17.074	7.690									
99	1:33.625	1.013	69	2:15.789	8.201									
14	1:34.009	2.281	10	2:14.816	8.632									
22	1:34.109	4.843	35	2:13.155	9.280									
7	1:33.948	5.778	19	2:13.163	9.711									
9	1:33.722	6.829	28	2:12.507	9.862									
71	1:34.516	7.771	12	2:12.637	10.613									
46	1:33.973	8.003	77	2:12.183	10.766									
24	1:34.083	8.555	88	2:11.927	11.444									
66	1:35.246	11.455	74	2:11.978	12.460									
18	1:35.357	11.878	32	2:11.590	12.847									
3	1:35.760	12.571	29	2:06.396	1 Lap									
8	1:35.339	12.909	37	2:02.982	14.484									
23	1:34.055	13.806	93	1:40.617	15.048									
21	1:35.512	14.920	50	1:34.793	49.919									
33	1:35.057	16.478	Lap 11											
55	1:34.348	17.864	27	1:33.587										
78	1:34.531	18.895	14	1:34.062	1.192									
4	1:34.809	20.655	99	1:34.477	1.405									
11	1:34.722	21.109	22	1:34.439	2.131									
69	1:35.562	22.905	7	1:34.669	2.526									
10	1:34.915	24.309	9	1:34.457	2.774									
35	1:37.539	26.618	46	1:34.611	3.485									
19	1:37.497	27.041	71	1:35.287	3.969									
28	1:38.100	27.848	24	1:35.266	4.508									
12	1:38.219	28.469	66	1:35.334	5.077									
77	1:38.314	29.076	18	1:35.523	5.425									
88	1:38.348	30.010	8	1:35.241	5.983									
74	1:37.251	30.975	3	1:35.763	6.060									
32	1:36.623	31.750	23	1:34.763	6.145									
29	1:34.888	1 Lap	21	1:34.812	6.601									
37	1:35.641	41.995	33	1:34.913	7.112									
93	1:34.940	1:04.924	55	1:34.734	7.505									
50	2:58.593	1:45.619	78	1:34.994	8.096									
Lap 10			4	1:35.514	8.857									
27	2:30.493		11	1:35.157	9.260									
99	2:29.995	0.515	69	1:34.844	9.458									
14	2:28.929	0.717	10	1:35.082	10.127									
22	2:26.929	1.279	35	1:36.408	12.101									
7	2:26.159	1.444	28	1:35.951	12.226									
9	2:25.568	1.904	19	1:36.411	12.535									
71	2:24.991	2.269	12	1:36.190	13.216									
46	2:24.951	2.461	77	1:36.162	13.341									
24	2:24.767	2.829	88	1:35.624	13.481									
66	2:22.368	3.330	74	1:35.101	13.974									
18	2:22.104	3.489	29	1:34.671	1 Lap									
3	2:21.806	3.884	32	1:36.058	15.318									
			37	1:35.117	16.014									
			93	1:35.133	16.594									



F4Spain
 ROUND 1 - JARAMA
 RACE 1

Flag Analysis

Flag		Time
	GREEN FLAG	18:57:01.735
	YELLOW FLAG AT SECTOR 1	19:10:19.685
	SAFETY CAR	19:10:48.714
	GREEN FLAG	19:13:23.379
	YELLOW FLAG AT SECTOR 1	19:15:35.557
	SAFETY CAR	19:15:52.295
	SAFETY CAR	19:16:22.157
	RED FLAG	19:18:28.475
	CHEQUERED FLAG	19:15:07.000



F4Spain ROUND 1 - JARAMA RACE 1

Sector Analysis

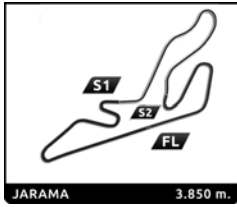
— Invalidated Lap

■ Personal Best

■ Session Best

■ Crossing the pit lane

Lap	Time	Sector 1	Sector 2	Sector 3	T.Sp	Elapsed	Lap	Time	Sector 1	Sector 2	Sector 3	T.Sp	Elapsed	
3	Griffin PEEBLES ESP MP Motorsport Tatuus F4 T-421							9	René LAMMERS NLD MP Motorsport Tatuus F4 T-421					
1	1:39.452	40.547	31.772	27.133		1:39.452	1	1:38.233	39.596	31.679	26.958		1:38.233	
2	1:34.726	37.099	31.026	26.601	238.4	3:14.178	2	1:33.846	36.382	30.992	26.472	231.8	3:12.079	
3	1:33.622	36.300	30.905	26.417	234.3	4:47.800	3	1:33.442	36.316	30.752	26.374	231.8	4:45.521	
4	1:34.169	36.482	30.993	26.694	236.3	6:21.969	4	1:34.119	36.471	31.271	26.377	231.8	6:19.640	
5	1:34.005	36.526	30.954	26.525	234.8	7:55.974	5	1:33.882	36.408	31.085	26.389	233.3	7:53.522	
6	1:33.944	36.523	30.912	26.509	234.3	9:29.918	6	1:33.666	36.461	30.810	26.395	228.3	9:27.188	
7	1:34.019	36.583	30.849	26.587	234.3	11:03.937	7	1:33.792	36.389	30.893	26.510	231.8	11:00.980	
8	1:34.373	36.650	31.093	26.630	233.8	12:38.310	8	1:33.626	36.392	30.884	26.350	232.8	12:34.606	
9	1:35.760	36.695	31.103	27.962	234.3	14:14.070	9	1:33.722	36.397	30.836	26.489	230.3	14:08.328	
10	2:21.806	48.676	49.848	43.282	127.7	16:35.876	10	2:25.568	50.276	49.772	45.520	167.7	16:33.896	
11	1:35.763	37.268	31.338	27.157	233.3	18:11.639	11	1:34.457	36.850	31.177	26.430	232.3	18:08.353	
4	Juan COTA ESP Drivex Tatuus F4 T-421							10	Lorenzo CASTILLO MEX Tecnicar Tatuus F4 T-421					
1	1:40.885	41.957	32.181	26.747		1:40.885	1	1:44.988	43.523	33.894	27.571		1:44.988	
2	1:35.779	37.406	31.181	27.192	228.8	3:16.664	2	1:35.382	36.897	31.699	26.786	233.3	3:20.370	
3	1:34.733	37.054	31.048	26.631	231.8	4:51.397	3	1:34.872	36.915	31.243	26.714	233.3	4:55.242	
4	1:34.532	36.792	31.101	26.639	233.3	6:25.929	4	1:35.582	37.002	31.874	26.706	230.8	6:30.824	
5	1:34.789	37.174	31.010	26.605	231.8	8:00.718	5	1:34.987	36.950	31.374	26.663	234.8	8:05.811	
6	1:35.885	36.830	31.173	27.882	231.3	9:36.603	6	1:34.610	36.562	31.287	26.761	230.8	9:40.421	
7	1:35.568	37.506	31.313	26.749	223.6	11:12.171	7	1:35.031	36.757	31.488	26.786	231.3	11:15.452	
8	1:35.174	37.362	31.030	26.782	232.3	12:47.345	8	1:35.441	36.916	31.438	27.087	232.3	12:50.893	
9	1:34.809	36.838	31.109	26.862	230.8	14:22.154	9	1:34.915	37.103	31.182	26.630	232.3	14:25.808	
10	2:16.768	45.910	49.282	41.576	189.8	16:38.922	10	2:14.816	44.513	49.225	41.078	208.9	16:40.624	
11	1:35.514	37.150	31.473	26.891	236.3	18:14.436	11	1:35.082	36.982	31.421	26.679	228.3	18:15.706	
7	Maciej GLADYSZ POL KCL MP Motorsport Tatuus F4 T-421							11	Kirill KUTSOV KGZ GRS Team Tatuus F4 T-421					
1	1:36.422	38.651	31.145	26.626		1:36.422	1	1:43.818	43.756	32.840	27.222		1:43.818	
2	1:34.096	36.593	30.980	26.523	235.3	3:10.518	2	1:35.334	36.947	31.762	26.625	232.3	3:19.152	
3	1:33.716	36.355	30.974	26.387	233.3	4:44.234	3	1:35.240	37.419	31.179	26.642	231.8	4:54.392	
4	1:33.831	36.349	31.031	26.451	232.8	6:18.065	4	1:34.937	36.826	31.163	26.948	230.8	6:29.329	
5	1:33.685	36.354	30.924	26.407	233.3	7:51.750	5	1:34.612	36.669	31.170	26.773	229.8	8:03.941	
6	1:33.821	36.399	30.879	26.543	232.3	9:25.571	6	1:34.386	36.707	30.953	26.726	229.3	9:38.327	
7	1:33.808	36.439	30.850	26.519	231.3	10:59.379	7	1:34.788	36.712	31.330	26.746	231.8	11:13.115	
8	1:33.950	36.403	30.965	26.582	230.3	12:33.329	8	1:34.771	36.740	31.252	26.779	232.8	12:47.886	
9	1:33.948	36.391	30.994	26.563	230.3	14:07.277	9	1:34.722	36.867	31.141	26.714	232.8	14:22.608	
10	2:26.159	50.735	49.538	45.886	172.5	16:33.436	10	2:17.074	46.012	49.929	41.133	194.9	16:39.682	
11	1:34.669	37.122	31.019	26.528	225.0	18:08.105	11	1:35.157	36.914	31.270	26.973	229.3	18:14.839	
8	Enzo TARNVANICHKUL THA Campos Racing Tatuus F4 T-421							12	Gustaw WISNIEWSKI POL Tecnicar Tatuus F4 T-421					
1	1:39.691	40.788	31.897	27.006		1:39.691	1	1:46.010	43.989	34.372	27.649		1:46.010	
2	1:34.978	37.294	31.094	26.590	235.3	3:14.669	2	1:36.046	37.195	31.865	26.986	232.8	3:22.056	
3	1:33.736	36.438	30.841	26.457	237.4	4:48.405	3	1:34.510	36.485	31.316	26.709	233.3	4:56.566	
4	1:34.068	36.507	30.956	26.605	232.8	6:22.473	4	1:35.934	36.764	31.514	27.656	232.8	6:32.500	
5	1:34.014	36.667	30.916	26.431	233.8	7:56.487	5	1:35.525	37.194	31.652	26.679	229.3	8:08.025	
6	1:34.142	36.735	31.008	26.399	235.3	9:30.629	6	1:34.169	36.525	31.045	26.599	231.8	9:42.194	
7	1:34.164	36.639	30.942	26.583	234.8	11:04.793	7	1:34.549	36.675	31.134	26.740	232.8	11:16.743	
8	1:34.276	36.701	31.048	26.527	232.8	12:39.069	8	1:35.006	36.787	31.308	26.911	231.8	12:51.749	
9	1:35.339	36.561	31.025	27.753	234.3	14:14.408	9	1:38.219	37.723	32.481	28.015	231.3	14:29.968	
10	2:21.913	48.903	49.897	43.113	129.8	16:36.321	10	2:12.637	43.187	48.330	41.120	192.2	16:42.605	
11	1:35.241	37.026	31.483	26.732	233.3	18:11.562	11	1:36.190	37.069	31.661	27.460	229.3	18:18.795	



F4Spain ROUND 1 - JARAMA RACE 1

Sector Analysis

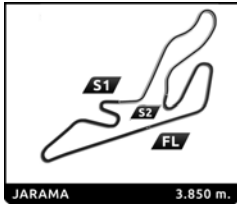
— Invalidated Lap

■ Personal Best

■ Session Best

■ Crossing the pit lane

Lap	Time	Sector 1	Sector 2	Sector 3	T.Sp	Elapsed	Lap	Time	Sector 1	Sector 2	Sector 3	T.Sp	Elapsed		
14	Keanu AL AZHARI						ARE	22	Peter BOUZINELOS						AUS
	MP Motorsport						Tatuus F4 T-421		Rodin Motorsport						Tatuus F4 T-421
1	1:35.434	37.845	31.139	26.450		1:35.434	1	1:36.115	38.200	31.286	26.629		1:36.115		
2	1:33.786	36.379	30.781	26.626	233.8	3:09.220	2	1:34.076	36.590	30.999	26.487	233.3	3:10.191		
3	1:33.274	36.212	30.747	26.315	231.8	4:42.494	3	1:33.751	36.397	30.935	26.419	232.8	4:43.942		
4	1:33.594	36.374	30.859	26.361	230.8	6:16.088	4	1:33.665	36.257	30.988	26.420	231.3	6:17.607		
5	1:33.453	36.289	30.742	26.422	229.8	7:49.541	5	1:33.708	36.282	30.971	26.455	232.3	7:51.315		
6	1:33.459	36.120	30.790	26.549	229.8	9:23.000	6	1:33.531	36.186	30.953	26.392	232.8	9:24.846		
7	1:33.445	36.312	30.774	26.359	229.8	10:56.445	7	1:33.633	36.266	30.929	26.438	231.3	10:58.479		
8	1:33.326	36.267	30.741	26.318	229.8	12:29.771	8	1:33.754	36.232	31.045	26.477	231.3	12:32.233		
9	1:34.009	36.350	30.894	26.765	230.3	14:03.780	9	1:34.109	36.233	30.944	26.932	231.8	14:06.342		
10	2:28.929	53.346	49.545	46.038	136.7	16:32.709	10	2:26.929	51.167	49.624	46.138	175.0	16:33.271		
11	1:34.062	36.565	30.999	26.498	233.8	18:06.771	11	1:34.439	36.894	30.982	26.563	230.8	18:07.710		
18	Andrés CÁRDENAS						PER	23	Jan PRZYROWSKI						POL
	Griffin Core by Campos						Tatuus F4 T-421		Griffin Core by Campos						Tatuus F4 T-421
1	1:39.293	40.481	31.551	27.261		1:39.293	1	1:41.973	42.762	32.240	26.971		1:41.973		
2	1:34.459	36.910	30.982	26.567	235.8	3:13.752	2	1:35.067	37.070	31.350	26.647	239.5	3:17.040		
3	1:33.918	36.452	30.947	26.519	234.8	4:47.670	3	1:34.977	37.177	31.252	26.548	233.8	4:52.017		
4	1:34.013	36.411	30.928	26.674	232.3	6:21.683	4	1:34.161	36.675	30.886	26.600	235.3	6:26.178		
5	1:33.933	36.530	30.986	26.417	233.8	7:55.616	5	1:33.553	36.428	30.679	26.446	235.8	7:59.731		
6	1:33.864	36.446	30.902	26.516	235.8	9:29.480	6	1:33.826	36.470	30.783	26.573	233.8	9:33.557		
7	1:34.063	36.554	30.936	26.573	231.8	11:03.543	7	1:33.772	36.413	30.808	26.551	236.8	11:07.329		
8	1:34.477	36.862	30.954	26.661	235.8	12:38.020	8	1:33.921	36.350	30.918	26.653	234.3	12:41.250		
9	1:35.357	36.780	31.044	27.533	234.8	14:13.377	9	1:34.055	36.464	30.806	26.785	235.8	14:15.305		
10	2:22.104	48.921	49.685	43.498	129.3	16:35.481	10	2:21.656	49.052	49.544	43.060	141.9	16:36.961		
11	1:35.523	37.404	31.305	26.814	234.3	18:11.004	11	1:34.763	36.800	31.317	26.646	232.8	18:11.724		
19	Matus RYBA						SVK	24	Ernesto RIVERA						MEX
	Drivex						Tatuus F4 T-421		Griffin Core by Campos						Tatuus F4 T-421
1	1:45.117	44.454	33.144	27.519		1:45.117	1	1:36.979	39.142	31.335	26.502		1:36.979		
2	1:35.993	37.317	31.962	26.714	220.9	3:21.110	2	1:34.454	36.760	31.133	26.561	236.8	3:11.433		
3	1:35.056	36.755	31.242	27.059	232.8	4:56.166	3	1:33.691	36.344	30.883	26.464	233.3	4:45.124		
4	1:35.197	36.879	31.595	26.723	231.8	6:31.363	4	1:34.171	36.766	30.963	26.442	234.8	6:19.295		
5	1:34.918	36.764	31.370	26.784	231.3	8:06.281	5	1:34.120	36.547	30.997	26.576	232.8	7:53.415		
6	1:34.693	36.824	31.220	26.649	232.3	9:40.974	6	1:34.882	37.421	30.954	26.507	232.8	9:28.297		
7	1:34.951	36.885	31.260	26.806	232.3	11:15.925	7	1:33.884	36.481	30.853	26.550	234.8	11:02.181		
8	1:35.118	36.992	31.275	26.851	231.8	12:51.043	8	1:33.790	36.393	30.857	26.540	234.3	12:35.971		
9	1:37.497	38.127	31.960	27.410	231.3	14:28.540	9	1:34.083	36.578	30.966	26.539	235.8	14:10.054		
10	2:13.163	43.613	48.429	41.121	180.6	16:41.703	10	2:24.767	50.537	49.348	44.882	138.6	16:34.821		
11	1:36.411	37.666	31.748	26.997	230.3	18:18.114	11	1:35.266	37.201	31.345	26.720	235.8	18:10.087		
21	Yevan DAVID						LKA	27	Lucas FLUXÁ						ESP
	Saintéloc Racing						Tatuus F4 T-421		KCL MP Motorsport						Tatuus F4 T-421
1	1:40.602	41.806	31.968	26.828		1:40.602	1	1:34.064	36.787	31.051	26.226		1:34.064		
2	1:35.004	37.204	31.135	26.665	235.3	3:15.606	2	1:33.494	36.356	30.827	26.311	228.3	3:07.558		
3	1:34.096	36.678	31.009	26.409	230.8	4:49.702	3	1:33.279	36.257	30.768	26.254	228.3	4:40.837		
4	1:34.192	36.582	31.023	26.587	231.3	6:23.894	4	1:33.504	36.290	30.923	26.291	227.8	6:14.341		
5	1:34.182	36.652	31.066	26.464	229.8	7:58.076	5	1:33.361	36.311	30.757	26.293	227.8	7:47.702		
6	1:34.604	36.661	31.303	26.640	229.8	9:32.680	6	1:33.394	36.303	30.723	26.368	227.8	9:21.096		
7	1:34.084	36.583	30.982	26.519	230.3	11:06.764	7	1:33.460	36.261	30.778	26.421	227.4	10:54.556		
8	1:34.143	36.473	31.097	26.573	227.4	12:40.907	8	1:33.358	36.375	30.724	26.259	227.4	12:27.914		
9	1:35.512	37.212	31.137	27.163	230.3	14:16.419	9	1:33.585	36.399	30.835	26.351	227.8	14:01.499		
10	2:20.949	48.648	49.605	42.696	149.4	16:37.368	10	2:30.493	54.381	49.728	46.384	130.6	16:31.992		
11	1:34.812	36.865	31.223	26.724	232.3	18:12.180	11	1:33.587	36.439	30.795	26.353	226.9	18:05.579		



F4Spain ROUND 1 - JARAMA RACE 1

Sector Analysis

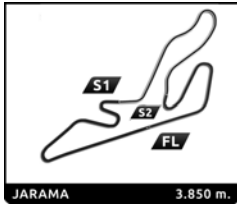
— Invalidated Lap

■ Personal Best

■ Session Best

■ Crossing the pit lane

Lap	Time	Sector 1	Sector 2	Sector 3	T.Sp	Elapsed	Lap	Time	Sector 1	Sector 2	Sector 3	T.Sp	Elapsed	
28	Douwe DEDECKER BEL							35	Adam HIDEG HUN					
	GRS Team Tatuus F4 T-421								CRAM Motorsport Tatuus F4 T-421					
1	1:45.443	44.644	33.231	27.568		1:45.443	1	1:45.329	43.050	32.802	29.477		1:45.329	
2	1:36.417	37.388	31.947	27.082	231.3	3:21.860	2	1:35.291	37.275	31.348	26.668	232.3	3:20.620	
3	1:35.203	37.164	31.295	26.744	230.8	4:57.063	3	1:34.951	36.813	31.409	26.729	233.8	4:55.571	
4	1:35.357	36.771	31.334	27.252	232.3	6:32.420	4	1:34.842	36.688	31.301	26.853	233.8	6:30.413	
5	1:35.095	37.082	31.347	26.666	225.5	8:07.515	5	1:34.728	36.836	31.170	26.722	232.3	8:05.141	
6	1:34.325	36.523	31.106	26.696	230.3	9:41.840	6	1:34.713	36.813	31.207	26.693	229.8	9:39.854	
7	1:34.650	36.720	31.081	26.849	230.8	11:16.490	7	1:35.160	36.994	31.359	26.807	229.8	11:15.014	
8	1:34.757	36.787	31.249	26.721	230.8	12:51.247	8	1:35.564	37.069	31.429	27.066	229.3	12:50.578	
9	1:38.100	38.063	32.293	27.744	233.8	14:29.347	9	1:37.539	38.119	31.854	27.566	229.8	14:28.117	
10	2:12.507	43.249	48.439	40.819	181.5	16:41.854	10	2:13.155	43.413	48.559	41.183	191.2	16:41.272	
11	1:35.951	37.141	31.844	26.966	226.9	18:17.805	11	1:36.408	37.498	31.843	27.067	228.3	18:17.680	
29	Daniel NOGALES ESP							37	Filippo FIORENTINO BRA					
	DXR by Drivex Tatuus F4 T-421								CRAM Motorsport Tatuus F4 T-421					
1	1:40.029	41.142	31.943	26.944		1:40.029	1	1:46.452	45.340	33.667	27.445		1:46.452	
2	1:35.149	37.169	31.416	26.564	235.8	3:15.178	2	1:36.160	37.545	31.834	26.781	232.8	3:22.612	
3	1:33.964	36.441	31.032	26.491	233.3	4:49.142	3	1:51.132	36.827	31.441	42.864	230.3	5:13.744	
4	1:34.008	36.434	31.005	26.569	232.8	6:23.150	4	1:34.780	36.866	31.187	26.727	225.5	6:48.524	
5	1:33.962	36.489	30.966	26.507	232.8	7:57.112	5	1:34.597	36.808	31.108	26.681	225.9	8:23.121	
6	1:47.804	37.042	34.134	36.628	226.9	9:44.916	6	1:34.545	36.710	31.137	26.698	227.4	9:57.666	
7	3:19.859	2:21.953	31.391	26.515	108.9	13:04.775	7	1:34.777	36.830	31.153	26.794	227.4	11:32.443	
8	1:34.888	36.603	31.620	26.665	228.3	14:39.663	8	1:35.410	37.472	31.223	26.715	225.5	13:07.853	
9	2:06.396	37.390	49.186	39.820	228.8	16:46.059	9	1:35.641	37.158	31.371	27.112	227.8	14:43.494	
10	1:34.671	36.658	31.192	26.821	229.8	18:20.730	10	2:02.982	40.784	42.797	39.401	176.5	16:46.476	
							11	1:35.117	36.928	31.384	26.805	230.3	18:21.593	
32	Wiktor DOBRZANSKI POL							46	Nathan TYE GBR					
	Tecnicar Tatuus F4 T-421								Campos Racing Tatuus F4 T-421					
1	1:46.201	44.293	34.549	27.359		1:46.201	1	1:37.642	39.381	31.498	26.763		1:37.642	
2	1:36.858	38.015	31.992	26.851	234.8	3:23.059	2	1:34.556	36.529	30.998	27.029	233.3	3:12.198	
3	1:35.563	36.907	31.310	27.346	235.3	4:58.622	3	1:34.143	36.756	30.871	26.516	233.8	4:46.341	
4	1:34.422	36.635	31.082	26.705	231.3	6:33.044	4	1:33.916	36.462	30.915	26.539	232.3	6:20.257	
5	1:35.431	37.071	31.528	26.832	232.8	8:08.475	5	1:33.730	36.316	30.891	26.523	233.8	7:53.987	
6	1:38.568	37.442	31.146	29.980	235.3	9:47.043	6	1:33.894	36.530	30.891	26.473	234.8	9:27.881	
7	1:34.704	36.860	31.130	26.714	231.8	11:21.747	7	1:33.821	36.424	30.800	26.597	231.8	11:01.702	
8	1:34.879	36.803	31.046	27.030	234.3	12:56.626	8	1:33.827	36.379	30.898	26.550	232.3	12:35.529	
9	1:36.623	37.184	31.569	27.870	232.8	14:33.249	9	1:33.973	36.526	30.898	26.549	233.3	14:09.502	
10	2:11.590	42.623	48.660	40.307	174.5	16:44.839	10	2:24.951	50.382	49.531	45.038	150.8	16:34.453	
11	1:36.058	37.190	31.589	27.279	233.8	18:20.897	11	1:34.611	36.994	31.043	26.574	237.4	18:09.064	
33	Mikkel PEDERSEN DNK							48	James EGOZI ITA					
	Drivex Tatuus F4 T-421								Campos Racing Tatuus F4 T-421					
1	1:41.220	42.017	32.475	26.728		1:41.220	1	1:40.302	39.898	31.694	28.710		1:40.302	
2	1:35.321	37.400	31.110	26.811	238.9	3:16.541	2	1:55.428	B		38.271	233.8	3:35.730	
3	1:34.281	36.772	30.937	26.572	234.8	4:50.822								
4	1:33.995	36.525	30.909	26.561	233.8	6:24.817								
5	1:34.061	36.494	30.998	26.569	233.8	7:58.878								
6	1:34.395	36.644	31.114	26.637	233.8	9:33.273								
7	1:34.982	37.228	30.980	26.774	233.3	11:08.255								
8	1:34.665	36.801	31.184	26.680	232.8	12:42.920								
9	1:35.057	36.704	31.139	27.214	231.3	14:17.977								
10	2:19.801	47.964	49.233	42.604	172.5	16:37.778								
11	1:34.913	36.915	31.282	26.716	235.3	18:12.691								
50	Tim GERHARDS NLD							50	Tim GERHARDS NLD					
	Monlau Motorsport Tatuus F4 T-421								Monlau Motorsport Tatuus F4 T-421					
1	1:44.384	43.205	32.460	28.719		1:44.384	1	1:44.384	43.205	32.460	28.719		1:44.384	
2	1:35.447	37.092	31.673	26.682	238.9	3:19.831	2	1:35.447	37.092	31.673	26.682	238.9	3:19.831	
3	1:34.881	37.067	31.182	26.632	237.4	4:54.712	3	1:34.881	37.067	31.182	26.632	237.4	4:54.712	
4	1:35.390	37.288	31.282	26.820	237.9	6:30.102	4	1:35.390	37.288	31.282	26.820	237.9	6:30.102	
5	1:34.488	36.780	31.133	26.575	234.3	8:04.590	5	1:34.488	36.780	31.133	26.575	234.3	8:04.590	
6	1:34.395	36.772	30.922	26.701	233.8	9:38.985	6	1:34.395	36.772	30.922	26.701	233.8	9:38.985	
7	1:34.810	36.839	31.260	26.711	234.8	11:13.795	7	1:34.810	36.839	31.260	26.711	234.8	11:13.795	



F4Spain ROUND 1 - JARAMA RACE 1

Sector Analysis

— Invalidated Lap

■ Personal Best

■ Session Best

■ Crossing the pit lane

Lap	Time	Sector 1	Sector 2	Sector 3	T.Spd	Elapsed	Lap	Time	Sector 1	Sector 2	Sector 3	T.Spd	Elapsed
8	1:34.730	36.795	31.235	26.700	233.3	12:48.525	9	1:34.516	36.897	30.889	26.730	228.8	14:09.270
9	2:58.593	2:00.261	31.503	26.829	233.8	15:47.118	10	2:24.991	50.082	49.553	45.356	156.7	16:34.261
10	1:34.793	36.851	31.157	26.785	229.3	17:21.911	11	1:35.287	37.588	31.223	26.476	233.3	18:09.548
11	1:34.809	36.927	31.121	26.761	228.8	18:56.720							

55 Preston LAMBERT USA						
Rodin Motorsport Tatuus F4 T-421						
1	1:41.760	42.154	32.618	26.988		1:41.760
2	1:35.190	36.998	31.299	26.893	233.8	3:16.950
3	1:34.932	37.117	31.117	26.698	231.3	4:51.882
4	1:34.880	36.840	31.404	26.636	235.8	6:26.762
5	1:34.527	36.788	30.963	26.776	234.8	8:01.289
6	1:35.084	36.558	31.121	27.405	234.3	9:36.373
7	1:34.530	37.059	30.890	26.581	228.8	11:10.903
8	1:34.112	36.460	30.871	26.781	230.3	12:45.015
9	1:34.348	36.347	30.952	27.049	231.3	14:19.363
10	2:18.987	47.160	49.637	42.190	168.5	16:38.350
11	1:34.734	36.926	31.073	26.735	233.8	18:13.084

66 Francisco MACEDO PRT						
DXR by Drivex Tatuus F4 T-421						
1	1:39.032	40.169	31.628	27.235		1:39.032
2	1:34.205	36.709	30.939	26.557	231.8	3:13.237
3	1:33.791	36.403	30.869	26.519	233.3	4:47.028
4	1:33.764	36.337	30.965	26.462	232.3	6:20.792
5	1:33.988	36.551	30.920	26.517	233.3	7:54.780
6	1:33.980	36.471	30.914	26.595	233.3	9:28.760
7	1:34.405	36.615	31.012	26.778	232.8	11:03.165
8	1:34.543	36.655	31.055	26.833	230.3	12:37.708
9	1:35.246	36.650	31.168	27.428	230.3	14:12.954
10	2:22.368	48.925	49.629	43.814	136.4	16:35.322
11	1:35.334	37.210	31.414	26.710	232.8	18:10.656

69 Maximiliano RESTREPO COL						
Saintéloc Racing Tatuus F4 T-421						
1	1:42.326	42.118	33.095	27.113		1:42.326
2	1:35.371	37.162	31.249	26.960	234.3	3:17.697
3	1:34.651	36.970	31.115	26.566	231.8	4:52.348
4	1:35.082	36.764	31.514	26.804	233.3	6:27.430
5	1:35.145	37.139	31.338	26.668	231.8	8:02.575
6	1:34.259	36.442	31.038	26.779	231.3	9:36.834
7	1:35.602	37.413	31.620	26.569	225.5	11:12.436
8	1:36.406	37.565	32.173	26.668	232.3	12:48.842
9	1:35.562	37.963	31.059	26.540	232.8	14:24.404
10	2:15.789	45.025	49.593	41.171	217.7	16:40.193
11	1:34.844	36.860	31.247	26.737	232.3	18:15.037

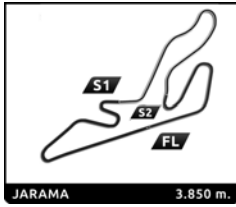
71 Mattia COLNAGHI ITA						
KCL MP Motorsport Tatuus F4 T-421						
1	1:36.671	38.749	31.371	26.551		1:36.671
2	1:34.268	36.838	30.986	26.444	236.3	3:10.939
3	1:33.894	36.463	30.802	26.629	234.8	4:44.833
4	1:34.076	36.590	30.964	26.522	231.8	6:18.909
5	1:33.952	36.573	30.883	26.496	232.3	7:52.861
6	1:33.938	36.473	30.778	26.687	231.8	9:26.799
7	1:33.853	36.562	30.746	26.545	231.3	11:00.652
8	1:34.102	36.480	30.703	26.919	231.3	12:34.754

74 Rehan HAKIM DEU						
Monlau Motorsport Tatuus F4 T-421						
1	1:53.909	55.665	31.375	26.869		1:53.909
2	1:34.852	36.724	31.392	26.736	231.3	3:28.761
3	1:34.398	36.523	31.167	26.708	230.8	5:03.159
4	1:34.492	36.645	31.272	26.575	231.3	6:37.651
5	1:34.414	36.550	31.393	26.471	230.3	8:12.065
6	1:34.534	36.631	31.108	26.795	230.8	9:46.599
7	1:34.379	36.545	31.238	26.596	230.3	11:20.978
8	1:34.245	36.508	31.117	26.620	231.3	12:55.223
9	1:37.251	37.210	31.318	28.723	231.3	14:32.474
10	2:11.978	42.862	48.562	40.554	224.5	16:44.452
11	1:35.101	36.928	31.448	26.725	230.8	18:19.553

77 Lenny RIED DEU						
Monlau Motorsport Tatuus F4 T-421						
1	1:50.652	42.954	32.515	35.183		1:50.652
2	1:34.580	36.732	30.906	26.942	232.3	3:25.232
3	1:34.587	36.753	30.788	27.046	232.3	4:59.819
4	1:34.218	36.612	30.863	26.743	232.8	6:34.037
5	1:34.616	36.783	31.144	26.689	233.8	8:08.653
6	1:34.550	36.790	31.042	26.718	236.8	9:43.203
7	1:34.397	36.825	30.914	26.658	233.3	11:17.600
8	1:34.661	36.831	31.044	26.786	233.3	12:52.261
9	1:38.314	37.650	32.506	28.158	235.8	14:30.575
10	2:12.183	43.321	48.418	40.444	213.4	16:42.758
11	1:36.162	37.538	31.433	27.191	232.3	18:18.920

78 Gabriel GÓMEZ ITA						
TC Racing Tatuus F4 T-421						
1	1:44.192	42.671	34.222	27.299		1:44.192
2	1:35.305	36.982	31.711	26.612	234.8	3:19.497
3	1:33.904	36.528	30.884	26.492	234.8	4:53.401
4	1:34.127	36.610	30.910	26.607	232.8	6:27.528
5	1:34.439	36.908	31.054	26.477	233.3	8:01.967
6	1:34.496	36.478	31.123	26.895	233.8	9:36.463
7	1:35.278	37.464	31.113	26.701	229.8	11:11.741
8	1:34.122	36.595	30.939	26.588	230.8	12:45.863
9	1:34.531	36.777	31.079	26.675	230.8	14:20.394
10	2:18.287	46.719	49.613	41.955	184.0	16:38.681
11	1:34.994	37.178	31.096	26.720	233.8	18:13.675

88 Cristian CANTÚ MEX						
TC Racing Tatuus F4 T-421						
1	1:51.369	43.313	32.852	35.204		1:51.369
2	1:35.083	36.857	31.097	27.129	231.8	3:26.452
3	1:34.412	36.758	30.992	26.662	231.3	5:00.864
4	1:34.256	36.725	30.980	26.551	231.3	6:35.120
5	1:34.172	36.628	31.037	26.507	233.3	8:09.292
6	1:35.092	37.100	31.049	26.943	233.8	9:44.384
7	1:34.417	36.782	31.013	26.622	232.3	11:18.801
8	1:34.360	36.727	31.028	26.605	230.3	12:53.161
9	1:38.348	37.539	32.137	28.672	233.3	14:31.509



F4Spain ROUND 1 - JARAMA RACE 1

Sector Analysis

— Invalidated Lap

■ Personal Best

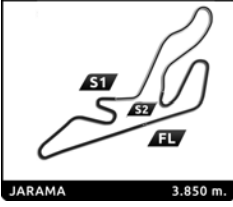
■ Session Best

B Crossing the pit lane

Lap	Time	Sector 1	Sector 2	Sector 3	T.Spd	Elapsed	Lap	Time	Sector 1	Sector 2	Sector 3	T.Spd	Elapsed
10	2:11.927	42.914	48.816	40.197	204.9	16:43.436							
11	1:35.624	37.325	31.351	26.948	231.8	18:19.060							

93 Matteo QUINTARELLI		ARE											
Saintéloc Racing		Tatuus F4 T-421											
1	1:40.394	41.120	32.252	27.022		1:40.394							
2	1:49.910			27.302	232.8	3:30.304							
3	1:33.957	36.570	30.871	26.516	228.8	5:04.261							
4	1:39.823 B	36.685	31.171	31.967	230.8	6:44.084							
5	2:05.667	1:08.115	31.012	26.540	110.7	8:49.751							
6	1:33.732	36.372	30.946	26.414	227.4	10:23.483							
7	1:33.982	36.541	31.020	26.421	227.8	11:57.465							
8	1:34.018	36.514	30.993	26.511	226.9	13:31.483							
9	1:34.940	37.031	31.141	26.768	227.4	15:06.423							
10	1:40.617	36.586	30.971	33.060	227.8	16:47.040							
11	1:35.133	37.089	31.303	26.741	234.3	18:22.173							

99 Thomas STRAUVEN		BEL											
Rodin Motorsport		Tatuus F4 T-421											
1	1:35.171	37.632	31.029	26.510		1:35.171							
2	1:33.381	36.179	30.755	26.447	231.8	3:08.552							
3	1:33.250	36.288	30.712	26.250	232.3	4:41.802							
4	1:33.515	36.318	30.781	26.416	231.3	6:15.317							
5	1:33.354	36.255	30.787	26.312	231.3	7:48.671							
6	1:33.427	36.299	30.810	26.318	232.3	9:22.098							
7	1:33.420	36.336	30.645	26.439	231.8	10:55.518							
8	1:33.369	36.258	30.687	26.424	230.8	12:28.887							
9	1:33.625	36.286	30.825	26.514	232.3	14:02.512							
10	2:29.995	54.159	49.527	46.309	126.3	16:32.507							
11	1:34.477	37.105	30.968	26.404	231.3	18:06.984							

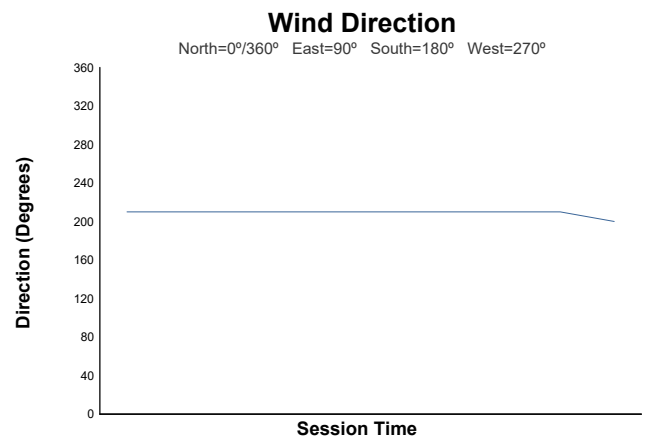
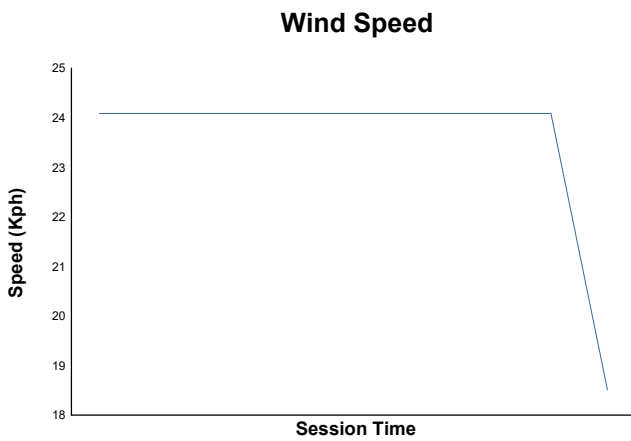
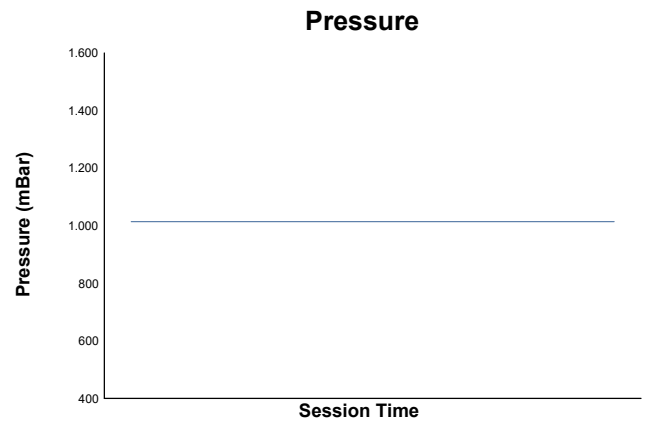

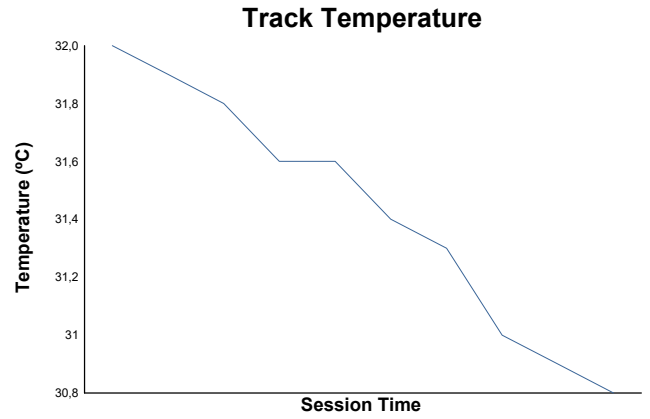
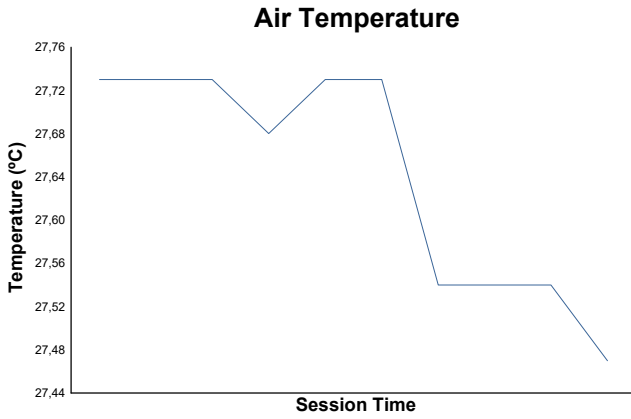


ROUND 1 - JARAMA

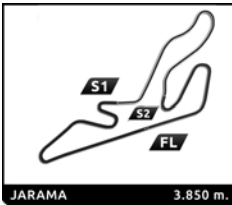
F4Spain

RACE 1

Weather Report



Track Status: **DRY**



F4Spain ROUND 1 - JARAMA QUALIFYING PRACTICE 2

Final Classification

No	Driver	Nat	Team	Car	Cl.	Time	Lap Total	Gap	Kph
1	71 Mattia COLNAGHI	ITA	KCL MP Motorsport	Tatuus F4 T-421	R	1:31.821	10 11	-	150.9
2	27 Lucas FLUXÁ	ESP	KCL MP Motorsport	Tatuus F4 T-421	R	1:31.908	8 12	+0.087	150.8
3	24 Ernesto RIVERA	MEX	Griffin Core by Campos	Tatuus F4 T-421	R	1:31.931	6 9	+0.110	150.8
4	23 Jan PRZYROWSKI	POL	Griffin Core by Campos	Tatuus F4 T-421	R	1:32.006	12 12	+0.185	150.6
5	18 Andrés CÁRDENAS	PER	Griffin Core by Campos	Tatuus F4 T-421		1:32.054	6 10	+0.233	150.6
6	99 Thomas STRAUVEN	BEL	Rodin Motorsport	Tatuus F4 T-421	R	1:32.091	12 12	+0.270	150.5
7	35 Adam HIDEG	HUN	CRAM Motorsport	Tatuus F4 T-421	R	1:32.142	6 9	+0.321	150.4
8	93 Matteo QUINTARELLI	ARE	Saintéloc Racing	Tatuus F4 T-421		1:32.145	6 8	+0.324	150.4
9	8 Enzo TARNVANICHKUL	THA	Campos Racing	Tatuus F4 T-421	R	1:32.147	6 9	+0.326	150.4
10	48 James EGOZI	ITA	Campos Racing	Tatuus F4 T-421		1:32.216	6 8	+0.395	150.3
11	46 Nathan TYE	GBR	Campos Racing	Tatuus F4 T-421	R	1:32.238	12 12	+0.417	150.3
12	4 Juan COTA	ESP	Drivex	Tatuus F4 T-421		1:32.240	9 12	+0.419	150.3
13	22 Peter BOUZINELOS	AUS	Rodin Motorsport	Tatuus F4 T-421	R	1:32.250	10 12	+0.429	150.2
14	66 Francisco MACEDO	PRT	DXR by Drivex	Tatuus F4 T-421	R	1:32.285	6 12	+0.464	150.2
15	21 Yevan DAVID	LKA	Saintéloc Racing	Tatuus F4 T-421	R	1:32.313	6 7	+0.492	150.1
16	14 Keanu AL AZHARI	ARE	MP Motorsport	Tatuus F4 T-421		1:32.330	6 10	+0.509	150.1
17	9 René LAMMERS	NLD	MP Motorsport	Tatuus F4 T-421	R	1:32.358	11 11	+0.537	150.1
18	55 Preston LAMBERT	USA	Rodin Motorsport	Tatuus F4 T-421	R	1:32.367	8 12	+0.546	150.1
19	7 Maciej GLADYSZ	POL	KCL MP Motorsport	Tatuus F4 T-421	R	1:32.469	8 12	+0.648	149.9
20	77 Lenny RIED	DEU	Monlau Motorsport	Tatuus F4 T-421	R	1:32.558	5 11	+0.737	149.7
21	29 Daniel NOGALES	ESP	DXR by Drivex	Tatuus F4 T-421		1:32.583	12 13	+0.762	149.7
22	37 Filippo FIORENTINO	BRA	CRAM Motorsport	Tatuus F4 T-421	R	1:32.585	11 12	+0.764	149.7
23	3 Griffin PEEBLES	ESP	MP Motorsport	Tatuus F4 T-421		1:32.601	10 11	+0.780	149.7
24	12 Gustaw WISNIEWSKI	POL	Tecnicar	Tatuus F4 T-421	R	1:32.672	6 10	+0.851	149.6
25	50 Tim GERHARDS	NLD	Monlau Motorsport	Tatuus F4 T-421	R	1:32.680	5 8	+0.859	149.5
26	88 Cristian CANTÚ	MEX	TC Racing	Tatuus F4 T-421		1:32.717	7 10	+0.896	149.5
27	11 Kirill KUTSKOV	KGZ	GRS Team	Tatuus F4 T-421	R	1:32.734	10 11	+0.913	149.5
28	33 Mikkel PEDERSEN	DNK	Drivex	Tatuus F4 T-421		1:32.734	11 12	+0.913	149.5
29	78 Gabriel GÓMEZ	ITA	TC Racing	Tatuus F4 T-421	R	1:32.877	7 10	+1.056	149.2
30	19 Matus RYBA	SVK	Drivex	Tatuus F4 T-421	R	1:32.951	5 13	+1.130	149.1
31	69 Maximiliano RESTREPO	COL	Saintéloc Racing	Tatuus F4 T-421		1:32.995	9 10	+1.174	149.0
32	74 Rehan HAKIM	DEU	Monlau Motorsport	Tatuus F4 T-421	R	1:33.081	8 11	+1.260	148.9
33	10 Lorenzo CASTILLO	MEX	Tecnicar	Tatuus F4 T-421	R	1:33.122	9 10	+1.301	148.8
34	28 Douwe DEDECKER	BEL	GRS Team	Tatuus F4 T-421		1:33.143	5 11	+1.322	148.8
35	32 Wiktor DOBRZANSKI	POL	Tecnicar	Tatuus F4 T-421	R	1:33.180	6 10	+1.359	148.7

Fastest Lap: Lap 10 Mattia COLNAGHI 1:31.821 150.9 Kph

STEWARDS DECISION - REPRIMAND FOR:

CAR #14 - DECISION Nº12 - CAR #28 DECISION Nº13 - CAR #11 DECISION Nº14 - CAR #10 DECISION Nº15
 CAR #33 - DECISION Nº16 - CAR #19 DECISION Nº17 - CAR #38 DECISION Nº18 - CAR #69 DECISION Nº19
 CAR #66 - DECISION Nº21 - CAR #32 DECISION Nº22 - CAR #78 DECISION Nº23

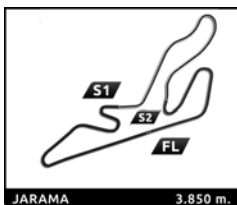
Track Status: **DRY**

Published at:

Juan B. FONT Noelia FRANCO Carmen SOLÍS

Timekeeper:
Alberto Estébanez





F4Spain

ROUND 1 - JARAMA

QUALIFYING PRACTICE 2

Final Classification by Class

No	Driver	Nat	Team	Car	Time	Lap Total	Gap	Kph
R								
1	71 Mattia COLNAGHI	ITA	KCL MP Motorsport	Tatuus F4 T-421	1:31.821	10 11		150.9
2	27 Lucas FLUXÁ	ESP	KCL MP Motorsport	Tatuus F4 T-421	1:31.908	8 12	+0.087 +0.087	150.8
3	24 Ernesto RIVERA	MEX	Griffin Core by Campos	Tatuus F4 T-421	1:31.931	6 9	+0.110 +0.023	150.8
4	23 Jan PRZYROWSKI	POL	Griffin Core by Campos	Tatuus F4 T-421	1:32.006	12 12	+0.185 +0.075	150.6
5	99 Thomas STRAUVEN	BEL	Rodin Motorsport	Tatuus F4 T-421	1:32.091	12 12	+0.270 +0.085	150.5
6	35 Adam HIDEG	HUN	CRAM Motorsport	Tatuus F4 T-421	1:32.142	6 9	+0.321 +0.051	150.4
7	8 Enzo TARNVANICHKUL	THA	Campos Racing	Tatuus F4 T-421	1:32.147	6 9	+0.326 +0.005	150.4
8	46 Nathan TYE	GBR	Campos Racing	Tatuus F4 T-421	1:32.238	12 12	+0.417 +0.091	150.3
9	22 Peter BOUZINELOS	AUS	Rodin Motorsport	Tatuus F4 T-421	1:32.250	10 12	+0.429 +0.012	150.2
10	66 Francisco MACEDO	PRT	DXR by Drivex	Tatuus F4 T-421	1:32.285	6 12	+0.464 +0.035	150.2
11	21 Yevan DAVID	LKA	Saintéloc Racing	Tatuus F4 T-421	1:32.313	6 7	+0.492 +0.028	150.1
12	9 René LAMMERS	NLD	MP Motorsport	Tatuus F4 T-421	1:32.358	11 11	+0.537 +0.045	150.1
13	55 Preston LAMBERT	USA	Rodin Motorsport	Tatuus F4 T-421	1:32.367	8 12	+0.546 +0.009	150.1
14	7 Maciej GLADYSZ	POL	KCL MP Motorsport	Tatuus F4 T-421	1:32.469	8 12	+0.648 +0.102	149.9
15	77 Lenny RIED	DEU	Monlau Motorsport	Tatuus F4 T-421	1:32.558	5 11	+0.737 +0.089	149.7
16	37 Filippo FIORENTINO	BRA	CRAM Motorsport	Tatuus F4 T-421	1:32.585	11 12	+0.764 +0.027	149.7
17	12 Gustaw WISNIEWSKI	POL	Tecnicar	Tatuus F4 T-421	1:32.672	6 10	+0.851 +0.087	149.6
18	50 Tim GERHARDS	NLD	Monlau Motorsport	Tatuus F4 T-421	1:32.680	5 8	+0.859 +0.008	149.5
19	11 Kirill KUTSKOV	KGZ	GRS Team	Tatuus F4 T-421	1:32.734	10 11	+0.913 +0.054	149.5
20	78 Gabriel GÓMEZ	ITA	TC Racing	Tatuus F4 T-421	1:32.877	7 10	+1.056 +0.143	149.2
21	19 Matus RYBA	SVK	Drivex	Tatuus F4 T-421	1:32.951	5 13	+1.130 +0.074	149.1
22	74 Rehan HAKIM	DEU	Monlau Motorsport	Tatuus F4 T-421	1:33.081	8 11	+1.260 +0.130	148.9
23	10 Lorenzo CASTILLO	MEX	Tecnicar	Tatuus F4 T-421	1:33.122	9 10	+1.301 +0.041	148.8
24	32 Wiktor DOBRZANSKI	POL	Tecnicar	Tatuus F4 T-421	1:33.180	6 10	+1.359 +0.058	148.7

STEWARDS DECISION - REPRIMAND FOR:

CAR #14 - DECISION Nº12 - CAR #28 DECISION Nº13 - CAR #11 DECISION Nº14 - CAR #10 DECISION Nº15
 CAR #33 - DECISION Nº16 - CAR #19 DECISION Nº17 - CAR #38 DECISION Nº18 - CAR #69 DECISION Nº19
 CAR #66 - DECISION Nº21 - CAR #32 DECISION Nº22 - CAR #78 DECISION Nº23

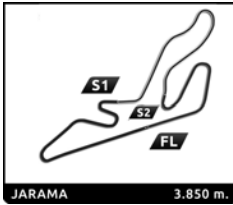
Published at:

Track Status: **DRY**

Juan B. FONT Noelia FRANCO Carmen SOLÍS

Timekeeper:
Alberto Estébanez

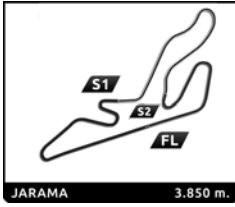




F4Spain ROUND 1 - JARAMA QUALIFYING PRACTICE 2

Best Top Speed

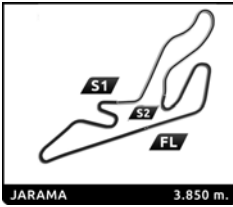
No Driver	Team	Class	Top 1		Top 2		Top 3		Top 4		Top 5			
			Kph	Lap	Kph	Lap	Kph	Lap	Kph	Lap	Kph	Lap	Avg	
18	Andrés CÁRDENAS	Griffin Core by Campos	236.8	8	236.3	7	235.3	6	235.3	3	234.8	4	235,7	
29	Daniel NOGALES	DXR by Drivex	236.3	13	235.8	8	233.3	12	233.3	11	233.3	9	234,4	
32	Wiktor DOBRZANSKI	Tecnicar	R	235.8	9	233.8	8	232.8	7	232.8	4	232.3	10	233,5
24	Ernesto RIVERA	Griffin Core by Campos	R	235.3	7	234.8	4	234.8	5	234.8	6	234.8	9	234,9
46	Nathan TYE	Campos Racing	R	235.3	12	234.8	7	233.8	11	233.3	6	233.3	5	234,1
22	Peter BOUZINELOS	Rodin Motorsport	R	234.8	6	234.8	5	234.8	3	233.8	12	233.3	11	234,3
8	Enzo TARNVANICHKUL	Campos Racing	R	234.3	3	234.3	7	234.3	8	233.8	4	233.8	6	234,1
19	Matus RYBA	Drivex	R	234.3	8	230.8	13	230.8	7	230.8	6	230.8	5	231,5
23	Jan PRZYROWSKI	Griffin Core by Campos	R	234.3	11	233.3	6	232.3	12	232.3	10	232.3	7	232,9
50	Tim GERHARDS	Monlau Motorsport	R	234.3	6	232.8	8	232.3	7	231.3	3	231.3	4	232,4
66	Francisco MACEDO	DXR by Drivex	R	234.3	7	232.8	6	232.8	5	232.3	12	231.8	11	232,8
77	Lenny RIED	Monlau Motorsport	R	234.3	11	234.3	6	233.8	7	233.8	10	233.3	5	233,9
88	Cristian CANTÚ	TC Racing		234.3	6	233.8	8	232.8	10	232.8	9	232.8	5	233,3
99	Thomas STRAUVEN	Rodin Motorsport	R	234.3	4	233.8	9	233.3	12	233.3	11	233.3	6	233,6
27	Lucas FLUXÁ	KCL MP Motorsport	R	233.8	12	233.3	9	232.8	4	232.3	11	231.8	10	232,8
55	Preston LAMBERT	Rodin Motorsport	R	233.8	12	232.3	8	231.8	11	231.8	10	230.8	9	232,1
78	Gabriel GÓMEZ	TC Racing	R	233.8	7	232.3	8	231.8	5	231.8	10	231.3	3	232,2
4	Juan COTA	Drivex		233.3	12	232.8	5	232.3	9	231.8	11	231.8	8	232,4
14	Keanu AL AZHARI	MP Motorsport		233.3	8	232.8	9	232.3	7	232.3	10	231.3	6	232,4
33	Mikkel PEDERSEN	Drivex		233.3	6	232.8	5	232.3	11	231.8	12	231.8	4	232,4
48	James EGOZI	Campos Racing		233.3	8	232.3	6	231.8	4	231.3	7	230.8	3	231,9
74	Rehan HAKIM	Monlau Motorsport	R	233.3	8	232.8	7	232.3	9	231.8	6	231.8	5	232,4
35	Adam HIDEG	CRAM Motorsport	R	232.8	6	232.8	7	232.3	8	230.8	5	230.3	9	231,8
37	Filippo FIORENTINO	CRAM Motorsport	R	232.8	5	232.8	6	231.8	12	231.8	11	231.3	10	232,1
3	Griffin PEEBLES	MP Motorsport		232.3	10	232.3	8	231.8	11	231.8	7	231.3	4	231,9
7	Maciej GLADYSZ	KCL MP Motorsport	R	232.3	3	231.8	11	231.3	4	230.8	12	230.8	9	231,4
11	Kirill KUTSKOV	GRS Team	R	232.3	5	231.8	8	231.3	9	231.3	11	230.8	6	231,5
69	Maximiliano RESTREPO	Saintéloc Racing		232.3	8	230.8	5	229.8	9	228.8	6	228.8	3	230,1
71	Mattia COLNAGHI	KCL MP Motorsport	R	232.3	11	231.8	7	231.8	8	231.8	10	231.3	4	231,8
10	Lorenzo CASTILLO	Tecnicar	R	231.8	7	230.3	9	230.3	8	229.8	10	228.8	4	230,2
12	Gustaw WISNIEWSKI	Tecnicar	R	231.8	10	231.8	9	231.8	7	231.8	6	231.8	3	231,8
21	Yevan DAVID	Saintéloc Racing	R	231.8	6	231.3	7	230.8	3	230.8	5	228.3	4	230,6
93	Matteo QUINTARELLI	Saintéloc Racing		231.8	6	231.3	5	231.3	7	231.3	8	229.8	3	231,1
9	René LAMMERS	MP Motorsport	R	231.3	11	231.3	8	231.3	7	230.8	4	230.8	3	231,1
28	Douwe DEDECKER	GRS Team		230.3	4	229.8	11	228.8	5	228.8	9	227.8	10	229,1



F4Spain ROUND 1 - JARAMA QUALIFYING PRACTICE 2

Best Sector Times

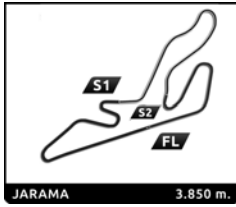
Sector 1			Sector 2			Sector 3			Ideal Lap	Best Lap
Pos	No Driver	Time	No Driver	Time	No Driver	Time	Pos	No Driver		
1	24 E.RIVERA	35.670	71 M.COLNAGHI	30.229	93 M.QUINTARELLI	25.762	1	71 M.COLNAGHI	1:31.821	1:31.821 (1)
2	71 M.COLNAGHI	35.696	27 L.FLUXÁ	30.238	8 E.TARNVANICHKUL	25.845	2	27 L.FLUXÁ	1:31.867	1:31.908 (2)
3	93 M.QUINTARELLI	35.729	23 J.PRZYROWSKI	30.243	14 K.AL AZHARI	25.879	3	23 J.PRZYROWSKI	1:31.893	1:32.006 (4)
4	18 A.CÁRDENAS	35.739	46 N.TYE	30.291	27 L.FLUXÁ	25.888	4	24 E.RIVERA	1:31.905	1:31.931 (3)
5	23 J.PRZYROWSKI	35.740	99 T.STRAUVEN	30.317	24 E.RIVERA	25.889	5	8 E.TARNVANICHKUL	1:31.941	1:32.147 (9)
6	27 L.FLUXÁ	35.741	8 E.TARNVANICHKUL	30.346	35 A.HIDEG	25.894	6	93 M.QUINTARELLI	1:31.946	1:32.145 (8)
7	22 P.BOUIZINELOS	35.741	24 E.RIVERA	30.346	71 M.COLNAGHI	25.896	7	99 T.STRAUVEN	1:31.974	1:32.091 (6)
8	99 T.STRAUVEN	35.750	66 F.MACEDO	30.387	99 T.STRAUVEN	25.907	8	18 A.CÁRDENAS	1:32.046	1:32.054 (5)
9	8 E.TARNVANICHKUL	35.750	18 A.CÁRDENAS	30.387	23 J.PRZYROWSKI	25.910	9	46 N.TYE	1:32.067	1:32.238 (11)
10	35 A.HIDEG	35.761	4 J.COTA	30.402	18 A.CÁRDENAS	25.920	10	35 A.HIDEG	1:32.067	1:32.142 (7)
11	9 R.LAMMERS	35.790	35 A.HIDEG	30.412	22 P.BOUIZINELOS	25.932	11	22 P.BOUIZINELOS	1:32.157	1:32.250 (13)
12	48 J.EGOZI	35.799	48 J.EGOZI	30.413	4 J.COTA	25.939	12	14 K.AL AZHARI	1:32.192	1:32.330 (16)
13	14 K.AL AZHARI	35.813	93 M.QUINTARELLI	30.455	21 Y.DAVID	25.949	13	4 J.COTA	1:32.200	1:32.240 (12)
14	46 N.TYE	35.814	77 L.RIED	30.470	46 N.TYE	25.962	14	48 J.EGOZI	1:32.206	1:32.216 (10)
15	55 P.LAMBERT	35.833	7 M.GLADYSZ	30.471	55 P.LAMBERT	25.982	15	9 R.LAMMERS	1:32.260	1:32.358 (17)
16	4 J.COTA	35.859	78 G.GÓMEZ	30.474	88 C.CANTÚ	25.988	16	66 F.MACEDO	1:32.285	1:32.285 (14)
17	21 Y.DAVID	35.863	9 R.LAMMERS	30.474	12 G.WISNIEWSKI	25.992	17	21 Y.DAVID	1:32.313	1:32.313 (15)
18	66 F.MACEDO	35.879	22 P.BOUIZINELOS	30.484	48 J.EGOZI	25.994	18	55 P.LAMBERT	1:32.366	1:32.367 (18)
19	7 M.GLADYSZ	35.898	12 G.WISNIEWSKI	30.496	9 R.LAMMERS	25.996	19	7 M.GLADYSZ	1:32.409	1:32.469 (19)
20	33 M.PEDERSEN	35.904	14 K.AL AZHARI	30.500	37 F.FIORENTINO	26.016	20	37 F.FIORENTINO	1:32.461	1:32.585 (22)
21	37 F.FIORENTINO	35.933	21 Y.DAVID	30.501	66 F.MACEDO	26.019	21	12 G.WISNIEWSKI	1:32.512	1:32.672 (24)
22	3 G.PEEBLES	35.957	11 K.KUTSKOV	30.509	77 L.RIED	26.022	22	29 D.NOGALES	1:32.543	1:32.583 (21)
23	50 T.GERHARDS	35.969	37 F.FIORENTINO	30.512	7 M.GLADYSZ	26.040	23	77 L.RIED	1:32.558	1:32.558 (20)
24	29 D.NOGALES	35.983	29 D.NOGALES	30.517	29 D.NOGALES	26.043	24	3 G.PEEBLES	1:32.580	1:32.601 (23)
25	19 M.RYBA	36.015	69 M.RESTREPO	30.538	78 G.GÓMEZ	26.060	25	33 M.PEDERSEN	1:32.587	1:32.734 (28)
26	11 K.KUTSKOV	36.016	50 T.GERHARDS	30.549	3 G.PEEBLES	26.072	26	11 K.KUTSKOV	1:32.610	1:32.734 (27)
27	12 G.WISNIEWSKI	36.024	55 P.LAMBERT	30.551	11 K.KUTSKOV	26.085	27	50 T.GERHARDS	1:32.634	1:32.680 (25)
28	74 R.HAKIM	36.033	3 G.PEEBLES	30.551	33 M.PEDERSEN	26.107	28	88 C.CANTÚ	1:32.648	1:32.717 (26)
29	77 L.RIED	36.066	88 C.CANTÚ	30.556	50 T.GERHARDS	26.116	29	78 G.GÓMEZ	1:32.767	1:32.877 (29)
30	88 C.CANTÚ	36.104	33 M.PEDERSEN	30.576	10 L.CASTILLO	26.120	30	19 M.RYBA	1:32.800	1:32.951 (30)
31	10 L.CASTILLO	36.119	10 L.CASTILLO	30.645	19 M.RYBA	26.126	31	10 L.CASTILLO	1:32.884	1:33.122 (33)
32	28 D.DEDECKER	36.184	74 R.HAKIM	30.657	69 M.RESTREPO	26.146	32	69 M.RESTREPO	1:32.894	1:32.995 (31)
33	32 W.DOBZRANSKI	36.207	19 M.RYBA	30.659	28 D.DEDECKER	26.179	33	74 R.HAKIM	1:32.942	1:33.081 (32)
34	69 M.RESTREPO	36.210	32 W.DOBZRANSKI	30.702	32 W.DOBZRANSKI	26.183	34	32 W.DOBZRANSKI	1:33.092	1:33.180 (35)
35	78 G.GÓMEZ	36.233	28 D.DEDECKER	30.780	74 R.HAKIM	26.252	35	28 D.DEDECKER	1:33.143	1:33.143 (34)



F4Spain
ROUND 1 - JARAMA
QUALIFYING PRACTICE 2

Fastest Lap Sequence

Elapsed	No	Driver	Team	Car	Class	Time	Kph	Lap
3:26.965	3	Griffin PEBBLES	MP Motorsport	Tatuus F4 T-421		1:34.841	146.1	2
3:28.266	9	René LAMMERS	MP Motorsport	Tatuus F4 T-421	R	1:34.643	146.4	2
3:29.079	7	Maciej GLADYSZ	KCL MP Motorsport	Tatuus F4 T-421	R	1:34.373	146.9	2
3:31.233	27	Lucas FLUXÁ	KCL MP Motorsport	Tatuus F4 T-421	R	1:34.260	147.0	2
3:51.741	19	Matus RYBA	Drivex	Tatuus F4 T-421	R	1:34.217	147.1	2
4:51.281	23	Jan PRZYROWSKI	Griffin Core by Campos	Tatuus F4 T-421	R	1:34.006	147.4	2
4:51.874	24	Ernesto RIVERA	Griffin Core by Campos	Tatuus F4 T-421	R	1:33.781	147.8	2
4:53.543	48	James EGOZI	Campos Racing	Tatuus F4 T-421		1:33.618	148.0	2
5:00.474	3	Griffin PEBBLES	MP Motorsport	Tatuus F4 T-421		1:33.509	148.2	3
5:01.607	9	René LAMMERS	MP Motorsport	Tatuus F4 T-421	R	1:33.341	148.5	3
5:04.522	27	Lucas FLUXÁ	KCL MP Motorsport	Tatuus F4 T-421	R	1:33.289	148.6	3
5:08.533	99	Thomas STRAUVEN	Rodin Motorsport	Tatuus F4 T-421	R	1:32.700	149.5	3
7:57.154	23	Jan PRZYROWSKI	Griffin Core by Campos	Tatuus F4 T-421	R	1:32.248	150.2	4
7:57.751	24	Ernesto RIVERA	Griffin Core by Campos	Tatuus F4 T-421	R	1:32.088	150.5	4
11:02.350	24	Ernesto RIVERA	Griffin Core by Campos	Tatuus F4 T-421	R	1:31.931	150.8	6
15:04.457	27	Lucas FLUXÁ	KCL MP Motorsport	Tatuus F4 T-421	R	1:31.908	150.8	8
18:54.565	71	Mattia COLNAGHI	KCL MP Motorsport	Tatuus F4 T-421	R	1:31.821	150.9	10



F4Spain ROUND 1 - JARAMA QUALIFYING PRACTICE 2

Sector Analysis

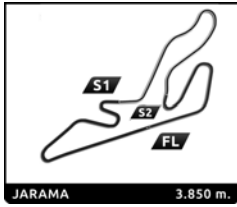
— Invalidated Lap

■ Personal Best

■ Session Best

■ Crossing the pit lane

Lap	Time	Sector 1	Sector 2	Sector 3	T.Sp	Elapsed	Lap	Time	Sector 1	Sector 2	Sector 3	T.Sp	Elapsed	
3	Griffin PEEBLES ESP MP Motorsport Tatuus F4 T-421							9	René LAMMERS NLD MP Motorsport Tatuus F4 T-421					
1	1:52.124	52.074	32.991	27.059	108.9	1:52.124	1	1:53.623	53.352	33.214	27.057	103.5	1:53.623	
2	1:34.841	37.395	31.038	26.408	223.1	3:26.965	2	1:34.643	37.341	30.973	26.329	216.4	3:28.266	
3	1:33.509	36.444	30.795	26.270	229.8	5:00.474	3	1:33.341	36.297	30.772	26.272	230.8	5:01.607	
4	1:39.191	36.226	31.541	31.424	231.3	6:39.665	4	1:39.354	36.139	31.342	31.873	230.8	6:40.961	
5	4:01.356	3:01.006	32.872	27.478	107.2	10:41.021	5	4:06.867	3:02.007	37.047	27.813	100.1	10:47.828	
6	1:38.343	38.693	33.246	26.404	207.7	12:19.364	6	1:39.751	41.141	31.981	26.629	178.2	12:27.579	
7	1:33.134	36.315	30.658	26.161	231.8	13:52.498	7	1:33.138	36.294	30.654	26.190	231.3	14:00.717	
8	1:32.950	36.097	30.736	26.117	232.3	15:25.448	8	1:32.460	35.929	30.506	26.025	231.3	15:33.177	
9	1:32.780	36.129	30.579	26.072	230.8	16:58.228	9	1:32.402	35.925	30.481	25.996	230.3	17:05.579	
10	1:32.601	35.957	30.551	26.093	232.3	18:30.829	10	1:32.590	36.085	30.474	26.031	230.3	18:38.169	
11	1:32.767	35.974	30.665	26.128	231.8	20:03.596	11	1:32.358	35.790	30.510	26.058	231.3	20:10.527	
4	Juan COTA ESP Drivex Tatuus F4 T-421							10	Lorenzo CASTILLO MEX Tecnicar Tatuus F4 T-421					
1	2:12.033	1:09.502	33.361	29.170	57.6	2:12.033	1	5:55.912	4:50.768	36.340	28.804	111.1	5:55.912	
2	1:34.538	37.116	31.036	26.386	227.4	3:46.571	2	1:41.570	38.812	32.720	30.038	211.4	7:37.482	
3	1:33.454	36.426	30.754	26.274	230.3	5:20.025	3	1:34.642	37.350	30.988	26.304	227.4	9:12.124	
4	1:32.796	36.200	30.487	26.109	230.3	6:52.821	4	1:35.749	36.296	31.880	27.573	228.8	10:47.873	
5	1:39.992	36.459	31.075	32.458	232.8	8:32.813	5	1:33.152	36.119	30.840	26.193	227.4	12:21.025	
6	3:05.066	2:04.256	34.128	26.682	107.0	11:37.879	6	1:33.204	36.245	30.839	26.120	228.3	13:54.229	
7	1:34.521	36.561	30.605	27.355	229.8	13:12.400	7	1:33.253	36.387	30.645	26.221	231.8	15:27.482	
8	1:32.640	36.160	30.490	25.990	231.8	14:45.040	8	1:33.192	36.186	30.777	26.229	230.3	17:00.674	
9	1:32.240	35.899	30.402	25.939	232.3	16:17.280	9	1:33.122	36.132	30.769	26.221	230.3	18:33.796	
10	1:32.309	35.859	30.464	25.986	231.8	17:49.589	10	1:33.611	36.205	31.106	26.300	229.8	20:07.407	
11	1:35.011	36.018	32.884	26.109	231.8	19:24.600								
12	1:32.628	35.969	30.511	26.148	233.3	20:57.228								
7	Maciej GLADYSZ POL KCL MP Motorsport Tatuus F4 T-421							11	Kirill KUTSKOV KGZ GRS Team Tatuus F4 T-421					
1	1:54.706	54.445	32.836	27.425	101.0	1:54.706	1	2:25.530	1:20.774	36.781	27.975	50.1	2:25.530	
2	1:34.373	37.031	30.984	26.358	228.3	3:29.079	2	1:38.215	37.791	33.972	26.452	205.3	4:03.745	
3	1:33.739	36.621	30.857	26.261	232.3	5:02.818	3	1:33.944	36.369	31.107	26.468	228.8	5:37.689	
4	1:39.429	36.240	31.201	31.988	231.3	6:42.247	4	1:33.481	36.427	30.875	26.179	228.3	7:11.170	
5	3:48.451	2:50.011	31.616	26.824	106.2	10:30.698	5	1:33.508	36.372	30.836	26.300	232.3	8:44.678	
6	1:33.429	36.418	30.628	26.383	228.8	12:04.127	6	1:43.175	37.037	31.727	34.411	230.8	10:27.853	
7	1:32.501	35.979	30.482	26.040	229.3	13:36.628	7	4:07.909	3:06.057	35.237	26.615	119.2	14:35.762	
8	1:32.469	35.924	30.487	26.058	230.8	15:09.097	8	1:34.651	37.262	31.133	26.256	231.8	16:10.413	
9	1:32.530	35.899	30.471	26.160	230.8	16:41.627	9	1:32.918	36.156	30.677	26.085	231.3	17:43.331	
10	1:32.573	35.898	30.558	26.117	229.8	18:14.200	10	1:32.734	36.043	30.509	26.182	228.8	19:16.065	
11	1:32.687	35.964	30.564	26.159	231.8	19:46.887	11	1:32.824	36.016	30.592	26.216	231.3	20:48.889	
12	1:40.912	36.002	30.883	34.027	230.8	21:27.799								
8	Enzo TARNVANICHKUL THA Campos Racing Tatuus F4 T-421							12	Gustaw WISNIEWSKI POL Tecnicar Tatuus F4 T-421					
1	3:23.344	2:23.813	32.301	27.230	108.9	3:23.344	1	6:46.970	5:33.539	38.626	34.805	108.4	6:46.970	
2	1:34.220	37.059	30.917	26.244	230.3	4:57.564	2	1:40.791	42.755	31.505	26.531	224.5	8:27.761	
3	1:33.065	36.110	30.463	26.492	234.3	6:30.629	3	1:34.222	37.385	30.775	26.062	231.8	10:01.983	
4	1:32.185	35.840	30.346	25.999	233.8	8:02.814	4	1:32.925	36.110	30.823	25.992	231.3	11:34.908	
5	1:32.233	35.830	30.558	25.845	232.8	9:35.047	5	1:32.840	36.141	30.683	26.016	231.3	13:07.748	
6	1:32.147	35.750	30.452	25.945	233.8	11:07.194	6	1:32.672	36.063	30.558	26.051	231.8	14:40.420	
7	1:33.076	36.525	30.487	26.064	234.3	12:40.270	7	1:32.840	36.267	30.496	26.077	231.8	16:13.260	
8	1:32.484	35.851	30.476	26.157	234.3	14:12.754	8	1:32.761	36.024	30.729	26.008	230.8	17:46.021	
9	1:47.021	40.863	31.870	34.288	179.4	15:59.775	9	1:32.851	36.027	30.701	26.123	231.8	19:18.872	
							10	1:40.553	36.157	30.681	33.715	231.8	20:59.425	
14	Keanu AL AZHARI ARE MP Motorsport Tatuus F4 T-421													



F4Spain ROUND 1 - JARAMA QUALIFYING PRACTICE 2

Sector Analysis

— Invalidated Lap

■ Personal Best

■ Session Best

■ Crossing the pit lane

Lap	Time	Sector 1	Sector 2	Sector 3	T.Sp	Elapsed	Lap	Time	Sector 1	Sector 2	Sector 3	T.Sp	Elapsed
1	4:21.778	3:17.736	35.222	28.820	93.0	4:21.778	6	1:38.120B	36.045	30.645	31.430	234.8	9:54.247
2	1:38.792	39.804	32.178	26.810	192.5	6:00.570	7	3:29.350	2:26.800	34.406	28.144	115.6	13:23.597
3	1:35.218	37.319	31.270	26.629	228.8	7:35.788	8	1:38.906	38.117	33.503	27.286	212.6	15:02.503
4	1:33.072	36.312	30.644	26.116	229.8	9:08.860	9	1:32.663	36.044	30.484	26.135	232.3	16:35.166
5	1:32.559	36.051	30.582	25.926	229.3	10:41.419	10	1:32.250	35.741	30.557	25.952	232.8	18:07.416
6	1:32.330	35.813	30.500	26.017	231.3	12:13.749	11	1:32.271	35.814	30.525	25.932	233.3	19:39.687
7	1:32.402	35.996	30.527	25.879	232.3	13:46.151	12	1:47.169B	35.989	32.254	38.926	233.8	21:26.856
8	1:36.531	35.864	34.596	26.071	233.3	15:22.682							
9	1:32.584	35.893	30.590	26.101	232.8	16:55.266							
10	1:39.446B	35.834	30.508	33.104	232.3	18:34.712							

18 Andrés CÁRDENAS PER						
Griffin Core by Campos Tatuus F4 T-421						
1	3:22.479	2:23.146	32.302	27.031	107.2	3:22.479
2	1:34.325	37.136	30.972	26.217	215.1	4:56.804
3	1:32.711	36.037	30.685	25.989	235.3	6:29.515
4	1:32.293	35.856	30.434	26.003	234.8	8:01.808
5	1:32.090	35.780	30.387	25.923	234.3	9:33.898
6	1:32.054	35.739	30.395	25.920	235.3	11:05.952
7	1:32.187	35.824	30.403	25.960	236.3	12:38.139
8	1:32.316	35.923	30.420	25.973	236.8	14:10.455
9	1:32.293	35.876	30.399	26.018	234.3	15:42.748
10	1:38.577B	35.998	30.533	32.046	232.3	17:21.325

19 Matus RYBA SVK						
Drivex Tatuus F4 T-421						
1	2:17.524	1:14.927	33.647	28.950	40.2	2:17.524
2	1:34.217	37.006	30.992	26.219	224.1	3:51.741
3	1:33.626	36.320	30.931	26.375	229.3	5:25.367
4	1:33.219	36.195	30.683	26.341	229.8	6:58.586
5	1:32.951	36.042	30.690	26.219	230.8	8:31.537
6	1:33.476	36.143	31.096	26.237	230.8	10:05.013
7	1:33.169	36.079	30.732	26.358	230.8	11:38.182
8	1:38.415	37.685	31.247	29.483	234.3	13:16.597
9	1:33.063	36.167	30.682	26.214	230.3	14:49.660
10	1:33.127	36.155	30.776	26.196	229.8	16:22.787
11	1:34.753	36.945	31.585	26.223	217.3	17:57.540
12	1:33.042	36.139	30.659	26.244	230.3	19:30.582
13	1:32.971	36.015	30.830	26.126	230.8	21:03.553

21 Yevan DAVID LKA						
Saintéloc Racing Tatuus F4 T-421						
1	6:48.146	5:30.398	44.850	32.898	93.8	6:48.146
2	1:36.126	38.664	31.306	26.156	193.9	8:24.272
3	1:34.783	36.097	32.505	26.181	230.8	9:59.055
4	1:32.881	36.102	30.646	26.133	228.3	11:31.936
5	1:32.524	36.058	30.508	25.958	230.8	13:04.460
6	1:32.313	35.863	30.501	25.949	231.8	14:36.773
7	1:39.304B	36.012	30.725	32.567	231.3	16:16.077

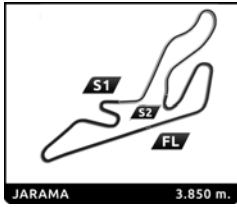
22 Peter BOUZINELOS AUS						
Rodin Motorsport Tatuus F4 T-421						
1	2:02.119	1:01.388	33.384	27.347	102.8	2:02.119
2	1:34.436	36.941	31.010	26.485	228.3	3:36.555
3	1:33.576	36.572	30.734	26.270	234.8	5:10.131
4	1:33.218	36.030	30.863	26.325	233.3	6:43.349
5	1:32.778	36.097	30.593	26.088	234.8	8:16.127

23 Jan PRZYROWSKI POL						
Griffin Core by Campos Tatuus F4 T-421						
1	3:17.275	2:18.334	32.146	26.795	110.2	3:17.275
2	1:34.006	36.960	30.909	26.137	216.9	4:51.281
3	1:33.625	36.736	30.700	26.189	229.8	6:24.906
4	1:32.248	35.953	30.385	25.910	231.3	7:57.154
5	1:32.192	35.866	30.331	25.995	230.8	9:29.346
6	1:32.379	35.740	30.517	26.122	233.3	11:01.725
7	1:38.866B	35.898	30.415	32.553	232.3	12:40.591
8	2:40.148	1:39.418	34.426	26.304	112.4	15:20.739
9	1:32.716	36.400	30.372	25.944	227.4	16:53.455
10	1:32.121	35.877	30.311	25.933	232.3	18:25.576
11	1:32.082	35.792	30.304	25.986	234.3	19:57.658
12	1:32.006	35.817	30.243	25.946	232.3	21:29.664

24 Ernesto RIVERA MEX						
Griffin Core by Campos Tatuus F4 T-421						
1	3:18.093	2:19.256	32.129	26.708	106.1	3:18.093
2	1:33.781	36.858	30.831	26.092	231.3	4:51.874
3	1:33.789	36.845	30.599	26.345	234.3	6:25.663
4	1:32.088	35.820	30.379	25.889	234.8	7:57.751
5	1:32.668	35.992	30.395	26.281	234.8	9:30.419
6	1:31.931	35.670	30.346	25.915	234.8	11:02.350
7	1:40.177B	35.787	30.602	33.788	235.3	12:42.527
8	2:39.260	1:42.578	30.623	26.059	121.6	15:21.787
9	1:40.116B	36.044	30.494	33.578	234.8	17:01.903

27 Lucas FLUXÁ ESP						
KCL MP Motorsport Tatuus F4 T-421						
1	1:56.973	56.766	32.828	27.379	110.0	1:56.973
2	1:34.260	36.988	30.886	26.386	227.4	3:31.233
3	1:33.289	36.310	30.687	26.292	230.8	5:04.522
4	1:40.029B	36.146	31.415	32.468	232.8	6:44.551
5	3:41.548	2:41.457	33.066	27.025	111.6	10:26.099
6	1:34.294	37.331	30.816	26.147	220.9	12:00.393
7	1:32.156	35.887	30.381	25.888	229.8	13:32.549
8	1:31.908	35.741	30.238	25.929	231.8	15:04.457
9	1:34.466	35.838	31.943	26.685	233.3	16:38.923
10	1:32.122	35.783	30.433	25.906	231.8	18:11.045
11	1:32.236	35.827	30.414	25.995	232.3	19:43.281
12	1:32.363	35.962	30.350	26.051	233.8	21:15.644

28 Douwe DEDECKER BEL						
GRS Team Tatuus F4 T-421						
1	2:22.398	1:20.090	34.425	27.883	42.1	2:22.398
2	1:37.117	38.211	31.208	27.698	202.2	3:59.515
3	1:33.780	36.569	30.958	26.253	227.8	5:33.295
4	1:33.315	36.236	30.787	26.292	230.3	7:06.610
5	1:33.143	36.184	30.780	26.179	228.8	8:39.753



F4Spain ROUND 1 - JARAMA QUALIFYING PRACTICE 2

Sector Analysis

— Invalidated Lap

■ Personal Best

■ Session Best

B Crossing the pit lane

Lap	Time	Sector 1	Sector 2	Sector 3	T.Sp	Elapsed	Lap	Time	Sector 1	Sector 2	Sector 3	T.Sp	Elapsed
6	1:44.534 B	38.060	32.895	33.579	220.4	10:24.287	5	1:32.245	35.761	30.590	25.894	230.8	12:47.257
7	4:01.615	3:02.617	32.044	26.954	117.5	14:25.902	6	1:32.142	35.792	30.412	25.938	232.8	14:19.399
8	1:34.244	36.918	30.944	26.382	221.8	16:00.146	7	1:32.906	35.891	30.544	26.471	232.8	15:52.305
9	1:33.762	36.518	30.843	26.401	228.8	17:33.908	8	1:32.607	35.976	30.595	26.036	232.3	17:24.912
10	1:34.252	37.094	30.843	26.315	227.8	19:08.160	9	1:42.630 B	36.184	31.051	35.395	230.3	19:07.542
11	1:33.793	36.465	30.947	26.381	229.8	20:41.953							

29 Daniel NOGALES ESP						
DXR by Drivex Tatuus F4 T-421						
1	2:21.571	1:19.485	34.429	27.657	43.7	2:21.571
2	1:35.876	38.430	31.170	26.276	201.9	3:57.447
3	1:33.027	36.368	30.558	26.101	232.3	5:30.474
4	1:32.799	36.123	30.561	26.115	230.8	7:03.273
5	1:32.683	36.053	30.543	26.087	231.8	8:35.956
6	1:32.831	36.153	30.538	26.140	232.3	10:08.787
7	1:33.047	36.243	30.545	26.259	233.3	11:41.834
8	1:40.459	36.422	36.021	28.016	235.8	13:22.293
9	1:32.660	36.038	30.517	26.105	233.3	14:54.953
10	1:32.819	36.051	30.725	26.043	232.8	16:27.772
11	1:32.717	36.011	30.563	26.143	233.3	18:00.489
12	1:32.583	35.983	30.540	26.060	233.3	19:33.072
13	1:40.957 B	36.305	30.626	34.026	236.3	21:14.029

32 Wiktor DOBRZANSKI POL						
Tecnicar Tatuus F4 T-421						
1	5:58.485	4:58.226	33.206	27.053	111.1	5:58.485
2	1:39.851	38.472	34.850	26.529	182.7	7:38.336
3	1:34.354	36.923	31.074	26.357	232.3	9:12.690
4	1:35.598	36.310	32.453	26.835	232.8	10:48.288
5	1:33.404	36.407	30.751	26.246	229.8	12:21.692
6	1:33.180	36.207	30.743	26.230	231.8	13:54.872
7	1:33.287	36.342	30.702	26.243	232.8	15:28.159
8	1:33.195	36.241	30.771	26.183	233.8	17:01.354
9	1:33.545	36.383	30.870	26.292	235.8	18:34.899
10	1:39.275 B	36.431	31.156	31.688	232.3	20:14.174

33 Mikkel PEDERSEN DNK						
Drivex Tatuus F4 T-421						
1	2:15.872	1:13.711	32.443	29.718	45.3	2:15.872
2	1:34.433	36.954	30.988	26.491	219.1	3:50.305
3	1:33.043	36.214	30.691	26.138	230.8	5:23.348
4	1:32.843	36.019	30.650	26.174	231.8	6:56.191
5	1:32.907	36.052	30.641	26.214	232.8	8:29.098
6	1:39.405 B	36.480	31.076	31.849	233.3	10:08.503
7	3:16.004	2:09.657	36.963	29.384	102.3	13:24.507
8	1:42.813	39.267	35.563	27.983	198.2	15:07.320
9	1:36.929	36.475	33.582	26.872	228.8	16:44.249
10	1:33.126	36.237	30.698	26.191	231.8	18:17.375
11	1:32.734	35.904	30.576	26.254	232.3	19:50.109
12	1:32.751	36.019	30.625	26.107	231.8	21:22.860

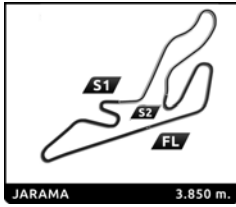
35 Adam HIDEG HUN						
CRAM Motorsport Tatuus F4 T-421						
1	6:28.782	5:23.281	34.953	30.548	81.2	6:28.782
2	1:40.591	41.337	32.545	26.709	166.2	8:09.373
3	1:33.216	36.434	30.757	26.025	227.4	9:42.589
4	1:32.423	35.889	30.600	25.934	229.3	11:15.012

37 Filippo FIORENTINO BRA						
CRAM Motorsport Tatuus F4 T-421						
1	2:23.946	1:21.265	34.264	28.417	47.3	2:23.946
2	1:37.145	38.163	32.429	26.553	192.9	4:01.091
3	1:33.638	36.647	30.713	26.278	227.8	5:34.729
4	1:32.867	36.207	30.644	26.016	230.8	7:07.596
5	1:32.724	36.107	30.512	26.105	232.8	8:40.320
6	1:38.031 B	35.983	30.561	31.487	232.8	10:18.351
7	3:05.927	2:04.480	33.411	28.036	115.1	13:24.278
8	1:39.208	38.613	33.709	26.886	206.9	15:03.486
9	1:32.915	36.214	30.633	26.068	230.8	16:36.401
10	1:32.668	35.989	30.592	26.087	231.3	18:09.069
11	1:32.585	35.985	30.582	26.018	231.8	19:41.654
12	1:41.052 B	35.933	30.594	34.525	231.8	21:22.706

46 Nathan TYE GBR						
Campos Racing Tatuus F4 T-421						
1	3:21.096	2:21.949	32.108	27.039	98.7	3:21.096
2	1:33.821	36.765	30.646	26.410	228.3	4:54.917
3	1:33.419	36.320	31.004	26.095	231.3	6:28.336
4	1:32.274	35.923	30.356	25.995	232.3	8:00.610
5	1:32.296	35.867	30.329	26.100	233.3	9:32.906
6	1:32.260	35.907	30.391	25.962	233.3	11:05.166
7	1:32.297	35.814	30.392	26.091	234.8	12:37.463
8	1:42.465 B	36.059	33.731	32.675	232.3	14:19.928
9	2:26.943	1:28.685	31.531	26.727	109.6	16:46.871
10	1:35.435	36.515	31.724	27.196	230.3	18:22.306
11	1:32.463	35.985	30.373	26.105	233.8	19:54.769
12	1:32.238	35.815	30.291	26.132	235.3	21:27.007

48 James EGOZI ITA						
Campos Racing Tatuus F4 T-421						
1	3:19.925	2:20.819	32.297	26.809	104.4	3:19.925
2	1:33.618	36.742	30.728	26.148	229.3	4:53.543
3	1:33.349	36.699	30.554	26.096	230.8	6:26.892
4	1:32.375	35.892	30.476	26.007	231.8	7:59.267
5	1:32.254	35.843	30.417	25.994	230.8	9:31.521
6	1:32.216	35.799	30.413	26.004	232.3	11:03.737
7	1:35.530	36.068	30.684	28.778	231.3	12:39.267
8	1:39.223 B	35.896	30.591	32.736	233.3	14:18.490

50 Tim GERHARDS NLD						
Monlau Motorsport Tatuus F4 T-421						
1	4:28.211	3:25.400	35.047	27.764	107.2	4:28.211
2	1:38.339	40.230	31.548	26.561	190.5	6:06.550
3	1:37.378	36.309	30.610	30.459	231.3	7:43.928
4	1:32.856	36.113	30.608	26.135	231.3	9:16.784
5	1:32.680	35.969	30.549	26.162	231.3	10:49.464
6	1:43.102	37.017	39.689	26.396	234.3	12:32.566
7	1:32.865	36.131	30.618	26.116	232.3	14:05.431
8	1:39.110 B	36.052	31.302	31.756	232.8	15:44.541

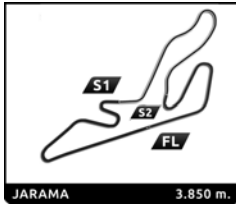


F4Spain ROUND 1 - JARAMA QUALIFYING PRACTICE 2

Sector Analysis

— Invalidated Lap ■ Personal Best ■ Session Best B Crossing the pit lane

Lap	Time	Sector 1	Sector 2	Sector 3	T.Sp	Elapsed	Lap	Time	Sector 1	Sector 2	Sector 3	T.Sp	Elapsed
55	Preston LAMBERT					USA	74	Rehan HAKIM					DEU
	Rodin Motorsport					Tatuus F4 T-421		Monlau Motorsport					Tatuus F4 T-421
1	2:05.588	1:02.458	35.181	27.949	105.8	2:05.588	1	4:35.052	3:30.890	34.624	29.538	99.1	4:35.052
2	1:35.819	38.131	31.085	26.603	199.3	3:41.407	2	1:39.071	38.761	32.617	27.693	227.4	6:14.123
3	1:33.748	36.632	30.823	26.293	229.3	5:15.155	3	1:34.356	36.747	30.870	26.739	230.8	7:48.479
4	1:39.983B	36.231	30.703	33.049	230.8	6:55.138	4	1:33.398	36.403	30.657	26.338	231.3	9:21.877
5	3:43.490	2:43.266	33.269	26.955	107.8	10:38.628	5	1:33.949	36.637	30.969	26.343	231.8	10:55.826
6	1:33.930	37.157	30.561	26.212	202.6	12:12.558	6	1:33.280	36.242	30.731	26.307	231.8	12:29.106
7	1:32.760	36.114	30.570	26.076	230.8	13:45.318	7	1:33.169	36.215	30.702	26.252	232.8	14:02.275
8	1:32.367	35.833	30.552	25.982	232.3	15:17.685	8	1:33.081	36.033	30.725	26.323	233.3	15:35.356
9	1:32.564	35.873	30.661	26.030	230.8	16:50.249	9	1:37.319	37.713	32.702	26.904	232.3	17:12.675
10	1:34.357	36.343	30.790	27.224	231.8	18:24.606	10	1:33.508	36.309	30.838	26.361	230.8	18:46.183
11	1:33.979	35.984	30.551	27.444	231.8	19:58.585	11	1:48.627B	38.216	33.966	36.445	231.8	20:34.810
12	1:32.626	36.058	30.557	26.011	233.8	21:31.211							
66	Francisco MACEDO					PRT	77	Lenny RIED					DEU
	DXR by Drivex					Tatuus F4 T-421		Monlau Motorsport					Tatuus F4 T-421
1	2:20.955	1:18.179	34.284	28.492	40.1	2:20.955	1	4:33.546	3:32.696	33.548	27.302	100.7	4:33.546
2	1:36.007	38.283	31.192	26.532	209.3	3:56.962	2	1:38.784	38.407	33.151	27.226	225.9	6:12.330
3	1:34.831	36.454	32.213	26.164	229.3	5:31.793	3	1:33.767	36.636	30.870	26.261	231.3	7:46.097
4	1:32.999	36.021	30.703	26.275	231.3	7:04.792	4	1:33.012	36.265	30.591	26.156	232.3	9:19.109
5	1:32.800	36.144	30.548	26.108	232.8	8:37.592	5	1:32.558	36.066	30.470	26.022	233.3	10:51.667
6	1:32.285	35.879	30.387	26.019	232.8	10:09.877	6	1:32.886	36.221	30.548	26.117	234.3	12:24.553
7	1:38.545B	36.006	30.763	31.776	234.3	11:48.422	7	1:42.109B	36.504	33.128	32.477	233.8	14:06.662
8	2:55.846	1:56.664	32.122	27.060	113.7	14:44.268	8	2:35.871	1:31.881	36.199	27.791	95.8	16:42.533
9	1:37.106	39.572	31.103	26.431	204.2	16:21.374	9	1:36.542	38.311	31.717	26.514	231.3	18:19.075
10	1:33.376	36.458	30.770	26.148	221.8	17:54.750	10	1:33.342	36.431	30.649	26.262	233.8	19:52.417
11	1:32.710	35.957	30.518	26.235	231.8	19:27.460	11	1:33.291	36.159	30.758	26.374	234.3	21:25.708
12	1:39.605B	36.031	30.604	32.970	232.3	21:07.065							
69	Maximiliano RESTREPO					COL	78	Gabriel GÓMEZ					ITA
	Saintéloc Racing					Tatuus F4 T-421		TC Racing					Tatuus F4 T-421
1	6:49.445	5:32.747	44.384	32.314	78.5	6:49.445	1	5:57.548	4:55.198	34.812	27.538	96.1	5:57.548
2	1:37.239	38.735	31.865	26.639	175.0	8:26.684	2	1:39.521	38.956	33.790	26.775	206.5	7:37.069
3	1:41.289	38.206	34.823	28.260	228.8	10:07.973	3	1:33.635	36.688	30.785	26.162	231.3	9:10.704
4	1:33.440	36.485	30.727	26.228	226.9	11:41.413	4	1:33.038	36.287	30.672	26.079	231.3	10:43.742
5	1:38.592	37.619	32.953	28.020	230.8	13:20.005	5	1:33.643	36.872	30.632	26.139	231.8	12:17.385
6	1:33.166	36.210	30.739	26.217	228.8	14:53.171	6	1:36.341	39.076	30.960	26.305	230.3	13:53.726
7	1:33.118	36.216	30.612	26.290	228.3	16:26.289	7	1:32.877	36.269	30.474	26.134	233.8	15:26.603
8	1:33.303	36.400	30.668	26.235	232.3	17:59.592	8	1:32.947	36.233	30.523	26.191	232.3	16:59.550
9	1:32.995	36.311	30.538	26.146	229.8	19:32.587	9	1:33.001	36.253	30.572	26.176	231.3	18:32.551
10	1:47.390B	38.545	34.563	34.282	225.0	21:19.977	10	1:33.083	36.335	30.688	26.060	231.8	20:05.634
71	Mattia COLNAGHI					ITA	88	Cristian CANTÚ					MEX
	KCL MP Motorsport					Tatuus F4 T-421		TC Racing					Tatuus F4 T-421
1	1:58.036	58.162	32.581	27.293	99.8	1:58.036	1	5:59.409	4:55.837	36.460	27.112	110.8	5:59.409
2	1:35.219	37.506	31.221	26.492	229.8	3:33.255	2	1:38.221	38.943	32.593	26.685	204.9	7:37.630
3	1:33.878	36.656	30.883	26.339	230.3	5:07.133	3	1:33.874	36.447	31.051	26.376	224.1	9:11.504
4	1:39.223B	36.531	31.202	31.490	231.3	6:46.356	4	1:33.042	36.436	30.560	26.046	232.3	10:44.546
5	4:18.376	3:12.273	36.339	29.764	90.2	11:04.732	5	1:33.251	36.438	30.558	26.255	232.8	12:17.797
6	1:40.488	40.187	33.894	26.407	197.1	12:45.220	6	1:32.939	36.284	30.667	25.988	234.3	13:50.736
7	1:32.887	36.425	30.452	26.010	231.8	14:18.107	7	1:32.717	36.104	30.556	26.057	231.8	15:23.453
8	1:32.655	36.083	30.615	25.957	231.8	15:50.762	8	1:33.195	36.329	30.676	26.190	233.8	16:56.648
9	1:31.982	35.784	30.280	25.918	230.8	17:22.744	9	1:32.998	36.219	30.635	26.144	232.8	18:29.646
10	1:31.821	35.696	30.229	25.896	231.8	18:54.565	10	1:46.369B	36.365	36.775	33.229	232.8	20:16.015
11	1:32.053	35.814	30.288	25.951	232.3	20:26.618							
93	Matteo QUINTARELLI					ARE							
	Saintéloc Racing					Tatuus F4 T-421							



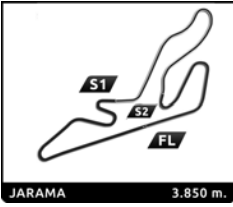
F4Spain ROUND 1 - JARAMA QUALIFYING PRACTICE 2

Sector Analysis

— Invalidated Lap ■ Personal Best ■ Session Best B Crossing the pit lane

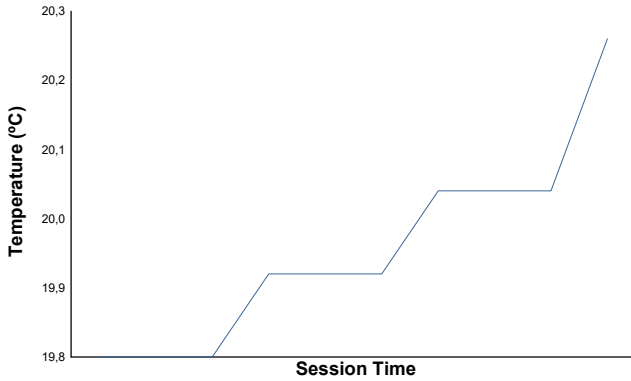
Lap	Time	Sector 1	Sector 2	Sector 3	T.Spd	Elapsed	Lap	Time	Sector 1	Sector 2	Sector 3	T.Spd	Elapsed
1	6:47.816	5:27.312	46.588	33.916	98.3	6:47.816							
2	1:35.311	38.171	30.872	26.268	219.1	8:23.127							
3	1:33.202	36.644	30.519	26.039	229.8	9:56.329							
4	1:32.578	35.953	30.594	26.031	229.8	11:28.907							
5	1:32.330	35.841	30.493	25.996	231.3	13:01.237							
6	1:32.145	35.928	30.455	25.762	231.8	14:33.382							
7	1:32.155	35.729	30.507	25.919	231.3	16:05.537							
8	1:37.681 B	35.931	30.497	31.253	231.3	17:43.218							

99	Thomas STRAUVEN	BEL				
	Rodin Motorsport	Tatuus F4 T-421				
1	2:00.495	1:00.197	33.214	27.084	103.4	2:00.495
2	1:35.338	36.994	31.144	27.200	229.3	3:35.833
3	1:32.700	36.109	30.509	26.082	232.8	5:08.533
4	1:34.151	35.905	30.876	27.370	234.3	6:42.684
5	1:32.221	35.790	30.380	26.051	233.3	8:14.905
6	1:37.944 B	35.785	30.468	31.691	233.3	9:52.849
7	3:17.719	2:17.622	33.263	26.834	97.5	13:10.568
8	1:36.222	39.274	30.821	26.127	184.6	14:46.790
9	1:32.415	36.053	30.317	26.045	233.8	16:19.205
10	1:32.129	35.750	30.361	26.018	233.3	17:51.334
11	1:32.320	35.912	30.354	26.054	233.3	19:23.654
12	1:32.091	35.839	30.345	25.907	233.3	20:55.745

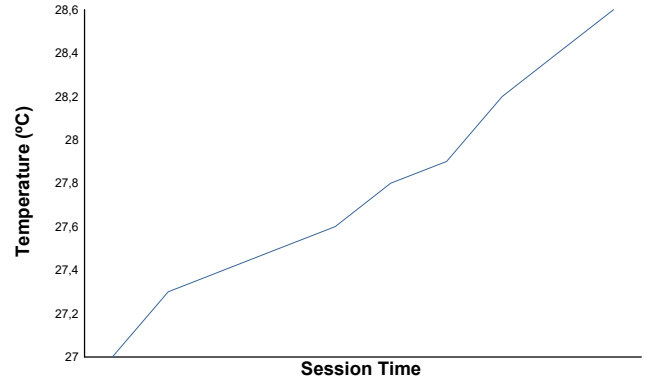


ROUND 1 - JARAMA
 F4Spain
 QUALIFYING PRACTICE 2
 Weather Report

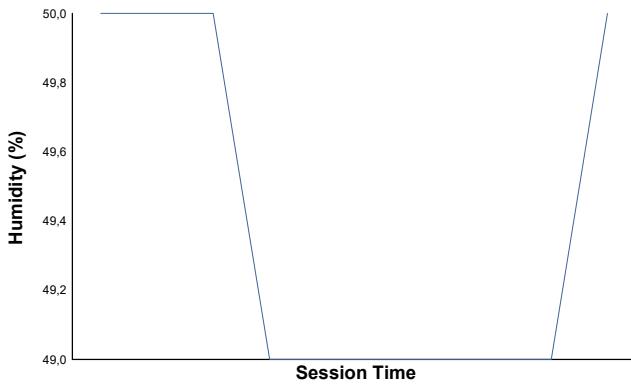
Air Temperature



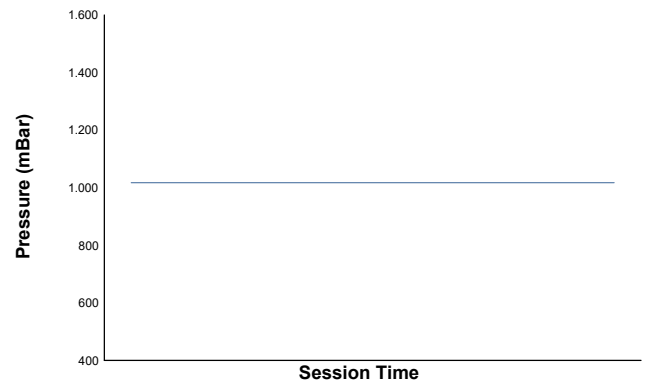
Track Temperature



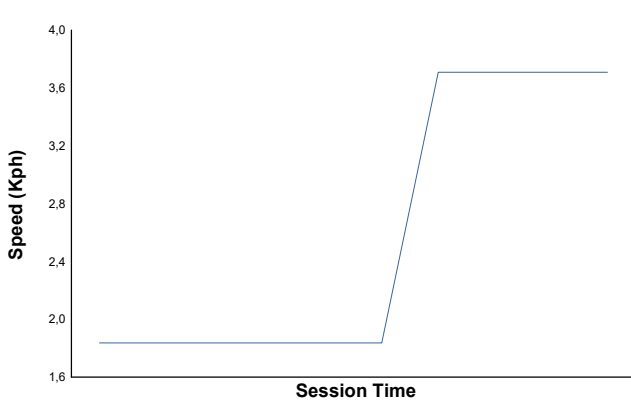
Humidity



Pressure




Wind Speed

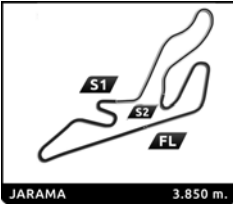


Wind Direction

North=0°/360° East=90° South=180° West=270°





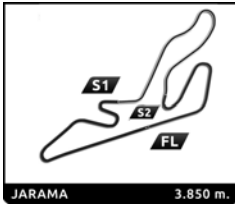
Track Status: **DRY**



F4Spain
ROUND 1 - JARAMA
QUALIFYING PRACTICE 2

Flag Analysis

Flag	Time
 GREEN FLAG	10:00:00.000
 CHEQUERED FLAG	10:20:00.000



F4Spain
ROUND 1 - JARAMA
RACE 2 (25 Minutes +1 Lap)

Final Starting Grid

1:34.359	Matus RYBA	Drivex	19	- 18 -			
1:34.093	Wiktor DOBRZANSKI	Tecnicar	32	- 17 -	74	Monlau Motorsport	1:34.134 Rehan HAKIM
1:34.060	Filippo FIORENTINO	CRAM Motorsport	37	- 16 -	10	Tecnicar	1:34.076 Lorenzo CASTILLO
1:34.036	Gustaw WISNIEWSKI	Tecnicar	12	- 15 -	50	Monlau Motorsport	1:33.936 Tim GERHARDS
1:33.982	Kirill KUTSKOV	GRS Team	11	- 14 -	28	GRS Team	1:34.015 Douwe DEDECKER
1:33.810	Cristian CANTÚ	TC Racing	88	- 13 -	35	CRAM Motorsport	1:33.812 Adam HIDEG
1:33.692	Yevan DAVID	Saintéloc Racing	21	- 12 -	77	Monlau Motorsport	1:33.723 Lenny RIED
1:33.608	Preston LAMBERT	Rodin Motorsport	55	- 11 -	33	Drivex	1:33.653 Mikkel PEDERSEN
1:33.579	Francisco MACEDO	DXR by Drivex	66	- 10 -	78	TC Racing	1:33.607 Gabriel GÓMEZ
1:33.536	Maximiliano RESTREPO	Saintéloc Racing	69	- 9 -	4	Drivex	1:33.556 Juan COTA
1:33.418	Jan PRZYROWSKI	Griffin Core by Campos	23	- 8 -	29	DXR by Drivex	1:33.477 Daniel NOGALES
1:33.281	Matteo QUINTARELLI	Saintéloc Racing	93	- 7 -	3	MP Motorsport	1:33.409 Griffin PEEBLES
1:33.345	Nathan TYE	Campos Racing	46	- 6 -	9	MP Motorsport	1:33.382 René LAMMERS
1:33.313	Andrés CÁRDENAS	Griffin Core by Campos	18	- 5 -	8	Campos Racing	1:33.342 Enzo TARNVANICHKUL
1:33.227	Mattia COLNAGHI	KCL MP Motorsport	71	- 4 -	22	Rodin Motorsport	1:33.289 Peter BOUZINELOS
1:33.183	Keanu AL AZHARI	MP Motorsport	14	- 3 -	48	Campos Racing	1:33.195 James EGOZI
1:33.132	Maciej GLADYSZ	KCL MP Motorsport	7	- 2 -	24	Griffin Core by Campos	1:33.162 Ernesto RIVERA
1:33.012	Thomas STRAUVEN	Rodin Motorsport	99	- 1 -	27	KCL MP Motorsport	1:33.023 Lucas FLUXÁ

Pole

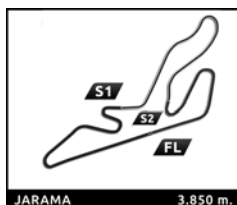
Published at:

Juan B. FONT Noelia FRANCO Carmen SOLÍS

Timekeeper:

Alberto Estébanez





F4Spain

ROUND 1 - JARAMA

RACE 2 (25 Minutes +1 Lap)

Final Classification

No	Driver	Nat	Team	Car	Cl.	Laps	Total Time	Gap	Kph	Best Lap		
										Lap	Time	Kph
1	99 Thomas STRAUVEN	BEL	Rodin Motorsport	Tatuus F4 T-421	R	16	47:59.043	-	77.0	12	1:33.382	148.4
2	7 Maciej GLADYSZ	POL	KCL MP Motorsport	Tatuus F4 T-421	R	16	47:59.984	+0.941	77.0	7	1:33.391	148.4
3	14 Keanu AL AZHARI	ARE	MP Motorsport	Tatuus F4 T-421		16	48:00.138	+1.095	77.0	7	1:33.358	148.5
4	48 James EGOZI	ITA	Campos Racing	Tatuus F4 T-421		16	48:00.533	+1.490	77.0	7	1:33.498	148.2
5	22 Peter BOUZINELOS	AUS	Rodin Motorsport	Tatuus F4 T-421	R	16	48:01.118	+2.075	77.0	5	1:33.508	148.2
6	18 Andrés CÁRDENAS	PER	Griffin Core by Campos	Tatuus F4 T-421		16	48:01.572	+2.529	77.0	6	1:33.420	148.4
7	8 Enzo TARNVANICHKUL	THA	Campos Racing	Tatuus F4 T-421	R	16	48:02.959	+3.916	76.9	10	1:33.724	147.9
8	9 René LAMMERS	NLD	MP Motorsport	Tatuus F4 T-421	R	16	48:03.082	+4.039	76.9	8	1:33.522	148.2
9	93 Matteo QUINTARELLI	ARE	Saintéloc Racing	Tatuus F4 T-421		16	48:03.263	+4.220	76.9	6	1:33.741	147.9
10	29 Daniel NOGALES	ESP	DXR by Drivex	Tatuus F4 T-421		16	48:03.426	+4.383	76.9	8	1:33.443	148.3
11	23 Jan PRZYROWSKI	POL	Griffin Core by Campos	Tatuus F4 T-421	R	16	48:03.659	+4.616	76.9	8	1:33.577	148.1
12	4 Juan COTA	ESP	Drivex	Tatuus F4 T-421		16	48:04.168	+5.125	76.9	12	1:34.220	147.1
13	78 Gabriel GÓMEZ	ITA	TC Racing	Tatuus F4 T-421	R	16	48:04.481	+5.438	76.9	9	1:33.930	147.6
14	55 Preston LAMBERT	USA	Rodin Motorsport	Tatuus F4 T-421	R	16	48:05.044	+6.001	76.9	9	1:33.749	147.8
15	21 Yevan DAVID	LKA	Saintéloc Racing	Tatuus F4 T-421	R	16	48:05.435	+6.392	76.9	10	1:33.867	147.7
16	35 Adam HIDEG	HUN	CRAM Motorsport	Tatuus F4 T-421	R	16	48:06.072	+7.029	76.8	8	1:34.494	146.7
17	77 Lenny RIED	DEU	Monlau Motorsport	Tatuus F4 T-421	R	16	48:06.620	+7.577	76.8	10	1:34.468	146.7
18	11 Kirill KUTSKOV	KGZ	GRS Team	Tatuus F4 T-421	R	16	48:06.925	+7.882	76.8	11	1:34.522	146.6
19	88 Cristian CANTÚ	MEX	TC Racing	Tatuus F4 T-421		16	48:07.257	+8.214	76.8	11	1:34.636	146.5
20	28 Douwe DEDECKER	BEL	GRS Team	Tatuus F4 T-421		16	48:07.392	+8.349	76.8	9	1:34.608	146.5
21	37 Filippo FIORENTINO	BRA	CRAM Motorsport	Tatuus F4 T-421	R	16	48:07.860	+8.817	76.8	10	1:34.641	146.4
22	32 Wiktor DOBRZANSKI	POL	Tecnicar	Tatuus F4 T-421	R	16	48:08.933	+9.890	76.8	5	1:34.778	146.2
23	3 Griffin PEEBLES	ESP	MP Motorsport	Tatuus F4 T-421		16	48:09.449	+10.406	76.7	6	1:34.307	147.0
24	50 Tim GERHARDS	NLD	Monlau Motorsport	Tatuus F4 T-421	R	16	48:11.006	+11.963	76.7	10	1:34.683	146.4
25	19 Matus RYBA	SVK	Drivex	Tatuus F4 T-421	R	16	48:11.459	+12.416	76.7	12	1:34.537	146.6
26	12 Gustaw WISNIEWSKI	POL	Tecnicar	Tatuus F4 T-421	R	16	48:11.855	+12.812	76.7	5	1:34.872	146.1
27	10 Lorenzo CASTILLO	MEX	Tecnicar	Tatuus F4 T-421	R	16	48:12.368	+13.325	76.7	10	1:34.284	147.0
28	46 Nathan TYE	GBR	Campos Racing	Tatuus F4 T-421	R	16	48:02.071	+28.028	76.9	6	1:33.393	148.4
29	33 Mikkel PEDERSEN	DNK	Drivex	Tatuus F4 T-421		15	48:16.773	1 Lap	71.8	10	1:34.013	147.4
30	66 Francisco MACEDO	PRT	DXR by Drivex	Tatuus F4 T-421	R	15	48:20.145	1 Lap	71.7	8	1:34.411	146.8
31	69 Maximiliano RESTREPO	COL	Saintéloc Racing	Tatuus F4 T-421		12	40:42.719	4 Laps	68.1	9	1:33.630	148.0
32	74 Rehan HAKIM	DEU	Monlau Motorsport	Tatuus F4 T-421	R	12	41:22.432	4 Laps	67.0	6	1:34.695	146.4
Not classified												
27	Lucas FLUXÁ	ESP	KCL MP Motorsport	Tatuus F4 T-421	R	1	27:10.594					
24	Ernesto RIVERA	MEX	Griffin Core by Campos	Tatuus F4 T-421	R							
71	Mattia COLNAGHI	ITA	KCL MP Motorsport	Tatuus F4 T-421	R							

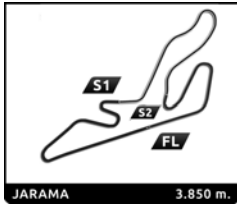
Pole Position:	Thomas STRAUVEN	1:33.012	149.0 Kph
Fastest Lap:	Lap7 Keanu AL AZHARI	1:33.358	148.5 Kph

CAR #46 - DRIVE THROUGH CONVERTED TO TIME PENALTY - 25 SEC - STEWARDS DECISION N°24
CAR #7 -REPRIMAND - STEWARDS DECISION N°25

Published at:

Track Status: **DRY**

Juan B. FONT Noelia FRANCO Carmen SOLÍS	Timekeeper: Alberto Estébanez 
---	--



F4Spain
ROUND 1 - JARAMA
RACE 2 (25 Minutes +1 Lap)

Final Classification by Class

No	Driver	Nat	Team	Car	Laps	Total Time	Gap	Kph	Best Lap			
									Lap	Time	Kph	
R												
1	99 Thomas STRAUVEN	BEL	Rodin Motorsport	Tatuus F4 T-421	16	47:59.043		77.0	12	1:33.382	148.4	
2	7 Maciej GLADYSZ	POL	KCL MP Motorsport	Tatuus F4 T-421	16	47:59.984	+0.941	77.0	7	1:33.391	148.4	
3	22 Peter BOUZINELOS	AUS	Rodin Motorsport	Tatuus F4 T-421	16	48:01.118	+2.075	77.0	5	1:33.508	148.2	
4	8 Enzo TARNVANICHKUL	THA	Campos Racing	Tatuus F4 T-421	16	48:02.959	+3.916	76.9	10	1:33.724	147.9	
5	9 René LAMMERS	NLD	MP Motorsport	Tatuus F4 T-421	16	48:03.082	+4.039	76.9	8	1:33.522	148.2	
6	23 Jan PRZYROWSKI	POL	Griffin Core by Campos	Tatuus F4 T-421	16	48:03.659	+4.616	76.9	8	1:33.577	148.1	
7	78 Gabriel GÓMEZ	ITA	TC Racing	Tatuus F4 T-421	16	48:04.481	+5.438	76.9	9	1:33.930	147.6	
8	55 Preston LAMBERT	USA	Rodin Motorsport	Tatuus F4 T-421	16	48:05.044	+6.001	76.9	9	1:33.749	147.8	
9	21 Yevan DAVID	LKA	Saintéloc Racing	Tatuus F4 T-421	16	48:05.435	+6.392	76.9	10	1:33.867	147.7	
10	35 Adam HIDEG	HUN	CRAM Motorsport	Tatuus F4 T-421	16	48:06.072	+7.029	76.8	8	1:34.494	146.7	
11	77 Lenny RIED	DEU	Monlau Motorsport	Tatuus F4 T-421	16	48:06.620	+7.577	76.8	10	1:34.468	146.7	
12	11 Kirill KUTSKOV	KGZ	GRS Team	Tatuus F4 T-421	16	48:06.925	+7.882	76.8	11	1:34.522	146.6	
13	37 Filippo FIORENTINO	BRA	CRAM Motorsport	Tatuus F4 T-421	16	48:07.860	+8.817	76.8	10	1:34.641	146.4	
14	32 Wiktor DOBRZANSKI	POL	Tecnicar	Tatuus F4 T-421	16	48:08.933	+9.890	76.8	5	1:34.778	146.2	
15	50 Tim GERHARDS	NLD	Monlau Motorsport	Tatuus F4 T-421	16	48:11.006	+11.963	76.7	10	1:34.683	146.4	
16	19 Matus RYBA	SVK	Drivex	Tatuus F4 T-421	16	48:11.459	+12.416	76.7	12	1:34.537	146.6	
17	12 Gustaw WISNIEWSKI	POL	Tecnicar	Tatuus F4 T-421	16	48:11.855	+12.812	76.7	5	1:34.872	146.1	
18	10 Lorenzo CASTILLO	MEX	Tecnicar	Tatuus F4 T-421	16	48:12.368	+13.325	76.7	10	1:34.284	147.0	
19	46 Nathan TYE	GBR	Campos Racing	Tatuus F4 T-421	16	48:02.071	+3.028	76.9	6	1:33.393	148.4	
20	66 Francisco MACEDO	PRT	DXR by Drivex	Tatuus F4 T-421	15	48:20.145	1 Lap	71.7	8	1:34.411	146.8	
21	74 Rehan HAKIM	DEU	Monlau Motorsport	Tatuus F4 T-421	12	41:22.432	4 Laps	67.0	6	1:34.695	146.4	
Not classified												
27	Lucas FLUXÁ	ESP	KCL MP Motorsport	Tatuus F4 T-421	1	27:10.594	15 Laps					
24	Ernesto RIVERA	MEX	Griffin Core by Campos	Tatuus F4 T-421			16 Laps					
71	Mattia COLNAGHI	ITA	KCL MP Motorsport	Tatuus F4 T-421			16 Laps					

CAR #46 - DRIVE THROUGH CONVERTED TO TIME PENALTY - 25 SEC - STEWARDS DECISION N°24
CAR #7 -REPRIMAND - STEWARDS DECISION N°25

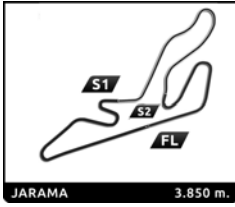
Published at:

Track Status: **DRY**

Juan B. FONT Noelia FRANCO Carmen SOLÍS

Timekeeper:
Alberto Estébanez

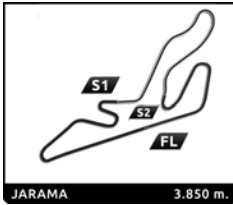




F4Spain ROUND 1 - JARAMA RACE 2

Best Sector Times

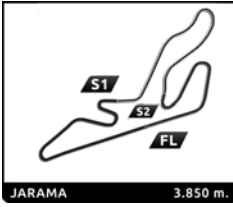
Sector 1			Sector 2			Sector 3			Ideal Lap	Best Lap				
Pos	No	Driver	Time	No	Driver	Time	No	Driver						
1	7	M.GLADYSZ	36.215	23	J.PRZYROWSKI	30.629	7	M.GLADYSZ	26.240	1	7	M.GLADYSZ	1:33.205	1:33.391 (3)
2	22	P.BOUZINELOS	36.252	99	T.STRAUVEN	30.685	48	J.EGOZI	26.275	2	14	K.AL AZHARI	1:33.255	1:33.358 (1)
3	18	A.CÁRDENAS	36.252	14	K.AL AZHARI	30.693	14	K.AL AZHARI	26.304	3	99	T.STRAUVEN	1:33.320	1:33.382 (2)
4	14	K.AL AZHARI	36.258	29	D.NOGALES	30.698	29	D.NOGALES	26.306	4	46	N.TYE	1:33.357	1:33.393 (4)
5	9	R.LAMMERS	36.261	8	E.TARNVANICHKUL	30.702	46	N.TYE	26.309	5	48	J.EGOZI	1:33.365	1:33.498 (7)
6	99	T.STRAUVEN	36.306	46	N.TYE	30.736	21	Y.DAVID	26.310	6	18	A.CÁRDENAS	1:33.390	1:33.420 (5)
7	46	N.TYE	36.312	7	M.GLADYSZ	30.750	69	M.RESTREPO	26.326	7	22	P.BOUZINELOS	1:33.401	1:33.508 (8)
8	48	J.EGOZI	36.316	22	P.BOUZINELOS	30.750	99	T.STRAUVEN	26.329	8	29	D.NOGALES	1:33.443	1:33.443 (6)
9	55	P.LAMBERT	36.353	48	J.EGOZI	30.774	18	A.CÁRDENAS	26.347	9	23	J.PRZYROWSKI	1:33.475	1:33.577 (10)
10	69	M.RESTREPO	36.436	55	P.LAMBERT	30.776	93	M.QUINTARELLI	26.355	10	9	R.LAMMERS	1:33.488	1:33.522 (9)
11	29	D.NOGALES	36.439	3	G.PEEBLES	30.781	9	R.LAMMERS	26.369	11	55	P.LAMBERT	1:33.538	1:33.749 (14)
12	23	J.PRZYROWSKI	36.455	93	M.QUINTARELLI	30.789	23	J.PRZYROWSKI	26.391	12	69	M.RESTREPO	1:33.564	1:33.630 (11)
13	93	M.QUINTARELLI	36.525	18	A.CÁRDENAS	30.791	22	P.BOUZINELOS	26.399	13	8	E.TARNVANICHKUL	1:33.662	1:33.724 (12)
14	10	L.CASTILLO	36.526	69	M.RESTREPO	30.802	55	P.LAMBERT	26.409	14	93	M.QUINTARELLI	1:33.669	1:33.741 (13)
15	8	E.TARNVANICHKUL	36.543	78	G.GÓMEZ	30.822	10	L.CASTILLO	26.415	15	21	Y.DAVID	1:33.690	1:33.867 (15)
16	21	Y.DAVID	36.548	21	Y.DAVID	30.832	8	E.TARNVANICHKUL	26.417	16	78	G.GÓMEZ	1:33.872	1:33.930 (16)
17	78	G.GÓMEZ	36.548	4	J.COTA	30.833	33	M.PEDERSEN	26.424	17	33	M.PEDERSEN	1:33.960	1:34.013 (17)
18	66	F.MACEDO	36.619	33	M.PEDERSEN	30.845	78	G.GÓMEZ	26.502	18	10	L.CASTILLO	1:34.068	1:34.284 (19)
19	35	A.HIDEG	36.621	9	R.LAMMERS	30.858	35	A.HIDEG	26.507	19	35	A.HIDEG	1:34.115	1:34.494 (23)
20	11	K.KUTSKOV	36.662	11	K.KUTSKOV	30.933	77	L.RIED	26.534	20	66	F.MACEDO	1:34.126	1:34.411 (21)
21	33	M.PEDERSEN	36.691	66	F.MACEDO	30.938	88	C.CANTÚ	26.545	21	4	J.COTA	1:34.143	1:34.220 (18)
22	74	R.HAKIM	36.695	77	L.RIED	30.943	74	R.HAKIM	26.566	22	3	G.PEEBLES	1:34.155	1:34.307 (20)
23	19	M.RYBA	36.718	35	A.HIDEG	30.987	66	F.MACEDO	26.569	23	11	K.KUTSKOV	1:34.210	1:34.522 (24)
24	37	F.FIORENTINO	36.722	88	C.CANTÚ	31.031	12	G.WISNIEWSKI	26.572	24	77	L.RIED	1:34.262	1:34.468 (22)
25	4	J.COTA	36.735	19	M.RYBA	31.037	28	D.DEDECKER	26.575	25	37	F.FIORENTINO	1:34.355	1:34.641 (28)
26	3	G.PEEBLES	36.738	32	W.DOBRZANSKI	31.039	4	J.COTA	26.575	26	88	C.CANTÚ	1:34.430	1:34.636 (27)
27	77	L.RIED	36.785	37	F.FIORENTINO	31.043	37	F.FIORENTINO	26.590	27	19	M.RYBA	1:34.437	1:34.537 (25)
28	50	T.GERHARDS	36.831	28	D.DEDECKER	31.080	11	K.KUTSKOV	26.615	28	74	R.HAKIM	1:34.478	1:34.695 (30)
29	28	D.DEDECKER	36.836	50	T.GERHARDS	31.104	3	G.PEEBLES	26.636	29	28	D.DEDECKER	1:34.491	1:34.608 (26)
30	12	G.WISNIEWSKI	36.848	10	L.CASTILLO	31.127	32	W.DOBRZANSKI	26.670	30	12	G.WISNIEWSKI	1:34.554	1:34.872 (32)
31	88	C.CANTÚ	36.854	12	G.WISNIEWSKI	31.134	50	T.GERHARDS	26.676	31	50	T.GERHARDS	1:34.611	1:34.683 (29)
32	32	W.DOBRZANSKI	36.916	74	R.HAKIM	31.217	19	M.RYBA	26.682	32	32	W.DOBRZANSKI	1:34.625	1:34.778 (31)



F4Spain ROUND 1 - JARAMA RACE 2

Best Top Speed

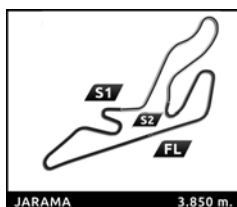
No Driver	Team	Class	Top 1		Top 2		Top 3		Top 4		Top 5			
			Kph	Lap	Kph	Lap	Kph	Lap	Kph	Lap	Kph	Lap	Avg	
88	Cristian CANTÚ	TC Racing	241.6	7	237.9	6	236.3	8	234.8	9	234.3	12	237,0	
33	Mikkel PEDERSEN	Drivex	241.1	5	236.8	6	235.3	7	232.8	4	231.8	12	235,6	
77	Lenny RIED	Monlau Motorsport	R	240.5	5	240.0	7	237.4	4	236.8	6	235.8	8	238,1
3	Griffin PEEBLES	MP Motorsport	238.9	13	236.8	16	236.8	8	234.3	5	233.3	10	236,0	
19	Matus RYBA	Drivex	R	238.4	6	236.8	9	236.8	7	234.3	13	234.3	10	236,1
46	Nathan TYE	Campos Racing	R	238.4	9	237.4	16	237.4	10	237.4	8	236.8	7	237,5
50	Tim GERHARDS	Monlau Motorsport	R	238.4	7	238.4	6	237.9	8	237.4	4	235.8	5	237,6
55	Preston LAMBERT	Rodin Motorsport	R	238.4	5	237.4	6	236.3	9	235.3	10	234.8	13	236,4
29	Daniel NOGALES	DXR by Drivex	237.9	5	236.8	6	235.8	12	234.8	13	233.8	14	235,8	
66	Francisco MACEDO	DXR by Drivex	R	237.9	5	237.4	6	236.3	7	235.8	4	233.8	15	236,2
10	Lorenzo CASTILLO	Tecnicar	R	237.4	7	236.8	6	230.3	16	230.3	13	230.3	5	233,0
14	Keanu AL AZHARI	MP Motorsport	237.4	16	236.3	8	235.3	6	234.8	14	234.8	9	235,7	
23	Jan PRZYROWSKI	Griffin Core by Campos	R	237.4	16	236.8	7	236.3	6	235.8	13	235.8	12	236,4
74	Rehan HAKIM	Monlau Motorsport	R	237.4	9	237.4	8	236.8	7	236.3	10	234.8	6	236,5
78	Gabriel GÓMEZ	TC Racing	R	237.4	9	236.3	5	234.8	6	234.3	8	232.8	13	235,1
8	Enzo TARNVANICHKUL	Campos Racing	R	236.8	5	234.8	8	234.8	6	234.3	16	233.8	9	234,9
18	Andrés CÁRDENAS	Griffin Core by Campos	236.8	13	236.3	7	235.8	10	235.3	11	235.3	6	235,9	
21	Yevan DAVID	Saintéloc Racing	R	236.8	6	235.8	12	235.3	11	235.3	5	234.3	9	235,5
22	Peter BOUZINELOS	Rodin Motorsport	R	236.8	16	236.3	7	235.3	9	235.3	8	234.8	10	235,7
35	Adam HIDEG	CRAM Motorsport	R	236.8	6	236.8	5	233.8	7	232.8	16	232.3	8	234,5
37	Filippo FIORENTINO	CRAM Motorsport	R	236.8	9	236.3	8	235.3	7	235.3	5	234.3	11	235,6
93	Matteo QUINTARELLI	Saintéloc Racing	236.8	9	236.3	8	235.8	10	235.3	7	235.3	5	235,9	
4	Juan COTA	Drivex	236.3	16	235.8	6	235.8	5	233.3	7	232.8	8	234,8	
12	Gustaw WISNIEWSKI	Tecnicar	R	236.3	7	234.3	8	233.8	9	233.8	6	233.3	5	234,3
28	Douwe DEDECKER	GRS Team	236.3	6	234.8	8	234.3	4	233.8	7	233.8	5	234,6	
32	Wiktor DOBRZANSKI	Tecnicar	R	236.3	9	234.8	7	234.3	8	234.3	5	233.3	6	234,6
11	Kirill KUTSKOV	GRS Team	R	235.8	16	233.3	12	233.3	8	233.3	6	232.3	4	233,6
9	René LAMMERS	MP Motorsport	R	234.8	7	233.8	6	233.8	5	233.3	16	232.8	4	233,7
69	Maximiliano RESTREPO	Saintéloc Racing	233.8	4	233.3	5	232.3	9	232.3	7	231.3	6	232,6	
48	James EGOZI	Campos Racing	233.3	6	232.8	16	232.8	7	232.3	12	232.3	10	232,7	
7	Maciej GLADYSZ	KCL MP Motorsport	R	231.8	9	231.8	11	231.3	14	231.3	13	231.3	12	231,5
99	Thomas STRAUVEN	Rodin Motorsport	R	231.3	14	230.8	13	230.8	9	230.8	8	230.3	11	230,8
24	Ernesto RIVERA	Griffin Core by Campos	R											
27	Lucas FLUXÁ	KCL MP Motorsport	R											
71	Mattia COLNAGHI	KCL MP Motorsport	R											



F4Spain
ROUND 1 - JARAMA
RACE 2

Lap Chart

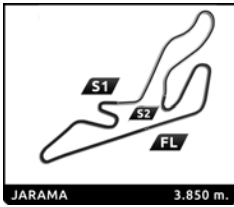
No	Pos	Grid	Lap															
			1	2	3	4	5	6	7	8	9	10	11	12	13	14	15	16
99	1	99	99	99	99	99	99	99	99	99	99	99	99	99	99	99	99	99
27	2	27	7	7	7	7	7	7	7	7	7	7	7	7	7	7	7	7
7	3	7	14	14	14	48	48	48	48	48	48	48	48	48	48	48	48	14
24	4	24	18	48	48	14	14	14	14	14	14	14	14	14	14	14	14	48
14	5	14	48	22	22	22	22	22	22	22	22	22	22	22	22	22	22	22
48	6	48	22	18	18	18	18	18	18	18	18	18	18	18	18	18	18	18
71	7	71	46	8	8	8	46	46	46	46	46	46	46	46	46	46	46	46
22	8	22	8	46	46	46	8	8	9	9	9	9	9	9	9	9	9	8
18	9	18	93	9	9	9	9	9	8	8	8	8	8	8	8	8	8	9
8	10	8	3	93	93	93	93	93	93	93	93	93	93	93	93	93	93	93
46	11	46	9	3	3	3	3	3	29	29	29	29	29	29	29	29	29	29
9	12	9	69	23	23	23	23	29	23	23	23	23	23	23	23	23	23	23
93	13	93	23	29	29	29	29	23	69	69	69	69	69	4	4	4	4	4
3	14	3	4	69	69	69	69	69	4	4	4	4	4	4	78	78	78	78
23	15	23	55	4	4	4	4	4	66	66	78	78	78	78	55	55	55	55
29	16	29	66	66	66	66	66	66	78	78	55	55	55	55	21	21	21	21
69	17	69	78	78	78	78	78	78	55	55	21	21	21	21	35	35	35	35
4	18	4	28	55	55	55	33	55	21	21	35	35	35	35	77	77	77	77
66	19	66	35	33	33	33	55	21	35	35	77	77	77	77	11	11	11	11
78	20	78	88	21	21	21	21	35	77	77	11	11	11	11	88	88	88	88
55	21	55	12	77	77	77	35	33	33	11	88	88	88	88	28	28	28	28
33	22	33	10	88	88	35	77	77	11	88	28	28	28	28	37	37	37	37
21	23	21	37	35	35	88	88	88	88	28	50	50	50	50	50	50	50	32
77	24	77	50	11	11	11	11	11	28	50	37	37	37	37	3	3	3	3
88	25	88	77	28	28	28	28	28	50	12	12	3	3	3	32	32	32	50
35	26	35	32	12	12	50	50	50	12	3	3	19	19	19	19	19	19	19
11	27	11	19	50	50	12	12	12	37	37	19	12	32	32	12	12	12	12
28	28	28	29	37	37	37	37	37	3	19	32	32	12	12	10	10	10	10
12	29	12	74	10	10	10	10	10	19	32	74	74	74	10	66	66	33	
50	30	50	33	32	32	19	19	19	32	74	66	10	10	74	33	33	66	
37	31	37	21	74	74	32	32	32	74	10	10	66	66	66				
10	32	10	11	19	19	74	74	74	10	33	33	33	33	33				
32	33	32	27															
74	34	74																
19	35	19																



F4Spain ROUND 1 - JARAMA RACE 2

Fastest Lap Sequence

Elapsed	No	Driver	Team	Car	Class	Time	Kph	Lap
26:30.940	99	Thomas STRAUVEN	Rodin Motorsport	Tatuus F4 T-421	R	2:30.372	92.2	3
26:31.277	7	Maciej GLADYSZ	KCL MP Motorsport	Tatuus F4 T-421	R	2:30.303	92.2	3
26:31.535	14	Keanu AL AZHARI	MP Motorsport	Tatuus F4 T-421		2:30.080	92.4	3
26:31.674	48	James EGOZI	Campos Racing	Tatuus F4 T-421		2:29.088	93.0	3
26:31.945	22	Peter BOUZINELOS	Rodin Motorsport	Tatuus F4 T-421	R	2:28.678	93.2	3
26:32.200	18	Andrés CÁRDENAS	Griffin Core by Campos	Tatuus F4 T-421		2:28.495	93.3	3
26:32.792	46	Nathan TYE	Campos Racing	Tatuus F4 T-421	R	2:27.733	93.8	3
26:33.102	9	René LAMMERS	MP Motorsport	Tatuus F4 T-421	R	2:27.388	94.0	3
26:33.543	93	Matteo QUINTARELLI	Saintéloc Racing	Tatuus F4 T-421		2:26.208	94.8	3
26:34.452	23	Jan PRZYROWSKI	Griffin Core by Campos	Tatuus F4 T-421	R	2:25.444	95.3	3
26:34.858	29	Daniel NOGALES	DXR by Drivex	Tatuus F4 T-421		2:25.121	95.5	3
26:35.031	69	Maximiliano RESTREPO	Saintéloc Racing	Tatuus F4 T-421		2:24.903	95.7	3
26:35.317	4	Juan COTA	Drivex	Tatuus F4 T-421		2:24.178	96.1	3
26:35.589	66	Francisco MACEDO	DXR by Drivex	Tatuus F4 T-421	R	2:23.186	96.8	3
26:36.070	78	Gabriel GÓMEZ	TC Racing	Tatuus F4 T-421	R	2:22.297	97.4	3
26:36.383	55	Preston LAMBERT	Rodin Motorsport	Tatuus F4 T-421	R	2:21.713	97.8	3
26:36.513	33	Mikkel PEDERSEN	Drivex	Tatuus F4 T-421		2:21.050	98.3	3
26:37.016	21	Yevan DAVID	Saintéloc Racing	Tatuus F4 T-421	R	2:20.547	98.6	3
26:37.227	77	Lenny RIED	Monlau Motorsport	Tatuus F4 T-421	R	2:19.763	99.2	3
26:37.935	88	Cristian CANTÚ	TC Racing	Tatuus F4 T-421		2:19.239	99.5	3
26:38.217	35	Adam HIDEG	CRAM Motorsport	Tatuus F4 T-421	R	2:18.654	100.0	3
26:38.504	11	Kirill KUTSKOV	GRS Team	Tatuus F4 T-421	R	2:17.737	100.6	3
26:38.796	28	Douwe DEDECKER	GRS Team	Tatuus F4 T-421		2:17.402	100.9	3
26:39.341	12	Gustaw WISNIEWSKI	Tecnicar	Tatuus F4 T-421	R	2:17.284	101.0	3
26:39.608	50	Tim GERHARDS	Monlau Motorsport	Tatuus F4 T-421	R	2:16.884	101.3	3
26:39.916	37	Filippo FIORENTINO	CRAM Motorsport	Tatuus F4 T-421	R	2:16.663	101.4	3
26:40.233	10	Lorenzo CASTILLO	Tecnicar	Tatuus F4 T-421	R	2:16.396	101.6	3
26:40.463	32	Wiktor DOBRZANSKI	Tecnicar	Tatuus F4 T-421	R	2:15.795	102.1	3
26:40.930	74	Rehan HAKIM	Monlau Motorsport	Tatuus F4 T-421	R	2:15.507	102.3	3
26:41.068	19	Matus RYBA	Drivex	Tatuus F4 T-421	R	2:15.137	102.6	3
28:05.428	99	Thomas STRAUVEN	Rodin Motorsport	Tatuus F4 T-421	R	1:34.488	146.7	4
29:38.849	99	Thomas STRAUVEN	Rodin Motorsport	Tatuus F4 T-421	R	1:33.421	148.4	5
31:15.025	18	Andrés CÁRDENAS	Griffin Core by Campos	Tatuus F4 T-421		1:33.420	148.4	6
31:15.364	46	Nathan TYE	Campos Racing	Tatuus F4 T-421	R	1:33.393	148.4	6
32:46.661	7	Maciej GLADYSZ	KCL MP Motorsport	Tatuus F4 T-421	R	1:33.391	148.4	7
32:47.428	14	Keanu AL AZHARI	MP Motorsport	Tatuus F4 T-421		1:33.358	148.5	7

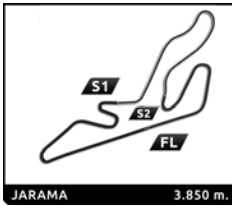


F4Spain ROUND 1 - JARAMA RACE 2

Analysis by lap

Lapped

No	Lap Time	Gap	No	Lap Time	Gap	No	Lap Time	Gap	No	Lap Time	Gap	No	Lap Time	Gap
Lap 1														
99	2:02.827	0.000	88	21:45.811	18.128	9	1:35.778	3.452	74	1:34.754	13.189	77	1:35.007	12.095
7	2:04.427	1.600	35	21:47.948	18.995	93	1:35.518	3.633	Lap 6			33	1:35.506	12.269
14	2:05.417	2.590	11	21:22.271	20.199	3	1:35.322	4.018	99	1:33.711		11	1:35.060	12.894
18	2:06.896	4.069	28	21:51.854	20.826	23	1:35.072	4.096	7	1:33.571	0.710	88	1:36.068	13.327
48	2:07.990	5.163	12	21:45.866	21.489	29	1:34.936	4.366	48	1:33.636	1.110	28	1:35.483	13.610
22	2:10.062	7.235	50	21:40.148	22.156	69	1:35.328	4.931	14	1:33.685	1.510	50	1:35.518	14.012
46	2:10.827	8.000	37	21:43.274	22.685	4	1:35.553	5.442	22	1:33.553	2.001	12	1:35.684	14.416
8	2:12.497	9.670	10	21:45.890	23.269	66	1:35.660	5.821	18	1:33.420	2.465	37	1:35.489	14.706
93	2:13.942	11.115	32	21:37.711	24.100	78	1:35.513	6.155	46	1:33.393	2.804	3	1:42.805	15.000
3	2:15.012	12.185	74	21:33.495	24.855	55	1:35.464	6.419	8	1:33.991	3.909	19	1:35.805	15.489
9	2:17.163	14.336	19	21:37.357	25.363	33	1:35.516	6.601	9	1:33.953	4.242	32	1:35.621	15.805
69	2:19.069	16.242	Lap 3			21	1:35.426	7.014	93	1:33.741	4.575	74	1:35.622	16.140
23	2:20.565	17.738	99	2:30.372		77	1:35.422	7.221	3	1:34.307	5.850	10	1:42.193	21.590
4	2:22.292	19.465	7	2:30.303	0.337	35	1:34.630	7.419	29	1:33.888	5.892	Lap 8		
55	2:23.875	21.048	14	2:30.080	0.595	88	1:35.486	7.993	23	1:34.591	6.254	99	1:33.850	
66	2:25.506	22.679	48	2:29.088	0.734	11	1:35.564	8.640	69	1:34.094	6.725	7	1:33.872	0.468
78	2:27.757	24.930	22	2:28.678	1.005	28	1:35.567	8.935	4	1:34.513	7.544	48	1:33.895	0.998
28	2:29.540	26.713	18	2:28.495	1.260	50	1:35.244	9.424	66	1:34.482	7.927	14	1:34.074	1.437
35	2:31.615	28.788	8	2:28.604	1.788	12	1:35.821	9.734	78	1:34.871	8.866	22	1:33.862	1.948
88	2:32.885	30.058	46	2:27.733	1.852	37	1:35.431	9.919	55	1:35.037	9.737	18	1:33.942	2.508
12	2:36.191	33.364	9	2:27.388	2.162	10	1:35.653	10.458	21	1:35.006	9.988	46	1:33.849	2.759
10	2:37.947	35.120	93	2:26.208	2.603	19	1:35.146	10.786	35	1:35.103	10.247	9	1:33.522	4.292
37	2:39.979	37.152	3	2:26.276	3.184	32	1:36.281	11.316	33	1:36.045	10.418	8	1:33.877	5.041
50	2:42.576	39.749	23	2:25.444	3.512	74	1:36.354	11.856	77	1:35.127	10.743	93	1:33.884	5.388
77	2:45.010	42.183	29	2:25.121	3.918	Lap 5			88	1:35.030	10.914			
32	2:46.957	44.130	69	2:24.903	4.091	99	1:33.421		11	1:35.105	11.489	23	1:33.577	7.302
19	2:48.574	45.747	4	2:24.178	4.377	7	1:33.566	0.850	28	1:35.099	11.782	69	1:33.723	7.772
29	2:50.729	47.902	66	2:23.186	4.649	48	1:33.522	1.185	50	1:35.112	12.149	4	1:34.265	9.109
74	2:51.928	49.101	78	2:22.297	5.130	14	1:33.713	1.536	12	1:34.913	12.387	66	1:34.411	10.006
33	2:54.122	51.295	55	2:21.713	5.443	22	1:33.508	2.159	37	1:35.270	12.872	78	1:34.207	10.176
21	2:55.552	52.725	33	2:21.050	5.573	18	1:33.640	2.756	10	1:34.944	13.052	55	1:34.066	10.762
11	2:58.496	55.669	21	2:20.547	6.076	46	1:33.652	3.122	19	1:34.961	13.339	21	1:33.970	11.049
Lap 2			77	2:19.763	6.287	8	1:34.255	3.629	32	1:34.877	13.839	35	1:34.494	12.151
99	21:57.741		88	2:19.239	6.995	9	1:33.969	4.000	74	1:34.695	14.173	77	1:34.819	13.064
7	21:56.547	0.406	35	2:18.654	7.277	93	1:34.333	4.545	Lap 7			11	1:34.601	13.645
14	21:56.038	0.887	11	2:17.737	7.564	3	1:34.657	5.254	99	1:33.655		88	1:34.690	14.167
48	21:54.596	2.018	28	2:17.402	7.856	23	1:34.699	5.374	7	1:33.391	0.446	28	1:35.475	15.235
22	21:53.205	2.699	12	2:17.284	8.401	29	1:34.770	5.715	48	1:33.498	0.953	50	1:35.669	15.831
18	21:56.809	3.137	50	2:16.884	8.668	69	1:34.832	6.342	14	1:33.358	1.213	12	1:35.447	16.013
8	21:51.627	3.556	37	2:16.663	8.976	4	1:34.721	6.742	22	1:33.590	1.936	3	1:34.956	16.106
46	21:54.232	4.491	10	2:16.396	9.293	66	1:34.756	7.156	18	1:33.606	2.416	37	1:35.447	16.303
9	21:48.551	5.146	32	2:15.795	9.523	78	1:34.972	7.706	46	1:33.611	2.760	19	1:34.915	16.554
93	21:53.393	6.767	74	2:15.507	9.990	33	1:34.904	8.084	9	1:34.033	4.620	32	1:35.278	17.233
3	21:52.836	7.280	19	2:15.137	10.128	55	1:35.413	8.411	8	1:34.760	5.014	74	1:35.243	17.533
23	21:48.443	8.440	27	27:10.594	2 Laps	21	1:35.100	8.693	93	1:34.434	5.354	10	1:34.928	22.668
29	21:19.008	9.169	Lap 4			35	1:34.857	8.855	29	1:34.887	7.124	33	1:46.792	25.211
69	21:51.059	9.560	99	1:34.488		77	1:35.527	9.327	23	1:34.976	7.575	Lap 9		
4	21:48.847	10.571	7	1:34.856	0.705	88	1:35.023	9.595	69	1:34.829	7.899	99	1:33.577	
66	21:46.897	11.835	48	1:34.838	1.084	11	1:34.876	10.095	4	1:34.805	8.694	7	1:33.576	0.467
78	21:46.016	13.205	28	1:35.137	1.244	28	1:34.880	10.394	66	1:35.173	9.445	48	1:33.514	0.935
55	21:50.795	14.102	12	1:35.555	2.072	50	1:34.745	10.748	78	1:34.608	9.819	14	1:33.576	1.436
33	21:21.341	14.895	18	1:35.765	2.537	12	1:34.872	11.185	55	1:34.464	10.546	22	1:33.792	2.163
21	21:20.917	15.901	8	1:35.495	2.795	37	1:34.815	11.313	21	1:34.596	10.929	18	1:33.701	2.632
77	21:32.454	16.896	46	1:35.527	2.891	10	1:34.782	11.819	35	1:34.915	11.507	46	1:33.815	2.997
						19	1:34.724	12.089						
						32	1:34.778	12.673						

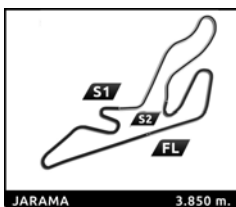


F4Spain ROUND 1 - JARAMA RACE 2

Analysis by lap















Lapped ■

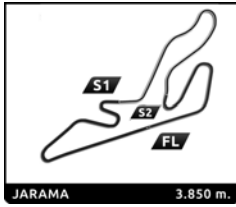
No	Lap Time	Gap	No	Lap Time	Gap	No	Lap Time	Gap	No	Lap Time	Gap	No	Lap Time	Gap
9	1:33.851	4.566	Lap 11			88	1:34.775	19.199	29	1:55.870	6.157	14	1:34.343	1.095
8	1:34.014	5.478	99	1:33.610		28	1:34.772	19.965	23	1:56.085	6.909	48	1:34.942	1.490
93	1:33.981	5.792	7	1:33.621	0.453	50	1:35.300	21.622	4	1:53.099	7.961	22	1:35.013	2.075
29	1:33.715	6.855	48	1:33.504	0.918	37	1:35.304	21.931	78	1:53.318	8.640	18	1:35.173	2.529
23	1:33.637	7.362	14	1:33.571	1.395	3	1:34.805	22.107	55	1:53.400	9.165	46	1:35.374	3.028
69	1:33.630	7.825	22	1:33.644	2.297	19	1:34.537	22.470	21	1:53.384	9.570	8	1:35.422	3.916
4	1:34.333	9.865	18	1:33.970	3.026	32	1:34.796	23.796	35	1:50.622	10.233	9	1:35.904	4.039
78	1:33.930	10.529	46	1:33.814	3.405	12	1:36.186	25.858	77	1:50.279	10.868	93	1:35.468	4.220
55	1:33.749	10.934	9	1:33.809	5.013	10	1:35.434	27.145	11	1:50.860	12.519	29	1:35.263	4.383
21	1:34.158	11.630	8	1:34.023	6.002	66	1:34.688	1 Lap	88	1:50.772	13.214	23	1:35.188	4.616
35	1:34.827	13.401	93	1:34.027	6.626	33	1:34.524	1 Lap	28	1:50.459	13.751	4	1:35.416	5.125
77	1:35.277	14.764	29	1:33.765	6.989	74	1:58.350	48.185	37	1:49.009	14.378	78	1:35.232	5.438
11	1:35.087	15.155	23	1:33.619	7.505	Lap 13			50	1:47.833	15.076	55	1:35.593	6.001
88	1:34.930	15.520	69	1:33.711	8.067	99	1:33.667		3	1:47.441	15.686	21	1:35.585	6.392
28	1:34.608	16.266	4	1:34.229	11.251	7	1:33.869	0.899	32	1:47.773	16.395	35	1:35.949	7.029
50	1:34.854	17.108	78	1:34.347	11.865	48	1:33.821	1.342	19	1:48.028	17.034	77	1:35.996	7.577
37	1:34.732	17.458	55	1:34.243	12.220	14	1:33.851	1.767	12	1:48.208	17.497	11	1:35.969	7.882
12	1:36.116	18.552	21	1:34.194	12.468	22	1:33.676	2.697	10	1:47.685	17.916	88	1:35.747	8.214
3	1:36.234	18.763	35	1:34.534	15.283	18	1:33.840	3.673	66	1:45.883	1 Lap	28	1:35.449	8.349
19	1:35.977	18.954	77	1:34.562	16.571	46	1:33.820	4.181	33	1:43.308	1 Lap	37	1:35.745	8.817
32	1:36.039	19.695	11	1:34.522	17.217	9	1:33.984	5.834	Lap 15			32	1:35.418	9.890
74	1:35.990	19.946	88	1:34.636	17.806	8	1:34.153	7.288	99	2:19.099		3	1:36.204	10.406
66	1:47.200	23.629	28	1:34.782	18.575	93	1:34.015	7.663	7	2:18.711	0.421	50	1:38.013	11.963
10	1:34.561	23.652	50	1:35.136	19.704	29	1:34.093	8.216	48	2:18.319	0.649	19	1:37.081	12.416
Lap 10			37	1:35.133	20.009	23	1:34.217	8.753	14	2:18.046	0.853	12	1:36.975	12.812
99	1:33.613		3	1:34.632	20.684	4	1:34.369	12.791	22	2:17.960	1.163	10	1:37.068	13.325
7	1:33.588	0.442	19	1:34.621	21.315	78	1:34.225	13.251	18	2:17.754	1.457	33	1:38.819	1 Lap
48	1:33.702	1.024	32	1:34.810	22.382	55	1:34.210	13.694	46	2:17.707	1.755	66	1:44.561	1 Lap
14	1:33.611	1.434	12	1:35.604	23.054	21	1:34.307	14.115	9	2:17.386	2.236			
22	1:33.713	2.263	74	1:35.252	23.217	35	1:34.778	17.540	8	2:17.262	2.595			
18	1:33.647	2.666	10	1:34.380	25.093	77	1:34.519	18.518	93	2:16.834	2.853			
46	1:33.817	3.201	66	3:11.366	1 Lap	11	1:34.699	19.588	29	2:16.163	3.221			
9	1:33.861	4.814	33	1:34.013	1 Lap	88	1:34.839	20.371	23	2:15.719	3.529			
8	1:33.724	5.589	Lap 12			28	1:34.923	21.221	4	2:14.948	3.810			
93	1:34.030	6.209	99	1:33.382		37	1:35.034	23.298	78	2:14.766	4.307			
29	1:33.592	6.834	7	1:33.626	0.697	50	1:37.217	25.172	55	2:14.443	4.509			
23	1:33.747	7.496	48	1:33.652	1.188	3	1:37.734	26.174	21	2:14.437	4.908			
69	1:33.754	7.966	14	1:33.570	1.583	32	1:36.422	26.551	35	2:14.047	5.181			
4	1:34.380	10.632	22	1:33.773	2.688	19	1:38.132	26.935	77	2:13.913	5.682			
78	1:34.212	11.128	18	1:33.856	3.500	12	1:35.027	27.218	11	2:12.594	6.014			
55	1:34.266	11.587	46	1:34.005	4.028	10	1:34.682	28.160	88	2:12.453	6.568			
21	1:33.867	11.884	9	1:33.886	5.517	66	1:35.664	1 Lap	28	2:12.349	7.001			
35	1:34.571	14.359	8	1:34.182	6.802	33	1:36.673	1 Lap	37	2:11.894	7.173			
77	1:34.468	15.619	93	1:34.071	7.315	Lap 14			50	2:12.074	8.051			
11	1:34.763	16.305	29	1:34.183	7.790	99	1:57.929		3	2:11.716	8.303			
88	1:34.873	16.780	23	1:34.080	8.203	7	1:57.839	0.809	32	2:11.277	8.573			
28	1:34.750	17.403	69	1:33.787	8.472	48	1:58.016	1.429	19	2:11.501	9.436			
50	1:34.683	18.178	4	1:34.220	12.089	14	1:58.068	1.906	12	2:11.540	9.938			
37	1:34.641	18.486	78	1:34.210	12.693	22	1:57.534	2.302	10	2:11.541	10.358			
3	1:34.512	19.662	55	1:34.313	13.151	18	1:57.058	2.802	66	2:10.712	1 Lap			
19	1:34.963	20.304	21	1:34.389	13.475	46	1:56.895	3.147	33	2:09.157	1 Lap			
12	1:36.121	21.060	35	1:34.528	16.429	9	1:56.044	3.949	Lap 16					
32	1:35.100	21.182	77	1:34.477	17.666	8	1:55.073	4.432	99	1:34.101				
74	1:35.242	21.575	11	1:34.721	18.556	93	1:55.384	5.118	7	1:34.621	0.941			
10	1:34.284	24.323												
33	3:15.003	1 Lap												



F4Spain
ROUND 1 - JARAMA
RACE 2

Flag Analysis

Flag	Time
	GREEN FLAG 12:23:46.864
	YELLOW FLAG AT SECTOR 1 12:24:11.217
	RED FLAG 12:24:23.352
	SAFETY CAR 12:45:00.000
	GREEN FLAG AT SECTOR 1 12:45:25.329
	GREEN FLAG 12:50:00.896
	YELLOW FLAG AT SECTOR 1 12:55:29.194
	GREEN FLAG AT SECTOR 1 12:55:34.342
	YELLOW FLAG AT SECTOR 1 12:55:47.609
	GREEN FLAG AT SECTOR 1 12:55:52.948
	YELLOW FLAG AT SECTOR 1 13:05:00.773
	SAFETY CAR 13:05:57.522
	GREEN FLAG 13:10:01.585
	CHEQUERED FLAG 13:11:45.907



F4Spain ROUND 1 - JARAMA RACE 2

Sector Analysis

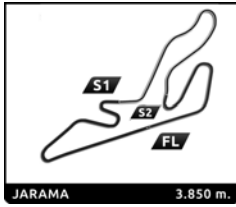
— Invalidated Lap

■ Personal Best

■ Session Best

■ Crossing the pit lane

Lap	Time	Sector 1	Sector 2	Sector 3	T.Spd	Elapsed	Lap	Time	Sector 1	Sector 2	Sector 3	T.Spd	Elapsed
3	Griffin PEEBLES ESP MP Motorsport Tatuus F4 T-421						8 Enzo TARNVANICHKUL THA Campos Racing Tatuus F4 T-421						
1	2:15.012	B 40.968	45.737	48.307		2:15.012	1	2:12.497	B 40.555	44.242	47.700		2:12.497
2	21:52.836	...	1:01.713	42.233	111.6	24:07.848	2	21:51.627	...	1:14.683	41.482	109.2	24:04.124
3	2:26.276	55.261	45.733	45.282	94.4	26:34.124	3	2:28.604	55.773	46.362	46.469	135.2	26:32.728
4	1:35.322	37.238	31.250	26.834	231.3	28:09.446	4	1:35.495	37.196	31.571	26.728	227.8	28:08.223
5	1:34.657	36.935	30.975	26.747	234.3	29:44.103	5	1:34.255	37.029	30.809	26.417	236.8	29:42.478
6	1:34.307	36.890	30.781	26.636	230.3	31:18.410	6	1:33.991	36.638	30.888	26.465	234.8	31:16.469
7	1:42.805	44.863	31.286	26.656	230.8	33:01.215	7	1:34.760	37.104	31.151	26.505	231.8	32:51.229
8	1:34.956	36.779	31.181	26.996	236.8	34:36.171	8	1:33.877	36.543	30.770	26.564	234.8	34:25.106
9	1:36.234	37.757	31.649	26.828	231.3	36:12.405	9	1:34.014	36.600	30.889	26.525	233.8	35:59.120
10	1:34.512	36.738	31.070	26.704	233.3	37:46.917	10	1:33.724	36.559	30.702	26.463	233.3	37:32.844
11	1:34.632	36.816	30.994	26.822	231.3	39:21.549	11	1:34.023	36.684	30.834	26.505	232.8	39:06.867
12	1:34.805	36.810	31.170	26.825	232.3	40:56.354	12	1:34.182	36.662	30.899	26.621	231.3	40:41.049
13	1:37.734	37.922	32.128	27.684	238.9	42:34.088	13	1:34.153	36.802	30.806	26.545	230.3	42:15.202
14	1:47.441	38.550	36.565	32.326	198.2	44:21.529	14	1:55.073	42.504	40.264	32.305	232.8	44:10.275
15	2:11.716	55.438	42.428	33.850	131.1	46:33.245	15	2:17.262	53.981	42.842	40.439	150.8	46:27.537
16	1:36.204	38.251	30.985	26.968	236.8	48:09.449	16	1:35.422	37.048	31.507	26.867	234.3	48:02.959
4	Juan COTA ESP Drivex Tatuus F4 T-421						9 René LAMMERS NLD MP Motorsport Tatuus F4 T-421						
1	2:22.292	B 42.342	49.684	50.266		2:22.292	1	2:17.163	B 41.101	48.232	47.830		2:17.163
2	21:48.847	...	55.665	42.359	92.1	24:11.139	2	21:48.551	...	1:02.621	41.632	109.0	24:05.714
3	2:24.178	54.902	45.582	43.694	102.7	26:35.317	3	2:27.388	55.802	46.169	45.417	120.4	26:33.102
4	1:35.553	37.400	31.428	26.725	232.8	28:10.870	4	1:35.778	37.549	31.221	27.008	232.8	28:08.880
5	1:34.721	36.929	31.083	26.709	235.8	29:45.591	5	1:33.969	36.626	30.878	26.465	233.8	29:42.849
6	1:34.513	36.891	30.890	26.732	235.8	31:20.104	6	1:33.953	36.664	30.920	26.369	233.8	31:16.802
7	1:34.805	37.327	30.899	26.579	233.3	32:54.909	7	1:34.033	36.535	31.035	26.463	234.8	32:50.835
8	1:34.265	36.735	30.955	26.575	232.8	34:29.174	8	1:33.522	36.261	30.858	26.403	231.3	34:24.357
9	1:34.333	36.739	30.979	26.615	231.8	36:03.507	9	1:33.851	36.468	30.921	26.462	230.8	35:58.208
10	1:34.380	36.805	30.937	26.638	230.8	37:37.887	10	1:33.861	36.455	30.938	26.468	230.3	37:32.069
11	1:34.229	36.745	30.896	26.588	230.8	39:12.116	11	1:33.809	36.446	30.864	26.499	230.3	39:05.878
12	1:34.220	36.777	30.833	26.610	230.3	40:46.336	12	1:33.886	36.460	30.872	26.554	230.3	40:39.764
13	1:34.369	36.785	30.899	26.685	230.8	42:20.705	13	1:33.984	36.531	30.956	26.497	230.3	42:13.748
14	1:53.099	40.157	40.441	32.501	231.3	44:13.804	14	1:56.044	43.411	40.077	32.556	229.8	44:09.792
15	2:14.948	53.865	43.913	37.170	132.5	46:28.752	15	2:17.386	53.907	42.895	40.584	155.2	46:27.178
16	1:35.416	37.323	31.146	26.947	236.3	48:04.168	16	1:35.904	37.223	31.360	27.321	233.3	48:03.082
7	Maciej GLADYSZ POL KCL MP Motorsport Tatuus F4 T-421						10 Lorenzo CASTILLO MEX Tecnicar Tatuus F4 T-421						
1	2:04.427	B 38.223	42.153	44.051		2:04.427	1	2:37.947	B 43.942	56.091	57.914		2:37.947
2	21:56.547	...	1:13.741	43.134	96.4	24:00.974	2	21:45.890	...	38.819	43.594	109.9	24:23.837
3	2:30.303	55.292	46.355	48.656	122.0	26:31.277	3	2:16.396	54.751	44.483	37.162	101.7	26:40.233
4	1:34.856	37.389	31.045	26.422	226.9	28:06.133	4	1:35.653	37.635	31.424	26.594	230.3	28:15.886
5	1:33.566	36.438	30.828	26.300	230.3	29:39.699	5	1:34.782	36.892	31.127	26.763	230.3	29:50.668
6	1:33.571	36.480	30.851	26.240	230.3	31:13.270	6	1:34.944	36.887	31.270	26.787	236.8	31:25.612
7	1:33.391	36.215	30.750	26.426	231.3	32:46.661	7	1:42.193	43.924	31.561	26.708	237.4	33:07.805
8	1:33.872	36.449	30.949	26.474	231.3	34:20.533	8	1:34.928	36.828	31.467	26.633	228.3	34:42.733
9	1:33.576	36.297	30.784	26.495	231.8	35:54.109	9	1:34.561	36.792	31.265	26.504	226.9	36:17.294
10	1:33.588	36.350	30.862	26.376	231.3	37:27.697	10	1:34.284	36.526	31.275	26.483	226.9	37:51.578
11	1:33.621	36.384	30.757	26.480	231.8	39:01.318	11	1:34.380	36.603	31.362	26.415	228.8	39:25.958
12	1:33.626	36.402	30.751	26.473	231.3	40:34.944	12	1:35.434	37.498	31.318	26.618	229.3	41:01.392
13	1:33.869	36.453	30.973	26.443	231.3	42:08.813	13	1:34.682	36.595	31.189	26.898	230.3	42:36.074
14	1:57.839	43.065	41.476	33.298	231.3	44:06.652	14	1:47.685	38.996	36.523	32.166	199.6	44:23.759
15	2:18.711	53.210	42.297	43.204	140.8	46:25.363	15	2:11.541	56.140	42.162	33.239	135.7	46:35.300
16	1:34.621	37.048	31.045	26.528	230.8	47:59.984	16	1:37.068	37.997	31.841	27.230	230.3	48:12.368



F4Spain

ROUND 1 - JARAMA

RACE 2

Sector Analysis

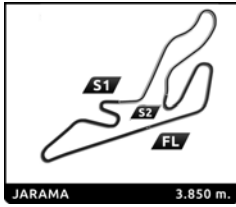
— Invalidated Lap

■ Personal Best

■ Session Best

B Crossing the pit lane

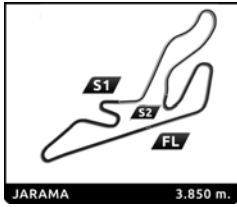
Lap	Time	Sector 1	Sector 2	Sector 3	T.Sp	Elapsed	Lap	Time	Sector 1	Sector 2	Sector 3	T.Sp	Elapsed
11	Kirill KUTSKOV KGZ						18	Andrés CÁRDENAS PER					
GRS Team Tatuus F4 T-421							Griffin Core by Campos Tatuus F4 T-421						
1	2:58.496	B 59.600	50.729	1:08.167		2:58.496	1	2:06.896	B 39.266	42.173	45.457		2:06.896
2	21:22.271	...	47.645	45.098	112.4	24:20.767	2	21:56.809	...	1:14.438	41.904	105.1	24:03.705
3	2:17.737	53.728	44.718	39.291	107.6	26:38.504	3	2:28.495	55.061	46.898	46.536	127.5	26:32.200
4	1:35.564	37.492	31.340	26.732	232.3	28:14.068	4	1:35.765	37.513	31.515	26.737	233.8	28:07.965
5	1:34.876	36.842	31.214	26.820	230.3	29:48.944	5	1:33.640	36.458	30.791	26.391	234.3	29:41.605
6	1:35.105	36.766	31.724	26.615	233.3	31:24.049	6	1:33.420	36.252	30.821	26.347	235.3	31:15.025
7	1:35.060	37.227	31.173	26.660	231.8	32:59.109	7	1:33.606	36.372	30.810	26.424	236.3	32:48.631
8	1:34.601	36.662	31.211	26.728	233.3	34:33.710	8	1:33.942	36.417	30.966	26.559	234.3	34:22.573
9	1:35.087	36.761	31.283	27.043	231.8	36:08.797	9	1:33.701	36.425	30.841	26.435	232.8	35:56.274
10	1:34.763	36.917	31.139	26.707	230.8	37:43.560	10	1:33.647	36.325	30.882	26.440	235.8	37:29.921
11	1:34.522	36.808	31.013	26.701	230.8	39:18.082	11	1:33.970	36.526	30.954	26.490	235.3	39:03.891
12	1:34.721	36.827	30.933	26.961	233.3	40:52.803	12	1:33.856	36.507	30.913	26.436	233.8	40:37.747
13	1:34.699	36.882	31.106	26.711	230.8	42:27.502	13	1:33.840	36.560	30.803	26.477	236.8	42:11.587
14	1:50.860	38.724	39.300	32.836	197.4	44:18.362	14	1:57.058	43.972	40.447	32.639	232.3	44:08.645
15	2:12.594	54.238	43.001	35.355	170.3	46:30.956	15	2:17.754	53.944	42.423	41.387	149.2	46:26.399
16	1:35.969	37.298	31.584	27.087	235.8	48:06.925	16	1:35.173	37.463	31.097	26.613	233.8	48:01.572
12	Gustaw WISNIEWSKI POL						19	Matus RYBA SVK					
Tecnicar Tatuus F4 T-421							Drivex Tatuus F4 T-421						
1	2:36.191	B 43.735	55.319	57.137		2:36.191	1	2:48.574	B 45.294	59.973	1:03.307		2:48.574
2	21:45.866	...	46.363	44.930	109.4	24:22.057	2	21:37.357	...	32.174	40.824	112.0	24:25.931
3	2:17.284	54.053	44.177	39.054	105.0	26:39.341	3	2:15.137	55.529	44.091	35.517	99.2	26:41.068
4	1:35.821	37.673	31.421	26.727	231.3	28:15.162	4	1:35.146	37.087	31.369	26.690	230.8	28:16.214
5	1:34.872	36.911	31.134	26.827	233.3	29:50.034	5	1:34.724	36.832	31.210	26.682	234.3	29:50.938
6	1:34.913	36.848	31.383	26.682	233.8	31:24.947	6	1:34.961	36.869	31.234	26.858	238.4	31:25.899
7	1:35.684	37.632	31.480	26.572	236.3	33:00.631	7	1:35.805	37.607	31.322	26.876	236.8	33:01.704
8	1:35.447	36.855	31.414	27.178	234.3	34:36.078	8	1:34.915	36.867	31.233	26.815	231.8	34:36.619
9	1:36.116	37.609	31.215	27.292	233.8	36:12.194	9	1:35.977	37.219	31.618	27.140	236.8	36:12.596
10	1:36.121	37.633	31.509	26.979	230.8	37:48.315	10	1:34.963	37.139	31.037	26.787	234.3	37:47.559
11	1:35.604	37.372	31.297	26.935	230.8	39:23.919	11	1:34.621	36.747	31.103	26.771	231.3	39:22.180
12	1:36.186	37.833	31.416	26.937	230.8	41:00.105	12	1:34.537	36.718	31.082	26.737	232.3	40:56.717
13	1:35.027	36.924	31.181	26.922	229.8	42:35.132	13	1:38.132	37.455	32.140	28.537	234.3	42:34.849
14	1:48.208	39.211	36.418	32.579	196.0	44:23.340	14	1:48.028	38.930	36.414	32.684	179.1	44:22.877
15	2:11.540	55.800	42.387	33.353	140.8	46:34.880	15	2:11.501	55.658	42.488	33.355	141.2	46:34.378
16	1:36.975	37.674	31.892	27.409	225.0	48:11.855	16	1:37.081	37.594	32.230	27.257	227.4	48:11.459
14	Keanu AL AZHARI ARE						21	Yevan DAVID LKA					
MP Motorsport Tatuus F4 T-421							Saintéloc Racing Tatuus F4 T-421						
1	2:05.417	B 38.882	42.018	44.517		2:05.417	1	2:55.552	B 47.470	1:01.464	1:06.618		2:55.552
2	21:56.038	...	1:13.951	42.955	109.1	24:01.455	2	21:20.917	...	50.933	44.633	108.9	24:16.469
3	2:30.080	55.155	46.569	48.356	145.9	26:31.535	3	2:20.547	54.163	44.943	41.441	105.6	26:37.016
4	1:35.137	37.683	31.123	26.331	229.3	28:06.672	4	1:35.426	37.202	31.271	26.953	234.3	28:12.442
5	1:33.713	36.589	30.807	26.317	227.8	29:40.385	5	1:35.100	37.163	31.202	26.735	235.3	29:47.542
6	1:33.685	36.367	30.879	26.439	235.3	31:14.070	6	1:35.006	37.010	31.035	26.961	236.8	31:22.548
7	1:33.358	36.361	30.693	26.304	234.3	32:47.428	7	1:34.596	37.140	30.903	26.553	232.3	32:57.144
8	1:34.074	36.719	30.787	26.568	236.3	34:21.502	8	1:33.970	36.636	30.832	26.502	233.3	34:31.114
9	1:33.576	36.316	30.822	26.438	234.8	35:55.078	9	1:34.158	36.764	31.021	26.373	234.3	36:05.272
10	1:33.611	36.258	30.903	26.450	233.8	37:28.689	10	1:33.867	36.548	30.886	26.433	231.3	37:39.139
11	1:33.571	36.275	30.821	26.475	233.3	39:02.260	11	1:34.194	36.985	30.899	26.310	235.3	39:13.333
12	1:33.570	36.343	30.763	26.464	233.8	40:35.830	12	1:34.389	36.934	30.852	26.603	235.8	40:47.722
13	1:33.851	36.387	30.901	26.563	234.3	42:09.681	13	1:34.307	36.744	31.150	26.413	232.8	42:22.029
14	1:58.068	44.129	40.888	33.051	234.8	44:07.749	14	1:53.384	40.640	40.552	32.192	200.0	44:15.413
15	2:18.046	53.824	42.002	42.220	142.3	46:25.795	15	2:14.437	54.563	43.052	36.822	132.7	46:29.850
16	1:34.343	36.899	31.017	26.427	237.4	48:00.138	16	1:35.585	37.618	31.406	26.561	233.3	48:05.435



F4Spain ROUND 1 - JARAMA RACE 2

Sector Analysis

— Invalidated Lap							■ Personal Best							■ Session Best							■ Crossing the pit lane																																																																																																																																																																																																																																																																																																																																															
Lap	Time	Sector 1	Sector 2	Sector 3	T.Sp	Elapsed	Lap	Time	Sector 1	Sector 2	Sector 3	T.Sp	Elapsed	Lap	Time	Sector 1	Sector 2	Sector 3	T.Sp	Elapsed	Lap	Time	Sector 1	Sector 2	Sector 3	T.Sp	Elapsed																																																																																																																																																																																																																																																																																																																																									
22	Peter BOUZINELOS AUS						AUS	13	1:34.923	36.910	31.227	26.786	229.8	42:29.135	14	1:50.459	38.673	38.986	32.800	208.1	44:19.594	15	2:12.349	54.831	42.557	34.961	143.4	46:31.943	16	1:35.449	37.280	31.469	26.700	232.3	48:07.392																																																																																																																																																																																																																																																																																																																																	
	Rodin Motorsport						Tatuus F4 T-421																																																																																																																																																																																																																																																																																																																																																													
1	2:10.062	B 40.023	43.630	46.409		2:10.062	1	2:50.729	B 45.668	1:01.309	1:03.752		2:50.729	2	21:19.008	...	57.722	42.632	108.8	24:09.737	3	2:25.121	54.887	45.795	44.439	99.5	26:34.858	4	1:34.936	37.010	31.356	26.570	233.8	28:09.794	5	1:34.770	37.082	31.253	26.435	237.9	29:44.564	6	1:33.553	36.261	30.783	26.464	234.8	29:41.008	7	1:34.887	37.637	30.900	26.350	229.8	31:18.452	8	1:33.553	36.252	30.839	26.462	234.8	31:14.561	9	1:33.715	36.475	30.884	26.356	233.3	36:00.497	10	1:33.590	36.397	30.750	26.443	236.3	32:48.151	11	1:33.765	36.576	30.810	26.379	232.8	39:07.854	12	1:33.862	36.512	30.927	26.423	235.3	34:22.013	13	1:34.183	36.718	30.850	26.615	235.8	40:42.037	14	1:33.792	36.419	30.905	26.468	235.3	35:55.805	15	1:34.093	36.766	30.789	26.538	234.8	42:16.130	16	1:33.713	36.337	30.879	26.497	234.8	37:29.518	17	1:55.870	43.039	40.416	32.415	233.8	44:12.000	18	1:33.644	36.425	30.820	26.399	232.8	39:03.162	19	2:16.163	54.260	42.843	39.060	139.0	46:28.163	20	1:33.773	36.424	30.918	26.431	234.3	40:36.935	21	1:35.263	37.078	31.493	26.692	233.3	48:03.426	22	1:33.676	36.373	30.817	26.486	233.3	42:10.611	23	1:33.592	36.479	30.766	26.357	232.8	37:34.089	24	1:57.534	44.246	40.702	32.586	233.8	44:08.145	25	1:33.715	36.475	30.884	26.356	233.3	36:00.497	26	2:17.960	53.933	42.167	41.860	146.7	46:26.105	27	1:33.765	36.576	30.810	26.379	232.8	39:07.854	28	1:35.013	37.423	30.977	26.613	236.8	48:01.118	29	1:34.183	36.718	30.850	26.615	235.8	40:42.037	30	1:34.093	36.766	30.789	26.538	234.8	42:16.130	31	1:34.887	37.637	30.900	26.350	229.8	31:18.452	32	1:35.449	37.280	31.469	26.700	232.3	48:07.392	33	1:34.810	37.060	31.039	26.711	232.3	39:23.247	34	1:34.796	37.059	31.048	26.689	231.3	40:58.043	35	1:34.770	37.082	31.253	26.435	237.9	29:44.564	36	1:34.796	37.059	31.048	26.689	231.3	40:58.043	37	1:34.810	37.060	31.039	26.711	232.3	39:23.247	38	1:34.796	37.059	31.048	26.689	231.3	40:58.043	39	1:34.810	37.060	31.039	26.711	232.3	39:23.247	40	1:34.796	37.059	31.048	26.689	231.3	40:58.043	41	1:34.810	37.060	31.039	26.711	232.3	39:23.247	42	1:34.796	37.059	31.048	26.689	231.3	40:58.043	43	1:34.810	37.060	31.039	26.711	232.3	39:23.247	44	1:34.796	37.059	31.048	26.689	231.3	40:58.043	45	1:34.810	37.060	31.039	26.711	232.3	39:23.247	46	1:34.796	37.059	31.048	26.689	231.3	40:58.043	47	1:34.810	37.060	31.039	26.711	232.3	39:23.247	48	1:34.796	37.059	31.048	26.689	231.3	40:58.043	49	1:34.810	37.060	31.039	26.711	232.3	39:23.247	50	1:34.796	37.059	31.048	26.689	231.3	40:58.043
23	Jan PRZYROWSKI POL						POL	1	2:20.565	B 41.839	49.131	49.595		2:20.565	2	21:48.443	...	1:01.088	42.602	111.3	24:09.008	3	2:25.444	54.770	45.975	44.699	99.5	26:34.452	4	1:35.072	37.151	31.321	26.600	233.3	28:09.524	5	1:34.699	37.028	31.165	26.506	232.8	29:44.223	6	1:34.591	37.233	30.945	26.413	236.3	31:18.814	7	1:34.976	37.394	31.140	26.442	236.8	32:53.790	8	1:33.577	36.476	30.629	26.472	235.8	34:27.367	9	1:33.637	36.455	30.707	26.475	235.8	36:01.004	10	1:33.747	36.517	30.751	26.479	235.3	37:34.751	11	1:33.619	36.465	30.763	26.391	233.3	39:08.370	12	1:34.080	36.554	30.976	26.550	235.8	40:42.450	13	1:34.217	36.803	30.805	26.609	235.8	42:16.667	14	1:56.085	43.114	40.446	32.525	204.2	44:12.752	15	2:15.719	54.249	43.453	38.017	137.4	46:28.471	16	1:35.188	36.997	31.540	26.651	237.4	48:03.659																																																																																																																																																																																																																																													
	Griffin Core by Campos						Tatuus F4 T-421																																																																																																																																																																																																																																																																																																																																																													
27	Lucas FLUXÁ ESP						ESP	1	2:46.957	B 45.153	59.104	1:02.700		2:46.957	2	21:37.711	...	38.874	43.403	112.0	24:24.668	3	2:15.795	55.038	44.093	36.664	106.7	26:40.463	4	1:36.281	38.055	31.534	26.692	232.3	28:16.744	5	1:34.778	36.916	31.105	26.757	234.3	29:51.522	6	1:34.877	36.955	31.080	26.842	233.3	31:26.399	7	1:35.621	37.464	31.380	26.777	234.8	33:02.020	8	1:35.278	37.243	31.338	26.697	234.3	34:37.298	9	1:36.039	37.584	31.577	26.878	236.3	36:13.337	10	1:35.100	37.084	31.346	26.670	232.3	37:48.437	11	1:34.810	37.060	31.039	26.711	232.3	39:23.247	12	1:34.796	37.059	31.048	26.689	231.3	40:58.043	13	1:36.422	37.108	31.592	27.722	232.8	42:34.465	14	1:47.773	38.688	36.595	32.490	180.3	44:22.238	15	2:11.277	55.687	42.272	33.318	139.2	46:33.515	16	1:35.418	37.463	31.212	26.743	232.3	48:08.933																																																																																																																																																																																																																																													
	KCL MP Motorsport						Tatuus F4 T-421																																																																																																																																																																																																																																																																																																																																																													
28	Douwe DEDECKER BEL						BEL	1	2:54.122	B 47.190	1:00.948	1:05.984		2:54.122	2	21:21.341	...	52.570	44.028	108.8	24:15.463	3	2:21.050	54.508	45.177	41.365	98.2	26:36.513	4	1:35.516	37.400	31.329	26.787	232.8	28:12.029	5	1:34.904	37.169	31.133	26.602	241.1	29:46.933	6	1:36.045	37.106	31.060	27.879	236.8	31:22.978	7	1:35.506	38.029	31.053	26.424	235.3	32:58.484	8	1:46.792	B 36.947	33.150	36.695	229.8	34:45.276	9	3:15.003	2:17.142	31.123	26.738	34.4	38:00.279	10	1:34.608	36.868	31.080	26.660	229.8	36:09.908	11	1:34.750	36.875	31.190	26.685	229.8	37:44.658	12	1:34.782	37.036	31.171	26.575	229.3	39:19.440	13	1:34.772	36.836	31.118	26.818	227.8	40:54.212																																																																																																																																																																																																																																																																		
	GRS Team						Tatuus F4 T-421																																																																																																																																																																																																																																																																																																																																																													
33	Mikkel PEDERSEN DNK						DNK	1	2:54.122	B 47.190	1:00.948	1:05.984		2:54.122	2	21:21.341	...	52.570	44.028	108.8	24:15.463	3	2:21.050	54.508	45.177	41.365	98.2	26:36.513	4	1:35.516	37.400	31.329	26.787	232.8	28:12.029	5	1:34.904	37.169	31.133	26.602	241.1	29:46.933	6	1:36.045	37.106	31.060	27.879	236.8	31:22.978	7	1:35.506	38.029	31.053	26.424	235.3	32:58.484	8	1:46.792	B 36.947	33.150	36.695	229.8	34:45.276	9	3:15.003	2:17.142	31.123	26.738	34.4	38:00.279	10	1:34.608	36.868	31.080	26.660	229.8	36:09.908	11	1:34.750	36.875	31.190	26.685	229.8	37:44.658	12	1:34.782	37.036	31.171	26.575	229.3	39:19.440	13	1:34.772	36.836	31.118	26.818	227.8	40:54.212																																																																																																																																																																																																																																																																		
	Drivex						Tatuus F4 T-421																																																																																																																																																																																																																																																																																																																																																													



F4Spain ROUND 1 - JARAMA RACE 2

Sector Analysis

— Invalidated Lap

■ Personal Best

■ Session Best

■ Crossing the pit lane

Lap	Time	Sector 1	Sector 2	Sector 3	T.Sp	Elapsed	Lap	Time	Sector 1	Sector 2	Sector 3	T.Sp	Elapsed
13	1:43.308	39.643	34.877	28.788	220.0	44:28.797	14	1:56.895	44.042	40.272	32.581	235.3	44:08.990
14	2:09.157	54.841	40.488	33.828	142.5	46:37.954	15	2:17.707	53.898	42.766	41.043	161.4	46:26.697
15	1:38.819	41.107	31.120	26.592	171.2	48:16.773	16	1:35.374	37.539	31.211	26.624	237.4	48:02.071

35 Adam HIDEG		HUN				
CRAM Motorsport		Tatuus F4 T-421				
1	2:31.615 B	43.325	54.083	54.207	2:31.615	
2	21:47.948	...	48.257	44.888	104.4	24:19.563
3	2:18.654	54.444	44.276	39.934	110.9	26:38.217
4	1:34.630	36.918	31.116	26.596	231.8	28:12.847
5	1:34.857	37.007	31.187	26.663	236.8	29:47.704
6	1:35.103	37.394	30.987	26.722	236.8	31:22.807
7	1:34.915	37.253	31.155	26.507	233.8	32:57.722
8	1:34.494	36.621	31.237	26.636	232.3	34:32.216
9	1:34.827	36.800	31.212	26.815	231.8	36:07.043
10	1:34.571	36.796	31.140	26.635	230.3	37:41.614
11	1:34.534	36.901	31.056	26.577	228.3	39:16.148
12	1:34.528	36.820	31.073	26.635	228.3	40:50.676
13	1:34.778	36.834	31.249	26.695	229.3	42:25.454
14	1:50.622	39.233	39.401	31.988	204.5	44:16.076
15	2:14.047	54.861	42.634	36.552	146.1	46:30.123
16	1:35.949	37.564	31.447	26.938	232.8	48:06.072

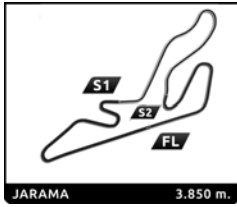
37 Filippo FIORENTINO		BRA				
CRAM Motorsport		Tatuus F4 T-421				
1	2:39.979 B	44.477	56.728	58.774	2:39.979	
2	21:43.274	...	39.363	44.142	116.1	24:23.253
3	2:16.663	54.883	44.405	37.375	100.3	26:39.916
4	1:35.431	37.451	31.390	26.590	233.8	28:15.347
5	1:34.815	37.036	31.043	26.736	235.3	29:50.162
6	1:35.270	36.986	31.353	26.931	233.8	31:25.432
7	1:35.489	37.670	31.216	26.603	235.3	33:00.921
8	1:35.447	37.201	31.424	26.822	236.3	34:36.368
9	1:34.732	36.812	31.321	26.599	236.8	36:11.100
10	1:34.641	36.722	31.237	26.682	231.8	37:45.741
11	1:35.133	37.133	31.333	26.667	234.3	39:20.874
12	1:35.304	36.982	31.462	26.860	232.8	40:56.178
13	1:35.034	37.230	31.112	26.692	233.8	42:31.212
14	1:49.009	37.774	38.651	32.584	221.8	44:20.221
15	2:11.894	54.835	42.463	34.596	137.9	46:32.115
16	1:35.745	37.511	31.340	26.894	233.3	48:07.860

46 Nathan TYE		GBR				
Campos Racing		Tatuus F4 T-421				
1	2:10.827 B	40.337	43.741	46.749	2:10.827	
2	21:54.232	...	1:03.668	41.810	115.5	24:05.059
3	2:27.733	55.704	46.276	45.753	130.1	26:32.792
4	1:35.527	37.377	31.541	26.609	229.8	28:08.319
5	1:33.652	36.448	30.770	26.434	236.3	29:41.971
6	1:33.393	36.312	30.772	26.309	235.3	31:15.364
7	1:33.611	36.452	30.736	26.423	236.8	32:48.975
8	1:33.849	36.495	30.815	26.539	237.4	34:22.824
9	1:33.815	36.549	30.807	26.459	238.4	35:56.639
10	1:33.817	36.544	30.768	26.505	237.4	37:30.456
11	1:33.814	36.524	30.838	26.452	233.8	39:04.270
12	1:34.005	36.582	30.835	26.588	235.8	40:38.275
13	1:33.820	36.543	30.745	26.532	234.8	42:12.095

48 James EGOZI		ITA				
Campos Racing		Tatuus F4 T-421				
1	2:07.990 B	39.616	42.845	45.529	2:07.990	
2	21:54.596	...	1:14.123	42.281	103.9	24:02.586
3	2:29.088	55.088	46.880	47.120	124.0	26:31.674
4	1:34.838	37.440	31.021	26.377	229.8	28:06.512
5	1:33.522	36.413	30.834	26.275	230.8	29:40.034
6	1:33.636	36.473	30.838	26.325	233.3	31:13.670
7	1:33.498	36.370	30.815	26.313	232.8	32:47.168
8	1:33.895	36.626	30.885	26.384	232.3	34:21.063
9	1:33.514	36.316	30.830	26.368	232.3	35:54.577
10	1:33.702	36.425	30.964	26.313	232.3	37:28.279
11	1:33.504	36.329	30.774	26.401	231.3	39:01.783
12	1:33.652	36.436	30.795	26.421	232.3	40:35.435
13	1:33.821	36.480	30.860	26.481	231.8	42:09.256
14	1:58.016	43.889	41.107	33.020	231.8	44:07.272
15	2:18.319	53.906	41.963	42.450	139.5	46:25.591
16	1:34.942	37.426	31.126	26.390	232.8	48:00.533

50 Tim GERHARDS		NLD				
Monlau Motorsport		Tatuus F4 T-421				
1	2:42.576 B	44.686	57.948	59.942	2:42.576	
2	21:40.148	...	41.926	44.263	109.1	24:22.724
3	2:16.884	54.774	44.132	37.978	107.4	26:39.608
4	1:35.244	37.081	31.329	26.834	237.4	28:14.852
5	1:34.745	36.877	31.166	26.702	235.8	29:49.597
6	1:35.112	36.831	31.552	26.729	238.4	31:24.709
7	1:35.518	37.471	31.371	26.676	238.4	33:00.227
8	1:35.669	36.873	31.589	27.207	237.9	34:35.896
9	1:34.854	36.950	31.193	26.711	234.8	36:10.750
10	1:34.683	36.840	31.104	26.739	231.8	37:45.433
11	1:35.136	37.062	31.314	26.760	233.8	39:20.569
12	1:35.300	37.139	31.324	26.837	231.8	40:55.869
13	1:37.217	38.159	31.931	27.127	231.3	42:33.086
14	1:47.833	38.758	36.889	32.186	204.9	44:20.919
15	2:12.074	55.425	42.645	34.004	126.5	46:32.993
16	1:38.013	38.738	32.031	27.244	233.8	48:11.006

55 Preston LAMBERT		USA				
Rodin Motorsport		Tatuus F4 T-421				
1	2:23.875 B	42.589	50.563	50.723	2:23.875	
2	21:50.795	...	52.408	43.798	110.0	24:14.670
3	2:21.713	54.159	45.531	42.023	99.4	26:36.383
4	1:35.464	37.306	31.373	26.785	230.3	28:11.847
5	1:35.413	37.653	31.127	26.633	238.4	29:47.260
6	1:35.037	37.107	31.014	26.916	237.4	31:22.297
7	1:34.464	37.118	30.937	26.409	233.3	32:56.761
8	1:34.066	36.483	31.009	26.574	234.3	34:30.827
9	1:33.749	36.353	30.889	26.507	236.3	36:04.576
10	1:34.266	36.603	30.913	26.750	235.3	37:38.842
11	1:34.243	36.932	30.776	26.535	234.3	39:13.085
12	1:34.313	36.840	30.917	26.556	234.8	40:47.398
13	1:34.210	36.740	30.913	26.557	234.8	42:21.608



F4Spain

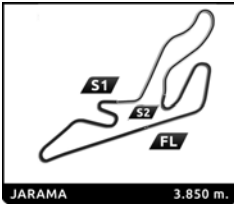
ROUND 1 - JARAMA

RACE 2

Sector Analysis

_ Invalidated Lap
■ Personal Best
■ Session Best
■ Crossing the pit lane

Lap	Time	Sector 1	Sector 2	Sector 3	T.Sp	Elapsed	Lap	Time	Sector 1	Sector 2	Sector 3	T.Sp	Elapsed			
14	1:53.400	40.619	40.485	32.296	229.8	44:15.008	4	1:35.422	37.441	31.233	26.748	237.4	28:12.649			
15	2:14.443	54.236	43.348	36.859	125.6	46:29.451	5	1:35.527	37.213	31.500	26.814	240.5	29:48.176			
16	1:35.593	37.688	31.121	26.784	233.8	48:05.044	6	1:35.127	37.064	31.317	26.746	236.8	31:23.303			
66	Francisco MACEDO PRT						Tatuus F4 T-421	7	1:35.007	37.376	31.057	26.574	240.0	32:58.310		
	DXR by Drivex															
	8	1:34.819	36.785	31.346	26.688	235.8		34:33.129								
	9	1:35.277	36.978	31.032	27.267	234.8		36:08.406								
	10	1:34.468	36.890	31.017	26.561	230.3		37:42.874								
	11	1:34.562	36.972	31.056	26.534	232.8		39:17.436								
	12	1:34.477	36.907	30.943	26.627	233.3		40:51.913								
	13	1:34.519	36.863	31.060	26.596	233.3		42:26.432								
	14	1:50.279	38.961	39.491	31.827	204.2		44:16.711								
	15	2:13.913	55.151	42.706	36.056	150.2		46:30.624								
	16	1:35.996	37.414	31.482	27.100	232.3		48:06.620								
	78	Gabriel GÓMEZ ITA						Tatuus F4 T-421	1	2:27.757	B	43.319	51.885	52.553	2:27.757	
		TC Racing														
		2	21:46.016	...	53.068	43.557			111.5	24:13.773						
		3	2:22.297	53.782	45.815	42.700			95.2	26:36.070						
		4	1:35.513	37.199	31.422	26.892			230.8	28:11.583						
		5	1:34.972	37.281	31.045	26.646			236.3	29:46.555						
6		1:34.871	37.192	31.114	26.565	234.8	31:21.426									
7		1:34.608	37.037	30.996	26.575	230.8	32:56.034									
8		1:34.207	36.751	30.906	26.550	234.3	34:30.241									
9		1:33.930	36.548	30.880	26.502	237.4	36:04.171									
10		1:34.212	36.691	30.849	26.672	232.8	37:38.383									
11		1:34.347	36.804	30.870	26.673	232.3	39:12.730									
12		1:34.210	36.790	30.845	26.575	232.8	40:46.940									
13		1:34.225	36.709	30.822	26.694	232.8	42:21.165									
14		1:53.318	40.288	40.302	32.728	230.3	44:14.483									
15		2:14.766	54.111	43.436	37.219	134.5	46:29.249									
16		1:35.232	37.452	30.928	26.852	232.3	48:04.481									
88	Cristian CANTÚ MEX						Tatuus F4 T-421	1	2:32.885	B	43.528	54.615	54.742	2:32.885		
	TC Racing															
	2	21:45.811	...	49.528	44.915	110.1		24:18.696								
	3	2:19.239	54.429	44.171	40.639	112.9		26:37.935								
	4	1:35.486	37.782	31.068	26.636	232.8		28:13.421								
	5	1:35.023	36.901	31.362	26.760	233.8		29:48.444								
	6	1:35.030	37.109	31.266	26.655	237.9		31:23.474								
	7	1:36.068	37.801	31.487	26.780	241.6		32:59.542								
	8	1:34.690	36.880	31.172	26.638	236.3		34:34.232								
	9	1:34.930	36.854	31.226	26.850	234.8		36:09.162								
	10	1:34.873	37.009	31.066	26.798	231.8		37:44.035								
	11	1:34.636	36.986	31.057	26.593	232.3		39:18.671								
	12	1:34.775	37.041	31.189	26.545	234.3		40:53.446								
	13	1:34.839	36.921	31.031	26.887	232.3		42:28.285								
	14	1:50.772	38.898	39.022	32.852	207.3		44:19.057								
	15	2:12.453	54.635	42.882	34.936	157.4		46:31.510								
	16	1:35.747	37.408	31.412	26.927	233.3		48:07.257								
74	Rehan HAKIM DEU						Tatuus F4 T-421	1	2:51.928	B	46.202	1:01.383	1:04.343	2:51.928		
	Monlau Motorsport															
	2	21:33.495	...	32.189	40.767	104.9		24:25.423								
	3	2:15.507	55.675	43.931	35.901	104.5		26:40.930								
	4	1:36.354	37.946	31.743	26.665	231.8		28:17.284								
	5	1:34.754	36.971	31.217	26.566	233.3		29:52.038								
	6	1:34.695	36.695	31.312	26.688	234.8		31:26.733								
	7	1:35.622	37.371	31.584	26.667	236.8		33:02.355								
	8	1:35.243	37.094	31.449	26.700	237.4		34:37.598								
	9	1:35.990	36.778	31.613	27.599	237.4		36:13.588								
	10	1:35.242	37.035	31.520	26.687	236.3		37:48.830								
	11	1:35.252	37.219	31.311	26.722	232.8		39:24.082								
	12	1:58.350	B	42.386	39.460	36.504		41:22.432								
	77	Lenny RIED DEU						Tatuus F4 T-421	1	2:45.010	B	44.946	58.439	1:01.625	2:45.010	
		Monlau Motorsport														
		2	21:32.454	...	50.071	44.938			107.4	24:17.464						
		3	2:19.763	54.064	44.677	41.022			132.7	26:37.227						
93	Matteo QUINTARELLI ARE						Tatuus F4 T-421	1	2:13.942	B	40.779	45.307	47.856	2:13.942		
	Saintéloc Racing															
	2	21:53.393	...	1:01.670	42.268	108.2		24:07.335								
	3	2:26.208	55.213	45.771	45.224	103.3		26:33.543								



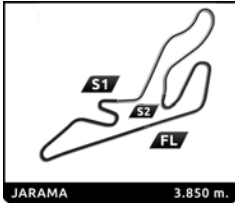
F4Spain ROUND 1 - JARAMA RACE 2

Sector Analysis

— Invalidated Lap ■ Personal Best ■ Session Best B Crossing the pit lane

Lap	Time	Sector 1	Sector 2	Sector 3	T.Spd	Elapsed	Lap	Time	Sector 1	Sector 2	Sector 3	T.Spd	Elapsed
4	1:35.518	37.469	31.263	26.786	234.3	28:09.061							
5	1:34.333	36.845	30.961	26.527	235.3	29:43.394							
6	1:33.741	36.525	30.789	26.427	233.3	31:17.135							
7	1:34.434	36.698	31.122	26.614	235.3	32:51.569							
8	1:33.884	36.703	30.826	26.355	236.3	34:25.453							
9	1:33.981	36.626	30.917	26.438	236.8	35:59.434							
10	1:34.030	36.625	30.978	26.427	235.8	37:33.464							
11	1:34.027	36.616	31.046	26.365	233.3	39:07.491							
12	1:34.071	36.710	30.937	26.424	232.3	40:41.562							
13	1:34.015	36.676	30.843	26.496	233.8	42:15.577							
14	1:55.384	42.845	40.194	32.345	231.3	44:10.961							
15	2:16.834	54.348	42.444	40.042	137.4	46:27.795							
16	1:35.468	37.277	31.420	26.771	234.8	48:03.263							

99	Thomas STRAUVEN	BEL
	Rodin Motorsport	Tatus F4 T-421
1	2:02.827 B	36.663 42.976 43.188 2:02.827
2	21:57.741	... 1:13.609 43.359 100.8 24:00.568
3	2:30.372	54.957 46.655 48.760 115.9 26:30.940
4	1:34.488	37.247 30.874 26.367 225.9 28:05.428
5	1:33.421	36.392 30.700 26.329 229.8 29:38.849
6	1:33.711	36.421 30.685 26.605 230.3 31:12.560
7	1:33.655	36.437 30.851 26.367 230.3 32:46.215
8	1:33.850	36.650 30.816 26.384 230.8 34:20.065
9	1:33.577	36.329 30.874 26.374 230.8 35:53.642
10	1:33.613	36.353 30.846 26.414 230.3 37:27.255
11	1:33.610	36.368 30.744 26.498 230.3 39:00.865
12	1:33.382	36.306 30.719 26.357 229.8 40:34.247
13	1:33.667	36.445 30.837 26.385 230.8 42:07.914
14	1:57.929	43.287 41.632 33.010 231.3 44:05.843
15	2:19.099	53.180 42.750 43.169 144.8 46:24.942
16	1:34.101	36.752 30.928 26.421 229.3 47:59.043



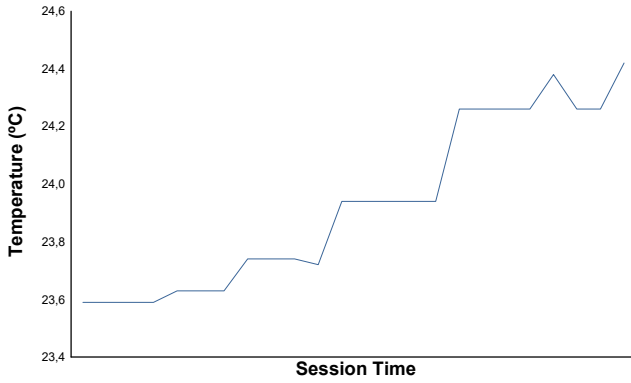
ROUND 1 - JARAMA

F4Spain

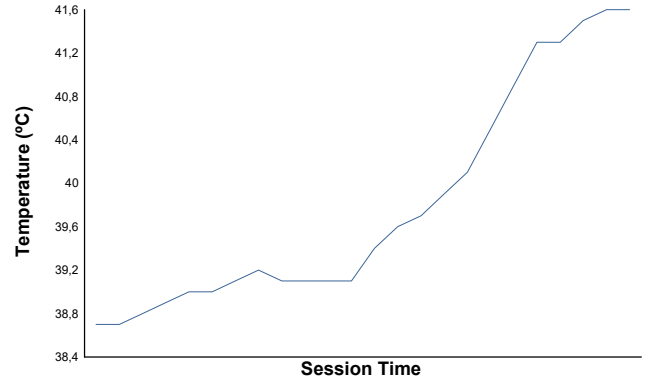
RACE 2

Weather Report

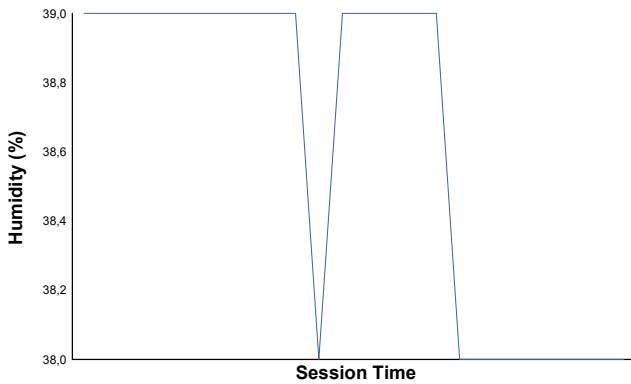
Air Temperature



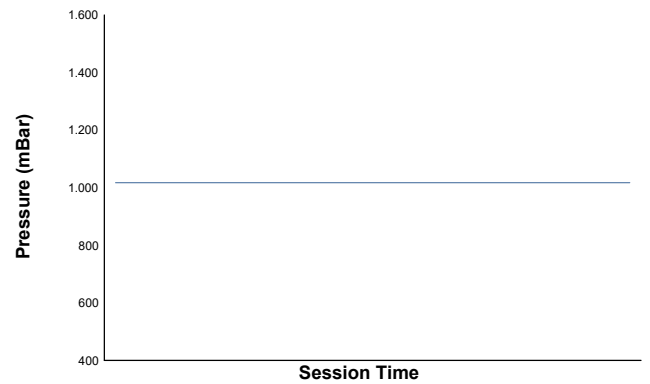
Track Temperature



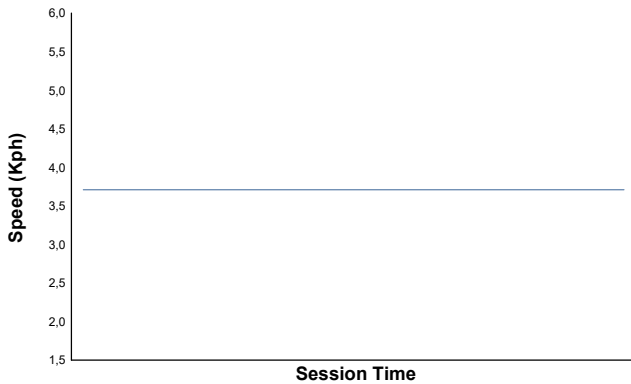
Humidity



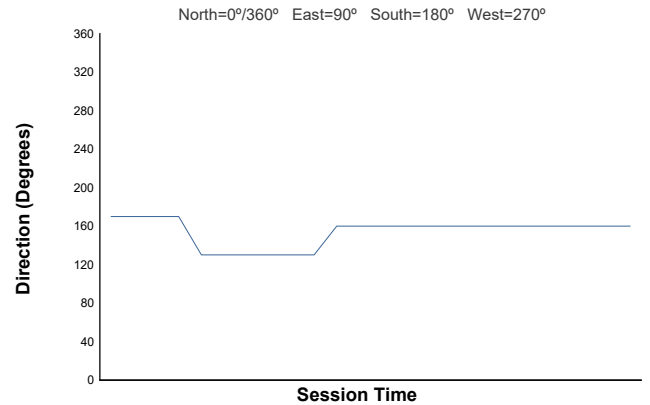
Pressure



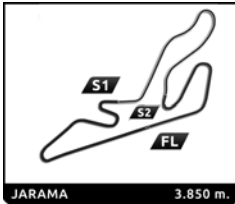
Wind Speed



Wind Direction



Track Status: **DRY**



F4Spain
ROUND 1 - JARAMA
RACE 3 (30 Minutes +1 Lap)

Final Starting Grid

1:33.180	Wiktor DOBRZANSKI	Tecnicar	32	- 18 -			
1:33.122	Lorenzo CASTILLO	Tecnicar	10	- 17 -	28	GRS Team	1:33.143 Douwe DEDECKER
1:32.995	Maximiliano RESTREPO	Saintéloc Racing	69	- 16 -	74	Monlau Motorsport	1:33.081 Rehan HAKIM
1:32.877	Gabriel GÓMEZ	TC Racing	78	- 15 -	19	Drivex	1:32.951 Matus RYBA
1:32.734	Kirill KUTSKOV	GRS Team	11	- 14 -	33	Drivex	1:32.734 Mikkel PEDERSEN
1:32.680	Tim GERHARDS	Monlau Motorsport	50	- 13 -	88	TC Racing	1:32.717 Cristian CANTU
1:32.601	Griffin PEEBLES	MP Motorsport	3	- 12 -	12	Tecnicar	1:32.672 Gustaw WISNIEWSKI
1:32.583	Daniel NOGALES	DXR by Drivex	29	- 11 -	37	CRAM Motorsport	1:32.585 Filippo FIORENTINO
1:32.469	Maciej GLADYSZ	KCL MP Motorsport	7	- 10 -	77	Monlau Motorsport	1:32.558 Lenny RIED
1:32.358	René LAMMERS	MP Motorsport	9	- 9 -	55	Rodin Motorsport	1:32.367 Preston LAMBERT
1:32.313	Yevan DAVID	Saintéloc Racing	21	- 8 -	14	MP Motorsport	1:32.330 Keanu AL AZHARI
1:32.250	Peter BOUZINELOS	Rodin Motorsport	22	- 7 -	66	DXR by Drivex	1:32.285 Francisco MACEDO
1:32.238	Nathan TYE	Campos Racing	46	- 6 -	4	Drivex	1:32.240 Juan COTA
1:32.147	Enzo TARNVANICHKUL	Campos Racing	8	- 5 -	48	Campos Racing	1:32.216 James EGOZI
1:32.142	Adam HIDEG	CRAM Motorsport	35	- 4 -	93	Saintéloc Racing	1:32.145 Matteo QUINTARELLI
1:32.054	Andrés CÁRDENAS	Griffin Core by Campos	18	- 3 -	99	Rodin Motorsport	1:32.091 Thomas STRAUVEN
1:31.931	Ernesto RIVERA	Griffin Core by Campos	24	- 2 -	23	Griffin Core by Campos	1:32.006 Jan PRZYROWSKI
1:31.821	Mattia COLNAGHI	KCL MP Motorsport	71	- 1 -	27	KCL MP Motorsport	1:31.908 Lucas FLUXÁ

Pole

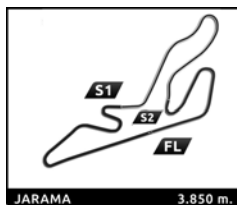
Published at:

Juan B. FONT Noelia FRANCO Carmen SOLÍS

Timekeeper:

Alberto Estébanez





F4Spain

ROUND 1 - JARAMA

RACE 3 (30 Minutes + 1 Lap)

Final Classification

No	Driver	Nat	Team	Car	Cl.	Laps	Total Time	Gap	Kph	Best Lap		
										Lap	Time	Kph
1	27 Lucas FLUXÁ	ESP	KCL MP Motorsport	Tatuus F4 T-421	R	12	21:50.969	-	126.9	3	1:33.599	148.1
2	24 Ernesto RIVERA	MEX	Griffin Core by Campos	Tatuus F4 T-421	R	12	21:52.006	+1.037	126.8	3	1:33.603	148.1
3	23 Jan PRZYROWSKI	POL	Griffin Core by Campos	Tatuus F4 T-421	R	12	21:52.939	+1.970	126.7	4	1:33.671	148.0
4	93 Matteo QUINTARELLI	ARE	Saintéloc Racing	Tatuus F4 T-421	R	12	21:54.071	+3.102	126.6	3	1:33.318	148.5
5	46 Nathan TYE	GBR	Campos Racing	Tatuus F4 T-421	R	12	21:54.316	+3.347	126.5	3	1:33.941	147.5
6	35 Adam HIDEG	HUN	CRAM Motorsport	Tatuus F4 T-421	R	12	21:54.869	+3.900	126.5	2	1:34.152	147.2
7	21 Yevan DAVID	LKA	Saintéloc Racing	Tatuus F4 T-421	R	12	21:55.282	+4.313	126.5	4	1:34.199	147.1
8	4 Juan COTA	ESP	Drivex	Tatuus F4 T-421	R	12	21:55.771	+4.802	126.4	3	1:34.008	147.4
9	14 Keanu AL AZHARI	ARE	MP Motorsport	Tatuus F4 T-421	R	12	21:55.995	+5.026	126.4	4	1:33.668	148.0
10	99 Thomas STRAUVEN	BEL	Rodin Motorsport	Tatuus F4 T-421	R	12	21:56.466	+5.497	126.3	2	1:34.221	147.1
11	9 René LAMMERS	NLD	MP Motorsport	Tatuus F4 T-421	R	12	21:57.243	+6.274	126.3	4	1:33.803	147.8
12	7 Maciej GLADYSZ	POL	KCL MP Motorsport	Tatuus F4 T-421	R	12	21:57.891	+6.922	126.2	4	1:33.992	147.5
13	66 Francisco MACEDO	PRT	DXR by Drivex	Tatuus F4 T-421	R	12	21:58.805	+7.836	126.1	4	1:34.087	147.3
14	77 Lenny RIED	DEU	Monlau Motorsport	Tatuus F4 T-421	R	12	21:59.791	+8.822	126.0	4	1:34.328	146.9
15	29 Daniel NOGALES	ESP	DXR by Drivex	Tatuus F4 T-421	R	12	22:00.766	+9.797	125.9	4	1:34.555	146.6
16	3 Griffin PEEBLES	ESP	MP Motorsport	Tatuus F4 T-421	R	12	22:01.291	+10.322	125.9	3	1:34.544	146.6
17	71 Mattia COLNAGHI	ITA	KCL MP Motorsport	Tatuus F4 T-421	R	12	22:01.597	+10.628	125.8	4	1:33.638	148.0
18	10 Lorenzo CASTILLO	MEX	Tecnicar	Tatuus F4 T-421	R	12	22:01.894	+10.925	125.8	4	1:35.326	145.4
19	69 Maximiliano RESTREPO	COL	Saintéloc Racing	Tatuus F4 T-421	R	12	22:02.330	+11.361	125.8	4	1:35.218	145.6
20	78 Gabriel GÓMEZ	ITA	TC Racing	Tatuus F4 T-421	R	12	22:03.101	+12.132	125.7	3	1:34.658	146.4
21	28 Douwe DEDECKER	BEL	GRS Team	Tatuus F4 T-421	R	12	22:03.956	+12.987	125.6	4	1:34.999	145.9
22	88 Cristian CANTÚ	MEX	TC Racing	Tatuus F4 T-421	R	12	22:05.132	+14.163	125.5	3	1:35.772	144.7
23	11 Kirill KUTSKOV	KGZ	GRS Team	Tatuus F4 T-421	R	12	22:06.390	+15.421	125.4	3	1:34.907	146.0
24	74 Rehan HAKIM	DEU	Monlau Motorsport	Tatuus F4 T-421	R	12	22:07.023	+16.054	125.3	4	1:35.628	144.9
25	50 Tim GERHARDS	NLD	Monlau Motorsport	Tatuus F4 T-421	R	12	22:08.301	+17.332	125.2	4	1:34.080	147.3
26	32 Wiktor DOBRZANSKI	POL	Tecnicar	Tatuus F4 T-421	R	12	22:09.023	+18.054	125.1	4	1:35.695	144.8
27	33 Mikkel PEDERSEN	DNK	Drivex	Tatuus F4 T-421	R	12	22:10.017	+19.048	125.1	4	1:35.388	145.3
28	37 Filippo FIORENTINO	BRA	CRAM Motorsport	Tatuus F4 T-421	R	12	22:10.504	+19.535	125.0	4	1:34.079	147.3
29	8 Enzo TARNVANICHKUL	THA	Campos Racing	Tatuus F4 T-421	R	12	22:11.361	+20.392	124.9	4	1:33.756	147.8
30	55 Preston LAMBERT	USA	Rodin Motorsport	Tatuus F4 T-421	R	12	22:07.697	+41.728	125.3	4	1:34.170	147.2
31	12 Gustaw WISNIEWSKI	POL	Tecnicar	Tatuus F4 T-421	R	10	18:19.303	2 Laps	126.1	2	1:34.685	146.4
Not classified												
18	Andrés CÁRDENAS	PER	Griffin Core by Campos	Tatuus F4 T-421		7	12:22.017			2	1:34.992	145.9
48	James EGOZI	ITA	Campos Racing	Tatuus F4 T-421		5	8:29.276			3	1:34.141	147.2
22	Peter BOUZINELLOS	AUS	Rodin Motorsport	Tatuus F4 T-421	R	5	8:39.923			4	1:34.155	147.2
19	Matus RYBA	SVK	Drivex	Tatuus F4 T-421	R	4	6:30.864			4	1:35.477	145.2

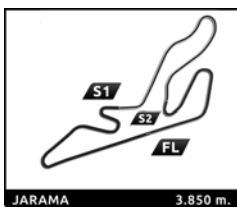
Pole Position:	Mattia COLNAGHI	1:31.821	150.9 Kph
Fastest Lap:	Lap3 Matteo QUINTARELLI	1:33.318	148.5 Kph

CAR #22 - 5 POSITIONS LOST - STARTING GRID RACE 1 - PORTIMAO - CAUSING A COLLISION - STEWARDS DECISION N°27
 CAR #55 - DRIVE THROUGH CONVERTED TO TIME PENALTY - 25 SEC - STEWARDS DECISION N°28
 CAR #71 - 10 SECOND TIME PENALTY - CAUSING A COLLISION - STEWARDS DECISION N°29

Published at:

Track Status: **DRY**

Juan B. FONT Noelia FRANCO Carmen SOLÍS	Timekeeper: Alberto Estébanez
---	---



F4Spain
ROUND 1 - JARAMA
RACE 3 (30 Minutes + 1 Lap)

Final Classification by Class

R	No	Driver	Nat	Team	Car	Laps	Total Time	Gap	Kph	Best Lap		
										Lap	Time	Kph
1	27	Lucas FLUXÁ	ESP	KCL MP Motorsport	Tatuus F4 T-421	12	21:50.969		126.9	3	1:33.599	148.1
2	24	Ernesto RIVERA	MEX	Griffin Core by Campos	Tatuus F4 T-421	12	21:52.006	+1.037	126.8	3	1:33.603	148.1
3	23	Jan PRZYROWSKI	POL	Griffin Core by Campos	Tatuus F4 T-421	12	21:52.939	+1.970	126.7	4	1:33.671	148.0
4	46	Nathan TYE	GBR	Campos Racing	Tatuus F4 T-421	12	21:54.316	+3.347	126.5	3	1:33.941	147.5
5	35	Adam HIDEG	HUN	CRAM Motorsport	Tatuus F4 T-421	12	21:54.869	+3.900	126.5	2	1:34.152	147.2
6	21	Yevan DAVID	LKA	Saintéloc Racing	Tatuus F4 T-421	12	21:55.282	+4.313	126.5	4	1:34.199	147.1
7	99	Thomas STRAUVEN	BEL	Rodin Motorsport	Tatuus F4 T-421	12	21:56.466	+5.497	126.3	2	1:34.221	147.1
8	9	René LAMMERS	NLD	MP Motorsport	Tatuus F4 T-421	12	21:57.243	+6.274	126.3	4	1:33.803	147.8
9	7	Maciej GLADYSZ	POL	KCL MP Motorsport	Tatuus F4 T-421	12	21:57.891	+6.922	126.2	4	1:33.992	147.5
10	66	Francisco MACEDO	PRT	DXR by Drivex	Tatuus F4 T-421	12	21:58.805	+7.836	126.1	4	1:34.087	147.3
11	77	Lenny RIED	DEU	Monlau Motorsport	Tatuus F4 T-421	12	21:59.791	+8.822	126.0	4	1:34.328	146.9
12	71	Mattia COLNAGHI	ITA	KCL MP Motorsport	Tatuus F4 T-421	12	22:01.597	+10.628	125.8	4	1:33.638	148.0
13	10	Lorenzo CASTILLO	MEX	Tecnicar	Tatuus F4 T-421	12	22:01.894	+10.925	125.8	4	1:35.326	145.4
14	78	Gabriel GÓMEZ	ITA	TC Racing	Tatuus F4 T-421	12	22:03.101	+12.132	125.7	3	1:34.658	146.4
15	11	Kirill KUTSKOV	KGZ	GRS Team	Tatuus F4 T-421	12	22:06.390	+15.421	125.4	3	1:34.907	146.0
16	74	Rehan HAKIM	DEU	Monlau Motorsport	Tatuus F4 T-421	12	22:07.023	+16.054	125.3	4	1:35.628	144.9
17	50	Tim GERHARDS	NLD	Monlau Motorsport	Tatuus F4 T-421	12	22:08.301	+17.332	125.2	4	1:34.080	147.3
18	32	Wiktor DOBRZANSKI	POL	Tecnicar	Tatuus F4 T-421	12	22:09.023	+18.054	125.1	4	1:35.695	144.8
19	37	Filippo FIORENTINO	BRA	CRAM Motorsport	Tatuus F4 T-421	12	22:10.504	+19.535	125.0	4	1:34.079	147.3
20	8	Enzo TARNVANICHKUL	THA	Campos Racing	Tatuus F4 T-421	12	22:11.361	+20.392	124.9	4	1:33.756	147.8
21	55	Preston LAMBERT	USA	Rodin Motorsport	Tatuus F4 T-421	12	22:07.697	+16.728	125.3	4	1:34.170	147.2
22	12	Gustaw WISNIEWSKI	POL	Tecnicar	Tatuus F4 T-421	10	18:19.303	2 Laps	126.1	2	1:34.685	146.4
Not classified												
	22	Peter BOUZINELOS	AUS	Rodin Motorsport	Tatuus F4 T-421	5	8:39.923	7 Laps		4	1:34.155	147.2
	19	Matus RYBA	SVK	Drivex	Tatuus F4 T-421	4	6:30.864	8 Laps		4	1:35.477	145.2

CAR #22 - 5 POSITIONS LOST - STARTING GRID RACE 1 - PORTIMAO - CAUSING A COLLISION - STEWARDS DECISION N°27
 CAR #55 - DRIVE THROUGH CONVERTED TO TIME PENALTY - 25 SEC - STEWARDS DECISION N°28
 CAR #71 - 10 SECOND TIME PENALTY - CAUSING A COLLISION - STEWARDS DECISION N°29

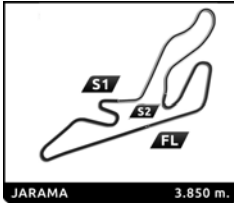
Published at:

Track Status: **DRY**

Juan B. FONT Noelia FRANCO Carmen SOLÍS

Timekeeper:
Alberto Estébanez

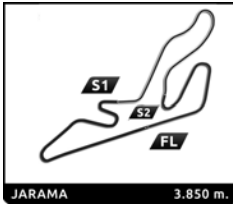




F4Spain ROUND 1 - JARAMA RACE 3

Best Sector Times

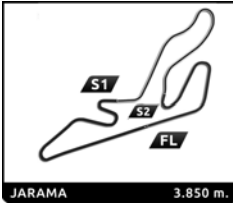
Sector 1			Sector 2			Sector 3			Ideal Lap	Best Lap
Pos	No Driver	Time	No Driver	Time	No Driver	Time	Pos	No Driver		
1	93 M.QUINTARELLI	36.201	23 J.PRZYROWSKI	30.788	93 M.QUINTARELLI	26.223	1	93 M.QUINTARELLI	1:33.242	1:33.318 (1)
2	24 E.RIVERA	36.260	24 E.RIVERA	30.795	23 J.PRZYROWSKI	26.308	2	24 E.RIVERA	1:33.414	1:33.603 (3)
3	14 K.AL AZHARI	36.261	8 E.TARNVANICHKUL	30.814	35 A.HIDEG	26.340	3	23 J.PRZYROWSKI	1:33.571	1:33.671 (6)
4	8 E.TARNVANICHKUL	36.355	93 M.QUINTARELLI	30.818	27 L.FLUXÁ	26.340	4	27 L.FLUXÁ	1:33.577	1:33.599 (2)
5	7 M.GLADYSZ	36.389	71 M.COLNAGHI	30.818	71 M.COLNAGHI	26.350	5	8 E.TARNVANICHKUL	1:33.578	1:33.756 (7)
6	22 P.BOUZINELOS	36.394	27 L.FLUXÁ	30.842	24 E.RIVERA	26.359	6	14 K.AL AZHARI	1:33.611	1:33.668 (5)
7	27 L.FLUXÁ	36.395	22 P.BOUZINELOS	30.866	8 E.TARNVANICHKUL	26.409	7	71 M.COLNAGHI	1:33.612	1:33.638 (4)
8	9 R.LAMMERS	36.422	46 N.TYE	30.882	7 M.GLADYSZ	26.432	8	9 R.LAMMERS	1:33.803	1:33.803 (8)
9	71 M.COLNAGHI	36.444	9 R.LAMMERS	30.897	14 K.AL AZHARI	26.440	9	7 M.GLADYSZ	1:33.837	1:33.992 (10)
10	23 J.PRZYROWSKI	36.475	48 J.EGOZI	30.898	4 J.COTA	26.447	10	22 P.BOUZINELOS	1:33.854	1:34.155 (17)
11	55 P.LAMBERT	36.480	14 K.AL AZHARI	30.910	21 Y.DAVID	26.458	11	37 F.FIORENTINO	1:33.910	1:34.079 (12)
12	37 F.FIORENTINO	36.497	50 T.GERHARDS	30.934	37 F.FIORENTINO	26.464	12	21 Y.DAVID	1:33.936	1:34.199 (19)
13	21 Y.DAVID	36.503	4 J.COTA	30.935	9 R.LAMMERS	26.484	13	46 N.TYE	1:33.941	1:33.941 (9)
14	50 T.GERHARDS	36.513	37 F.FIORENTINO	30.949	48 J.EGOZI	26.518	14	66 F.MACEDO	1:33.987	1:34.087 (14)
15	66 F.MACEDO	36.516	66 F.MACEDO	30.949	66 F.MACEDO	26.522	15	35 A.HIDEG	1:34.003	1:34.152 (16)
16	35 A.HIDEG	36.517	21 Y.DAVID	30.975	46 N.TYE	26.523	16	50 T.GERHARDS	1:34.007	1:34.080 (13)
17	46 N.TYE	36.536	99 T.STRAUVEN	30.990	99 T.STRAUVEN	26.537	17	4 J.COTA	1:34.008	1:34.008 (11)
18	78 G.GÓMEZ	36.547	78 G.GÓMEZ	31.010	50 T.GERHARDS	26.560	18	48 J.EGOZI	1:34.049	1:34.141 (15)
19	33 M.PEDERSEN	36.594	55 P.LAMBERT	31.012	55 P.LAMBERT	26.574	19	55 P.LAMBERT	1:34.066	1:34.170 (18)
20	77 L.RIED	36.611	7 M.GLADYSZ	31.016	29 D.NOGALES	26.581	20	99 T.STRAUVEN	1:34.144	1:34.221 (20)
21	99 T.STRAUVEN	36.617	77 L.RIED	31.017	18 A.CÁRDENAS	26.591	21	78 G.GÓMEZ	1:34.212	1:34.658 (24)
22	4 J.COTA	36.626	29 D.NOGALES	31.024	22 P.BOUZINELOS	26.594	22	77 L.RIED	1:34.224	1:34.328 (21)
23	11 K.KUTSKOV	36.629	88 C.CANTÚ	31.032	77 L.RIED	26.596	23	29 D.NOGALES	1:34.323	1:34.555 (23)
24	48 J.EGOZI	36.633	35 A.HIDEG	31.146	69 M.RESTREPO	26.598	24	3 G.PEEBLES	1:34.470	1:34.544 (22)
25	3 G.PEEBLES	36.666	3 G.PEEBLES	31.146	78 G.GÓMEZ	26.655	25	11 K.KUTSKOV	1:34.537	1:34.907 (26)
26	29 D.NOGALES	36.718	12 G.WISNIEWSKI	31.168	3 G.PEEBLES	26.658	26	12 G.WISNIEWSKI	1:34.630	1:34.685 (25)
27	12 G.WISNIEWSKI	36.801	18 A.CÁRDENAS	31.169	12 G.WISNIEWSKI	26.661	27	88 C.CANTÚ	1:34.631	1:35.772 (35)
28	10 L.CASTILLO	36.823	11 K.KUTSKOV	31.229	11 K.KUTSKOV	26.679	28	18 A.CÁRDENAS	1:34.686	1:34.992 (27)
29	28 D.DEDECKER	36.835	74 R.HAKIM	31.394	19 M.RYBA	26.702	29	33 M.PEDERSEN	1:34.829	1:35.388 (31)
30	88 C.CANTÚ	36.877	69 M.RESTREPO	31.421	74 R.HAKIM	26.705	30	69 M.RESTREPO	1:34.936	1:35.218 (29)
31	69 M.RESTREPO	36.917	28 D.DEDECKER	31.435	88 C.CANTÚ	26.722	31	28 D.DEDECKER	1:34.999	1:34.999 (28)
32	18 A.CÁRDENAS	36.926	19 M.RYBA	31.437	28 D.DEDECKER	26.729	32	10 L.CASTILLO	1:35.195	1:35.326 (30)
33	32 W.DOBRZANSKI	37.095	33 M.PEDERSEN	31.448	33 M.PEDERSEN	26.787	33	74 R.HAKIM	1:35.227	1:35.628 (33)
34	74 R.HAKIM	37.128	32 W.DOBRZANSKI	31.487	32 W.DOBRZANSKI	26.835	34	19 M.RYBA	1:35.305	1:35.477 (32)
35	19 M.RYBA	37.166	10 L.CASTILLO	31.493	10 L.CASTILLO	26.879	35	32 W.DOBRZANSKI	1:35.417	1:35.695 (34)



F4Spain ROUND 1 - JARAMA RACE 3

Best Top Speed

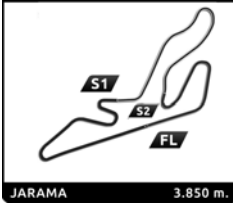
No Driver	Team	Class	Top 1		Top 2		Top 3		Top 4		Top 5			
			Kph	Lap	Kph	Lap	Kph	Lap	Kph	Lap	Kph	Lap	Avg	
50	Tim GERHARDS	Monlau Motorsport	R	241.1	11	237.4	8	232.8	5	232.3	4	231.3	3	235,0
29	Daniel NOGALES	DXR by Drivex		240.0	4	236.8	8	236.3	11	235.8	5	234.8	2	236,7
11	Kirill KUTSKOV	GRS Team	R	237.9	4	235.8	2	234.3	11	234.3	3	233.3	5	235,1
66	Francisco MACEDO	DXR by Drivex	R	237.9	8	235.3	5	234.8	11	234.3	4	234.3	3	235,3
77	Lenny RIED	Monlau Motorsport	R	237.9	11	236.3	4	235.8	8	235.3	5	234.8	3	236,0
14	Keanu AL AZHARI	MP Motorsport		237.4	11	237.4	8	233.8	3	233.3	4	230.8	5	234,5
28	Douwe DEDECKER	GRS Team		237.4	8	236.3	2	235.3	11	235.3	3	233.3	5	235,5
3	Griffin PEEBLES	MP Motorsport		236.8	8	236.3	11	235.3	4	233.8	5	233.3	3	235,1
7	Maciej GLADYSZ	KCL MP Motorsport	R	236.8	5	235.8	8	234.8	11	234.3	2	233.3	4	235,0
22	Peter BOUZINELOS	Rodin Motorsport	R	236.8	4	236.8	5	234.3	3	232.8	2			235,2
55	Preston LAMBERT	Rodin Motorsport	R	236.8	8	235.8	11	235.3	5	234.3	4	233.8	3	235,2
88	Cristian CANTÚ	TC Racing		236.8	11	234.8	5	234.8	3	234.8	2	233.3	8	234,9
93	Matteo QUINTARELLI	Saintéloc Racing		236.8	11	234.8	2	234.3	5	233.3	8	231.8	4	234,2
23	Jan PRZYROWSKI	Griffin Core by Campos	R	236.3	3	235.3	11	235.3	5	234.3	4	232.3	2	234,7
69	Maximiliano RESTREPO	Saintéloc Racing		236.3	4	236.3	3	236.3	8	235.8	11	230.8	5	235,1
8	Enzo TARNVANICHKUL	Campos Racing	R	235.8	11	234.8	8	231.8	2	230.3	12	229.8	5	232,5
9	René LAMMERS	MP Motorsport	R	235.8	11	235.8	5	234.3	4	233.8	3	232.8	2	234,5
32	Wiktor DOBRZANSKI	Tecnicar	R	235.8	11	233.8	4	233.3	8	232.8	3	232.8	2	233,7
37	Filippo FIORENTINO	CRAM Motorsport	R	235.8	5	235.3	4	235.3	2	234.8	11	233.8	8	235,0
46	Nathan TYE	Campos Racing	R	235.8	2	235.3	8	235.3	4	235.3	3	234.8	5	235,3
78	Gabriel GÓMEZ	TC Racing	R	235.8	11	235.3	4	235.3	3	234.8	8	234.8	2	235,2
21	Yevan DAVID	Saintéloc Racing	R	235.3	2	234.3	8	233.8	11	232.8	5	231.3	4	233,5
33	Mikkel PEDERSEN	Drivex		235.3	11	231.3	2	230.8	5	229.8	3	229.3	4	231,3
48	James EGOZI	Campos Racing		235.3	3	234.8	2	234.3	4	231.3	5			233,9
74	Rehan HAKIM	Monlau Motorsport	R	235.3	8	235.3	5	235.3	2	234.8	4	234.3	11	235,0
99	Thomas STRAUVEN	Rodin Motorsport	R	235.3	4	235.3	3	233.8	2	232.3	5	229.8	11	233,3
24	Ernesto RIVERA	Griffin Core by Campos	R	234.3	5	233.8	4	233.3	3	233.3	2	230.3	11	233,0
4	Juan COTA	Drivex		233.3	8	232.8	4	232.8	2	231.8	11	231.8	5	232,5
35	Adam HIDEG	CRAM Motorsport	R	233.3	3	232.8	11	231.8	8	231.8	2	229.8	5	231,9
10	Lorenzo CASTILLO	Tecnicar	R	232.8	4	231.8	5	231.3	11	230.8	8	229.3	2	231,2
12	Gustaw WISNIEWSKI	Tecnicar	R	232.8	5	232.8	4	231.8	8	230.3	3	228.8	2	231,3
18	Andrés CÁRDENAS	Griffin Core by Campos		232.3	3	231.3	2	231.3	5	230.3	4	159.3	6	216,9
71	Mattia COLNAGHI	KCL MP Motorsport	R	231.8	5	231.3	11	231.3	3	230.8	8	230.8	4	231,2
19	Matus RYBA	Drivex	R	231.3	2	231.3	4	230.8	3					231,1
27	Lucas FLUXÁ	KCL MP Motorsport	R	229.8	5	228.3	3	227.8	4	227.4	11	227.4	2	228,1



F4Spain
ROUND 1 - JARAMA
RACE 3

Lap Chart

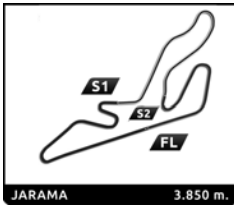
No	Pos	Grid	Lap												
			1	2	3	4	5	6	7	8	9	10	11	12	
71	1	71	27	27	27	27	27	27	27	27	27	27	27	27	27
27	2	27	71	71	71	71	71	71	71	71	71	71	71	71	71
24	3	24	24	24	24	24	24	24	24	24	24	24	24	24	24
23	4	23	23	23	23	23	23	23	23	23	23	23	23	23	23
18	5	18	18	93	93	93	93	93	93	93	93	93	93	93	93
99	6	99	8	18	18	35	35	35	35	35	35	35	46	46	46
35	7	35	93	35	35	18	18	18	18	46	46	46	35	35	35
93	8	93	35	99	99	4	46	46	46	4	4	4	21	21	21
8	9	8	99	4	4	99	4	4	4	21	21	21	4	4	4
48	10	48	4	46	46	46	99	99	99	99	99	99	14	14	14
46	11	46	46	48	48	21	21	21	21	14	14	14	99	99	99
4	12	4	48	21	21	48	14	14	14	9	9	9	9	9	9
22	13	22	21	14	14	14	9	9	9	7	7	7	7	7	7
66	14	66	9	9	9	9	7	7	7	66	66	66	66	66	66
21	15	21	14	22	22	22	66	66	66	77	77	77	77	77	77
14	16	14	22	66	66	66	37	37	37	29	29	29	29	29	29
9	17	9	66	7	7	7	55	55	55	3	3	3	3	3	3
55	18	55	7	37	37	37	77	77	77	10	10	10	10	10	10
7	19	7	37	55	55	55	29	29	29	69	69	69	69	69	69
77	20	77	29	29	77	77	3	3	3	78	78	78	78	78	78
29	21	29	55	77	29	29	78	78	78	28	28	28	28	28	28
37	22	37	77	3	3	3	33	10	10	88	88	88	88	88	88
3	23	3	3	78	78	78	10	69	69	11	11	11	11	11	11
12	24	12	33	33	33	33	69	33	28	74	74	74	74	74	74
50	25	50	11	19	19	19	28	28	88	55	55	55	55	55	55
88	26	88	19	10	10	10	88	88	32	32	32	32	50	50	50
11	27	11	78	69	69	69	32	32	11	50	50	50	32	32	32
33	28	33	10	32	28	28	11	11	74	12	12	12	33	33	33
78	29	78	69	28	32	32	74	74	12	8	8	8	37	37	37
19	30	19	32	74	88	88	12	12	50	33	33	33	8	8	8
69	31	69	28	88	74	11	50	50	8	37	37	37			
74	32	74	74	11	11	74	48	8	33						
10	33	10	88	12	12	12	22								
28	34	28	12	8	50	50	8								
32	35	32	50	50	8	8									



F4Spain
 ROUND 1 - JARAMA
 RACE 3

Fastest Lap Sequence

Elapsed	No Driver	Team	Car	Class	Time	Kph	Lap
3:08.083	27 Lucas FLUXÁ	KCL MP Motorsport	Tatuus F4 T-421	R	1:33.776	147.8	2
4:41.682	27 Lucas FLUXÁ	KCL MP Motorsport	Tatuus F4 T-421	R	1:33.599	148.1	3
4:44.499	93 Matteo QUINTARELLI	Saintéloc Racing	Tatuus F4 T-421		1:33.318	148.5	3



F4Spain

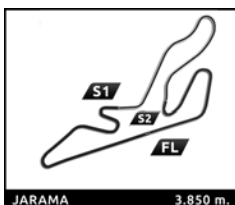
ROUND 1 - JARAMA

RACE 3

Analysis by lap

Lapped ■

No	Lap Time	Gap	No	Lap Time	Gap	No	Lap Time	Gap	No	Lap Time	Gap	No	Lap Time	Gap		
Lap 1																
27	1:34.307	0.000	55	1:35.931	9.619	27	1:33.659		78	1:39.654	16.654	18	2:13.856	2.066		
71	1:35.020	0.713	29	1:36.347	9.701	71	1:33.638	0.903	33	1:39.815	18.735	46	2:13.585	2.107		
24	1:35.301	0.994	77	1:36.434	10.259	24	1:33.807	1.494	10	1:39.648	19.243	4	2:12.986	2.289		
23	1:35.737	1.430	3	1:36.403	10.841	23	1:33.671	1.789	69	1:39.880	19.709	99	2:12.558	2.453		
18	1:36.468	2.161	78	1:35.825	11.057	93	1:33.384	2.542	28	1:40.124	20.572	21	2:12.630	2.906		
8	1:36.645	2.338	33	1:36.779	11.522	35	1:34.162	5.540	88	1:39.396	21.223	14	2:12.496	3.287		
99	1:36.939	2.632	19	1:36.628	11.561	18	1:35.326	6.599	32	1:40.383	22.012	9	2:11.985	3.451		
35	1:37.619	3.312	10	1:35.834	11.740	4	1:34.775	7.092	11	1:40.943	22.862	7	2:11.665	3.787		
99	1:38.075	3.768	69	1:36.164	12.198	99	1:35.480	7.220	74	1:41.163	23.298	66	2:11.084	4.206		
4	1:38.567	4.260	32	1:36.477	12.984	46	1:34.631	7.315	12	1:41.283	24.134	37	2:10.948	4.586		
46	1:38.856	4.549	28	1:36.467	13.262	21	1:34.199	7.798	50	1:39.192	25.046	55	2:10.430	4.907		
48	1:39.161	4.854	74	1:36.512	13.806	48	1:34.731	7.869	48	2:06.066	37.541	77	2:10.229	5.381		
21	1:39.275	4.968	88	1:36.125	13.915	14	1:33.668	8.069	22	2:15.316	48.188	29	2:09.742	5.685		
9	1:40.065	5.758	11	1:40.648	15.432	9	1:33.803	8.507	8	1:34.052	57.368	3	2:09.281	5.940		
14	1:40.212	5.905	12	1:34.685	16.571	22	1:34.155	9.266	Lap 6							
22	1:40.304	5.997	8	1:49.583	18.145	66	1:34.087	9.834	27	2:11.808		78	2:08.715	6.291		
66	1:40.421	6.114	50	1:34.492	21.308	7	1:33.992	10.167	71	2:11.944	0.656	10	2:08.366	6.691		
7	1:40.794	6.487	Lap 3					37	1:34.079	10.483	69	2:07.932	6.934			
37	1:41.064	6.757	27	1:33.599		55	1:34.170	11.287	24	2:12.202	1.540	28	2:07.380	7.331		
29	1:41.437	7.130	71	1:33.734	0.924	77	1:34.328	11.956	23	2:12.385	2.355	88	2:06.912	7.775		
55	1:41.771	7.464	24	1:33.603	1.346	29	1:34.555	12.338	93	2:12.405	3.470	32	2:06.742	8.328		
77	1:41.908	7.601	23	1:33.768	1.777	3	1:34.709	12.836	35	2:10.425	4.217	11	2:05.596	8.502		
3	1:42.521	8.214	93	1:33.318	2.817	78	1:34.937	13.394	18	2:10.250	4.618	74	2:05.673	9.217		
33	1:42.826	8.519	18	1:35.154	4.932	33	1:35.388	15.314	46	2:10.132	4.930	12	2:05.889	9.848		
11	1:42.867	8.560	35	1:34.948	5.037	19	1:35.477	15.523	4	2:10.040	5.711	50	2:05.476	10.161		
19	1:43.016	8.709	99	1:34.785	5.399	10	1:35.326	15.989	99	2:10.179	6.303	8	2:04.300	10.264		
78	1:43.315	9.008	4	1:34.008	5.976	69	1:35.218	16.223	21	2:10.055	6.684	33	2:11.178	10.617		
10	1:43.989	9.682	46	1:33.941	6.343	28	1:34.999	16.842	14	2:09.944	7.199	Lap 8				
69	1:44.117	9.810	48	1:34.141	6.797	32	1:35.695	18.023	9	2:08.960	7.874	27	1:39.080			
32	1:44.590	10.283	21	1:34.484	7.258	88	1:35.792	18.221	7	2:09.486	8.530	71	1:39.079	0.373		
28	1:44.878	10.571	14	1:34.769	8.060	11	1:35.232	18.313	66	2:08.570	9.530	24	1:39.324	1.056		
74	1:45.377	11.070	9	1:34.749	8.363	74	1:35.628	18.529	37	2:08.548	10.046	23	1:40.007	1.827		
88	1:45.873	11.566	22	1:34.442	8.770	12	1:34.982	19.245	55	2:08.312	10.885	93	1:40.625	2.992		
12	1:49.969	15.662	66	1:34.461	9.406	50	1:34.080	22.248	77	2:08.466	11.560	35	1:40.980	3.606		
50	1:54.899	20.592	7	1:34.777	9.834	8	1:33.756	59.710	29	2:08.352	12.351	46	1:40.870	3.897		
Lap 2																
27	1:33.776		37	1:34.826	10.063	Lap 5					4	1:41.499	4.708			
71	1:33.852	0.789	55	1:34.756	10.776	27	1:36.394		78	2:09.138	13.984	21	1:41.205	5.031		
24	1:34.124	1.342	77	1:34.627	11.287	71	1:36.011	0.520	10	2:07.298	14.733	99	1:42.364	5.737		
23	1:33.954	1.608	29	1:35.340	11.442	24	1:36.046	1.146	69	2:07.509	15.410	14	1:42.114	6.321		
93	1:34.242	3.098	3	1:34.544	11.786	23	1:36.383	1.778	33	2:08.920	15.847	9	1:42.890	7.261		
18	1:34.992	3.377	78	1:34.658	12.116	93	1:36.725	2.873	28	2:07.595	16.359	7	1:43.138	7.845		
35	1:34.152	3.688	33	1:35.662	13.585	35	1:36.454	5.600	88	2:07.856	17.271	66	1:43.925	9.051		
99	1:34.221	4.213	19	1:35.743	13.705	18	1:35.971	6.176	32	2:07.790	17.994	77	1:43.805	10.106		
4	1:35.083	5.567	10	1:36.181	14.322	46	1:35.685	6.606	11	2:08.260	19.314	29	1:44.058	10.663		
46	1:35.228	6.001	69	1:36.065	14.664	4	1:36.781	7.479	74	2:08.462	19.952	3	1:44.245	11.105		
48	1:35.177	6.255	28	1:35.839	15.502	99	1:37.106	7.932	12	2:08.041	20.367	10	1:44.049	11.660		
21	1:35.181	6.373	32	1:36.602	15.987	21	1:37.033	8.437	50	2:07.855	21.093	69	1:44.200	12.054		
14	1:34.761	6.890	88	1:35.772	16.088	14	1:37.388	9.063	8	1:36.812	22.372	78	1:45.779	12.990		
9	1:35.231	7.213	74	1:36.353	16.560	9	1:38.609	10.722	Lap 7							
22	1:35.706	7.927	11	1:34.907	16.740	7	1:37.079	10.852	27	2:16.408		28	1:45.587	13.838		
66	1:36.206	8.544	12	1:34.950	17.922	66	1:39.328	12.768	71	2:16.126	0.374	88	1:45.982	14.677		
7	1:35.945	8.656	50	1:34.118	21.827	37	1:39.217	13.306	24	2:15.680	0.812	11	1:46.492	15.914		
37	1:35.855	8.836	8	2:15.067	59.613	55	1:39.488	14.381	23	2:14.953	0.900	74	1:46.250	16.387		
Lap 4																
						77	1:39.340	14.902	93	2:14.385	1.447	55	1:51.495	17.322		
						29	1:39.863	15.807	35	2:13.897	1.706	32	1:48.848	18.096		
						3	1:39.726	16.168				50	1:47.479	18.560		
												12	1:48.235	19.003		
												8	1:48.277	19.461		

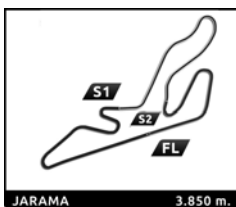


F4Spain ROUND 1 - JARAMA RACE 3

Analysis by lap




















Lapped ■

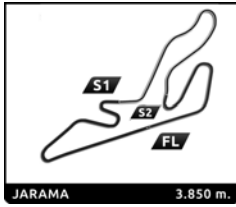
No	Lap Time	Gap	No	Lap Time	Gap	No	Lap Time	Gap	No	Lap Time	Gap
33	1:48.679	20.216	78	2:02.927	5.751	99	2:02.037	5.497			
37	1:55.086	20.592	28	2:02.377	6.048	9	2:01.857	6.274			
Lap 9			88	2:01.878	6.237	7	2:01.653	6.922			
27	2:01.298		11	2:01.074	6.731	66	2:01.719	7.836			
71	2:01.667	0.742	74	2:01.011	7.359	77	2:01.916	8.822			
24	2:01.622	1.380	55	2:00.710	7.727	29	2:02.137	9.797			
23	2:01.681	2.210	32	2:00.431	8.072	3	2:02.064	10.322			
93	2:01.226	2.920	50	2:00.173	8.229	10	2:02.051	10.925			
35	2:01.115	3.423	12	2:00.352	9.058	69	2:02.012	11.361			
46	2:01.153	3.752	8	2:00.012	9.171	78	2:02.028	12.132			
4	2:00.911	4.321	33	1:59.924	9.715	28	2:01.953	12.987			
21	2:01.073	4.806	37	1:59.565	9.883	88	2:02.393	14.163			
99	2:00.858	5.297	Lap 11			11	2:02.330	15.421			
14	2:00.734	5.757	27	1:38.820		74	2:01.971	16.054			
9	2:00.535	6.498	71	1:38.735	0.302	55	2:01.783	16.728			
7	2:00.660	7.207	24	1:39.142	0.848	50	2:01.908	17.332			
66	2:00.561	8.314	23	1:39.674	1.626	32	2:02.039	18.054			
77	2:00.406	9.214	93	1:40.136	2.365	33	2:02.543	19.048			
29	2:00.700	10.065	46	1:39.998	2.639	37	2:02.696	19.535			
3	2:00.916	10.723	35	1:40.718	3.271	8	1:55.334	20.392			
10	2:00.955	11.317	21	1:40.693	3.745						
69	2:01.184	11.940	4	1:41.682	4.413						
78	2:01.048	12.740	14	1:41.200	4.807						
28	2:01.047	13.587	99	1:42.089	5.364						
88	2:00.896	14.275	9	1:42.433	6.321						
11	2:00.957	15.573	7	1:43.001	7.173						
74	2:01.175	16.264	66	1:43.368	8.021						
55	2:00.909	16.933	77	1:43.783	8.810						
32	2:00.759	17.557	29	1:44.152	9.564						
50	2:00.710	17.972	3	1:44.395	10.162						
12	2:00.917	18.622	10	1:44.566	10.778						
8	2:00.912	19.075	69	1:44.622	11.253						
33	2:00.789	19.707	78	1:45.077	12.008						
37	2:00.940	20.234	28	1:45.710	12.938						
Lap 10			88	1:46.257	13.674						
27	2:09.916		11	1:47.084	14.995						
71	2:09.561	0.387	74	1:47.448	15.987						
24	2:09.062	0.526	55	1:47.942	16.849						
23	2:08.478	0.772	50	1:47.919	17.328						
93	2:08.045	1.049	32	1:48.667	17.919						
35	2:07.866	1.373	33	1:47.514	18.409						
46	2:07.625	1.461	37	1:47.680	18.743						
4	2:07.146	1.551	8	1:56.611	26.962						
21	2:06.982	1.872	Lap 12								
99	2:06.714	2.095	27	2:01.904							
14	2:06.586	2.427	71	2:02.230	0.628						
9	2:06.126	2.708	24	2:02.093	1.037						
7	2:05.701	2.992	23	2:02.248	1.970						
66	2:05.075	3.473	93	2:02.641	3.102						
77	2:04.549	3.847	46	2:02.612	3.347						
29	2:04.083	4.232	35	2:02.533	3.900						
3	2:03.780	4.587	21	2:02.472	4.313						
10	2:03.631	5.032	4	2:02.293	4.802						
69	2:03.427	5.451	14	2:02.123	5.026						



F4Spain
ROUND 1 - JARAMA
RACE 3

Flag Analysis

Flag	Time
	GREEN FLAG 18:23:35.627
	GREEN FLAG 18:27:42.235
	YELLOW FLAG AT SECTOR 1 18:30:22.811
	SAFETY CAR 18:30:54.129
	YELLOW FLAG AT SECTOR 3 18:31:22.725
	GREEN FLAG AT SECTOR 3 18:32:18.788
	GREEN FLAG AT SECTOR 1 18:34:37.816
	GREEN FLAG 18:35:47.446
	YELLOW FLAG AT SECTOR 1 18:36:22.056
	SAFETY CAR 18:36:39.443
	GREEN FLAG AT SECTOR 1 18:41:07.495
	GREEN FLAG 18:41:35.868
	YELLOW FLAG AT SECTOR 1 18:42:11.600
	SAFETY CAR 18:42:42.135
	GREEN FLAG AT SECTOR 1 18:45:49.893
	GREEN FLAG 18:47:26.809
	YELLOW FLAG AT SECTOR 1 18:48:24.349
	RED FLAG 18:48:26.560
	CHEQUERED FLAG 18:45:26.000



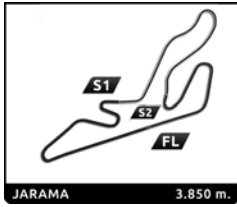
F4Spain

ROUND 1 - JARAMA

RACE 3

Sector Analysis

_ Invalidated Lap							■ Personal Best							■ Session Best							■ Crossing the pit lane						
Lap	Time	Sector 1	Sector 2	Sector 3	T.Sp	Elapsed	Lap	Time	Sector 1	Sector 2	Sector 3	T.Sp	Elapsed	Lap	Time	Sector 1	Sector 2	Sector 3	T.Sp	Elapsed	Lap	Time	Sector 1	Sector 2	Sector 3	T.Sp	Elapsed
3 Griffin PEEBLES ESP							MP Motorsport							Tatuus F4 T-421													
1	1:42.521	42.565	32.404	27.552		1:42.521	10	2:00.012	47.298	41.343	31.371	154.5	18:19.416														
2	1:36.403	37.161	31.968	27.274	233.3	3:18.924	11	1:56.611	58.158	31.732	26.721	235.8	20:16.027														
3	1:34.544	36.666	31.146	26.732	233.3	4:53.468	12	1:55.334	40.205	41.137	33.992	230.3	22:11.361														
4	1:34.709	36.856	31.195	26.658	235.3	6:28.177																					
5	1:39.726	36.786	33.130	29.810	233.8	8:07.903																					
6	2:08.707	47.436	43.794	37.477	161.2	10:16.610																					
7	2:09.281	53.720	41.605	33.956	113.2	12:25.891																					
8	1:44.245	37.113	37.479	29.653	236.8	14:10.136																					
9	2:00.916	47.623	40.597	32.696	152.1	16:11.052																					
10	2:03.780	48.569	40.197	35.014	109.5	18:14.832																					
11	1:44.395	37.047	35.392	31.956	236.3	19:59.227																					
12	2:02.064	48.538	40.750	32.776	131.5	22:01.291																					
4 Juan COTA ESP							Drivex							Tatuus F4 T-421													
1	1:38.567	39.683	32.061	26.823		1:38.567																					
2	1:35.083	37.423	31.158	26.502	232.8	3:13.650																					
3	1:34.008	36.626	30.935	26.447	230.8	4:47.658																					
4	1:34.775	36.690	31.334	26.751	232.8	6:22.433																					
5	1:36.781	37.167	31.288	28.326	231.8	7:59.214																					
6	2:10.040	49.753	42.657	37.630	146.5	10:09.254																					
7	2:12.986	54.174	41.634	37.178	132.2	12:22.240																					
8	1:41.499	37.637	34.482	29.380	233.3	14:03.739																					
9	2:00.911	48.731	39.613	32.567	158.1	16:04.650																					
10	2:07.146	49.944	39.270	37.932	145.2	18:11.796																					
11	1:41.682	38.088	33.024	30.570	231.8	19:53.478																					
12	2:02.293	49.879	39.421	32.993	130.0	21:55.771																					
7 Maciej GLADYSZ POL							KCL MP Motorsport							Tatuus F4 T-421													
1	1:40.794	41.634	32.023	27.137		1:40.794																					
2	1:35.945	37.550	31.642	26.753	234.3	3:16.739																					
3	1:34.777	36.968	31.281	26.528	230.3	4:51.516																					
4	1:33.992	36.544	31.016	26.432	233.3	6:25.508																					
5	1:37.079	36.389	31.099	29.591	236.8	8:02.587																					
6	2:09.486	49.316	42.520	37.650	154.1	10:12.073																					
7	2:11.665	54.517	41.265	35.883	146.3	12:23.738																					
8	1:43.138	37.548	36.555	29.035	235.8	14:06.876																					
9	2:00.660	48.352	39.986	32.322	144.8	16:07.536																					
10	2:05.701	49.971	39.858	35.872	145.0	18:13.237																					
11	1:43.001	37.485	33.905	31.611	234.8	19:56.238																					
12	2:01.653	49.338	39.932	32.383	130.3	21:57.891																					
8 Enzo TARNVANICHKUL THA							Campos Racing							Tatuus F4 T-421													
1	1:36.645	38.684	31.427	26.534		1:36.645																					
2	1:49.583	39.578	35.125	34.880	231.8	3:26.228																					
3	2:15.067	1:17.585	31.067	26.415	113.4	5:41.295																					
4	1:33.756	36.365	30.982	26.409	227.8	7:15.051																					
5	1:34.052	36.355	31.027	26.670	229.8	8:49.103																					
6	1:36.812	36.434	30.814	29.564	229.8	10:25.915																					
7	2:04.300	50.869	43.653	29.778	99.6	12:30.215																					
8	1:48.277	38.083	40.368	29.826	234.8	14:18.492																					
9	2:00.912	46.561	42.358	31.993	164.1	16:19.404																					
9 René LAMMERS NLD							MP Motorsport							Tatuus F4 T-421													
1	1:40.065	40.695	32.054	27.316		1:40.065																					
2	1:35.231	37.277	31.333	26.621	232.8	3:15.296																					
3	1:34.749	36.647	31.538	26.564	233.8	4:50.045																					
4	1:33.803	36.422	30.897	26.484	234.3	6:23.848																					
5	1:38.609	37.024	31.555	30.030	235.8	8:02.457																					
6	2:08.960	48.675	42.864	37.421	154.7	10:11.417																					
7	2:11.985	54.523	41.357	36.105	138.5	12:23.402																					
8	1:42.890	37.544	36.368	28.978	229.3	14:06.292																					
9	2:00.535	48.324	40.030	32.181	138.5	16:06.827																					
10	2:06.126	49.966	39.839	36.321	146.1	18:12.953																					
11	1:42.433	37.358	33.816	31.259	235.8	19:55.386																					
12	2:01.857	49.545	40.037	32.275	128.7	21:57.243																					
10 Lorenzo CASTILLO MEX							Tecnicar							Tatuus F4 T-421													
1	1:43.989	43.625	33.087	27.277		1:43.989																					
2	1:35.834	37.255	31.687	26.892	229.3	3:19.823																					
3	1:36.181	37.809	31.493	26.879	223.1	4:56.004																					
4	1:35.326	36.852	31.579	26.895	232.8	6:31.330																					
5	1:39.648	36.823	32.628	30.197	231.8	8:10.978																					
6	2:07.298	46.235	43.486	37.577	161.9	10:18.276																					
7	2:08.366	53.217	41.769	33.380	119.3	12:26.642																					
8	1:44.049	36.923	37.567	29.559	230.8	14:10.691																					
9	2:00.955	47.550	40.987	32.418	147.7	16:11.646																					
10	2:03.631	48.772	39.992	34.867	106.2	18:15.277																					
11	1:44.566	36.932	35.547	32.087	231.3	19:59.843																					
12	2:02.051	48.413	40.802	32.836	125.0	22:01.894																					
11 Kirill KUTSKOV KGZ							GRS Team							Tatuus F4 T-421													
1	1:42.867	42.942	32.649	27.276		1:42.867																					
2	1:40.648	42.740	31.229	26.679	235.8	3:23.515																					
3	1:34.907	36.629	31.523	26.755	234.3	4:58.422																					
4	1:35.232	37.086	31.285	26.861	237.9	6:33.654																					
5	1:40.943	37.425	32.841	30.677	233.3	8:14.597																					
6	2:08.260	46.109	44.143	38.008	197.8	10:22.857																					
7	2:05.596	51.792	42.477	31.327	109.3	12:28.453																					
8	1:46.492	37.627	38.537	30.328	232.3	14:14.945																					
9	2:00.957	46.405	41.479	33.073	149.6	16:15.902																					
10	2:01.074	47.615	40.081	33.378	192.5	18:16.976																					
11	1:47.084	37.227	36.402	33.455	234.3	20:04.060																					
12	2:02.330	47.095	41.430	33.805	143.4	22:06.390																					
12 Gustaw WISNIEWSKI POL							Tecnicar							Tatuus F4 T-421													
1	1:49.969	51.817	31.482	26.670		1:49.969																					
2	1:34.685	36.856	31.168	26.661	228.8	3:24.654																					
3	1:34.950	36.915	31.316	26.719	230.3	4:59.604																					
4	1:34.982	36.801	31.401	26.780	232.8	6:34.586																					
5	1:41.283	37.155	33.128	31.000	232.8	8:15.869																					
6	2:08.041	46.049	44.334	37.658	180.3	10:23.910																					



F4Spain

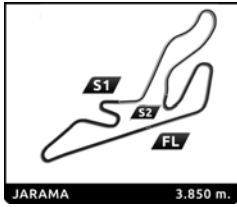
ROUND 1 - JARAMA

RACE 3

Sector Analysis

— Invalidated Lap ■ Personal Best ■ Session Best B Crossing the pit lane

Lap	Time	Sector 1	Sector 2	Sector 3	T.Sp	Elapsed	Lap	Time	Sector 1	Sector 2	Sector 3	T.Sp	Elapsed
7	2:05.889	51.792	43.032	31.065	103.9	12:29.799	4	1:34.155	36.424	30.866	26.865	236.8	6:24.607
8	1:48.235	38.288	40.122	29.825	231.8	14:18.034	5	2:15.316B	36.662	31.463	1:07.191	236.8	8:39.923
9	2:00.917	46.664	41.968	32.285	169.5	16:18.951	23 Jan PRZYROWSKI POL						
10	2:00.352	47.334	41.052	31.966	148.1	18:19.303	Griffin Core by Campos Tatuus F4 T-421						
14 Keanu AL AZHARI ARE							1 1:35.737 38.080 31.067 26.590 1:35.737						
MP Motorsport Tatuus F4 T-421							2 1:33.954 36.528 31.118 26.308 232.3 3:09.691						
1	1:40.212	41.080	32.012	27.120		1:40.212	3	1:33.768 36.526 30.844 26.398 236.3 4:43.459					
2	1:34.761	36.714	31.364	26.683	229.8	3:14.973	4	1:33.671 36.516 30.788 26.367 234.3 6:17.130					
3	1:34.769	36.636	31.693	26.440	233.8	4:49.742	5	1:36.383 36.475 30.911 28.997 235.3 7:53.513					
4	1:33.668	36.261	30.910	26.497	233.3	6:23.410	6	2:12.385 52.189 42.632 37.564 138.1 10:05.898					
5	1:37.388	37.358	31.187	28.843	230.8	8:00.798	7	2:14.953 54.174 41.289 39.490 126.5 12:20.851					
6	2:09.944	49.848	42.550	37.546	144.6	10:10.742	8	1:40.007 36.990 34.235 28.782 230.8 14:00.858					
7	2:12.496	54.470	41.562	36.464	118.4	12:23.238	9	2:01.681 49.236 39.566 32.879 151.7 16:02.539					
8	1:42.114	37.493	35.641	28.980	237.4	14:05.352	10	2:08.478 49.374 39.517 39.587 150.8 18:11.017					
9	2:00.734	48.760	39.708	32.266	141.2	16:06.086	11	1:39.674 37.169 31.984 30.521 235.3 19:50.691					
10	2:06.586	49.982	39.695	36.909	132.0	18:12.672	12	2:02.248 50.063 38.741 33.444 167.4 21:52.939					
11	1:41.200	37.408	33.186	30.606	237.4	19:53.872	24 Ernesto RIVERA MEX						
12	2:02.123	49.830	39.636	32.657	132.7	21:55.995	Griffin Core by Campos Tatuus F4 T-421						
18 Andrés CÁRDENAS PER							1 1:35.301 37.838 31.015 26.448 1:35.301						
Griffin Core by Campos Tatuus F4 T-421							2 1:34.124 36.765 30.977 26.382 233.3 3:09.425						
1	1:36.468	38.537	31.340	26.591		1:36.468	3	1:33.603 36.367 30.877 26.359 233.3 4:43.028					
2	1:34.992	36.926	31.169	26.897	231.3	3:11.460	4	1:33.807 36.545 30.795 26.467 233.8 6:16.835					
3	1:35.154	36.946	31.443	26.765	232.3	4:46.614	5	1:36.046 36.260 30.816 28.970 234.3 7:52.881					
4	1:35.326	37.103	31.442	26.781	230.3	6:21.940	6	2:12.202 52.297 42.501 37.404 151.5 10:05.083					
5	1:35.971	37.001	31.385	27.585	231.3	7:57.911	7	2:15.680 54.393 41.145 40.142 126.2 12:20.763					
6	2:10.250	50.012	42.458	37.780	159.3	10:08.161	8	1:39.324 36.630 33.609 29.085 229.3 14:00.087					
7	2:13.856	53.985	41.478	38.393	128.1	12:22.017	9	2:01.622 49.297 39.317 33.008 148.6 16:01.709					
19 Matus RYBA SVK							10 2:09.062 49.566 39.232 40.264 161.9 18:10.771						
Drivex Tatuus F4 T-421							11 1:39.142 37.062 31.412 30.668 230.3 19:49.913						
1	1:43.016	43.189	32.713	27.114		1:43.016	12	2:02.093 50.215 38.754 33.124 183.1 21:52.006					
2	1:36.628	37.859	31.645	27.124	231.3	3:19.644	27 Lucas FLUXÁ ESP						
3	1:35.743	37.604	31.437	26.702	230.8	4:55.387	KCL MP Motorsport Tatuus F4 T-421						
4	1:35.477	37.166	31.573	26.738	231.3	6:30.864	1	1:34.307 36.887 31.080 26.340 1:34.307					
21 Yevan DAVID LKA							2 1:33.776 36.440 30.854 26.482 227.4 3:08.083						
Saintéloc Racing Tatuus F4 T-421							3 1:33.599 36.416 30.842 26.341 228.3 4:41.682						
1	1:39.275	40.298	32.095	26.882		1:39.275	4	1:33.659 36.456 30.862 26.341 227.8 6:15.341					
2	1:35.181	37.251	31.472	26.458	235.3	3:14.456	5	1:36.394 36.395 30.921 29.078 229.8 7:51.735					
3	1:34.484	36.969	31.025	26.490	230.3	4:48.940	6	2:11.808 52.181 42.361 37.266 149.4 10:03.543					
4	1:34.199	36.503	30.975	26.721	231.3	6:23.139	7	2:16.408 54.647 40.952 40.809 117.1 12:19.951					
5	1:37.033	37.240	31.188	28.605	232.8	8:00.172	8	1:39.080 36.589 33.205 29.286 226.4 13:59.031					
6	2:10.055	50.043	42.554	37.458	143.0	10:10.227	9	2:01.298 49.232 38.952 33.114 153.4 16:00.329					
7	2:12.630	54.566	41.469	36.595	121.8	12:22.857	10	2:09.916 49.901 39.037 40.978 136.2 18:10.245					
8	1:41.205	37.600	34.607	28.998	234.3	14:04.062	11	1:38.820 36.644 31.176 31.000 227.4 19:49.065					
9	2:01.073	48.897	39.587	32.589	152.1	16:05.135	12	2:01.904 49.907 38.513 33.484 158.6 21:50.969					
10	2:06.982	49.886	39.267	37.829	144.8	18:12.117	28 Douwe DEDECKER BEL						
11	1:40.693	37.645	32.670	30.378	233.8	19:52.810	GRS Team Tatuus F4 T-421						
12	2:02.472	50.112	39.210	33.150	128.3	21:55.282	1	1:44.878 44.723 33.096 27.059 1:44.878					
22 Peter BOUZINELOS AUS							2 1:36.467 37.537 32.103 26.827 236.3 3:21.345						
Rodin Motorsport Tatuus F4 T-421							3 1:35.839 37.419 31.640 26.780 235.3 4:57.184						
1	1:40.304	40.425	32.240	27.639		1:40.304	4	1:34.999 36.835 31.435 26.729 232.3 6:32.183					
2	1:35.706	37.353	31.688	26.665	232.8	3:16.010	5	1:40.124 36.996 33.051 30.077 233.3 8:12.307					
3	1:34.442	36.394	31.454	26.594	234.3	4:50.452	6	2:07.595 46.184 43.489 37.922 184.9 10:19.902					
							7	2:07.380 52.783 41.852 32.745 108.9 12:27.282					



F4Spain ROUND 1 - JARAMA RACE 3

Sector Analysis

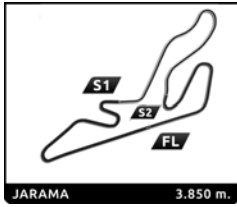
— Invalidated Lap

■ Personal Best

■ Session Best

B Crossing the pit lane

Lap	Time	Sector 1	Sector 2	Sector 3	T.Spd	Elapsed	Lap	Time	Sector 1	Sector 2	Sector 3	T.Spd	Elapsed
8	1:45.587	37.661	38.306	29.620	237.4	14:12.869	5	1:36.454	36.698	31.529	28.227	229.8	7:57.335
9	2:01.047	47.182	41.028	32.837	149.4	16:13.916	6	2:10.425	49.975	42.571	37.879	162.7	10:07.760
10	2:02.377	48.412	39.849	34.116	113.0	18:16.293	7	2:13.897	53.778	41.516	38.603	123.6	12:21.657
11	1:45.710	37.447	35.673	32.590	235.3	20:02.003	8	1:40.980	36.896	34.734	29.350	231.8	14:02.637
12	2:01.953	47.648	41.420	32.885	137.8	22:03.956	9	2:01.115	48.833	39.552	32.730	156.3	16:03.752
29 Daniel NOGALES ESP DXR by Drivex Tatuus F4 T-421							37 Filippo FIORENTINO BRA CRAM Motorsport Tatuus F4 T-421						
1	1:41.437	41.613	32.206	27.618		1:41.437	1	1:41.064	42.114	32.063	26.887		1:41.064
2	1:36.347	37.462	32.304	26.581	234.8	3:17.784	2	1:35.855	37.483	31.756	26.616	235.3	3:16.919
3	1:35.340	37.127	31.166	27.047	233.3	4:53.124	3	1:34.826	37.088	31.274	26.464	233.3	4:51.745
4	1:34.555	36.941	31.024	26.590	240.0	6:27.679	4	1:34.079	36.655	30.949	26.475	235.3	6:25.824
5	1:39.863	36.718	33.335	29.810	235.8	8:07.542	5	1:39.217	36.497	33.724	28.996	235.8	8:05.041
6	2:08.352	47.433	43.533	37.386	173.1	10:15.894	6	2:08.548	47.869	43.203	37.476	139.5	10:13.589
7	2:09.742	53.883	41.706	34.153	128.9	12:25.636	7	2:10.948	54.206	41.231	35.511	129.2	12:24.537
8	1:44.058	36.938	37.456	29.664	236.8	14:09.694	8	1:55.086	43.999	41.555	29.532	233.8	14:19.623
9	2:00.700	47.513	40.645	32.542	159.3	16:10.394	9	2:00.940	46.886	42.669	31.385	141.0	16:20.563
10	2:04.083	48.841	40.131	35.111	122.4	18:14.477	10	1:59.565	47.261	41.435	30.869	152.5	18:20.128
11	1:44.152	37.113	35.291	31.748	236.3	19:58.629	11	1:47.680	36.693	36.922	34.065	234.8	20:07.808
12	2:02.137	48.863	40.664	32.610	142.3	22:00.766	12	2:02.696	47.624	41.298	33.774	160.5	22:10.504
32 Wiktor DOBRZANSKI POL Technicar Tatuus F4 T-421							46 Nathan TYE GBR Campos Racing Tatuus F4 T-421						
1	1:44.590	44.245	33.347	26.998		1:44.590	1	1:38.856	39.869	32.058	26.929		1:38.856
2	1:36.477	37.621	31.978	26.878	232.8	3:21.067	2	1:35.228	37.266	31.303	26.659	235.8	3:14.084
3	1:36.602	37.866	31.901	26.835	232.8	4:57.669	3	1:33.941	36.536	30.882	26.523	235.3	4:48.025
4	1:35.695	37.095	31.487	27.113	233.8	6:33.364	4	1:34.631	36.575	31.221	26.835	235.3	6:22.656
5	1:40.383	37.696	32.246	30.441	231.3	8:13.747	5	1:35.685	36.620	31.357	27.708	234.8	7:58.341
6	2:07.790	46.552	43.725	37.513	173.1	10:21.537	6	2:10.132	50.055	42.496	37.581	151.7	10:08.473
7	2:06.742	52.527	42.505	31.710	105.1	12:28.279	7	2:13.585	54.051	41.564	37.970	126.2	12:22.058
8	1:48.848	38.500	40.140	30.208	233.3	14:17.127	8	1:40.870	37.425	34.471	28.974	235.3	14:02.928
9	2:00.759	46.296	41.919	32.544	168.2	16:17.886	9	2:01.153	49.019	39.503	32.631	143.4	16:04.081
10	2:00.431	47.379	40.915	32.137	170.3	18:18.317	10	2:07.625	49.653	39.392	38.580	153.4	18:11.706
11	1:48.667	37.387	37.086	34.194	235.8	20:06.984	11	1:39.998	37.193	32.299	30.506	228.8	19:51.704
12	2:02.039	47.210	41.572	33.257	172.5	22:09.023	12	2:02.612	50.195	38.722	33.695	145.4	21:54.316
33 Mikkel PEDERSEN DNK Drivex Tatuus F4 T-421							48 James EGOZI ITA Campos Racing Tatuus F4 T-421						
1	1:42.826	43.010	32.151	27.665		1:42.826	1	1:39.161	39.877	32.329	26.955		1:39.161
2	1:36.779	37.193	31.741	27.845	231.3	3:19.605	2	1:35.177	37.163	31.427	26.587	234.8	3:14.338
3	1:35.662	37.216	31.585	26.861	229.8	4:55.267	3	1:34.141	36.725	30.898	26.518	235.3	4:48.479
4	1:35.388	37.153	31.448	26.787	229.3	6:30.655	4	1:34.731	36.633	31.057	27.041	234.3	6:23.210
5	1:39.815	37.152	32.358	30.305	230.8	8:10.470	5	2:06.066 B	37.816	31.663	56.587	231.3	8:29.276
6	2:08.920 B	46.144	43.550	39.226	178.5	10:19.390	50 Tim GERHARDS NLD Monlau Motorsport Tatuus F4 T-421						
7	2:11.178	1:08.856	33.629	28.693	112.4	12:30.568	1	1:54.899	57.145	31.121	26.633		1:54.899
8	1:48.679	37.689	41.010	29.980	228.8	14:19.247	2	1:34.492	36.723	31.142	26.627	230.3	3:29.391
9	2:00.789	46.766	42.377	31.646	137.6	16:20.036	3	1:34.118	36.513	30.953	26.652	231.3	5:03.509
10	1:59.924	47.342	41.361	31.221	160.2	18:19.960	4	1:34.080	36.586	30.934	26.560	232.3	6:37.589
11	1:47.514	36.594	36.621	34.299	235.3	20:07.474	5	1:39.192	36.764	33.381	29.047	232.8	8:16.781
12	2:02.543	47.519	41.153	33.871	155.2	22:10.017	6	2:07.855	45.713	44.931	37.211	162.9	10:24.636
35 Adam HIDEG HUN CRAM Motorsport Tatuus F4 T-421							7	2:05.476	51.714	43.280	30.482	100.9	12:30.112
1	1:37.619	39.133	31.903	26.583		1:37.619	8	1:47.479	37.821	39.828	29.830	237.4	14:17.591
2	1:34.152	36.564	31.248	26.340	231.8	3:11.771							
3	1:34.948	36.820	31.540	26.588	233.3	4:46.719							
4	1:34.162	36.517	31.146	26.499	226.4	6:20.881							



F4Spain ROUND 1 - JARAMA RACE 3

Sector Analysis

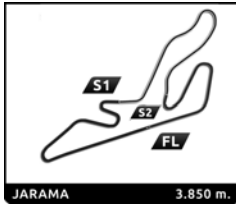
— Invalidated Lap

■ Personal Best

■ Session Best

B Crossing the pit lane

Lap	Time	Sector 1	Sector 2	Sector 3	T.Sp	Elapsed	Lap	Time	Sector 1	Sector 2	Sector 3	T.Sp	Elapsed
9	2:00.710	46.460	42.132	32.118	169.3	16:18.301	6	2:11.944	52.381	42.397	37.166	145.9	10:04.199
10	2:00.173	47.585	40.910	31.678	157.4	18:18.474	7	2:16.126	54.559	41.220	40.347	121.6	12:20.325
11	1:47.919	36.931	36.922	34.066	241.1	20:06.393	8	1:39.079	36.765	33.267	29.047	230.8	13:59.404
12	2:01.908	47.252	41.476	33.180	171.2	22:08.301	9	2:01.667	49.380	39.170	33.117	152.3	16:01.071
55 Preston LAMBERT USA Rodin Motorsport Tatuus F4 T-421							74 Rehan HAKIM DEU Monlau Motorsport Tatuus F4 T-421						
1	1:41.771	42.280	32.173	27.318		1:41.771	1	1:45.377	44.654	33.644	27.079		1:45.377
2	1:35.931	37.107	31.877	26.947	231.8	3:17.702	2	1:36.512	37.396	32.020	27.096	235.3	3:21.889
3	1:34.756	36.845	31.249	26.662	233.8	4:52.458	3	1:36.353	37.623	31.811	26.919	234.3	4:58.242
4	1:34.170	36.584	31.012	26.574	234.3	6:26.628	4	1:35.628	37.529	31.394	26.705	234.8	6:33.870
5	1:39.488	36.480	33.565	29.443	235.3	8:06.116	5	1:41.163	37.540	32.943	30.680	235.3	8:15.033
6	2:08.312	47.416	43.413	37.483	166.2	10:14.428	6	2:08.462	46.351	44.427	37.684	184.0	10:23.495
7	2:10.430	54.023	41.449	34.958	124.4	12:24.858	7	2:05.673	51.827	42.900	30.946	109.3	12:29.168
8	1:51.495	42.340	39.313	29.842	236.8	14:16.353	8	1:46.250	37.290	38.705	30.255	235.3	14:15.418
9	2:00.909	46.542	41.671	32.696	168.5	16:17.262	9	2:01.175	46.671	41.751	32.753	162.2	16:16.593
10	2:00.710	47.499	40.487	32.724	160.7	18:17.972	10	2:01.011	47.567	40.372	33.072	165.1	18:17.604
11	1:47.942	36.949	36.948	34.045	235.8	20:05.914	11	1:47.448	37.128	36.406	33.914	234.3	20:05.052
12	2:01.783	47.184	41.119	33.480	169.8	22:07.697	12	2:01.971	47.326	41.066	33.579	172.0	22:07.023
66 Francisco MACEDO PRT DXR by Drivex Tatuus F4 T-421							77 Lenny RIED DEU Monlau Motorsport Tatuus F4 T-421						
1	1:40.421	40.888	32.555	26.978		1:40.421	1	1:41.908	41.886	32.881	27.141		1:41.908
2	1:36.206	37.507	31.724	26.975	228.3	3:16.627	2	1:36.434	37.347	32.171	26.916	234.8	3:18.342
3	1:34.461	36.848	31.091	26.522	234.3	4:51.088	3	1:34.627	36.843	31.164	26.620	234.8	4:52.969
4	1:34.087	36.516	30.949	26.622	234.3	6:25.175	4	1:34.328	36.715	31.017	26.596	236.3	6:27.297
5	1:39.328	37.036	33.508	28.784	235.3	8:04.503	5	1:39.340	36.611	33.158	29.571	235.3	8:06.637
6	2:08.570	47.866	43.027	37.677	144.4	10:13.073	6	2:08.466	47.708	43.307	37.451	177.3	10:15.103
7	2:11.084	54.281	41.169	35.634	134.0	12:24.157	7	2:10.229	54.030	41.580	34.619	139.0	12:25.332
8	1:43.925	37.289	37.317	29.319	237.9	14:08.082	8	1:43.805	36.913	37.053	29.839	235.8	14:09.137
9	2:00.561	47.705	40.189	32.667	147.5	16:08.643	9	2:00.406	47.383	40.414	32.609	154.5	16:09.543
10	2:05.075	49.335	40.135	35.605	160.0	18:13.718	10	2:04.549	49.177	40.046	35.326	142.3	18:14.092
11	1:43.368	37.272	34.524	31.572	234.8	19:57.086	11	1:43.783	37.170	34.988	31.625	237.9	19:57.875
12	2:01.719	48.947	40.393	32.379	141.5	21:58.805	12	2:01.916	48.761	40.698	32.457	139.2	21:59.791
69 Maximiliano RESTREPO COL Saintéloc Racing Tatuus F4 T-421							78 Gabriel GÓMEZ ITA TC Racing Tatuus F4 T-421						
1	1:44.117	43.905	33.161	27.051		1:44.117	1	1:43.315	43.044	33.189	27.082		1:43.315
2	1:36.164	37.823	31.743	26.598	224.5	3:20.281	2	1:35.825	37.280	31.400	27.145	234.8	3:19.140
3	1:36.065	37.733	31.570	26.762	236.3	4:56.346	3	1:34.658	36.747	31.184	26.727	235.3	4:53.798
4	1:35.218	37.009	31.421	26.788	236.3	6:31.564	4	1:34.937	37.272	31.010	26.655	235.3	6:28.735
5	1:39.880	37.159	32.674	30.047	230.8	8:11.444	5	1:39.654	36.547	33.232	29.875	232.8	8:08.389
6	2:07.509	46.299	43.454	37.756	165.6	10:18.953	6	2:09.138	47.509	43.734	37.895	168.5	10:17.527
7	2:07.932	53.050	41.814	33.068	115.8	12:26.885	7	2:08.715	53.307	41.668	33.740	121.8	12:26.242
8	1:44.200	37.216	37.594	29.390	236.3	14:11.085	8	1:45.779	38.191	38.028	29.560	234.8	14:12.021
9	2:01.184	47.840	40.791	32.553	152.3	16:12.269	9	2:01.048	47.435	40.949	32.664	155.4	16:13.069
10	2:03.427	48.692	39.899	34.836	99.5	18:15.696	10	2:02.927	48.712	39.746	34.469	105.6	18:15.996
11	1:44.622	36.917	35.757	31.948	235.8	20:00.318	11	1:45.077	37.102	35.806	32.169	235.8	20:01.073
12	2:02.012	48.214	41.054	32.744	137.6	22:02.330	12	2:02.028	48.080	41.349	32.599	142.5	22:03.101
71 Mattia COLNAGHI ITA KCL MP Motorsport Tatuus F4 T-421							88 Cristian CANTÚ MEX TC Racing Tatuus F4 T-421						
1	1:35.020	37.480	31.017	26.523		1:35.020	1	1:45.873	48.119	31.032	26.722		1:45.873
2	1:33.852	36.585	30.880	26.387	230.8	3:08.872	2	1:36.125	37.099	32.077	26.949	234.8	3:21.998
3	1:33.734	36.534	30.834	26.366	231.3	4:42.606							
4	1:33.638	36.444	30.844	26.350	230.8	6:16.244							
5	1:36.011	36.461	30.818	28.732	231.8	7:52.255							



F4Spain ROUND 1 - JARAMA RACE 3

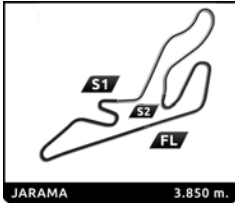
Sector Analysis

— Invalidated Lap ■ Personal Best ■ Session Best B Crossing the pit lane

Lap	Time	Sector 1	Sector 2	Sector 3	T.Sp	Elapsed	Lap	Time	Sector 1	Sector 2	Sector 3	T.Sp	Elapsed
3	1:35.772	37.317	31.727	26.728	234.8	4:57.770							
4	1:35.792	37.356	31.355	27.081	225.9	6:33.562							
5	1:39.396	36.877	32.119	30.400	234.8	8:12.958							
6	2:07.856	46.723	43.369	37.764	178.2	10:20.814							
7	2:06.912	52.715	41.977	32.220	103.3	12:27.726							
8	1:45.982	37.473	38.499	30.010	233.3	14:13.708							
9	2:00.896	47.148	41.130	32.618	157.7	16:14.604							
10	2:01.878	48.413	39.914	33.551	134.2	18:16.482							
11	1:46.257	37.500	35.836	32.921	236.8	20:02.739							
12	2:02.393	47.804	41.392	33.197	133.5	22:05.132							

93 Matteo QUINTARELLI		ARE											
Saintéloc Racing		Tatuus F4 T-421											
1	1:36.939	39.074	31.273	26.592		1:36.939							
2	1:34.242	36.739	31.093	26.410	234.8	3:11.181							
3	1:33.318	36.212	30.883	26.223	231.3	4:44.499							
4	1:33.384	36.201	30.818	26.365	231.8	6:17.883							
5	1:36.725	36.281	30.984	29.460	234.3	7:54.608							
6	2:12.405	51.934	42.674	37.797	151.3	10:07.013							
7	2:14.385	53.901	41.533	38.951	134.2	12:21.398							
8	1:40.625	36.791	34.563	29.271	233.3	14:02.023							
9	2:01.226	48.804	39.547	32.875	147.7	16:03.249							
10	2:08.045	49.409	39.271	39.365	154.1	18:11.294							
11	1:40.136	37.152	32.260	30.724	236.8	19:51.430							
12	2:02.641	50.110	38.601	33.930	153.4	21:54.071							

99 Thomas STRAUVEN		BEL											
Rodin Motorsport		Tatuus F4 T-421											
1	1:38.075	39.435	31.967	26.673		1:38.075							
2	1:34.221	36.694	30.990	26.537	233.8	3:12.296							
3	1:34.785	36.617	31.552	26.616	235.3	4:47.081							
4	1:35.480	36.903	31.494	27.083	235.3	6:22.561							
5	1:37.106	37.505	31.111	28.490	232.3	7:59.667							
6	2:10.179	49.944	42.757	37.478	136.5	10:09.846							
7	2:12.558	54.333	41.755	36.470	124.4	12:22.404							
8	1:42.364	38.219	35.281	28.864	226.4	14:04.768							
9	2:00.858	48.963	39.636	32.259	132.0	16:05.626							
10	2:06.714	49.874	39.806	37.034	136.2	18:12.340							
11	1:42.089	37.832	33.516	30.741	229.8	19:54.429							
12	2:02.037	49.699	40.130	32.208	138.5	21:56.466							

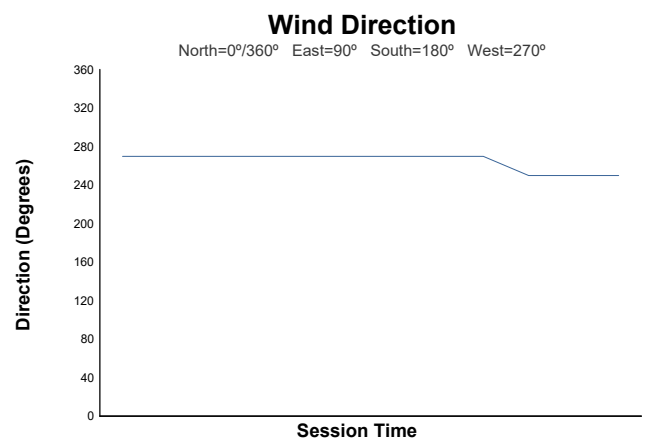
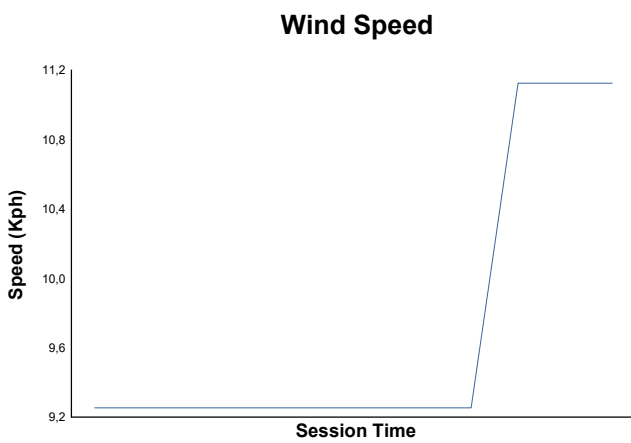
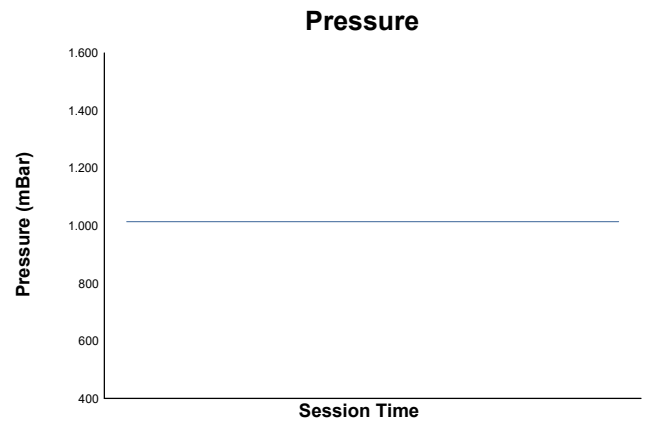
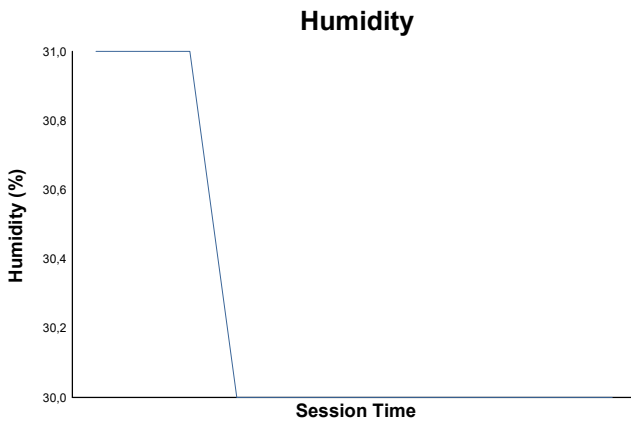
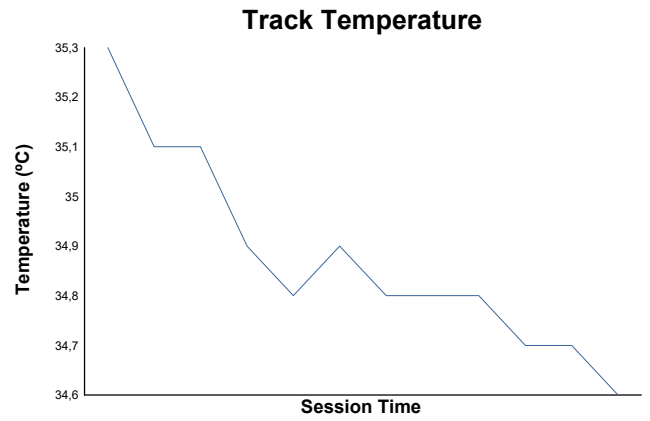
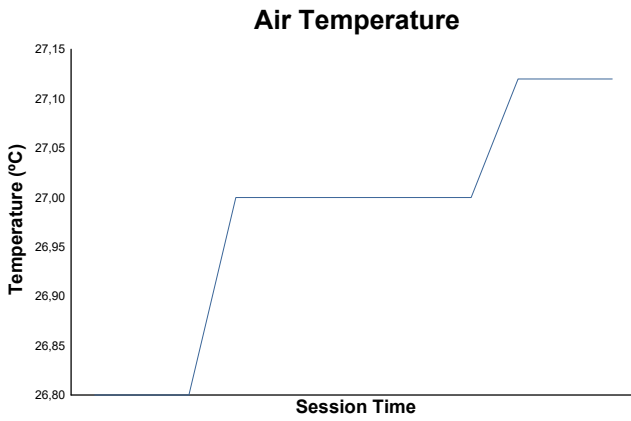


ROUND 1 - JARAMA

F4Spain

RACE 3

Weather Report



Track Status: **DRY**