



Real Federación Española  
de Automovilismo



## GR Cup Spain

Circuito de Madrid Jarama-RACE

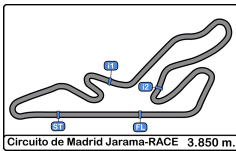
10, 11 y 12 de mayo de 2024

*Results booklet*



Provided by Cronococa S.L.

[www.cronococa.com](http://www.cronococa.com)



Circuito de Madrid Jarama - RACE  
 GR Cup Spain  
 Entrenamientos Colectivos  
 Resultados Provisionales



Clas	B.	Piloto	Cat	Clas	Equipo	Vehiculo	Vtas.	Mejor	Tiempo	81Z%	Interval	Km/h
1	19	Adrian Benito Ferrer			VSR MOTORSPORT	Toyota GR86	17	6	1:50.668			125.2
2	23	Antonio Albacete Polo			ME-PRE	Toyota GR86	20	14	1:51.287	0.619	0.619	124.5
3	33	Felix Aparicio			EFICAR TEAM	Toyota GR86	20	12	1:51.791	1.123	0.504	123.9
4	14	Ignacio Rodriguez			AVIASTEC_RACING	Toyota GR86	5	4	1:51.896	1.228	0.105	123.8
5	12	S. A. Ocasio			RX PRORACING	Toyota GR86	21	14	1:51.984	1.316	0.088	123.7
6	30	Marcos de Diego			EFICAR TEAM	Toyota GR86	15	12	1:52.163	1.495	0.179	123.5
7	70	Santiago Castilla			EFICAR TEAM	Toyota GR86	15	15	1:52.339	1.671	0.176	123.3
8	86	F. A. Ocasio			RX PRORACING	Toyota GR86	16	10	1:52.577	1.909	0.238	123.1
9	9	Marta Suria Soler			MOTORISMO RACING TEAM	Toyota GR86	13	9	1:52.802	2.134	0.225	122.8
10	34	Adrian Alcantara de la Cruz			RX PRORACING	Toyota GR86	26	22	1:53.035	2.367	0.233	122.6
11	4	Jose Antonio Chico Cadiz			VSR MOTORSPORT	Toyota GR86	23	19	1:53.526	2.858	0.491	122.0
12	80	S. A. Ocasio			ME-PRE	Toyota GR86	21	16	1:55.329	4.661	1.803	120.1
13	13	Vicente Gabriel Valles			VSR MOTORSPORT	Toyota GR86	20	15	1:56.421	5.753	1.092	119.0

Publicado a las:.....

Temp Pista: 8.57 Temp Aire: 8.57 Humedad: 25 % Estado Pista: SECA

Director Carrera:

Cronometrador:





Circuito de Madrid Jarama - RACE

GR Cup Spain

Entrenamientos Colectivos

F Ygi `hUXcg`Dfc j ]g]cbUYg`dcf 7 UN[ cf]J



Clas	B.	Piloto	Cat	Clas	Equipo	Vehiculo	Vtas.	Mejor	Tiempo	8 IZ%	Interval	Km/h
1	19	Adrian Benito Ferrer			VSR MOTORSPORT	Toyota GR86	17	6	1:50.668			125.2
2	23	Antonio Albacete Polo			ME-PRE	Toyota GR86	20	14	1:51.287	0.619	0.619	124.5
3	33	Felix Aparicio			EFICAR TEAM	Toyota GR86	20	12	1:51.791	1.123	0.504	123.9
4	14	Ignacio Rodriguez			AVIASTEC_RACING	Toyota GR86	5	4	1:51.896	1.228	0.105	123.8
5	12	S. A. Ocaña			RX PRORACING	Toyota GR86	21	14	1:51.984	1.316	0.088	123.7
6	30	Marcos de Diego			EFICAR TEAM	Toyota GR86	15	12	1:52.163	1.495	0.179	123.5
7	70	Santiago Castilla			EFICAR TEAM	Toyota GR86	15	15	1:52.339	1.671	0.176	123.3
8	86	Q. A. Ocaña			RX PRORACING	Toyota GR86	16	10	1:52.577	1.909	0.238	123.1
9	9	Marta Suria Soler			MOTORISMO RACING	Toyota GR86	13	9	1:52.802	2.134	0.225	122.8
10	34	Adrian Alcantara de la Cruz			RX PRORACING	Toyota GR86	26	22	1:53.035	2.367	0.233	122.6
11	4	Jose Antonio Chico Cadiz			VSR MOTORSPORT	Toyota GR86	23	19	1:53.526	2.858	0.491	122.0
12	80	S. A. Ocaña			ME-PRE	Toyota GR86	21	16	1:55.329	4.661	1.803	120.1
13	13	Vicente Gabriel Valles			VSR MOTORSPORT	Toyota GR86	20	15	1:56.421	5.753	1.092	119.0

Publicado a las:.....

Temp Pista: 8. " ' 57

Temp Aire: 8+ "- ' 57

Humedad: 25 %

Estado Pista: SECA

Director Carrera:

Cronometrador:





**Circuito de Madrid Jarama - RACI**  
**GR Cup Spain**  
**Entrenamientos Colectivos**  
**Tiempos Por Vuelta**



**4**

Jose Antonio Chico Cadiz

Toyota GR86

**12**

Š a Åæ[[ • Å. Å. Å.

Toyota GR86

VSR MOTORSPORT

RX PRORACING

Vta	D	Tiempo	Sector 1	Sector 2	Sector 3	T. Spd	Elapsed	Vta	D	Tiempo	Sector 1	Sector 2	Sector 3	T. Spd	Elapsed
1		19:03:30.615	19:02:14.666	41.491	34.458	89.7	19:03:30.615	1		19:03:00.777	19:01:45.935	41.174	33.668	96.6	19:03:00.777
2		1:58.961	47.605	38.965	32.391	168.2	19:05:29.576	2		1:57.462	44.619	39.383	33.460	198.5	19:04:58.239
3		1:55.157	44.330	38.774	32.053	196.3	19:07:24.733	3		2:02.759 P	44.028	39.188	39.543	198.8	19:07:00.998
4		2:11.652 P	44.351	41.839	45.462	194.9	19:09:36.385	4		4:02.052 P	2:43.208	39.627	39.217	99.6	19:11:03.050
5		4:49.527	3:35.683	40.414	33.430	89.4	19:14:25.912	5		2:26.740 P	1:11.355	38.229	37.156	87.8	19:13:29.790
6		1:56.535	44.639	39.652	32.244	192.8	19:16:22.447	6		2:28.479 P	1:13.369	37.896	37.214	85.5	19:15:58.269
7		1:55.489	44.554	38.696	32.239	197.4	19:18:17.936	7		4:39.259	3:25.597	41.045	32.617	96.5	19:20:37.528
8		1:54.458	44.142	38.284	32.032	197.8	19:20:12.394	8		1:53.749	43.691	37.682	32.376	198.8	19:22:31.277
9		2:06.110	45.340	47.211	33.559	197.8	19:22:18.504	9		1:57.035 P	43.046	37.518	36.471	199.2	19:24:28.312
10		1:54.617	44.311	38.334	31.972	197.0	19:24:13.121	10		3:41.141	2:31.307	37.776	32.058	96.9	19:28:09.453
11		1:55.035	43.984	38.830	32.221	197.8	19:26:08.156	11		1:52.698	43.271	37.770	31.657	203.7	19:30:02.151
12		1:54.720	43.931	38.589	32.200	197.4	19:28:02.876	12		1:52.641	42.939	37.461	32.241	203.0	19:31:54.792
13		2:09.600	58.669	38.829	32.102	196.7	19:30:12.476	13		1:52.160	43.068	37.471	31.621	201.8	19:33:46.952
14		1:55.191	44.352	38.475	32.364	187.1	19:32:07.667	14		1:51.984	42.817	37.455	31.712	199.6	19:35:38.936
15		1:54.517	44.181	38.364	31.972	193.8	19:34:02.184	15		1:52.194	42.925	37.321	31.948	200.0	19:37:31.130
16		2:09.575 P	44.419	40.104	45.052	196.3	19:36:11.759	16		2:05.378 P	43.122	42.729	39.527	200.3	19:39:36.508
17		6:47.249	5:36.007	38.764	32.478	82.9	19:42:59.008	17		9:33.283	8:18.067	43.249	31.967	97.1	19:49:09.791
18		1:53.836	43.771	38.267	31.798	197.0	19:44:52.844	18		1:52.478	42.860	37.789	31.829	202.2	19:51:02.269
19		1:53.526	43.678	38.106	31.742	198.1	19:46:46.370	19		1:52.168	43.029	37.582	31.557	201.8	19:52:54.437
20		1:55.815	43.732	38.480	33.603	198.8	19:48:42.185	20		1:52.487	43.132	37.586	31.769	199.6	19:54:46.924
21		2:08.452 P	44.634	38.724	45.094	190.1	19:50:50.637	21		1:52.099	43.119	37.354	31.626	202.6	19:56:39.023
22		3:49.267	2:38.309	38.640	32.318	95.9	19:54:39.904	22			43.976	42.522			202.6
23		1:54.458	43.766	38.037	32.655	197.0	19:56:34.362								
24		44.862	45.808		197.4										

**13**

Vicente Gabriel Valles

Toyota GR86

VSR MOTORSPORT

**9**

Marta Suria Soler

Toyota GR86

MOTORISMO RACING TEAM

Vta	D	Tiempo	Sector 1	Sector 2	Sector 3	T. Spd	Elapsed	Vta	D	Tiempo	Sector 1	Sector 2	Sector 3	T. Spd	Elapsed
1		19:21:23.085	19:20:11.066	39.220	32.799	85.3	19:21:23.085	1		19:10:41.054	19:09:13.844	47.670	39.540	58.8	19:10:41.054
2		1:54.529	44.006	38.378	32.145	194.2	19:23:17.614	2		2:18.618	57.446	43.323	37.849	119.8	19:12:59.672
3		1:54.345	43.945	38.379	32.021	198.5	19:25:11.959	3		2:23.991 P	50.082	44.145	49.764	150.0	19:15:23.663
4		1:53.582	43.806	37.930	31.846	198.5	19:27:05.541	4		4:19.912	3:03.897	41.686	34.329	58.7	19:19:43.575
5		1:53.610	43.657	37.996	31.957	198.8	19:28:59.151	5		2:02.017	46.117	41.383	34.517	179.4	19:21:45.592
6		9:43.357	8:28.217	42.694	32.446	61.9	19:38:42.508	6		2:11.811	50.822	45.762	35.227	160.2	19:23:57.403
7		1:53.364	43.576	37.941	31.847	198.5	19:40:35.872	7		2:06.057	51.083	40.567	34.407	137.5	19:26:03.460
8		1:53.513	43.523	38.148	31.842	198.8	19:42:29.385	8		2:02.078	45.779	42.635	33.664	185.8	19:28:05.538
9		1:52.802	43.410	37.754	31.638	200.0	19:44:22.187	9		2:01.365	47.665	39.929	33.771	186.8	19:30:06.903
10		1:53.342	43.315	38.004	32.023	199.6	19:46:15.529	10		2:02.937	46.530	40.498	35.909	174.1	19:32:09.840
11		5:13.137	3:57.768	42.735	32.634	83.4	19:51:28.666	11		1:59.959	46.577	39.840	33.542	156.0	19:34:09.799
12		1:53.397	43.622	38.097	31.678	199.2	19:53:22.063	12		1:58.901	45.891	39.833	33.177	187.5	19:36:08.700
13		1:53.183	43.282	38.025	31.876	201.1	19:55:15.246	13		1:57.545	44.966	39.457	33.122	189.8	19:38:06.245
14			44.052	47.762		200.0		14		1:56.680	44.700	38.919	33.061	191.8	19:40:02.925
								15		1:56.421	44.717	38.808	32.896	191.1	19:41:59.346
								16		2:05.065	44.754	41.032	39.279	193.2	19:44:04.411
								17		2:04.614	45.548	38.846	40.220	178.8	19:46:09.025
								18		2:12.125	52.712	44.635	34.778	137.9	19:48:21.150
								19		2:08.294	51.171	41.990	35.133	141.9	19:50:29.444
								20		2:14.781	51.004	46.330	37.447	150.2	19:52:44.225
								21			54.992	53.013		133.1	





**Circuito de Madrid Jarama - RACI**  
**GR Cup Spain**  
**Entrenamientos Colectivos**  
**Tiempos Por Vuelta**



14

Ignacio Rodriguez

Toyota GR86

30

Marcos de Diego

Toyota GR86

AVIASTEC\_RACING

EFICAR TEAM

Vta	D	Tiempo	Sector 1	Sector 2	Sector 3	T. Spd	Elapsed	Vta	D	Tiempo	Sector 1	Sector 2	Sector 3	T. Spd	Elapsed
1		19:26:14.249	19:25:04.132	38.286	31.831	82.1	19:26:14.249	1		19:06:25.959	19:05:05.854	44.358	35.747	82.5	19:06:25.959
2		1:53.865	44.532	37.784	31.549	201.8	19:28:08.114	2		2:00.582	46.983	40.806	32.793	162.8	19:08:26.541
3		1:52.937	43.919	37.567	31.451	204.1	19:30:01.051	3		2:15.562 P	44.496	45.023	46.043	198.1	19:10:42.103
4		1:51.896	43.029	37.318	31.549	203.0	19:31:52.947	4		8:56.256 P	6:20.820	1:31.409	1:04.027	54.6	19:19:38.359
5		2:30.528 P	49.007	54.224	47.297	183.0	19:34:23.475	5		15:25.996	14:14.160	39.410	32.426	89.5	19:35:04.355

19

Adrian Benito Ferrer

Toyota GR86

VSR MOTORSPORT

Vta	D	Tiempo	Sector 1	Sector 2	Sector 3	T. Spd	Elapsed	Vta	D	Tiempo	Sector 1	Sector 2	Sector 3	T. Spd	Elapsed
1		19:04:24.394	19:03:08.773	42.797	32.824	82.4	19:04:24.394	6		1:53.216	43.522	38.071	31.623	196.7	19:36:57.571
2		1:54.292	43.644	38.710	31.938	199.2	19:06:18.686	7		1:52.257	43.082	37.580	31.595	199.2	19:38:49.828
3		1:51.925	43.230	37.220	31.475	200.7	19:08:10.611	8		1:52.189	43.023	37.704	31.462	201.1	19:40:42.017
4		1:51.581	42.815	37.270	31.496	202.2	19:10:02.192	9		2:02.372 P	42.774	37.717	41.881	202.6	19:42:44.389
5		1:51.290	42.834	37.159	31.297	201.1	19:11:53.482	10		4:29.098	3:19.750	37.832	31.516	90.7	19:47:13.487
6		1:50.668	42.480	36.939	31.249	202.2	19:13:44.150	11		1:52.268	43.107	37.791	31.370	201.1	19:49:05.755
7		1:51.145	42.592	37.230	31.323	203.0	19:15:35.295	12		1:52.163	43.142	37.560	31.461	201.4	19:50:57.918
8		2:08.097 P	42.624	42.932	42.541	202.2	19:17:43.392	13		2:08.170	43.047	52.747	32.376	202.2	19:53:06.088
9		10:10.072 P	8:45.942	41.640	42.490	77.3	19:27:53.464	14		1:53.255	43.103	38.291	31.861	203.7	19:54:59.343
10		4:39.473 P	3:16.568	40.169	42.736	76.8	19:32:32.937	15		2:03.191 P	42.976	37.648	42.567	204.1	19:57:02.534

33

Felix Aparicio

Toyota GR86

EFICAR TEAM

Vta	D	Tiempo	Sector 1	Sector 2	Sector 3	T. Spd	Elapsed	Vta	D	Tiempo	Sector 1	Sector 2	Sector 3	T. Spd	Elapsed
1		19:06:37.473	19:05:01.845	54.654	40.974	73.9	19:06:37.473	1		19:06:37.473	19:05:01.845	54.654	40.974	73.9	19:06:37.473
2		2:10.711	51.498	44.815	34.398	128.4	19:08:48.184	2		2:10.711	51.498	44.815	34.398	128.4	19:08:48.184
3		2:06.816	47.591	40.933	38.292	155.8	19:10:55.000	3		2:06.816	47.591	40.933	38.292	155.8	19:10:55.000
4		2:10.814	51.806	44.505	34.503	133.3	19:13:05.814	4		2:10.814	51.806	44.505	34.503	133.3	19:13:05.814
5		1:57.100	44.670	38.987	33.443	190.1	19:15:02.914	5		1:57.100	44.670	38.987	33.443	190.1	19:15:02.914
6		1:54.624	44.054	38.306	32.264	191.4	19:16:57.538	6		1:54.624	44.054	38.306	32.264	191.4	19:16:57.538
7		1:54.046	43.951	38.104	31.991	194.9	19:18:51.584	7		1:54.046	43.951	38.104	31.991	194.9	19:18:51.584
8		2:03.832 P	43.648	38.236	41.948	194.9	19:20:55.416	8		2:03.832 P	43.648	38.236	41.948	194.9	19:20:55.416
9		7:23.727	6:07.272	42.952	33.503	90.0	19:28:19.143	9		7:23.727	6:07.272	42.952	33.503	90.0	19:28:19.143
10		1:58.771	45.392	38.808	34.571	188.8	19:30:17.914	10		1:58.771	45.392	38.808	34.571	188.8	19:30:17.914
11		1:53.167	43.506	37.884	31.777	192.8	19:32:11.081	11		1:53.167	43.506	37.884	31.777	192.8	19:32:11.081
12		1:51.791	42.898	37.364	31.529	197.0	19:34:02.872	12		1:51.791	42.898	37.364	31.529	197.0	19:34:02.872
13		1:52.067	42.712	37.615	31.740	198.1	19:35:54.939	13		1:52.067	42.712	37.615	31.740	198.1	19:35:54.939
14		1:52.346	42.910	37.530	31.906	193.8	19:37:47.285	14		1:52.346	42.910	37.530	31.906	193.8	19:37:47.285
15		2:06.205 P	43.108	38.800	44.297	195.2	19:39:53.490	15		2:06.205 P	43.108	38.800	44.297	195.2	19:39:53.490
16		8:37.048	7:26.524	38.308	32.216	84.5	19:48:30.538	16		8:37.048	7:26.524	38.308	32.216	84.5	19:48:30.538
17		1:52.473	43.234	37.468	31.771	195.2	19:50:23.011	17		1:52.473	43.234	37.468	31.771	195.2	19:50:23.011
18		1:52.632	42.860	38.019	31.753	195.6	19:52:15.643	18		1:52.632	42.860	38.019	31.753	195.6	19:52:15.643
19		1:52.261	43.117	37.627	31.517	196.3	19:54:07.904	19		1:52.261	43.117	37.627	31.517	196.3	19:54:07.904
20		2:02.824 P	43.245	37.437	42.142	196.3	19:56:10.728	20		2:02.824 P	43.245	37.437	42.142	196.3	19:56:10.728

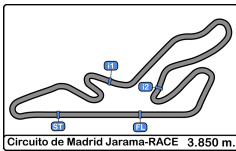
23

Antonio Albacete Polo

Toyota GR86

ME-PRE

Vta	D	Tiempo	Sector 1	Sector 2	Sector 3	T. Spd	Elapsed	Vta	D	Tiempo	Sector 1	Sector 2	Sector 3	T. Spd	Elapsed
1		19:03:10.030	19:01:57.054	40.405	32.571	80.3	19:03:10.030	1		19:03:10.030	19:01:57.054	40.405	32.571	80.3	19:03:10.030
2		1:53.402	43.953	37.826	31.623	192.8	19:05:03.432	2		1:53.402	43.953	37.826	31.623	192.8	19:05:03.432
3		1:52.575	43.107	37.552	31.916	201.1	19:06:56.007	3		1:52.575	43.107	37.552	31.916	201.1	19:06:56.007
4		2:14.674 P	42.835	45.290	46.549	201.1	19:09:10.681	4		2:14.674 P	42.835	45.290	46.549	201.1	19:09:10.681
5		5:23.552	4:09.629	41.879	32.044	90.9	19:14:34.233	5		5:23.552	4:09.629	41.879	32.044	90.9	19:14:34.233
6		1:52.143	43.081	37.667	31.395	201.1	19:16:26.376	6		1:52.143	43.081	37.667	31.395	201.1	19:16:26.376
7		2:02.357	42.947	43.876	35.534	200.7	19:18:28.733	7		2:02.357	42.947	43.876	35.534	200.7	19:18:28.733
8		2:06.654 P	43.036	37.537	46.081	202.2	19:20:35.387	8		2:06.654 P	43.036	37.537	46.081	202.2	19:20:35.387
9		5:46.619	4:37.125	37.814	31.680	92.3	19:26:22.006	9		5:46.619	4:37.125	37.814	31.680	92.3	19:26:22.006
10		1:52.261	42.885	37.568	31.808	201.1	19:28:14.267	10		1:52.261	42.885	37.568	31.808	201.1	19:28:14.267
11		1:52.572	42.934	37.725	31.913	202.6	19:30:06.839	11		1:52.572	42.934	37.725	31.913	202.6	19:30:06.839
12		2:23.379 P	57.503	43.711	42.165	135.0	19:32:30.218	12		2:23.379 P	57.503	43.711	42.165	135.0	19:32:30.218
13		7:19.022	6:09.587	38.042	31.393	92.3	19:39:49.240	13		7:19.022	6:09.587	38.042	31.393	92.3	19:39:49.240
14		1:51.287	42.817	37.323	31.147	201.4	19:41:40.527	14		1:51.287	42.817	37.323	31.147	201.4	19:41:40.527
15		1:51.442	42.776	37.462	31.204	202.2	19:43:31.969	15		1:51.442	42.776	37.462	31.204	202.2	19:43:31.969
16		1:51.538	42.727	37.531	31.280	201.4	19:45:23.507	16		1:51.538	42.727	37.531	31.280	201.4	19:45:23.507
17		1:51.942	42.952	37.595	31.395	201.8	19:47:15.449	17		1:51.942	42.952	37.595	31.395	201.8	19:47:15.449
18		1:51.859	42.858	37.501	31.500	203.3	19:49:07.308	18		1:51.859	42.858	37.501	31.500	203.3	19:49:07.308
19		2:28.659 P	52.208	50.732	45.719	165.1	19:51:35.967	19		2:28.659 P	52.208	50.732	45.719	165.1	19:51:35.967
20		5:09.982	4:00.155	37.963	31.864	94.4	19:56:45.949	20		5:09.982	4:00.155	37.963	31.864	94.4	19:56:45.949
21			43.219				202.6	21							



Circuito de Madrid Jarama - RACI  
GR Cup Spain  
Entrenamientos Colectivos  
Tiempos Por Vuelta



34

Adrian Alcantara de la Cruz

Toyota GR86 80

3 • 86 Á 03 27 •

Toyota GR86

RX PRORACING

ME-PRE

Vta	D	Tiempo	Sector 1	Sector 2	Sector 3	T. Spd	Elapsed	Vta	D	Tiempo	Sector 1	Sector 2	Sector 3	T. Spd	Elapsed
1		19:03:19.795	19:02:04.644	42.459	32.692	93.9	19:03:19.795	1		19:03:16.750	19:02:00.349	41.581	34.820	101.6	19:03:16.750
2		1:55.909	43.847	39.141	32.921	193.8	19:05:15.704	2		2:00.431	45.667	39.810	34.954	186.8	19:05:17.181
3		2:05.071 P	43.885	38.745	42.441	192.8	19:07:20.775	3		2:11.237 P	45.940	39.832	45.465	187.5	19:07:28.418
4		3:19.549	2:09.010	38.622	31.917	87.3	19:10:40.324	4		5:16.856	4:00.478	41.803	34.575	91.1	19:12:45.274
5		1:53.777	43.362	38.382	32.033	196.0	19:12:34.101	5		2:02.101	47.178	40.387	34.536	183.9	19:14:47.375
6		1:53.612	43.719	38.090	31.803	178.5	19:14:27.713	6		1:59.229	45.892	39.397	33.940	184.3	19:16:46.604
7		1:53.494	43.488	38.210	31.796	200.7	19:16:21.207	7		1:59.132	45.352	40.084	33.696	191.4	19:18:45.736
8		1:59.433	48.714	38.853	31.866	185.2	19:18:20.640	8		1:57.630	45.229	39.350	33.051	192.5	19:20:43.366
9		1:53.844	43.290	38.533	32.021	199.2	19:20:14.484	9		1:57.065	44.429	39.040	33.596	194.2	19:22:40.431
10		1:54.166	43.477	38.503	32.186	198.5	19:22:08.650	10		1:56.616	44.821	38.609	33.186	193.2	19:24:37.047
11		1:54.301	43.447	38.869	31.985	197.8	19:24:02.951	11		1:59.514	45.375	40.040	34.099	196.3	19:26:36.561
12		1:53.655	43.532	38.231	31.892	190.1	19:25:56.606	12		1:56.001	44.551	38.757	32.693	197.0	19:28:32.562
13		2:05.367 P	43.436	38.583	43.348	198.1	19:28:01.973	13		2:12.086 P	47.698	42.963	41.425	187.8	19:30:44.648
14		3:37.810	2:27.352	38.446	32.012	79.8	19:31:39.783	14		7:38.507	6:24.693	40.300	33.514	61.6	19:38:23.155
15		1:53.730	43.474	38.132	32.124	198.5	19:33:33.513	15		1:56.669	44.884	38.756	33.029	188.1	19:40:19.824
16		1:53.581	43.370	38.260	31.951	198.1	19:35:27.094	16		1:55.329	44.172	38.539	32.618	198.8	19:42:15.153
17		1:53.911	43.592	38.033	32.286	198.5	19:37:21.005	17		1:56.914	44.574	39.081	33.259	199.6	19:44:12.067
18		1:59.232	45.120	42.027	32.085	199.2	19:39:20.237	18		2:03.619 P	44.685	39.407	39.527	196.7	19:46:15.686
19		1:53.811	43.311	38.324	32.176	200.0	19:41:14.048	19		5:42.643	4:18.138	50.145	34.360	87.5	19:51:58.329
20		2:03.419 P	43.477	38.183	41.759	194.9	19:43:17.467	20		2:14.445	45.694	48.887	39.864	195.2	19:54:12.774
21		4:13.876	3:03.673	38.101	32.102	88.5	19:47:31.343	21		2:03.684	45.889	41.751	36.044	188.8	19:56:16.458
22		1:53.035	43.357	37.856	31.822	198.5	19:49:24.378	22			47.697	46.330		147.7	
23		1:53.165	43.067	38.127	31.971	198.5	19:51:17.543								
24		1:53.490	43.261	38.310	31.919	201.1	19:53:11.033								
25		1:54.378	43.547	38.564	32.267	203.0	19:55:05.411								
26		1:53.592	43.175	37.882	32.535	199.6	19:56:59.003								
27			50.372			151.8									

86

Óscar Rodríguez

Toyota GR86

RX PRORACING

Vta	D	Tiempo	Sector 1	Sector 2	Sector 3	T. Spd	Elapsed
1		19:03:29.031	19:02:03.729	46.201	39.101	96.4	19:03:29.031
2		2:14.058	51.253	47.053	35.752	157.6	19:05:43.089
3		2:00.092	48.251	39.665	32.176	140.0	19:07:43.181
4		2:07.995 P	44.351	39.544	44.100	179.7	19:09:51.176
5		11:08.158 P	9:27.217	49.518	51.423	73.7	19:20:59.334
6		5:27.669 P	3:51.803	48.925	46.941	71.9	19:26:27.003
7		13:50.194	12:38.256	39.789	32.149	109.7	19:40:17.197
8		1:53.926	43.502	38.675	31.749	190.8	19:42:11.123
9		1:52.909	43.261	38.091	31.557	197.8	19:44:04.032
10		1:52.577	43.031	37.906	31.640	199.6	19:45:56.609
11		1:52.831	43.018	38.056	31.757	198.8	19:47:49.440
12		1:52.734	43.095	37.985	31.654	199.2	19:49:42.174
13		1:52.805	42.876	38.078	31.851	199.6	19:51:34.979
14		1:52.924	43.307	37.900	31.717	200.3	19:53:27.903
15		1:53.001	43.328	38.174	31.499	201.4	19:55:20.904
16		2:36.737	53.559	49.744	53.434	165.6	19:57:57.641

70

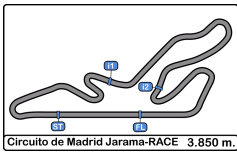
Santiago Castilla

Toyota GR86

EFICAR TEAM

Vta	D	Tiempo	Sector 1	Sector 2	Sector 3	T. Spd	Elapsed
1		19:18:10.978	19:16:58.902	39.539	32.537	85.8	19:18:10.978
2		1:54.120	43.887	38.267	31.966	194.9	19:20:05.098
3		1:53.585	43.623	38.133	31.829	197.8	19:21:58.683
4		1:53.572	43.211	38.570	31.791	198.5	19:23:52.255
5		1:53.153	43.142	37.940	32.071	198.5	19:25:45.408
6		1:53.127	43.369	37.933	31.825	198.5	19:27:38.535
7		1:52.737	43.077	37.958	31.702	199.2	19:29:31.272
8		2:15.189 P	47.696	44.067	43.426	184.3	19:31:46.461
9		9:22.329	8:11.838	38.491	32.000	82.3	19:41:08.790
10		1:52.622	43.267	37.773	31.582	198.8	19:43:01.412
11		1:52.868	43.490	37.775	31.603	202.2	19:44:54.280
12		2:02.312 P	43.313	38.313	40.686	201.4	19:46:56.592
13		6:04.594	4:54.779	38.082	31.733	96.8	19:53:01.186
14		1:55.631	43.165	40.594	31.872	201.1	19:54:56.817
15		1:52.339	43.106	37.708	31.525	202.2	19:56:49.156
16			48.382			171.1	



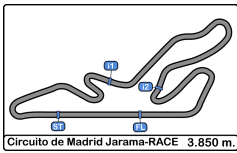


**Circuito de Madrid Jarama - RACI**  
**GR Cup Spain**  
**Entrenamientos Colectivos**  
**Mejores Sectores**



Sector - 1			Sector - 2			Sector - 3			Vta. Ideal vs Mejor Vta.						
Clas	B.	Piloto	Tiempo	B.	Piloto	Tiempo	B.	Piloto	Tiempo	Clas	B.	Piloto	Ideal Lap	Best Lap	Clas
1	19	Adrian Benito Ferrer	42.480	19	Adrian Benito Ferrer	36.939	23	Antonio Albacete Polo	31.147	1	19	Adrian Benito Ferrer	1:50.668	1:50.668	1
2	33	Felix Aparicio	42.712	14	Ignacio Rodriguez	37.318	19	Adrian Benito Ferrer	31.249	2	23	Antonio Albacete Polo	1:51.197	1:51.287	2
3	23	Antonio Albacete Polo	42.727	12	Santiago Castilla	37.321	30	Marcos de Diego	31.370	3	33	Felix Aparicio	1:51.593	1:51.791	3
4	30	Marcos de Diego	42.774	23	Antonio Albacete Polo	37.323	14	Ignacio Rodriguez	31.451	4	12	Santiago Castilla	1:51.695	1:51.984	5
5	12	Santiago Castilla	42.817	33	Felix Aparicio	37.364	86	Adrian Alcantara de la Cruz	31.499	5	30	Marcos de Diego	1:51.704	1:52.163	6
6	86	Adrian Alcantara de la Cruz	42.876	30	Marcos de Diego	37.560	33	Felix Aparicio	31.517	6	14	Ignacio Rodriguez	1:51.798	1:51.896	4
7	14	Ignacio Rodriguez	43.029	70	Santiago Castilla	37.708	70	Santiago Castilla	31.525	7	86	Adrian Alcantara de la Cruz	1:52.275	1:52.577	8
8	34	Adrian Alcantara de la Cruz	43.067	9	Marta Suria Soler	37.754	12	Santiago Castilla	31.557	8	70	Santiago Castilla	1:52.310	1:52.339	7
9	70	Santiago Castilla	43.077	34	Adrian Alcantara de la Cruz	37.856	9	Marta Suria Soler	31.638	9	9	Marta Suria Soler	1:52.674	1:52.802	9
10	9	Marta Suria Soler	43.282	86	Adrian Alcantara de la Cruz	37.900	4	Jose Antonio Chico Cadiz	31.742	10	34	Adrian Alcantara de la Cruz	1:52.719	1:53.035	10
11	4	Jose Antonio Chico Cadiz	43.678	4	Jose Antonio Chico Cadiz	38.037	34	Adrian Alcantara de la Cruz	31.796	11	4	Jose Antonio Chico Cadiz	1:53.457	1:53.526	11
12	80	Vicente Gabriel Valles	44.172	80	Vicente Gabriel Valles	38.539	80	Vicente Gabriel Valles	32.618	12	80	Vicente Gabriel Valles	1:55.329	1:55.329	12
13	13	Vicente Gabriel Valles	44.700	13	Vicente Gabriel Valles	38.808	13	Vicente Gabriel Valles	32.896	13	13	Vicente Gabriel Valles	1:56.404	1:56.421	13





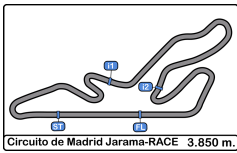
Circuito de Madrid Jarama - RACI  
GR Cup Spain  
Entrenamientos Colectivos  
5 Mejores Tiempos



Circuito de Madrid Jarama-RACE 3.850 m.

Cls	B. Piloto	Cat	Cls	Equipo	Vehiculo	Mejor 1		Mejor 2		Mejor 3		Mejor 4		Mejor 5	
						Tiemp	Vta	Tiemp	Vta	Tiemp	Vta	Tiemp	Vta	Tiemp	Vta
1	19 Adrian Benito Ferrer			VSR MOTORSPORT	Toyota GR86	1:50.668	6	1:51.145	7	1:51.290	5	1:51.581	4	1:51.925	3
2	23 Antonio Albacete Polo			ME-PRE	Toyota GR86	1:51.287	14	1:51.442	15	1:51.538	16	1:51.859	18	1:51.942	17
3	33 Felix Aparicio			EFICAR TEAM	Toyota GR86	1:51.791	12	1:52.067	13	1:52.261	19	1:52.346	14	1:52.473	17
4	14 Ignacio Rodriguez			AVIASTEC_RACING	Toyota GR86	1:51.896	4	1:52.937	3	1:53.865	2	2:30.528	5		
5	12 Štěpán Ádám [• Á.] [• Á.]			RX PRORACING	Toyota GR86	1:51.984	14	1:52.099	21	1:52.160	13	1:52.168	19	1:52.194	15
6	30 Marcos de Diego			EFICAR TEAM	Toyota GR86	1:52.163	12	1:52.189	8	1:52.257	7	1:52.268	11	1:53.216	6
7	70 Santiago Castilla			EFICAR TEAM	Toyota GR86	1:52.339	15	1:52.622	10	1:52.737	7	1:52.868	11	1:53.127	6
8	86 Štěpán Ádám [• Á.] [• Á.]			RX PRORACING	Toyota GR86	1:52.577	10	1:52.734	12	1:52.805	13	1:52.831	11	1:52.909	9
9	9 Marta Suria Soler			MOTORISMO RACING	Toyota GR86	1:52.802	9	1:53.183	13	1:53.342	10	1:53.364	7	1:53.397	12
10	34 Adrian Alcantara de la Cruz			RX PRORACING	Toyota GR86	1:53.035	22	1:53.165	23	1:53.490	24	1:53.494	7	1:53.581	16
11	4 Jose Antonio Chico Cadiz			VSR MOTORSPORT	Toyota GR86	1:53.526	19	1:53.836	18	1:54.458	8	1:54.458	23	1:54.517	15
12	80 Štěpán Ádám [• Á.] [• Á.]			ME-PRE	Toyota GR86	1:55.329	16	1:56.001	12	1:56.616	10	1:56.669	15	1:56.914	17
13	13 Vicente Gabriel Valles			VSR MOTORSPORT	Toyota GR86	1:56.421	15	1:56.680	14	1:57.545	13	1:58.901	12	1:59.959	11



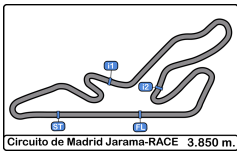


Circuito de Madrid Jarama - RACI  
 GR Cup Spain  
 Entrenamientos Colectivos  
 5 Mejores Velocidades



Circuito de Madrid Jarama-RACE 3.850 m.

Clas	B.	Piloto	Cat	Cls	Equipo	Vehiculo	Top 1		Top 2		Top 3		Top 4		Top 5		Avg
							Km/h	Vta	Km/h	Vta	Km/h	Vta	Km/h	Vta	Km/h	Vta	
1	14	Ignacio Rodriguez			AVIASTEC_RACING	Toyota GR86	204.1	3	203.0	4	201.8	2	183.0	5	82.1	1	174.8
2	30	Marcos de Diego			EFICAR TEAM	Toyota GR86	204.1	15	203.7	14	202.6	9	202.2	13	201.4	12	202.8
3	12	S. A. Ocaja			RX PRORACING	Toyota GR86	203.7	11	203.0	12	202.6	21	202.6	22	202.2	18	202.8
4	23	Antonio Albacete Polo			ME-PRE	Toyota GR86	203.3	18	202.6	11	202.6	21	202.2	8	202.2	15	202.6
5	19	Adrian Benito Ferrer			VSR MOTORSPORT	Toyota GR86	203.0	7	202.2	4	202.2	6	202.2	8	201.1	5	202.1
6	34	Adrian Alcantara de la Cruz			RX PRORACING	Toyota GR86	203.0	25	201.1	24	200.7	7	200.0	19	199.6	26	200.8
7	70	Santiago Castilla			EFICAR TEAM	Toyota GR86	202.2	11	202.2	15	201.4	12	201.1	14	199.2	7	201.2
8	86	S. A. Ocaja			RX PRORACING	Toyota GR86	201.4	15	200.3	14	199.6	10	199.6	13	199.2	12	200.0
9	9	Marta Suria Soler			MOTORISMO RACING TEAM	Toyota GR86	201.1	13	200.0	9	200.0	14	199.6	10	199.6	11	200.0
10	80	S. A. Ocaja			ME-PRE	Toyota GR86	199.6	17	198.8	16	197.0	12	196.7	18	196.3	11	197.7
11	4	Jose Antonio Chico Cadiz			VSR MOTORSPORT	Toyota GR86	198.8	20	198.1	19	197.8	8	197.8	9	197.8	11	198.0
12	33	Felix Aparicio			EFICAR TEAM	Toyota GR86	198.1	13	197.0	12	196.3	19	196.3	20	195.6	18	196.7
13	13	Vicente Gabriel Valles			VSR MOTORSPORT	Toyota GR86	193.2	16	191.8	14	191.1	15	189.8	13	187.5	12	190.6



Circuito de Madrid Jarama - RACE

GR Cup Spain

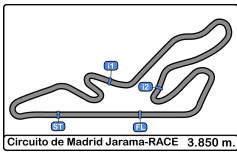
Entrenamientos Colectivos

GYW YbV]UJi YHlg'Fzd]XUg



Vta	<cfU8#U	H]Ya dc'GYg]Ob	B. Piloto	Cat	Equipo	Vehiculo	Tiempo	Km/h
2	19:04:58.239	4:58.239	12 S' a A0a]l' .AÚ..l^:		RX PRORACING	Toyota GR86	1:57.462	117.9
2	19:05:03.432	5:03.432	23 Antonio Albacete Polo		ME-PRE	Toyota GR86	1:53.402	122.2
3	19:06:56.007	6:56.007	23 Antonio Albacete Polo		ME-PRE	Toyota GR86	1:52.575	123.1
3	19:08:10.611	8:10.611	19 Adrian Benito Ferrer		VSR MOTORSPORT	Toyota GR86	1:51.925	123.8
4	19:10:02.192	10:02.192	19 Adrian Benito Ferrer		VSR MOTORSPORT	Toyota GR86	1:51.581	124.2
5	19:11:53.482	11:53.482	19 Adrian Benito Ferrer		VSR MOTORSPORT	Toyota GR86	1:51.290	124.5
6	19:13:44.150	13:44.150	19 Adrian Benito Ferrer		VSR MOTORSPORT	Toyota GR86	1:50.668	125.2





Circuito de Madrid Jarama - RACE

GR Cup Spain

Entrenamientos Colectivos

A Y'tf 'Azl ja UJY'cVUX'XY'9j Ybr



B.	Piloto	Cat	Clas	Equipo	Vehiculo	Km/h	GYg Cb
14	Ignacio Rodriguez			AVIASTEC_RACING	Toyota GR86	204.1	Entrenamientos Colectivos
30	Marcos de Diego			EFICAR TEAM	Toyota GR86	204.1	Entrenamientos Colectivos
12	Š a Őaš  • Ū. .A:			RX PRORACING	Toyota GR86	203.7	Entrenamientos Colectivos
23	Antonio Albacete Polo			ME-PRE	Toyota GR86	203.3	Entrenamientos Colectivos
19	Adrian Benito Ferrer			VSR MOTORSPORT	Toyota GR86	203.0	Entrenamientos Colectivos
34	Adrian Alcantara de la Cruz			RX PRORACING	Toyota GR86	203.0	Entrenamientos Colectivos
70	Santiago Castilla			EFICAR TEAM	Toyota GR86	202.2	Entrenamientos Colectivos
86	Q'ba á  Őaš  Ū  á ã' ^:			RX PRORACING	Toyota GR86	201.4	Entrenamientos Colectivos
9	Marta Suria Soler			MOTORISMO RACING	Toyota GR86	201.1	Entrenamientos Colectivos
80	3 • 8a/Őaš  ç^•			ME-PRE	Toyota GR86	199.6	Entrenamientos Colectivos
4	Jose Antonio Chico Cadiz			VSR MOTORSPORT	Toyota GR86	198.8	Entrenamientos Colectivos
33	Felix Aparicio			EFICAR TEAM	Toyota GR86	198.1	Entrenamientos Colectivos
13	Vicente Gabriel Valles			VSR MOTORSPORT	Toyota GR86	193.2	Entrenamientos Colectivos





**Circuito de Madrid Jarama - RACE**  
**GR Cup Spain**  
**Entrenamientos Colectivos**  
**Tiempos Parada en Pit**



**4** Jose Antonio Chico Cadiz Toyota GR86  
 VSR MOTORSPORT

B.	<cfU81J	Tiempo	Tiempo Salida	Tiempo Box	T. Box Total	Handicap	Diff.
1	19:09:32.049	19:09:32.049	19:12:29.280	2:57.231	2:57.231		
2	19:36:07.591	19:36:07.591	19:41:05.292	4:57.701	7:54.932		
3	19:50:46.382	19:50:46.382	19:52:47.628	2:01.246	9:56.178		

**9** Marta Suria Soler Toyota GR86  
 MOTORISMO RACING TEAM

B.	<cfU81J	Tiempo	Tiempo Salida	Tiempo Box	T. Box Total	Handicap	Diff.
1	19:31:05.305	19:31:05.305	19:36:38.960	5:33.655	5:33.655		
2	19:48:21.096	19:48:21.096	19:49:26.638	1:05.542	6:39.197		

**12** Šárka Šulcová Toyota GR86  
 RX PRORACING

B.	<cfU81J	Tiempo	Tiempo Salida	Tiempo Box	T. Box Total	Handicap	Diff.
1	19:06:57.609	19:06:57.609	19:09:02.905	2:05.296	2:05.296		
2	19:10:59.732	19:10:59.732	19:11:32.243	32.511	2:37.807		
3	19:13:26.755	19:13:26.755	19:13:53.951	27.196	3:05.003		
4	19:15:55.035	19:15:55.035	19:18:41.555	2:46.520	5:51.523		
5	19:24:25.432	19:24:25.432	19:26:14.715	1:49.283	7:40.806		
6	19:39:33.284	19:39:33.284	19:47:13.141	7:39.857	15:20.663		

**13** Vicente Gabriel Valles Toyota GR86  
 VSR MOTORSPORT

B.	<cfU81J	Tiempo	Tiempo Salida	Tiempo Box	T. Box Total	Handicap	Diff.
1	19:15:17.554	19:15:17.554	19:17:37.598	2:20.044	2:20.044		

**19** Adrian Benito Ferrer Toyota GR86  
 VSR MOTORSPORT

B.	<cfU81J	Tiempo	Tiempo Salida	Tiempo Box	T. Box Total	Handicap	Diff.
1	19:17:39.956	19:17:39.956	19:25:28.401	7:48.445	7:48.445		
2	19:27:49.846	19:27:49.846	19:30:12.927	2:23.081	10:11.526		
3	19:32:29.683	19:32:29.683	19:33:03.026	33.343	10:44.869		
4	19:35:22.533	19:35:22.533	19:35:51.255	28.722	11:13.591		
5	19:38:16.414	19:38:16.414	19:38:47.266	30.852	11:44.443		
6	19:41:03.763	19:41:03.763	19:42:21.017	1:17.254	13:01.697		
7	19:44:53.531	19:44:53.531	19:45:37.675	44.144	13:45.841		
8	19:47:59.399	19:47:59.399	19:49:34.360	1:34.961	15:20.802		
9	19:51:56.917	19:51:56.917	19:52:29.764	32.847	15:53.649		

**23** Antonio Albacete Polo Toyota GR86  
 ME-PRE

B.	<cfU81J	Tiempo	Tiempo Salida	Tiempo Box	T. Box Total	Handicap	Diff.
1	19:09:06.693	19:09:06.693	19:12:37.567	3:30.874	3:30.874		
2	19:20:31.838	19:20:31.838	19:24:30.991	3:59.153	7:30.027		
3	19:32:26.807	19:32:26.807	19:37:56.918	5:30.111	13:00.138		
4	19:51:32.084	19:51:32.084	19:54:53.312	3:21.228	16:21.366		

**30** Marcos de Diego Toyota GR86  
 EFICAR TEAM

B.	<cfU81J	Tiempo	Tiempo Salida	Tiempo Box	T. Box Total	Handicap	Diff.
1	19:10:38.747	19:10:38.747	19:15:49.598	5:10.851	5:10.851		
2	19:19:35.194	19:19:35.194	19:33:08.678	13:33.484	18:44.335		
3	19:42:40.980	19:42:40.980	19:45:22.017	2:41.037	21:25.372		

**33** Felix Aparicio Toyota GR86  
 EFICAR TEAM

B.	<cfU81J	Tiempo	Tiempo Salida	Tiempo Box	T. Box Total	Handicap	Diff.
1	19:20:50.511	19:20:50.511	19:26:13.183	5:22.672	5:22.672		
2	19:39:49.585	19:39:49.585	19:46:30.436	6:40.851	12:03.523		

**34** Adrian Alcantara de la Cruz Toyota GR86  
 RX PRORACING

B.	<cfU81J	Tiempo	Tiempo Salida	Tiempo Box	T. Box Total	Handicap	Diff.
1	19:07:16.395	19:07:16.395	19:08:48.895	1:32.500	1:32.500		
2	19:27:57.854	19:27:57.854	19:29:47.419	1:49.565	3:22.065		
3	19:43:13.426	19:43:13.426	19:45:39.965	2:26.539	5:48.604		

**70** Santiago Castilla Toyota GR86  
 EFICAR TEAM

B.	<cfU81J	Tiempo	Tiempo Salida	Tiempo Box	T. Box Total	Handicap	Diff.
1	19:31:42.259	19:31:42.259	19:39:12.794	7:30.535	7:30.535		
2	19:46:52.866	19:46:52.866	19:51:11.261	4:18.395	11:48.930		

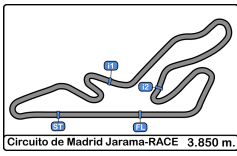
**80** Šárka Šulcová Toyota GR86  
 ME-PRE

B.	<cfU81J	Tiempo	Tiempo Salida	Tiempo Box	T. Box Total	Handicap	Diff.
1	19:07:23.980	19:07:23.980	19:10:41.441	3:17.461	3:17.461		
2	19:30:40.303	19:30:40.303	19:36:12.700	5:32.397	8:49.858		
3	19:46:12.474	19:46:12.474	19:49:49.220	3:36.746	12:26.604		

**86** Cristina Rodríguez Toyota GR86  
 RX PRORACING

B.	<cfU81J	Tiempo	Tiempo Salida	Tiempo Box	T. Box Total	Handicap	Diff.
1	19:09:46.948	19:09:46.948	19:18:25.575	8:38.627	8:38.627		
2	19:20:56.064	19:20:56.064	19:23:58.653	3:02.589	11:41.216		
3	19:26:23.714	19:26:23.714	19:38:25.054	12:01.340	23:42.556		



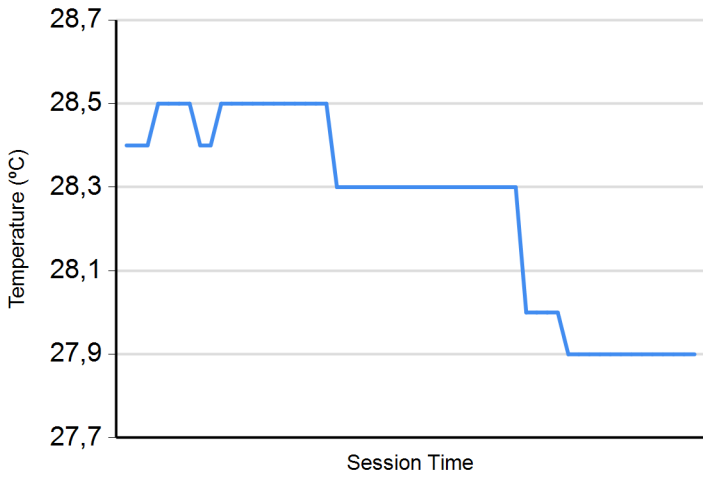


Circuito de Madrid Jarama - RACI  
 GR Cup Spain  
 Entrenamientos Colectivos

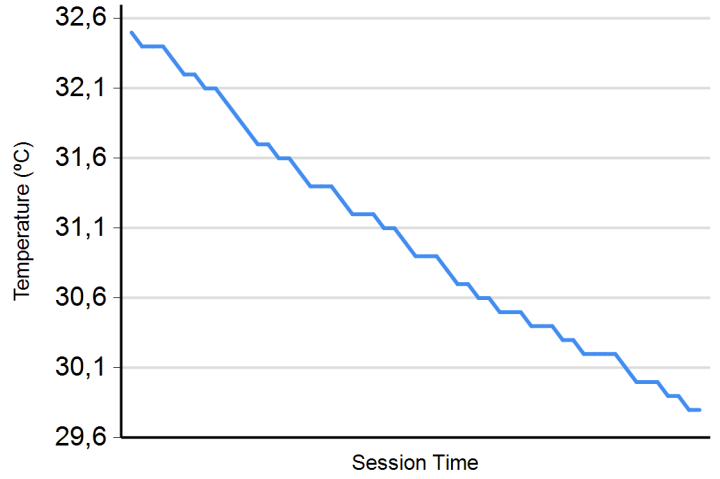


GR Cup Spain

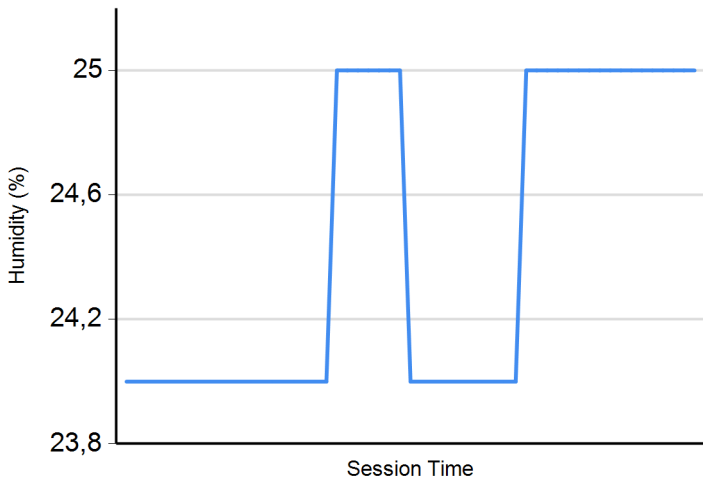
Temperatura Aire



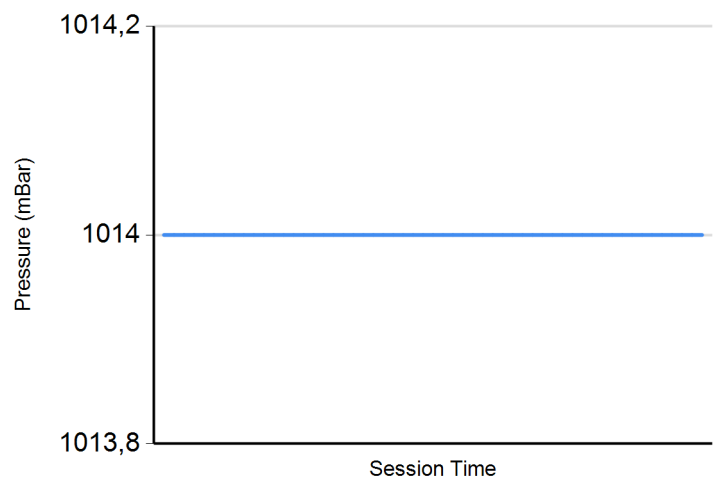
Temperatura Pista



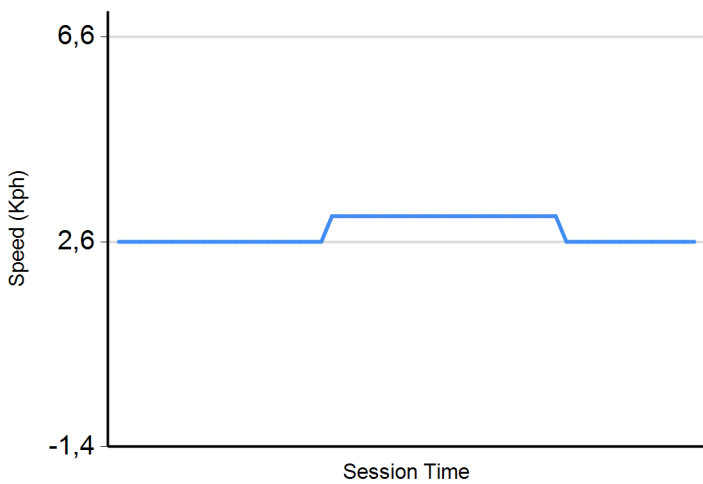
Humedad



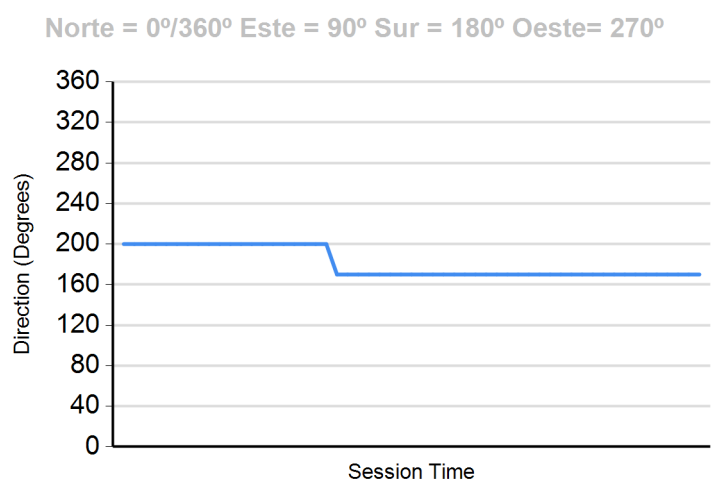
Presión

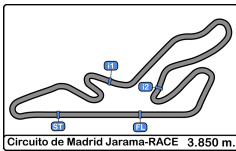


Velocidad Viento



Dirección Viento





Circuito de Madrid Jarama - RACE  
 GR Cup Spain  
 Entrenamiento Libre 1  
 Resultados Provisionales



Clas	B.	Piloto	Cat	Clas	Equipo	Vehiculo	Vtas.	Mejor	Tiempo	8 IZ%	Interval	Km/h
1	19	Adrian Benito Ferrer			VSR MOTORSPORT	Toyota GR86	10	4	1:50.703			125.1
2	23	Antonio Albacete Polo			ME-PRE	Toyota GR86	7	5	1:51.247	0.544	0.544	124.5
3	33	Felix Aparicio			EFICAR TEAM	Toyota GR86	11	7	1:51.428	0.725	0.181	124.3
4	12	Sergio Álvarez			RX PRORACING	Toyota GR86	10	6	1:51.610	0.907	0.182	124.1
5	86	Francisco Álvarez			RX PRORACING	Toyota GR86	9	6	1:51.681	0.978	0.071	124.1
6	70	Santiago Castilla			EFICAR TEAM	Toyota GR86	10	3	1:51.716	1.013	0.035	124.0
7	30	Marcos de Diego			EFICAR TEAM	Toyota GR86	8	5	1:51.758	1.055	0.042	124.0
8	14	Ignacio Rodriguez			AVIASTEC_RACING	Toyota GR86	10	6	1:52.191	1.488	0.433	123.5
9	4	Jose Antonio Chico Cadiz			VSR MOTORSPORT	Toyota GR86	10	5	1:52.879	2.176	0.688	122.7
10	9	Marta Suria Soler			MOTORISMO RACING TEAM	Toyota GR86	11	10	1:53.031	2.328	0.152	122.6
11	34	Adrian Alcantara de la Cruz			RX PRORACING	Toyota GR86	11	5	1:53.393	2.690	0.362	122.2
12	80	Sergio Álvarez			ME-PRE	Toyota GR86	10	7	1:55.186	4.483	1.793	120.3
13	13	Vicente Gabriel Valles			VSR MOTORSPORT	Toyota GR86	9	7	1:55.258	4.555	0.072	120.2

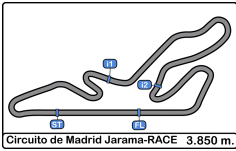
Publicado a las:.....

Temp Pista: ( \* 8' 57 Temp Aire: 8) " 57 Humedad: 30 % Estado Pista: SECA

Director Carrera:

Cronometrador:





Circuito de Madrid Jarama - RACE  
GR Cup Spain  
Entrenamiento Libre 1



Circuito de Madrid Jarama-RACE 3.850 m.

F Ygi `hUXcg`Dfc j ]g]cbUYg`dcf 7 UN[ cf]U

Clas	B.	Piloto	Cat	Clas	Equipo	Vehiculo	Vtas.	Mejor	Tiempo	8 IZ%	Interval	Km/h
1	19	Adrian Benito Ferrer			VSR MOTORSPORT	Toyota GR86	10	4	1:50.703			125.1
2	23	Antonio Albacete Polo			ME-PRE	Toyota GR86	7	5	1:51.247	0.544	0.544	124.5
3	33	Felix Aparicio			EFICAR TEAM	Toyota GR86	11	7	1:51.428	0.725	0.181	124.3
4	12	S. A. Ocaña			RX PRORACING	Toyota GR86	10	6	1:51.610	0.907	0.182	124.1
5	86	Antonio Albacete Polo			RX PRORACING	Toyota GR86	9	6	1:51.681	0.978	0.071	124.1
6	70	Santiago Castilla			EFICAR TEAM	Toyota GR86	10	3	1:51.716	1.013	0.035	124.0
7	30	Marcos de Diego			EFICAR TEAM	Toyota GR86	8	5	1:51.758	1.055	0.042	124.0
8	14	Ignacio Rodriguez			AVIASTEC_RACING	Toyota GR86	10	6	1:52.191	1.488	0.433	123.5
9	4	Jose Antonio Chico Cadiz			VSR MOTORSPORT	Toyota GR86	10	5	1:52.879	2.176	0.688	122.7
10	9	Marta Suria Soler			MOTORISMO RACING	Toyota GR86	11	10	1:53.031	2.328	0.152	122.6
11	34	Adrian Alcantara de la Cruz			RX PRORACING	Toyota GR86	11	5	1:53.393	2.690	0.362	122.2
12	80	S. A. Ocaña			ME-PRE	Toyota GR86	10	7	1:55.186	4.483	1.793	120.3
13	13	Vicente Gabriel Valles			VSR MOTORSPORT	Toyota GR86	9	7	1:55.258	4.555	0.072	120.2

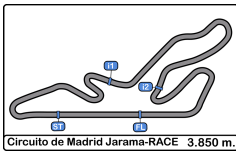
Publicado a las:.....

Temp Pista: (\* 8'57 Temp Aire: 8) " 57 Humedad: 30 % Estado Pista: SECA

Director Carrera:

Cronometrador:





Circuito de Madrid Jarama - RACI  
GR Cup Spain  
Entrenamiento Libre 1  
Tiempos Por Vuelta



4 Jose Antonio Chico Cadiz Toyota GR86 14 Ignacio Rodriguez Toyota GR86  
VSR MOTORSPORT AVIASTEC\_RACING

Vta	D	Tiempo	Sector 1	Sector 2	Sector 3	T. Spd	Elapsed	Vta	D	Tiempo	Sector 1	Sector 2	Sector 3	T. Spd	Elapsed
1		13:57:08.429	13:55:57.082	38.951	32.396	75.3	13:57:08.429	1		13:57:15.095	13:56:03.823	39.069	32.203	81.5	13:57:15.095
2		1:53.687	43.760	38.115	31.812	197.4	13:59:02.116	2		2:01.550 P	43.316	37.690	40.544	203.0	13:59:16.645
3		1:52.981	43.237	37.821	31.923	200.7	14:00:55.097	3		3:18.801	2:09.399	37.720	31.682	80.3	14:02:35.446
4		1:52.976	43.289	37.859	31.828	199.2	14:02:48.073	4		1:52.448	42.997	37.744	31.707	203.0	14:04:27.894
5		1:52.879	43.358	37.665	31.856	199.2	14:04:40.952	5		1:52.702	43.181	37.873	31.648	203.3	14:06:20.596
6		1:53.870	44.222	37.878	31.770	198.8	14:06:34.822	6		1:52.191	43.111	37.444	31.636	204.9	14:08:12.787
7		2:14.727 P	43.375	38.985	52.367	201.4	14:08:49.549	7		1:52.211	42.864	37.365	31.982	204.9	14:10:04.998
8		4:37.485	3:26.971	38.461	32.053	84.6	14:13:27.034	8		2:02.973 P	43.100	38.192	41.681	205.7	14:12:07.971
9		1:53.204	43.681	37.617	31.906	198.5	14:15:20.238	9		4:16.919	3:06.284	38.542	32.093	81.5	14:16:24.890
10		2:16.802 P	43.622	40.319	52.861	200.0	14:17:37.040	10		2:42.573 P	58.783	53.043	50.747	138.2	14:19:07.463

9 Marta Suria Soler Toyota GR86 19 Adrian Benito Ferrer Toyota GR86  
MOTORISMO RACING TEAM VSR MOTORSPORT

Vta	D	Tiempo	Sector 1	Sector 2	Sector 3	T. Spd	Elapsed	Vta	D	Tiempo	Sector 1	Sector 2	Sector 3	T. Spd	Elapsed
1		13:57:21.826	13:56:03.259	45.364	33.203	77.6	13:57:21.826	1		13:57:22.936	13:56:08.645	41.922	32.369	80.7	13:57:22.936
2		1:57.707	44.669	40.744	32.294	195.6	13:59:19.533	2		1:52.644	43.796	37.592	31.256	199.6	13:59:15.580
3		1:54.321	43.845	38.572	31.904	197.4	14:01:13.854	3		1:51.061	42.693	37.132	31.236	203.7	14:01:06.641
4		1:54.029	43.499	37.967	32.563	201.4	14:03:07.883	4		1:50.703	42.638	36.900	31.165	203.3	14:02:57.344
5		1:53.185	43.180	37.931	32.074	201.4	14:05:01.068	5		2:15.179 P	44.600	44.653	45.926	204.1	14:05:12.523
6		1:53.094	43.417	37.930	31.747	202.6	14:06:54.162	6		4:42.939	3:30.018	40.235	32.686	80.0	14:09:55.462
7		1:53.417	43.672	37.831	31.914	203.7	14:08:47.579	7		1:58.035	46.501	39.366	32.168	184.3	14:11:53.497
8		2:26.183	56.330	54.600	35.253	140.4	14:11:13.762	8		1:53.011	42.987	38.203	31.821	200.7	14:13:46.508
9		1:53.386	43.656	37.855	31.875	200.7	14:13:07.148	9		1:53.254	43.028	38.014	32.212	202.6	14:15:39.762
10		1:53.031	43.354	38.035	31.642	202.2	14:15:00.179	10		2:20.025 P	48.577	44.161	47.287	160.9	14:17:59.787
11		2:05.947 P	43.757	41.260	40.930	203.0	14:17:06.126								

12 S. A. O. A. J. A. Toyota GR86 23 Antonio Albacete Polo Toyota GR86  
RX PRORACING ME-PRE

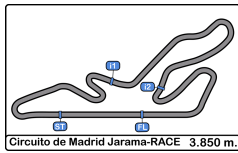
Vta	D	Tiempo	Sector 1	Sector 2	Sector 3	T. Spd	Elapsed	Vta	D	Tiempo	Sector 1	Sector 2	Sector 3	T. Spd	Elapsed
1		13:57:05.152	13:55:51.191	40.201	33.760	78.7	13:57:05.152	1		13:57:27.670	13:56:14.111	40.784	32.775	80.7	13:57:27.670
2		1:53.507	44.019	37.780	31.708	197.8	13:58:58.659	2		1:52.424	43.562	37.468	31.394	198.8	13:59:20.094
3		1:52.083	43.043	37.492	31.548	200.3	14:00:50.742	3		2:07.345 P	45.370	40.833	41.142	165.3	14:01:27.439
4		2:01.084 P	42.966	37.335	40.783	201.1	14:02:51.826	4		4:55.134	3:45.831	38.000	31.303	95.4	14:06:22.573
5		3:08.994	1:59.793	37.328	31.873	82.1	14:06:00.820	5		1:51.247	42.571	37.433	31.243	204.9	14:08:13.820
6		1:51.610	42.799	37.221	31.590	205.7	14:07:52.430	6		1:51.404	42.597	37.423	31.384	205.3	14:10:05.224
7		1:52.770	43.103	37.505	32.162	205.7	14:09:45.200	7		2:22.167 P	49.002	47.594	45.571	208.0	14:12:27.391
8		2:00.705 P	43.047	37.599	40.059	201.4	14:11:45.905								
9		3:24.430	2:15.103	37.638	31.689	96.6	14:15:10.335								
10		1:59.883 P	42.817	37.445	39.621	201.8	14:17:10.218								

13 Vicente Gabriel Valles Toyota GR86 30 Marcos de Diego Toyota GR86  
VSR MOTORSPORT EFICAR TEAM

Vta	D	Tiempo	Sector 1	Sector 2	Sector 3	T. Spd	Elapsed	Vta	D	Tiempo	Sector 1	Sector 2	Sector 3	T. Spd	Elapsed
1		13:58:06.085	13:56:22.605	58.662	44.818	66.3	13:58:06.085	1		13:58:11.377	13:56:56.371	40.796	34.210	88.9	13:58:11.377
2		2:43.166 P	57.497	52.692	52.977	135.8	14:00:49.251	2		2:10.990 P	45.623	40.729	44.638	181.5	14:00:22.367
3		5:52.840	4:36.562	41.791	34.487	85.7	14:06:42.091	3		3:45.244	2:34.462	38.588	32.194	82.6	14:04:07.611
4		2:00.377	47.038	40.305	33.034	189.4	14:08:42.468	4		1:52.452	43.238	37.431	31.783	201.1	14:06:00.063
5		1:56.005	44.425	38.754	32.826	194.9	14:10:38.473	5		1:51.758	42.779	37.410	31.569	203.3	14:07:51.821
6		1:55.319	44.339	38.560	32.420	195.2	14:12:33.792	6		2:05.810	52.431	41.850	31.529	204.5	14:09:57.631
7		1:55.258	43.993	38.808	32.457	196.7	14:14:29.050	7		2:04.621 P	43.107	39.750	41.764	204.5	14:12:02.252
8		1:55.479	43.949	38.846	32.684	197.4	14:16:24.529	8		3:48.874 P	2:23.087	42.146	43.641	93.0	14:15:51.126
9		2:16.209 P	50.401	42.246	43.562	154.7	14:18:40.738								







Circuito de Madrid Jarama - RACI  
GR Cup Spain  
Entrenamiento Libre 1  
Tiempos Por Vuelta



33

Felix Aparicio

Toyota GR86

86

Cristian Rodríguez

Toyota GR86

EFICAR TEAM

RX PRORACING

Vta	D	Tiempo	Sector 1	Sector 2	Sector 3	T. Spd	Elapsed	Vta	D	Tiempo	Sector 1	Sector 2	Sector 3	T. Spd	Elapsed
1		13:58:21.694	13:57:09.417	39.625	32.652	78.9	13:58:21.694	1		13:57:10.673	13:55:59.610	38.727	32.336	94.3	13:57:10.673
2		1:52.816	43.634	37.677	31.505	196.0	14:00:14.510	2		1:53.089	43.451	37.991	31.647	202.6	13:59:03.762
3		1:51.708	43.002	37.380	31.326	197.8	14:02:06.218	3		1:53.272	43.987	37.795	31.490	198.1	14:00:57.034
4		1:51.802	43.058	37.357	31.387	198.1	14:03:58.020	4		2:02.307 P	43.138	37.701	41.468	203.0	14:02:59.341
5		1:52.312	43.227	37.659	31.426	198.5	14:05:50.332	5		3:25.499	2:16.389	37.569	31.541	80.9	14:06:24.840
6		1:51.726	42.745	37.466	31.515	199.2	14:07:42.058	6		1:51.681	42.553	37.531	31.597	204.9	14:08:16.521
7		1:51.428	42.770	37.415	31.243	199.6	14:09:33.486	7		1:52.069	42.792	37.715	31.562	204.9	14:10:08.590
8		1:51.811	42.917	37.398	31.496	198.8	14:11:25.297	8		1:51.998	43.003	37.399	31.596	204.5	14:12:00.588
9		1:51.627	42.849	37.420	31.358	198.5	14:13:16.924	9		2:00.854 P	43.051	37.420	40.383	202.6	14:14:01.442
10		1:54.766	42.948	37.901	33.917	198.5	14:15:11.690								
11		2:05.512 P	43.267	38.771	43.474	199.6	14:17:17.202								

34

Adrian Alcantara de la Cruz

Toyota GR86

RX PRORACING

Vta	D	Tiempo	Sector 1	Sector 2	Sector 3	T. Spd	Elapsed
1		13:57:09.448	13:55:57.770	39.216	32.462	75.8	13:57:09.448
2		1:53.906	43.770	38.352	31.784	202.6	13:59:03.354
3		2:02.353 P	44.907	38.153	39.293	200.0	14:01:05.707
4		2:53.744	1:44.047	38.155	31.542	89.0	14:03:59.451
5		1:53.393	43.736	37.944	31.713	201.8	14:05:52.844
6		1:53.851	43.413	38.192	32.246	198.8	14:07:46.695
7		2:01.795	43.398	38.046	40.351	201.8	14:09:48.490
8		1:53.841	43.342	38.430	32.069	188.1	14:11:42.331
9		1:53.959	43.687	38.434	31.838	196.0	14:13:36.290
10		1:54.009	43.512	38.380	32.117	199.6	14:15:30.299
11		2:18.834 P	50.591	43.689	44.554	185.5	14:17:49.133

70

Santiago Castilla

Toyota GR86

EFICAR TEAM

Vta	D	Tiempo	Sector 1	Sector 2	Sector 3	T. Spd	Elapsed
1		13:57:24.137	13:56:02.557	47.282	34.298	84.5	13:57:24.137
2		1:52.879	43.116	38.379	31.384	198.1	13:59:17.016
3		1:51.716	42.983	37.415	31.318	203.7	14:01:08.732
4		1:51.819	42.946	37.394	31.479	202.6	14:03:00.551
5		1:51.952	42.641	37.637	31.674	202.6	14:04:52.503
6		2:00.666 P	42.984	37.839	39.843	201.4	14:06:53.169
7		4:16.552	3:05.591	39.024	31.937	100.1	14:11:09.721
8		1:52.062	43.179	37.404	31.479	199.6	14:13:01.783
9		1:51.797	42.932	37.482	31.383	200.3	14:14:53.580
10		2:08.216 P	43.128	40.917	44.171	200.3	14:17:01.796

80

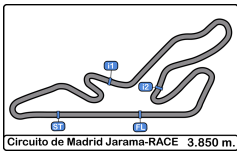
3 • 86/03 at •

Toyota GR86

ME-PRE

Vta	D	Tiempo	Sector 1	Sector 2	Sector 3	T. Spd	Elapsed
1		13:57:36.165	13:56:18.885	42.976	34.304	89.2	13:57:36.165
2		2:13.090	56.155	43.224	33.711	170.0	13:59:49.255
3		2:08.154 P	45.177	39.722	43.255	188.1	14:01:57.409
4		4:46.457	3:30.872	42.047	33.538	103.5	14:06:43.866
5		1:57.209	45.063	39.024	33.122	191.4	14:08:41.075
6		1:55.703	44.037	38.119	33.547	194.9	14:10:36.778
7		1:55.186	43.779	38.243	33.164	199.2	14:12:31.964
8		1:56.278	44.060	39.150	33.068	197.0	14:14:28.242
9		1:55.822	44.405	38.739	32.678	197.0	14:16:24.064
10		2:20.147 P	50.531	44.240	45.376	183.6	14:18:44.211





Circuito de Madrid Jarama - RACE

GR Cup Spain

Entrenamiento Libre 1

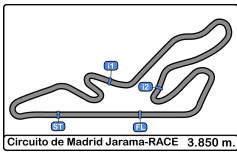
Mejores Sectores



Circuito de Madrid Jarama-RACE 3.850 m.

Sector - 1			Sector - 2			Sector - 3			Vta. Ideal vs Mejor Vta.						
Clas	B.	Piloto	Tiempo	B.	Piloto	Tiempo	B.	Piloto	Tiempo	Clas	B.	Piloto	Ideal Lap	Best Lap	Clas
1	86	Adrian Benito Ferrer	42.553	19	Adrian Benito Ferrer	36.900	19	Adrian Benito Ferrer	31.165	1	19	Adrian Benito Ferrer	1:50.703	1:50.703	1
2	23	Antonio Albacete Polo	42.571	12	Štěpán Štěpánek	37.221	33	Felix Aparicio	31.243	2	23	Antonio Albacete Polo	1:51.237	1:51.247	2
3	19	Adrian Benito Ferrer	42.638	33	Felix Aparicio	37.357	23	Antonio Albacete Polo	31.243	3	33	Felix Aparicio	1:51.345	1:51.428	3
4	70	Santiago Castilla	42.641	14	Ignacio Rodriguez	37.365	70	Santiago Castilla	31.318	4	70	Santiago Castilla	1:51.353	1:51.716	6
5	33	Felix Aparicio	42.745	70	Santiago Castilla	37.394	86	Adrian Benito Ferrer	31.490	5	86	Adrian Benito Ferrer	1:51.442	1:51.681	5
6	30	Marcos de Diego	42.779	86	Adrian Benito Ferrer	37.399	30	Marcos de Diego	31.529	6	12	Štěpán Štěpánek	1:51.568	1:51.610	4
7	12	Štěpán Štěpánek	42.799	30	Marcos de Diego	37.410	34	Adrian Alcantara de la Cruz	31.542	7	30	Marcos de Diego	1:51.718	1:51.758	7
8	14	Ignacio Rodriguez	42.864	23	Antonio Albacete Polo	37.423	12	Štěpán Štěpánek	31.548	8	14	Ignacio Rodriguez	1:51.865	1:52.191	8
9	9	Marta Suria Soler	43.180	4	Jose Antonio Chico Cadiz	37.617	14	Ignacio Rodriguez	31.636	9	4	Jose Antonio Chico Cadiz	1:52.624	1:52.879	9
10	4	Jose Antonio Chico Cadiz	43.237	9	Marta Suria Soler	37.831	9	Marta Suria Soler	31.642	10	9	Marta Suria Soler	1:52.653	1:53.031	10
11	34	Adrian Alcantara de la Cruz	43.342	34	Adrian Alcantara de la Cruz	37.944	4	Jose Antonio Chico Cadiz	31.770	11	34	Adrian Alcantara de la Cruz	1:52.828	1:53.393	11
12	80	3.º de la Oca	43.779	80	3.º de la Oca	38.119	13	Vicente Gabriel Valles	32.420	12	80	3.º de la Oca	1:54.576	1:55.186	12
13	13	Vicente Gabriel Valles	43.949	13	Vicente Gabriel Valles	38.560	80	3.º de la Oca	32.678	13	13	Vicente Gabriel Valles	1:54.929	1:55.258	13





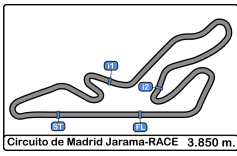
Circuito de Madrid Jarama - RACI  
 GR Cup Spain  
 Entrenamiento Libre 1  
 5 Mejores Tiempos



Circuito de Madrid Jarama-RACE 3.850 m.

Cls	B.	Piloto	Cat	Cls	Equipo	Vehiculo	Mejor 1		Mejor 2		Mejor 3		Mejor 4		Mejor 5	
							Tiemp	Vta	Tiemp	Vta	Tiemp	Vta	Tiemp	Vta	Tiemp	Vta
1	19	Adrian Benito Ferrer			VSR MOTORSPORT	Toyota GR86	1:50.703	4	1:51.061	3	1:52.644	2	1:53.011	8	1:53.254	9
2	23	Antonio Albacete Polo			ME-PRE	Toyota GR86	1:51.247	5	1:51.404	6	1:52.424	2	2:07.345	3	2:22.167	7
3	33	Felix Aparicio			EFICAR TEAM	Toyota GR86	1:51.428	7	1:51.627	9	1:51.708	3	1:51.726	6	1:51.802	4
4	12	Štěpán Štěpánek			RX PRORACING	Toyota GR86	1:51.610	6	1:52.083	3	1:52.770	7	1:53.507	2	1:59.883	10
5	86	Óscar Álvarez			RX PRORACING	Toyota GR86	1:51.681	6	1:51.998	8	1:52.069	7	1:53.089	2	1:53.272	3
6	70	Santiago Castilla			EFICAR TEAM	Toyota GR86	1:51.716	3	1:51.797	9	1:51.819	4	1:51.952	5	1:52.062	8
7	30	Marcos de Diego			EFICAR TEAM	Toyota GR86	1:51.758	5	1:52.452	4	2:04.621	7	2:05.810	6	2:10.990	2
8	14	Ignacio Rodriguez			AVIASTEC_RACING	Toyota GR86	1:52.191	6	1:52.211	7	1:52.448	4	1:52.702	5	2:01.550	2
9	4	Jose Antonio Chico Cadiz			VSR MOTORSPORT	Toyota GR86	1:52.879	5	1:52.976	4	1:52.981	3	1:53.204	9	1:53.687	2
10	9	Marta Suria Soler			MOTORISMO RACING	Toyota GR86	1:53.031	10	1:53.094	6	1:53.185	5	1:53.386	9	1:53.417	7
11	34	Adrian Alcantara de la Cruz			RX PRORACING	Toyota GR86	1:53.393	5	1:53.841	8	1:53.851	6	1:53.906	2	1:53.959	9
12	80	Óscar Álvarez			ME-PRE	Toyota GR86	1:55.186	7	1:55.703	6	1:55.822	9	1:56.278	8	1:57.209	5
13	13	Vicente Gabriel Valles			VSR MOTORSPORT	Toyota GR86	1:55.258	7	1:55.319	6	1:55.479	8	1:56.005	5	2:00.377	4



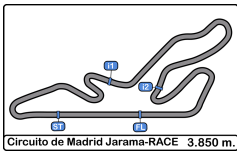


Circuito de Madrid Jarama - RACI  
GR Cup Spain  
Entrenamiento Libre 1  
5 Mejores Velocidades



Circuito de Madrid Jarama-RACE 3.850 m.

Clas	B.	Piloto	Cat	Cls	Equipo	Vehiculo	Top 1		Top 2		Top 3		Top 4		Top 5		Avg
							Km/h	Vta	Km/h	Vta	Km/h	Vta	Km/h	Vta	Km/h	Vta	
1	23	Antonio Albacete Polo			ME-PRE	Toyota GR86	208.0	7	205.3	6	204.9	5	198.8	2	165.3	3	196.5
2	12	S. A. Ocaja A. A.			RX PRORACING	Toyota GR86	205.7	6	205.7	7	201.8	10	201.4	8	201.1	4	203.1
3	14	Ignacio Rodríguez			AVIASTEC_RACING	Toyota GR86	205.7	8	204.9	6	204.9	7	203.3	5	203.0	2	204.3
4	86	S. A. Ocaja A. A.			RX PRORACING	Toyota GR86	204.9	6	204.9	7	204.5	8	203.0	4	202.6	2	204.0
5	30	Marcos de Diego			EFICAR TEAM	Toyota GR86	204.5	6	204.5	7	203.3	5	201.1	4	181.5	2	199.0
6	19	Adrian Benito Ferrer			VSR MOTORSPORT	Toyota GR86	204.1	5	203.7	3	203.3	4	202.6	9	200.7	8	202.9
7	9	Marta Suria Soler			MOTORISMO RACING TEAM	Toyota GR86	203.7	7	203.0	11	202.6	6	202.2	10	201.4	4	202.6
8	70	Santiago Castilla			EFICAR TEAM	Toyota GR86	203.7	3	202.6	4	202.6	5	201.4	6	200.3	9	202.1
9	34	Adrian Alcantara de la Cruz			RX PRORACING	Toyota GR86	202.6	2	201.8	5	201.8	7	200.0	3	199.6	10	201.1
10	4	Jose Antonio Chico Cadiz			VSR MOTORSPORT	Toyota GR86	201.4	7	200.7	3	200.0	10	199.2	4	199.2	5	200.1
11	33	Felix Aparicio			EFICAR TEAM	Toyota GR86	199.6	7	199.6	11	199.2	6	198.8	8	198.5	5	199.1
12	80	S. A. Ocaja A. A.			ME-PRE	Toyota GR86	199.2	7	197.0	8	197.0	9	194.9	6	191.4	5	195.9
13	13	Vicente Gabriel Valles			VSR MOTORSPORT	Toyota GR86	197.4	8	196.7	7	195.2	6	194.9	5	189.4	4	194.7



Circuito de Madrid Jarama - RACI

GR Cup Spain

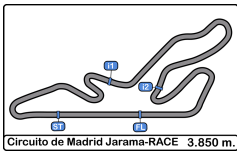
Entrenamiento Libre 1

GYW YbV]UJi YHlg'Fzd]XUg



Vta	<cfU8]U	H]Ya dc'GYg]Ob	B. Piloto	Cat	Equipo	Vehiculo	Tiempo	Km/h
2	13:58:58.659	4:58.659	12 S' a A0as]] • AÚ..i^:		RX PRORACING	Toyota GR86	1:53.507	122.1
2	13:59:03.762	5:03.762	86 QP^ab ai[ A0as]] AÚ[ aiã * ^:		RX PRORACING	Toyota GR86	1:53.089	122.5
2	13:59:15.580	5:15.580	19 Adrian Benito Ferrer		VSR MOTORSPORT	Toyota GR86	1:52.644	123.0
2	13:59:20.094	5:20.094	23 Antonio Albacete Polo		ME-PRE	Toyota GR86	1:52.424	123.2
3	14:00:50.742	6:50.742	12 S' a A0as]] • AÚ..i^:		RX PRORACING	Toyota GR86	1:52.083	123.6
3	14:01:06.641	7:06.641	19 Adrian Benito Ferrer		VSR MOTORSPORT	Toyota GR86	1:51.061	124.7
4	14:02:57.344	8:57.344	19 Adrian Benito Ferrer		VSR MOTORSPORT	Toyota GR86	1:50.703	125.1





Circuito de Madrid Jarama - RACE

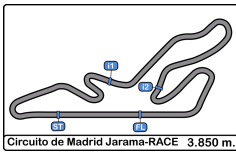
GR Cup Spain

Entrenamiento Libre 1

A Y'tf 'Azl Ja UJYcVXUX'XY'9j Ybrc



B.	Piloto	Cat	Clas	Equipo	Vehiculo	Km/h	GYg Cb
23	Antonio Albacete Polo			ME-PRE	Toyota GR86	208.0	Entrenamiento Libre 1
12	S. a. Ocaj   . A. J. A.			RX PRORACING	Toyota GR86	205.7	Entrenamiento Libre 1
14	Ignacio Rodriguez			AVIASTEC_RACING	Toyota GR86	205.7	Entrenamiento Libre 1
86	Q'ba á[ Aca(6) A[ aia' ^:			RX PRORACING	Toyota GR86	204.9	Entrenamiento Libre 1
30	Marcos de Diego			EFICAR TEAM	Toyota GR86	204.5	Entrenamiento Libre 1
19	Adrian Benito Ferrer			VSR MOTORSPORT	Toyota GR86	204.1	Entrenamiento Libre 1
70	Santiago Castilla			EFICAR TEAM	Toyota GR86	203.7	Entrenamiento Libre 1
9	Marta Suria Soler			MOTORISMO RACING	Toyota GR86	203.7	Entrenamiento Libre 1
34	Adrian Alcantara de la Cruz			RX PRORACING	Toyota GR86	203.0	Entrenamientos Colectivos
4	Jose Antonio Chico Cadiz			VSR MOTORSPORT	Toyota GR86	201.4	Entrenamiento Libre 1
80	3 • 8ca/Aca) a^•			ME-PRE	Toyota GR86	199.6	Entrenamientos Colectivos
33	Felix Aparicio			EFICAR TEAM	Toyota GR86	199.6	Entrenamiento Libre 1
13	Vicente Gabriel Valles			VSR MOTORSPORT	Toyota GR86	197.4	Entrenamiento Libre 1



# Circuito de Madrid Jarama - RACI

## GR Cup Spain

### Entrenamiento Libre 1

#### Tiempos Parada en Pit



4 Jose Antonio Chico Cadiz Toyota GR86

VSR MOTORSPORT

B.	<cfU81J	Tiempo	Tiempo Salida	Tiempo Box	T. Box Total	Handicap	Diff.
1	14:08:44.528	14:08:44.528	14:11:33.361	2:48.833	2:48.833		

12 Š a Åæ[[ • Å. Å: Toyota GR86

RX PRORACING

B.	<cfU81J	Tiempo	Tiempo Salida	Tiempo Box	T. Box Total	Handicap	Diff.
1	14:02:48.616	14:02:48.616	14:04:01.820	1:13.204	1:13.204		
2	14:11:42.498	14:11:42.498	14:13:19.824	1:37.326	2:50.530		

13 Vicente Gabriel Valles Toyota GR86

VSR MOTORSPORT

B.	<cfU81J	Tiempo	Tiempo Salida	Tiempo Box	T. Box Total	Handicap	Diff.
1	14:00:43.353	14:00:43.353	14:04:38.667	3:55.314	3:55.314		

14 Ignacio Rodriguez Toyota GR86

AVIASTEC\_RACING

B.	<cfU81J	Tiempo	Tiempo Salida	Tiempo Box	T. Box Total	Handicap	Diff.
1	13:59:13.144	13:59:13.144	14:00:36.198	1:23.054	1:23.054		
2	14:12:04.231	14:12:04.231	14:14:15.613	2:11.382	3:34.436		

19 Adrian Benito Ferrer Toyota GR86

VSR MOTORSPORT

B.	<cfU81J	Tiempo	Tiempo Salida	Tiempo Box	T. Box Total	Handicap	Diff.
1	14:05:08.990	14:05:08.990	14:07:44.128	2:35.138	2:35.138		

23 Antonio Albacete Polo Toyota GR86

ME-PRE

B.	<cfU81J	Tiempo	Tiempo Salida	Tiempo Box	T. Box Total	Handicap	Diff.
1	14:01:24.197	14:01:24.197	14:04:31.747	3:07.550	3:07.550		

30 Marcos de Diego Toyota GR86

EFICAR TEAM

B.	<cfU81J	Tiempo	Tiempo Salida	Tiempo Box	T. Box Total	Handicap	Diff.
1	14:00:18.699	14:00:18.699	14:02:00.692	1:41.993	1:41.993		
2	14:11:58.881	14:11:58.881	14:13:44.542	1:45.661	3:27.654		

34 Adrian Alcantara de la Cruz Toyota GR86

RX PRORACING

B.	<cfU81J	Tiempo	Tiempo Salida	Tiempo Box	T. Box Total	Handicap	Diff.
1	14:01:02.092	14:01:02.092	14:02:06.787	1:04.695	1:04.695		

70 Santiago Castilla Toyota GR86

EFICAR TEAM

B.	<cfU81J	Tiempo	Tiempo Salida	Tiempo Box	T. Box Total	Handicap	Diff.
1	14:06:49.439	14:06:49.439	14:09:18.286	2:28.847	2:28.847		

80 3 • 8as Åæ[[ Å: Toyota GR86

ME-PRE

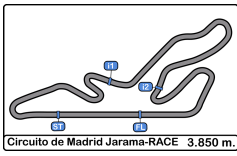
B.	<cfU81J	Tiempo	Tiempo Salida	Tiempo Box	T. Box Total	Handicap	Diff.
1	14:01:53.134	14:01:53.134	14:04:42.261	2:49.127	2:49.127		

86 CF Åæ[[ Åæ[[ Å: Rodriguez Toyota GR86

RX PRORACING

B.	<cfU81J	Tiempo	Tiempo Salida	Tiempo Box	T. Box Total	Handicap	Diff.
1	14:02:54.373	14:02:54.373	14:04:25.084	1:30.711	1:30.711		

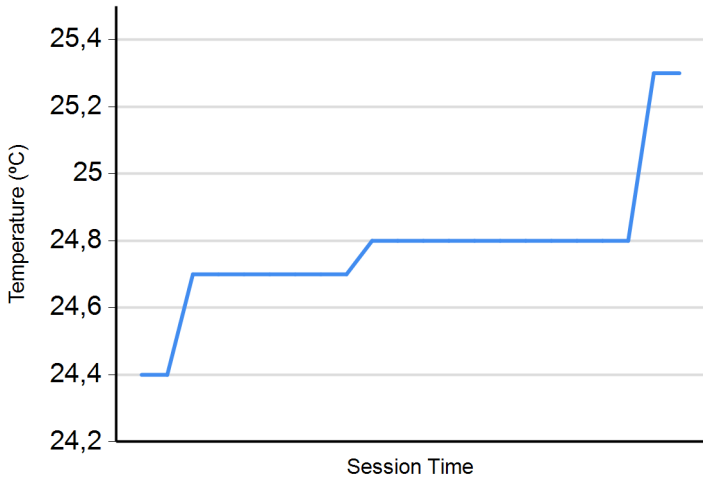




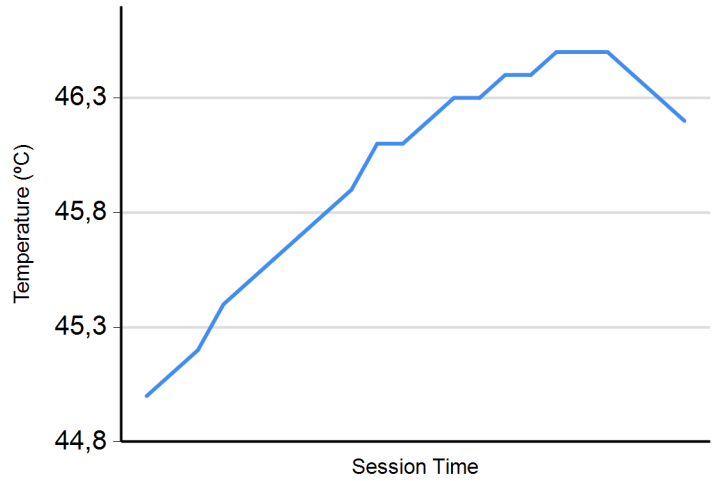
Circuito de Madrid Jarama - RACI  
 GR Cup Spain  
 Entrenamiento Libre 1



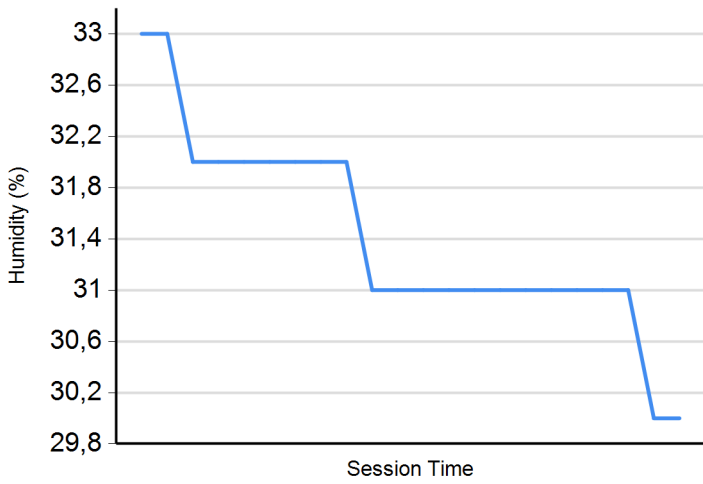
**Temperatura Aire**



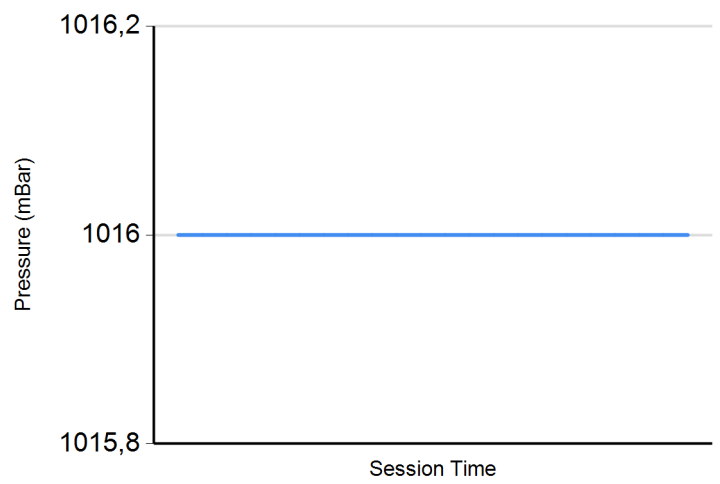
**Temperatura Pista**



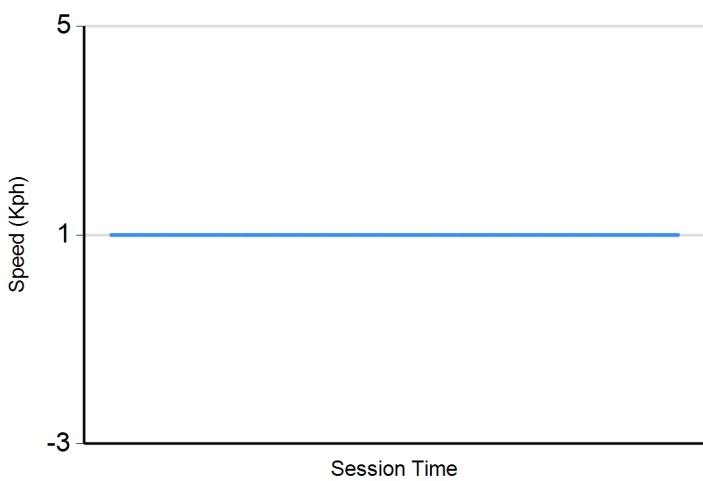
**Humedad**



**Presión**

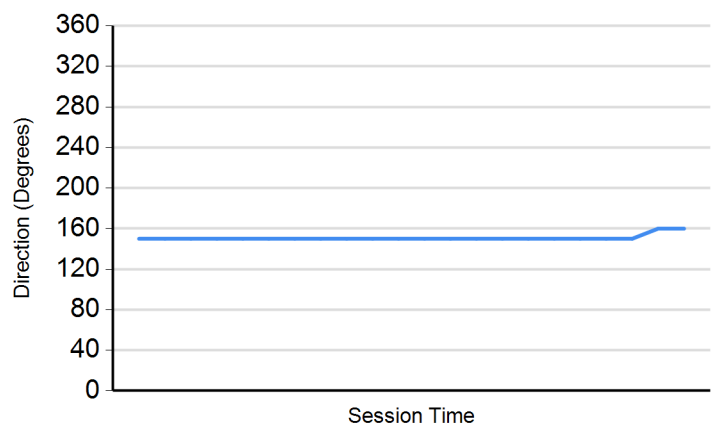


**Velocidad Viento**

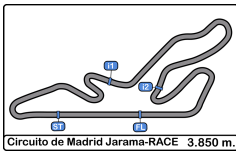


**Dirección Viento**

Norte = 0°/360° Este = 90° Sur = 180° Oeste = 270°







Circuito de Madrid Jarama - RACE

GR Cup Spain

Cronometrados 1

Resultados Provisionales



Clas	B.	Piloto	Cat	Clas	Equipo	Vehiculo	Vtas.	Mejor	Tiempo	81Z%	Interval	Km/h
1	19	Adrian Benito Ferrer			VSR MOTORSPORT	Toyota GR86	8	5	1:50.604			125.3
2	33	Felix Aparicio			EFICAR TEAM	Toyota GR86	8	4	1:50.895	0.291	0.291	124.9
3	23	Antonio Albacete Polo			ME-PRE	Toyota GR86	8	3	1:51.135	0.531	0.240	124.7
4	14	Ignacio Rodriguez			AVIASTEC_RACING	Toyota GR86	6	2	1:51.181	0.577	0.046	124.6
5	30	Marcos de Diego			EFICAR TEAM	Toyota GR86	7	3	1:51.287	0.683	0.106	124.5
6	86	Óscar Álvarez			RX PRORACING	Toyota GR86	8	4	1:51.457	0.853	0.170	124.3
7	4	Jose Antonio Chico Cadiz			VSR MOTORSPORT	Toyota GR86	6	4	1:51.725	1.121	0.268	124.0
8	12	Sergio Álvarez			RX PRORACING	Toyota GR86	8	6	1:51.816	1.212	0.091	123.9
9	70	Santiago Castilla			EFICAR TEAM	Toyota GR86	7	2	1:51.849	1.245	0.033	123.9
10	34	Adrian Alcantara de la Cruz			RX PRORACING	Toyota GR86	8	3	1:52.070	1.466	0.221	123.6
11	9	Marta Suria Soler			MOTORISMO RACING TEAM	Toyota GR86	8	7	1:53.285	2.681	1.215	122.3
12	13	Vicente Gabriel Valles			VSR MOTORSPORT	Toyota GR86	6	5	1:53.583	2.979	0.298	122.0
13	80	Sergio Álvarez			ME-PRE	Toyota GR86	8	7	1:53.658	3.054	0.075	121.9

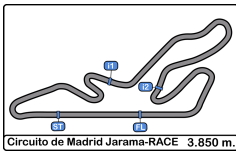
Publicado a las:.....

Temp Pista: ' & ", ' 57 Temp Aire: & "- ' 57 Humedad: 25 % Estado Pista: SECA

Director Carrera:

Cronometrador:





Circuito de Madrid Jarama - RACE

GR Cup Spain

Cronometrados 1



Circuito de Madrid Jarama-RACE 3.850 m.

F Ygi `hUXcg`Dfcj jg]cbUYg'dcf 7 UN[ cf]J

Clas	B.	Piloto	Cat	Clas	Equipo	Vehiculo	Vtas.	Mejor	Tiempo	8 IZ%	Interval	Km/h
1	19	Adrian Benito Ferrer			VSR MOTORSPORT	Toyota GR86	8	5	1:50.604			125.3
2	33	Felix Aparicio			EFICAR TEAM	Toyota GR86	8	4	1:50.895	0.291	0.291	124.9
3	23	Antonio Albacete Polo			ME-PRE	Toyota GR86	8	3	1:51.135	0.531	0.240	124.7
4	14	Ignacio Rodriguez			AVIASTEC_RACING	Toyota GR86	6	2	1:51.181	0.577	0.046	124.6
5	30	Marcos de Diego			EFICAR TEAM	Toyota GR86	7	3	1:51.287	0.683	0.106	124.5
6	86	Osaka			RX PRORACING	Toyota GR86	8	4	1:51.457	0.853	0.170	124.3
7	4	Jose Antonio Chico Cadiz			VSR MOTORSPORT	Toyota GR86	6	4	1:51.725	1.121	0.268	124.0
8	12	S. A. O. S. A.			RX PRORACING	Toyota GR86	8	6	1:51.816	1.212	0.091	123.9
9	70	Santiago Castilla			EFICAR TEAM	Toyota GR86	7	2	1:51.849	1.245	0.033	123.9
10	34	Adrian Alcantara de la Cruz			RX PRORACING	Toyota GR86	8	3	1:52.070	1.466	0.221	123.6
11	9	Marta Suria Soler			MOTORISMO RACING	Toyota GR86	8	7	1:53.285	2.681	1.215	122.3
12	13	Vicente Gabriel Valles			VSR MOTORSPORT	Toyota GR86	6	5	1:53.583	2.979	0.298	122.0
13	80	S. A. O. S. A.			ME-PRE	Toyota GR86	8	7	1:53.658	3.054	0.075	121.9

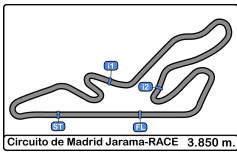
Publicado a las:.....

Temp Pista: ' &!', 'š Temp Aire: &+!- 'š Humedad: 25 % Estado Pista: SECA

Director Carrera:

Cronometrador:





# Circuito de Madrid Jarama - RACE

## GR Cup Spain

### Cronometrados 1

#### Tiempos Por Vuelta



4

Jose Antonio Chico Cadiz

Toyota GR86

19

Adrian Benito Ferrer

Toyota GR86

VSR MOTORSPORT

VSR MOTORSPORT

Vta	D	Tiempo	Sector 1	Sector 2	Sector 3	T. Spd	Elapsed	Vta	D	Tiempo	Sector 1	Sector 2	Sector 3	T. Spd	Elapsed
1		17:23:52.076	17:22:38.414	40.987	32.675	76.9	17:23:52.076	1		17:23:48.024	17:22:31.702	43.867	32.455	91.3	17:23:48.024
2		1:52.546	43.043	37.338	32.165	200.0	17:25:44.622	2		1:57.191	42.633	38.497	36.061	202.2	17:25:45.215
3		1:51.797	42.962	37.532	31.303	200.0	17:27:36.419	3		1:51.859	42.784	37.544	31.531	204.5	17:27:37.074
4		1:51.725	42.686	37.470	31.569	200.7	17:29:28.144	4		1:54.939	44.395	37.191	33.353	203.3	17:29:32.013
5		1:54.354	43.276	38.649	32.429	202.6	17:31:22.498	5		1:50.604	42.400	37.003	31.201	205.3	17:31:22.617
6		2:12.850 P	43.247	37.794	51.809	199.2	17:33:35.348	6		2:03.684	42.566	44.150	36.968	204.1	17:33:26.301

9

Marta Suria Soler

Toyota GR86

MOTORISMO RACING TEAM

Vta	D	Tiempo	Sector 1	Sector 2	Sector 3	T. Spd	Elapsed
1		17:23:45.824	17:22:27.625	44.859	33.340	86.4	17:23:45.824
2		1:54.590	43.916	38.543	32.131	198.1	17:25:40.414
3		1:53.612	43.592	38.002	32.018	200.7	17:27:34.026
4		1:53.325	43.391	38.102	31.832	200.7	17:29:27.351
5		2:31.667	56.692	53.249	41.726	195.2	17:31:59.018
6		1:53.797	43.735	38.225	31.837	202.6	17:33:52.815
7		1:53.285	43.659	37.956	31.670	202.6	17:35:46.100
8		1:53.327	43.575	38.087	31.665	201.4	17:37:39.427
9			55.183	45.254		134.3	

12

S. a. O. a. J. . . . .

Toyota GR86

RX PRORACING

Vta	D	Tiempo	Sector 1	Sector 2	Sector 3	T. Spd	Elapsed
1		17:23:20.674	17:22:08.356	39.308	33.010	94.6	17:23:20.674
2		1:53.155	43.772	37.558	31.825	197.8	17:25:13.829
3		2:00.537 P	43.802	38.455	38.280	197.0	17:27:14.366
4		2:50.031	1:40.326	37.666	32.039	83.5	17:30:04.397
5		1:52.214	43.009	37.587	31.618	200.7	17:31:56.611
6		1:51.816	42.892	37.373	31.551	201.1	17:33:48.427
7		1:51.960	42.828	37.311	31.821	203.3	17:35:40.387
8		2:11.488 P	45.541	44.183	41.764	202.2	17:37:51.875

13

Vicente Gabriel Valles

Toyota GR86

VSR MOTORSPORT

Vta	D	Tiempo	Sector 1	Sector 2	Sector 3	T. Spd	Elapsed
1		17:24:16.477 P	17:22:40.390	49.416	46.671	73.9	17:24:16.477
2		5:34.563	4:17.204	42.599	34.760	75.9	17:29:51.040
3		1:54.393	43.871	38.246	32.276	197.0	17:31:45.433
4		1:54.200	43.853	38.220	32.127	196.7	17:33:39.633
5		1:53.583	43.533	37.983	32.067	197.0	17:35:33.216
6		2:27.424 P	44.249	54.969	48.206	197.4	17:38:00.640

14

Ignacio Rodriguez

Toyota GR86

AVIASTEC\_RACING

Vta	D	Tiempo	Sector 1	Sector 2	Sector 3	T. Spd	Elapsed
1		17:24:15.286	17:22:49.815	48.925	36.546	79.4	17:24:15.286
2		1:51.181	42.759	37.205	31.217	200.7	17:26:06.467
3		1:51.739	42.769	37.521	31.449	203.0	17:27:58.206
4		1:51.496	42.690	37.273	31.533	203.0	17:29:49.702
5		2:15.562	49.403	51.614	34.545	203.7	17:32:05.264
6		2:12.294 P	43.078	40.931	48.285	204.1	17:34:17.558

23

Antonio Albacete Polo

Toyota GR86

ME-PRE

Vta	D	Tiempo	Sector 1	Sector 2	Sector 3	T. Spd	Elapsed
1		17:24:42.150	17:23:30.463	39.523	32.164	91.6	17:24:42.150
2		1:55.001	44.388	38.857	31.756	192.1	17:26:37.151
3		1:51.135	42.537	37.370	31.228	201.8	17:28:28.286
4		1:51.608	42.696	37.581	31.331	203.0	17:30:19.894
5		1:56.234	42.697	37.586	35.951	203.3	17:32:16.128
6		2:04.889	49.064	43.701	32.124	137.9	17:34:21.017
7		1:52.080	42.769	37.563	31.748	202.2	17:36:13.097
8		2:25.788 P	55.720	45.556	44.512	109.0	17:38:38.885

30

Marcos de Diego

Toyota GR86

EFICAR TEAM

Vta	D	Tiempo	Sector 1	Sector 2	Sector 3	T. Spd	Elapsed
1		17:24:19.916	17:23:02.933	42.198	34.785	75.4	17:24:19.916
2		2:06.461	49.712	44.381	32.368	157.2	17:26:26.377
3		1:51.287	42.818	37.409	31.060	202.6	17:28:17.664
4		1:52.213	42.859	37.392	31.962	203.0	17:30:09.877
5		1:51.627	42.810	37.241	31.576	203.7	17:32:01.504
6		1:51.565	42.707	37.516	31.342	204.5	17:33:53.069
7		2:08.814 P	42.622	37.564	48.628	207.2	17:36:01.883

33

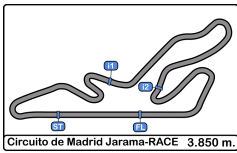
Felix Aparicio

Toyota GR86

EFICAR TEAM

Vta	D	Tiempo	Sector 1	Sector 2	Sector 3	T. Spd	Elapsed
1		17:23:49.739	17:22:24.519	52.273	32.947	86.1	17:23:49.739
2		1:51.701	42.935	37.228	31.538	199.6	17:25:41.440
3		1:58.851	43.751	42.962	32.138	200.3	17:27:40.291
4		1:50.895	42.570	37.175	31.150	199.6	17:29:31.186
5		1:52.779	44.310	37.176	31.293	161.6	17:31:23.965
6		1:59.522	42.540	39.388	37.594	200.0	17:33:23.487
7		2:07.337	42.886	48.998	35.453	198.1	17:35:30.824
8		2:06.513	47.770	46.016	32.727	186.5	17:37:37.337
9			52.242	42.992		137.5	





Circuito de Madrid Jarama - RACE

GR Cup Spain

Cronometrados 1

Tiempos Por Vuelta



34

Adrian Alcantara de la Cruz

Toyota GR86

RX PRORACING

Vta	D	Tiempo	Sector 1	Sector 2	Sector 3	T. Spd	Elapsed
1		17:23:28.487	17:22:15.947	39.845	32.695	92.0	17:23:28.487
2		1:52.679	43.255	37.898	31.526	187.8	17:25:21.166
3		1:52.070	42.828	37.710	31.532	201.1	17:27:13.236
4		2:01.840 P	43.364	37.748	40.728	198.5	17:29:15.076
5		2:38.460	1:28.237	38.328	31.895	94.0	17:31:53.536
6		1:53.022	43.342	38.047	31.633	198.8	17:33:46.558
7		1:52.944	43.289	37.925	31.730	198.1	17:35:39.502
8		2:05.937 P	43.387	40.264	42.286	192.8	17:37:45.439

70

Santiago Castilla

Toyota GR86

EFICAR TEAM

Vta	D	Tiempo	Sector 1	Sector 2	Sector 3	T. Spd	Elapsed
1		17:24:28.933	17:23:19.056	38.225	31.652	95.4	17:24:28.933
2		1:51.849	43.032	37.361	31.456	201.8	17:26:20.782
3		2:03.052	46.443	44.191	32.418	175.6	17:28:23.834
4		1:51.891	42.981	37.530	31.380	201.1	17:30:15.725
5		2:02.353 P	42.864	38.333	41.156	203.7	17:32:18.078
6		3:43.641	2:31.921	39.978	31.742	100.1	17:36:01.719
7		2:14.910 P	48.723	43.424	42.763	190.1	17:38:16.629

80

3 • 88/03/21 •

Toyota GR86

ME-PRE

Vta	D	Tiempo	Sector 1	Sector 2	Sector 3	T. Spd	Elapsed
1		17:24:26.230	17:23:10.453	42.593	33.184	73.1	17:24:26.230
2		1:53.974	43.769	37.943	32.262	200.0	17:26:20.204
3		1:54.714	44.101	38.149	32.464	197.8	17:28:14.918
4		1:59.124	45.482	41.370	32.272	199.6	17:30:14.042
5		1:53.976	43.774	37.938	32.264	200.3	17:32:08.018
6		1:54.924	44.068	38.314	32.542	198.5	17:34:02.942
7		1:53.658	43.503	37.801	32.354	201.8	17:35:56.600
8		2:07.545 P	43.315	37.852	46.378	201.4	17:38:04.145

86

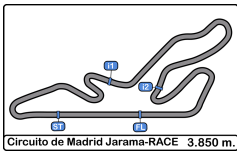
Clara Rodríguez Rodríguez

Toyota GR86

RX PRORACING

Vta	D	Tiempo	Sector 1	Sector 2	Sector 3	T. Spd	Elapsed
1		17:23:36.858	17:22:20.656	42.055	34.147	86.3	17:23:36.858
2		2:09.630 P	46.451	41.267	41.912	196.3	17:25:46.488
3		2:45.239	1:35.213	38.093	31.933	98.1	17:28:31.727
4		1:51.457	42.772	37.315	31.370	202.6	17:30:23.184
5		1:51.471	42.724	37.317	31.430	203.7	17:32:14.655
6		2:12.810	49.690	47.219	35.901	203.0	17:34:27.465
7		1:54.391	44.269	38.316	31.806	192.5	17:36:21.856
8		2:05.057 P	44.719	37.541	42.797	201.4	17:38:26.913





Circuito de Madrid Jarama - RACE

GR Cup Spain

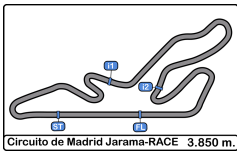
Cronometrados 1

Mejores Sectores



Sector - 1			Sector - 2			Sector - 3			Vta. Ideal vs Mejor Vta.						
Clas	B.	Piloto	Tiempo	B.	Piloto	Tiempo	B.	Piloto	Tiempo	Clas	B.	Piloto	Ideal Lap	Best Lap	Clas
1	19	Adrian Benito Ferrer	42.400	19	Adrian Benito Ferrer	37.003	30	Marcos de Diego	31.060	1	19	Adrian Benito Ferrer	1:50.604	1:50.604	1
2	23	Antonio Albacete Polo	42.537	33	Felix Aparicio	37.175	33	Felix Aparicio	31.150	2	33	Felix Aparicio	1:50.865	1:50.895	2
3	33	Felix Aparicio	42.540	14	Ignacio Rodriguez	37.205	19	Adrian Benito Ferrer	31.201	3	30	Marcos de Diego	1:50.923	1:51.287	5
4	30	Marcos de Diego	42.622	30	Marcos de Diego	37.241	14	Ignacio Rodriguez	31.217	4	14	Ignacio Rodriguez	1:51.112	1:51.181	4
5	4	Jose Antonio Chico Cadiz	42.686	12	Santiago Castilla	37.311	23	Antonio Albacete Polo	31.228	5	23	Antonio Albacete Polo	1:51.135	1:51.135	3
6	14	Ignacio Rodriguez	42.690	86	Jose Antonio Chico Cadiz	37.315	4	Jose Antonio Chico Cadiz	31.303	6	4	Jose Antonio Chico Cadiz	1:51.327	1:51.725	7
7	86	Jose Antonio Chico Cadiz	42.724	4	Jose Antonio Chico Cadiz	37.338	86	Jose Antonio Chico Cadiz	31.370	7	86	Jose Antonio Chico Cadiz	1:51.409	1:51.457	6
8	12	Santiago Castilla	42.828	70	Santiago Castilla	37.361	70	Santiago Castilla	31.380	8	70	Santiago Castilla	1:51.605	1:51.849	9
9	34	Adrian Alcantara de la Cruz	42.828	23	Antonio Albacete Polo	37.370	34	Adrian Alcantara de la Cruz	31.526	9	12	Santiago Castilla	1:51.690	1:51.816	8
10	70	Santiago Castilla	42.864	34	Adrian Alcantara de la Cruz	37.710	12	Santiago Castilla	31.551	10	34	Adrian Alcantara de la Cruz	1:52.064	1:52.070	10
11	80	Marta Suria Soler	43.315	80	Marta Suria Soler	37.801	9	Marta Suria Soler	31.665	11	9	Marta Suria Soler	1:53.012	1:53.285	11
12	9	Marta Suria Soler	43.391	9	Marta Suria Soler	37.956	13	Vicente Gabriel Valles	32.067	12	80	Marta Suria Soler	1:53.378	1:53.658	13
13	13	Vicente Gabriel Valles	43.533	13	Vicente Gabriel Valles	37.983	80	Marta Suria Soler	32.262	13	13	Vicente Gabriel Valles	1:53.583	1:53.583	12





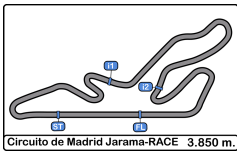
Circuito de Madrid Jarama - RACI  
GR Cup Spain  
Cronometrados 1  
5 Mejores Tiempos



Circuito de Madrid Jarama-RACE 3.850 m.

Cls	B.	Piloto	Cat	Cls	Equipo	Vehiculo	Mejor 1		Mejor 2		Mejor 3		Mejor 4		Mejor 5	
							Tiemp	Vta	Tiemp	Vta	Tiemp	Vta	Tiemp	Vta	Tiemp	Vta
1	19	Adrian Benito Ferrer			VSR MOTORSPORT	Toyota GR86	1:50.604	5	1:51.859	3	1:54.939	4	1:57.191	2	2:03.684	6
2	33	Felix Aparicio			EFICAR TEAM	Toyota GR86	1:50.895	4	1:51.701	2	1:52.779	5	1:58.851	3	1:59.522	6
3	23	Antonio Albacete Polo			ME-PRE	Toyota GR86	1:51.135	3	1:51.608	4	1:52.080	7	1:55.001	2	1:56.234	5
4	14	Ignacio Rodriguez			AVIASTEC_RACING	Toyota GR86	1:51.181	2	1:51.496	4	1:51.739	3	2:12.294	6	2:15.562	5
5	30	Marcos de Diego			EFICAR TEAM	Toyota GR86	1:51.287	3	1:51.565	6	1:51.627	5	1:52.213	4	2:06.461	2
6	86	Adrian Alcantara de la Cruz			RX PRORACING	Toyota GR86	1:51.457	4	1:51.471	5	1:54.391	7	2:05.057	8	2:09.630	2
7	4	Jose Antonio Chico Cadiz			VSR MOTORSPORT	Toyota GR86	1:51.725	4	1:51.797	3	1:52.546	2	1:54.354	5	2:12.850	6
8	12	Santiago Castilla			RX PRORACING	Toyota GR86	1:51.816	6	1:51.960	7	1:52.214	5	1:53.155	2	2:00.537	3
9	70	Santiago Castilla			EFICAR TEAM	Toyota GR86	1:51.849	2	1:51.891	4	2:02.353	5	2:03.052	3	2:14.910	7
10	34	Adrian Alcantara de la Cruz			RX PRORACING	Toyota GR86	1:52.070	3	1:52.679	2	1:52.944	7	1:53.022	6	2:01.840	4
11	9	Marta Suria Soler			MOTORISMO RACING	Toyota GR86	1:53.285	7	1:53.325	4	1:53.327	8	1:53.612	3	1:53.797	6
12	13	Vicente Gabriel Valles			VSR MOTORSPORT	Toyota GR86	1:53.583	5	1:54.200	4	1:54.393	3	2:27.424	6	5:34.563	2
13	80	Antonio Albacete Polo			ME-PRE	Toyota GR86	1:53.658	7	1:53.974	2	1:53.976	5	1:54.714	3	1:54.924	6



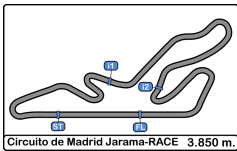


Circuito de Madrid Jarama - RACI  
GR Cup Spain  
Cronometrados 1  
5 Mejores Velocidades



Circuito de Madrid Jarama-RACE 3.850 m.

Clas	B.	Piloto	Cat	Cls	Equipo	Vehiculo	Top 1		Top 2		Top 3		Top 4		Top 5		Avg
							Km/h	Vta	Km/h	Vta	Km/h	Vta	Km/h	Vta	Km/h	Vta	
1	30	Marcos de Diego			EFICAR TEAM	Toyota GR86	207.2	7	204.5	6	203.7	5	203.0	4	202.6	3	204.2
2	19	Adrian Benito Ferrer			VSR MOTORSPORT	Toyota GR86	205.3	5	204.5	3	204.1	6	204.1	7	203.3	4	204.3
3	14	Ignacio Rodriguez			AVIASTEC_RACING	Toyota GR86	204.1	6	203.7	5	203.0	3	203.0	4	200.7	2	202.9
4	70	Santiago Castilla			EFICAR TEAM	Toyota GR86	203.7	5	201.8	2	201.1	4	190.1	7	175.6	3	194.5
5	86	Óscar Alarcón			RX PRORACING	Toyota GR86	203.7	5	203.0	6	202.6	4	201.4	8	196.3	2	201.4
6	12	Shay Alarcón			RX PRORACING	Toyota GR86	203.3	7	202.2	8	201.1	6	200.7	5	197.8	2	201.0
7	23	Antonio Albacete Polo			ME-PRE	Toyota GR86	203.3	5	203.0	4	202.2	7	201.8	3	192.1	2	200.5
8	4	Jose Antonio Chico Cadiz			VSR MOTORSPORT	Toyota GR86	202.6	5	200.7	4	200.0	2	200.0	3	199.2	6	200.5
9	9	Marta Suria Soler			MOTORISMO RACING TEAM	Toyota GR86	202.6	6	202.6	7	201.4	8	200.7	3	200.7	4	201.6
10	80	Shay Alarcón			ME-PRE	Toyota GR86	201.8	7	201.4	8	200.3	5	200.0	2	199.6	4	200.6
11	34	Adrian Alcantara de la Cruz			RX PRORACING	Toyota GR86	201.1	3	198.8	6	198.5	4	198.1	7	192.8	8	197.9
12	33	Felix Aparicio			EFICAR TEAM	Toyota GR86	200.3	3	200.0	6	199.6	2	199.6	4	198.1	7	199.5
13	13	Vicente Gabriel Valles			VSR MOTORSPORT	Toyota GR86	197.4	6	197.0	3	197.0	5	196.7	4	75.9	2	172.8



Circuito de Madrid Jarama - RACI

GR Cup Spain

Cronometrados 1

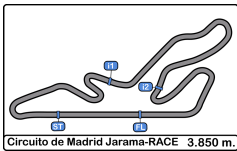
GYW YbVjUJi YfHg'Fzd]XUg



Vta	<cfU8#J	HjYa dc'GYg]Ob	B. Piloto	Cat	Equipo	Vehiculo	Tiempo	Km/h
2	17:25:13.829	4:13.829	12 S̄ ā Ōas]] • ÁŪ. .!^:		RX PRORACING	Toyota GR86	1:53.155	122.4
2	17:25:21.166	4:21.166	34 Adrian Alcantara de la Cruz		RX PRORACING	Toyota GR86	1:52.679	123.0
2	17:25:41.440	4:41.440	33 Felix Aparicio		EFICAR TEAM	Toyota GR86	1:51.701	124.0
2	17:26:06.467	5:06.467	14 Ignacio Rodriguez		AVIASTEC_RACING	Toyota GR86	1:51.181	124.6
3	17:28:28.286	7:28.286	23 Antonio Albacete Polo		ME-PRE	Toyota GR86	1:51.135	124.7
4	17:29:31.186	8:31.186	33 Felix Aparicio		EFICAR TEAM	Toyota GR86	1:50.895	124.9
5	17:31:22.617	10:22.617	19 Adrian Benito Ferrer		VSR MOTORSPORT	Toyota GR86	1:50.604	125.3





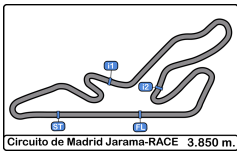


Circuito de Madrid Jarama - RACI  
GR Cup Spain  
Cronometrados 1



A Y'tf 'Azl ja UJY'cVUX'XY'9j Ybtr

B.	Piloto	Cat	Clas	Equipo	Vehiculo	Km/h	GYg Cb
23	Antonio Albacete Polo			ME-PRE	Toyota GR86	208.0	Entrenamiento Libre 1
30	Marcos de Diego			EFICAR TEAM	Toyota GR86	207.2	Cronometrados 1
12	Š a Őaš  • Ū. JA:			RX PRORACING	Toyota GR86	205.7	Entrenamiento Libre 1
14	Ignacio Rodriguez			AVIASTEC_RACING	Toyota GR86	205.7	Entrenamiento Libre 1
19	Adrian Benito Ferrer			VSR MOTORSPORT	Toyota GR86	205.3	Cronometrados 1
86	Ū'ba á  Őaš  Ū  á a' ^:			RX PRORACING	Toyota GR86	204.9	Entrenamiento Libre 1
9	Marta Suria Soler			MOTORISMO RACING	Toyota GR86	203.7	Entrenamiento Libre 1
70	Santiago Castilla			EFICAR TEAM	Toyota GR86	203.7	Cronometrados 1
34	Adrian Alcantara de la Cruz			RX PRORACING	Toyota GR86	203.0	Entrenamientos Colectivos
4	Jose Antonio Chico Cadiz			VSR MOTORSPORT	Toyota GR86	202.6	Cronometrados 1
80	3 • 8a Őaš  a^•			ME-PRE	Toyota GR86	201.8	Cronometrados 1
33	Felix Aparicio			EFICAR TEAM	Toyota GR86	200.3	Cronometrados 1
13	Vicente Gabriel Valles			VSR MOTORSPORT	Toyota GR86	197.4	Entrenamiento Libre 1



Circuito de Madrid Jarama - RACE

GR Cup Spain

Cronometrados 1

Tiempos Parada en Pit



12 Šárka Šimáčková Toyota GR86

RX PRORACING

B.	<cfU81J	Tiempo	Tiempo Salida	Tiempo Box	T. Box Total	Handicap	Diff.
1	17:27:11.446	17:27:11.446	17:28:12.504	1:01.058	1:01.058		

13 Vicente Gabriel Valles Toyota GR86

VSR MOTORSPORT

B.	<cfU81J	Tiempo	Tiempo Salida	Tiempo Box	T. Box Total	Handicap	Diff.
1	17:24:12.389	17:24:12.389	17:27:42.272	3:29.883	3:29.883		

34 Adrian Alcantara de la Cruz Toyota GR86

RX PRORACING

B.	<cfU81J	Tiempo	Tiempo Salida	Tiempo Box	T. Box Total	Handicap	Diff.
1	17:29:11.509	17:29:11.509	17:30:03.291	51.782	51.782		

70 Santiago Castilla Toyota GR86

EFICAR TEAM

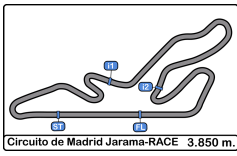
B.	<cfU81J	Tiempo	Tiempo Salida	Tiempo Box	T. Box Total	Handicap	Diff.
1	17:32:15.021	17:32:15.021	17:34:10.187	1:55.166	1:55.166		

86 Carlos Rodríguez Toyota GR86

RX PRORACING

B.	<cfU81J	Tiempo	Tiempo Salida	Tiempo Box	T. Box Total	Handicap	Diff.
1	17:25:43.090	17:25:43.090	17:26:38.848	55.758	55.758		



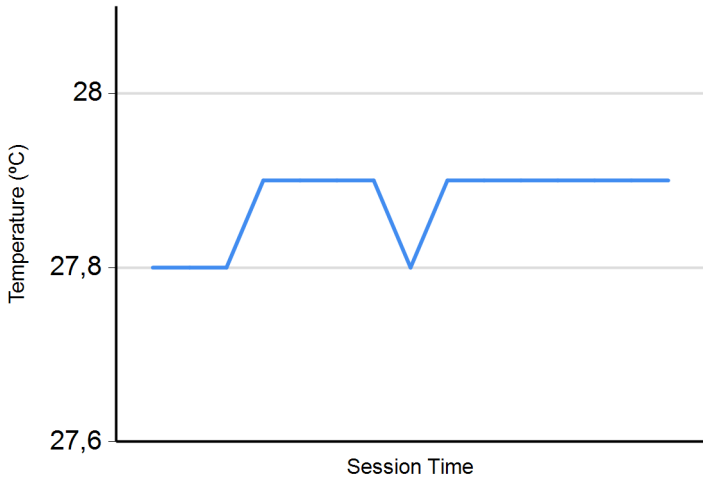


Circuito de Madrid Jarama - RACI  
 GR Cup Spain  
 Cronometrados 1

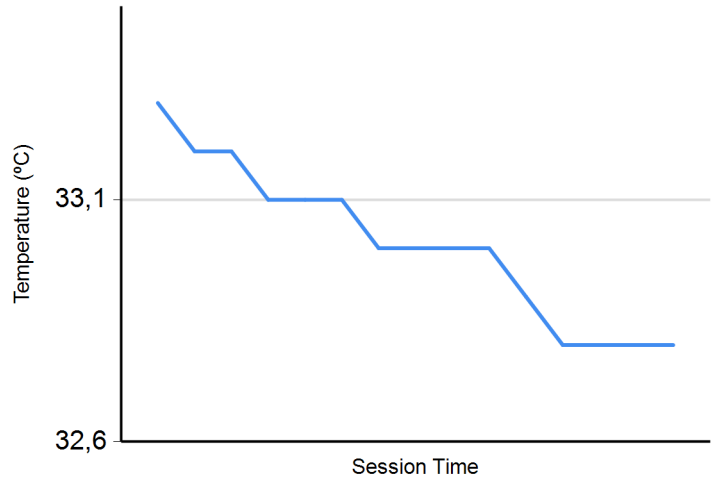


abZfa YA YHcfc`OE JvE

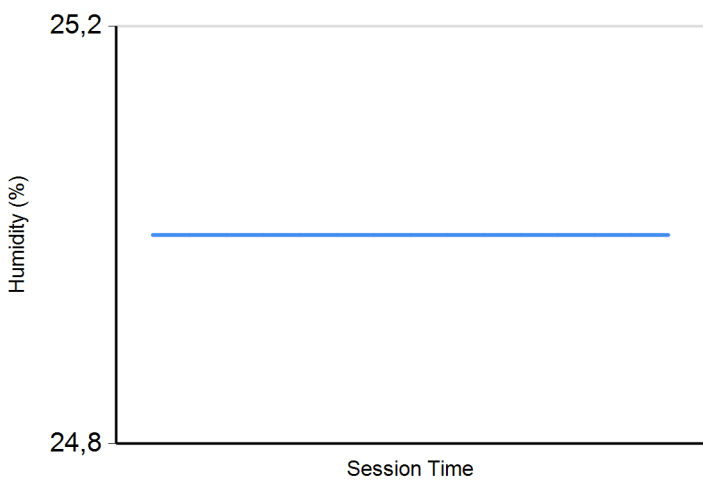
Temperatura Aire



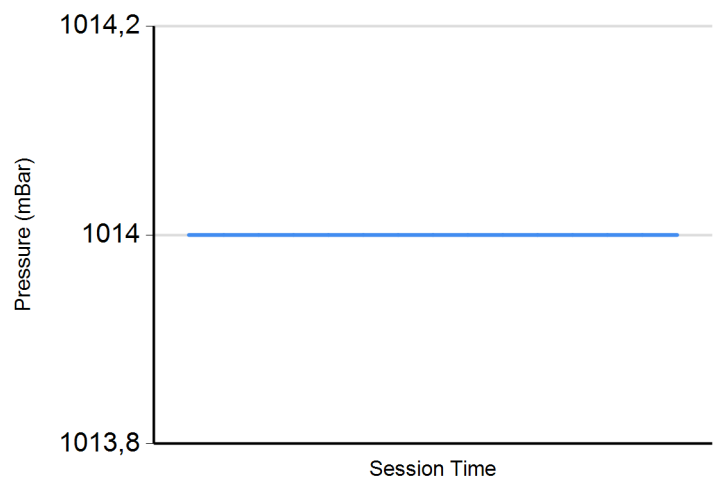
Temperatura Pista



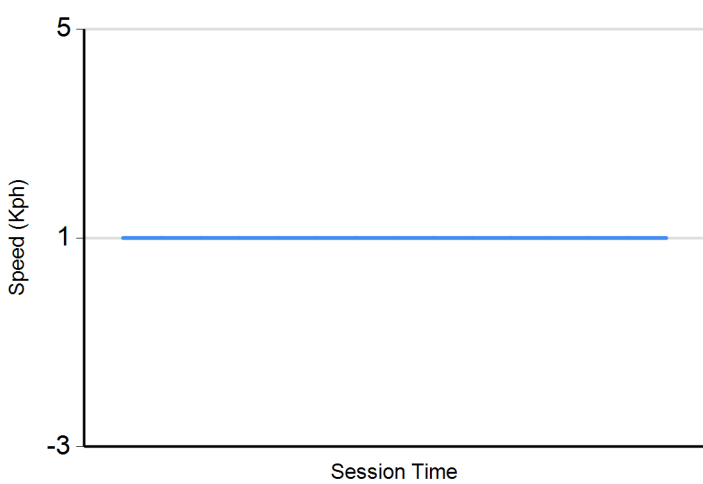
Humedad



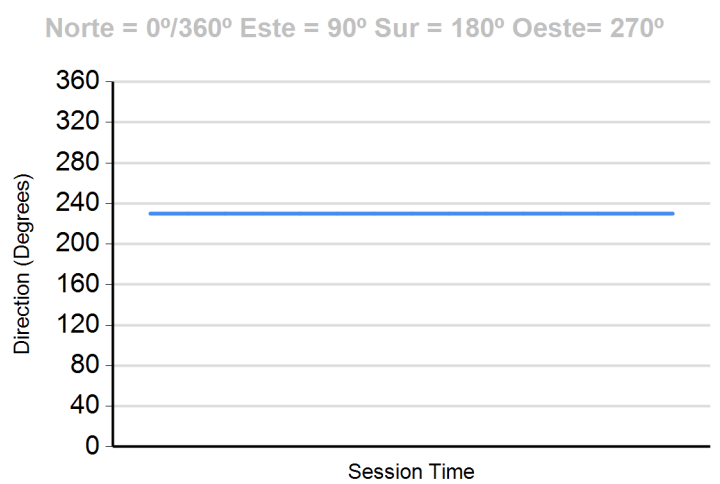
Presión

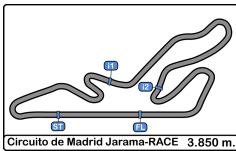


Velocidad Viento



Dirección Viento





Circuito de Madrid Jarama - RACE  
GR Cup Spain  
Cronometrados 1  
Resultados Finales



Clas	B.	Piloto	Cat	Clas	Equipo	Vehiculo	Vtas.	Mejor	Tiempo	81Z%	Interval	Km/h
1	19	Adrian Benito Ferrer			VSR MOTORSPORT	Toyota GR86	8	5	1:50.604			125.3
2	33	Felix Aparicio			EFICAR TEAM	Toyota GR86	9	4	1:50.895	0.291	0.291	124.9
3	23	Antonio Albacete Polo			ME-PRE	Toyota GR86	8	3	1:51.135	0.531	0.240	124.7
4	14	Ignacio Rodriguez			AVIASTEC_RACING	Toyota GR86	6	2	1:51.181	0.577	0.046	124.6
5	30	Marcos de Diego			EFICAR TEAM	Toyota GR86	7	3	1:51.287	0.683	0.106	124.5
6	86	Óscar Alarcón			RX PRORACING	Toyota GR86	8	4	1:51.457	0.853	0.170	124.3
7	4	Jose Antonio Chico Cadiz			VSR MOTORSPORT	Toyota GR86	6	4	1:51.725	1.121	0.268	124.0
8	12	Sergio Álvarez			RX PRORACING	Toyota GR86	8	6	1:51.816	1.212	0.091	123.9
9	70	Santiago Castilla			EFICAR TEAM	Toyota GR86	7	2	1:51.849	1.245	0.033	123.9
10	34	Adrian Alcantara de la Cruz			RX PRORACING	Toyota GR86	8	3	1:52.070	1.466	0.221	123.6
11	9	Marta Suria Soler			MOTORISMO RACING TEAM	Toyota GR86	9	7	1:53.285	2.681	1.215	122.3
12	13	Vicente Gabriel Valles			VSR MOTORSPORT	Toyota GR86	6	5	1:53.583	2.979	0.298	122.0
13	80	Sergio Álvarez			ME-PRE	Toyota GR86	8	7	1:53.658	3.054	0.075	121.9

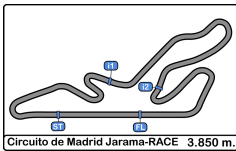
Publicado a las:.....

Temp Pista: 18,57 Temp Aire: 18,57 Humedad: 25 % Estado Pista: SECA

Comisarios Deportivos:

Cronometrador:





**Circuito de Madrid Jarama - RACI**  
**GR Cup Spain**  
**Carrera 1 (25'+1V)**  
**Resultados Provisionales**



Clas	B.	Piloto	Cat	Clas	Equipo	Vehiculo	Vtas.	Tiempo Total	8 Z%	Interval	Km/h	Mejor	Tiempo	Km/h
1	19	Adrian Benito Ferrer			VSR MOTORSPORT	Toyota GR86	15	27:57.219			123.9	2	1:50.859	125.0
2	86	Adrian Benito Ferrer			RX PRORACING	Toyota GR86	15	28:02.924	5.705	5.705	123.5	4	1:51.511	124.2
3	30	Marcos de Diego			EFICAR TEAM	Toyota GR86	15	28:08.862	11.643	5.938	123.1	5	1:51.554	124.2
4	23	Antonio Albacete Polo			ME-PRE	Toyota GR86	15	28:10.097	12.878	1.235	123.0	4	1:51.617	124.1
5	70	Santiago Castilla			EFICAR TEAM	Toyota GR86	15	28:15.055	17.836	4.958	122.6	3	1:52.049	123.6
6	4	Jose Antonio Chico Cadiz			VSR MOTORSPORT	Toyota GR86	15	28:22.503	25.284	7.448	122.1	3	1:52.082	123.6
7	9	Marta Suria Soler			MOTORISMO RACING	Toyota GR86	15	28:25.617	28.398	3.114	121.8	11	1:52.793	122.8
8	34	Adrian Alcantara de la Cruz			RX PRORACING	Toyota GR86	15	28:26.411	29.192	0.794	121.8	7	1:52.846	122.8
9	13	Vicente Gabriel Valles			VSR MOTORSPORT	Toyota GR86	15	28:26.780	29.561	0.369	121.8	12	1:52.794	122.8
10	14	Ignacio Rodriguez			AVIASTEC_RACING	Toyota GR86	15	28:36.184	38.965	9.404	121.1	3	1:51.200	124.6
11	80	Adrian Benito Ferrer			ME-PRE	Toyota GR86	15	29:22.616	1:25.397	46.432	117.9	3	1:54.426	121.1
12	12	Adrian Benito Ferrer			RX PRORACING	Toyota GR86	14	27:08.905	1 Vta.	1 Vta.	119.1	7	1:52.136	123.5

**Not classified: (Requirements: 75% of number laps of leader = 12 Laps)**

33	Felix Aparicio			EFICAR TEAM	Toyota GR86	11	28:38.955	4 Vtas.	3 Vtas.	88.6	6	1:51.375	124.4
----	----------------	--	--	-------------	-------------	----	-----------	---------	---------	------	---	----------	-------

JHU"FdXU5Xf]Ub'6Yb]tc: YffYf`Yb`%)\$, )-`U%&)'\$?a #`Yb`UjHU"&

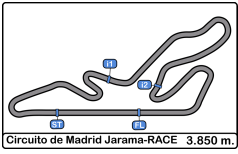
Publicado a las:.....

Temp Pista: &,"+'\$7 Temp Aire: &+'\$'57 Humedad: 26 % Estado Pista: SECA

Director Carrera:

Cronometrador:





Circuito de Madrid Jarama - RACI  
 GR Cup Spain  
 Carrera 1 (25'+1V)  
 Resultados Provisionales



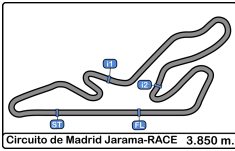
Publicado a las:.....

Temp Pista: 8, "4' 57 Temp Aire: 8, "5' 57 Humedad: 26 % Estado Pista: SECA

Director Carrera:

Cronometrador:





Circuito de Madrid Jarama - RACI  
GR Cup Spain  
Carrera 1 (25'+1V)



Circuito de Madrid Jarama-RACE 3.850 m.

F Ygi `hUXcg`Dfcj jg]cbUYg'dcf 7 UN[ cf jU

Clas	B.	Piloto	Cat	Clas	Equipo	Vehiculo	Vtas.	Tiempo Total	8 JZ%	Interval	Km/h	Mejor	Tiemp	Km/h
1	19	Adrian Benito Ferrer			VSR MOTORSPORT	Toyota GR86	15	27:57.219			123.9	2	1:50.85	125.0
2	86	Óscar Alcántara			RX PRORACING	Toyota GR86	15	28:02.924	5.705	5.705	123.5	4	1:51.51	124.2
3	30	Marcos de Diego			EFICAR TEAM	Toyota GR86	15	28:08.862	11.643	5.938	123.1	5	1:51.55	124.2
4	23	Antonio Albacete Polo			ME-PRE	Toyota GR86	15	28:10.097	12.878	1.235	123.0	4	1:51.61	124.1
5	70	Santiago Castilla			EFICAR TEAM	Toyota GR86	15	28:15.055	17.836	4.958	122.6	3	1:52.04	123.6
6	4	Jose Antonio Chico Cadiz			VSR MOTORSPORT	Toyota GR86	15	28:22.503	25.284	7.448	122.1	3	1:52.08	123.6
7	9	Marta Suria Soler			MOTORISMO RACING	Toyota GR86	15	28:25.617	28.398	3.114	121.8	11	1:52.79	122.8
8	34	Adrian Alcántara de la Cruz			RX PRORACING	Toyota GR86	15	28:26.411	29.192	0.794	121.8	7	1:52.84	122.8
9	13	Vicente Gabriel Valles			VSR MOTORSPORT	Toyota GR86	15	28:26.780	29.561	0.369	121.8	12	1:52.79	122.8
10	14	Ignacio Rodriguez			AVIASTEC_RACING	Toyota GR86	15	28:36.184	38.965	9.404	121.1	3	1:51.20	124.6
11	80	3.º Oscar Alcántara			ME-PRE	Toyota GR86	15	29:22.616	1:25.397	46.432	117.9	3	1:54.42	121.1
12	12	Óscar Alcántara			RX PRORACING	Toyota GR86	14	27:08.905	1 Vta.	1 Vta.	119.1	7	1:52.13	123.5

Not classified: (Requirements: 75% of number laps of leader = 12 Laps)

33	Felix Aparicio			EFICAR TEAM	Toyota GR86	11	28:38.955	4 Vtas.	3 Vtas.	88.6	6	1:51.37	124.4
----	----------------	--	--	-------------	-------------	----	-----------	---------	---------	------	---	---------	-------

JHU`FzdjXU5 Xf]Ub'6 Yb]tc': YffY`Yb`%) \$", ) - U%&) '\$?a # `Yb`Uj HU`&

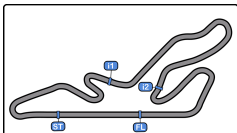
Publicado a las:.....

Temp Pista: & "+`S7 Temp Aire: &+"\$`S7 Humedad: 26 % Estado Pista: SECA

Director Carrera:

Cronometrador:





Circuito de Madrid Jarama-RACE 3.850 m.

Circuito de Madrid Jarama - RACE

GR Cup Spain

Carrera 1 (25'+1V)



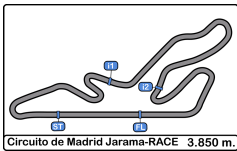
GR Cup Spain

7`Ug]ZVUW]0B`Dfcj ]g]cbU`dcf`Ji YHUFzd]XUXYD]cfc

Cl	B.	Equipo/Concursante	Vehiculo	Piloto	Cat	Cl	Vtas.	Mejor	Tiempo	8]Z%	Interval	Km/h
1	19	VSR MOTORSPORT	Toyota GR86	Adrian Benito Ferrer			15	2	1:50.859			125.0
2	14	Ignacio Rodriguez	Toyota GR86	Ignacio Rodriguez			15	3	1:51.200	0.341	0.341	124.6
3	33	EFICAR TEAM	Toyota GR86	Felix Aparicio			11	6	1:51.375	0.516	0.175	124.4
4	86	VUÿUVGÖÜÜCE-CE	Toyota GR86	Q^`lã à! [ Ö&@) Ä! à!ã`^:			15	4	1:51.511	0.652	0.136	124.2
5	30	EFICAR TEAM	Toyota GR86	Marcos de Diego			15	5	1:51.554	0.695	0.043	124.2
6	23	Antonio Albacete	Toyota GR86	Antonio Albacete Polo			15	4	1:51.617	0.758	0.063	124.1
7	70	EFICAR TEAM	Toyota GR86	Santiago Castilla			15	3	1:52.049	1.190	0.432	123.6
8	4	VSR MOTORSPORT	Toyota GR86	Jose Antonio Chico Cadiz			15	3	1:52.082	1.223	0.033	123.6
9	12	RX PRORACING	Toyota GR86	Š`ã Ö&@! •Ä.!.!^:			14	7	1:52.136	1.277	0.054	123.5
10	9	MOTORISMO RACING TEAM	Toyota GR86	Marta Suria Soler			15	11	1:52.793	1.934	0.657	122.8
11	13	VSR MOTORSPORT	Toyota GR86	Vicente Gabriel Valles			15	12	1:52.794	1.935	0.001	122.8
12	34	ÖÜÖWÖÖÜ ÖÖÜÜVÖZÖPÜÜÖÄ	Toyota GR86	Adrian Alcantara de la Cruz			15	7	1:52.846	1.987	0.052	122.8
13	80	Oscar Canales Moriano	Toyota GR86	3`ã Ö&@! ä!•			15	3	1:54.426	3.567	1.580	121.1



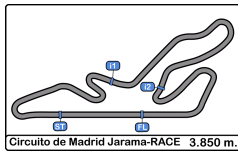




Circuito de Madrid Jarama - RACI  
 GR Cup Spain  
 Carrera 1 (25'+1V)  
 Distancia y Velocidad Media



Clas	B.	Piloto	Cat	Clas	Equipo	Vehiculo	Vtas.	Distancia	Tiempo Total	Km/h
1	19	Adrian Benito Ferrer			VSR MOTORSPORT	Toyota GR86	15	57.75	27:57.219	123.9
2	86	Štěpán Ádám			RX PRORACING	Toyota GR86	15	57.75	28:02.924	123.5
3	30	Marcos de Diego			EFICAR TEAM	Toyota GR86	15	57.75	28:08.862	123.1
4	23	Antonio Albacete Polo			ME-PRE	Toyota GR86	15	57.75	28:10.097	123.0
5	70	Santiago Castilla			EFICAR TEAM	Toyota GR86	15	57.75	28:15.055	122.6
6	4	Jose Antonio Chico Cadiz			VSR MOTORSPORT	Toyota GR86	15	57.75	28:22.503	122.1
7	9	Marta Suria Soler			MOTORISMO RACING TEAM	Toyota GR86	15	57.75	28:25.617	121.8
8	34	Adrian Alcantara de la Cruz			RX PRORACING	Toyota GR86	15	57.75	28:26.411	121.8
9	13	Vicente Gabriel Valles			VSR MOTORSPORT	Toyota GR86	15	57.75	28:26.780	121.8
10	14	Ignacio Rodriguez			AVIASTEC_RACING	Toyota GR86	15	57.75	28:36.184	121.1
11	80	Štěpán Ádám			ME-PRE	Toyota GR86	15	57.75	29:22.616	117.9
12	12	Štěpán Ádám			RX PRORACING	Toyota GR86	14	53.90	27:08.905	119.1
13	33	Felix Aparicio			EFICAR TEAM	Toyota GR86	11	42.35	28:38.955	88.6



Circuito de Madrid Jarama - RACI

GR Cup Spain

Carrera 1 (25'+1V)

Tiempos Por Vuelta



4

Jose Antonio Chico Cadiz

Toyota GR86 13

Vicente Gabriel Valles

Toyota GR86

VSR MOTORSPORT

VSR MOTORSPORT

Vta	D	Tiempo	Sector 1	Sector 2	Sector 3	T. Spd	Elapsed	Vta	D	Tiempo	Sector 1	Sector 2	Sector 3	T. Spd	Elapsed
1		1:55.757	45.958	37.991	31.808	113.0	1:55.757	1		1:59.967	48.719	38.745	32.503	123.7	1:59.967
2		1:53.022	43.386	38.060	31.576	201.1	3:48.779	2		1:53.389	43.410	38.029	31.950	200.3	3:53.356
3		1:52.082	42.643	37.652	31.787	203.0	5:40.861	3		1:53.035	43.047	37.974	32.014	200.7	5:46.391
4		1:53.074	43.294	37.944	31.836	202.6	7:33.935	4		1:53.045	43.050	38.129	31.866	202.6	7:39.436
5		1:53.841	44.186	37.783	31.872	200.7	9:27.776	5		1:53.466	43.341	38.140	31.985	201.8	9:32.902
6		1:53.839	43.338	38.402	32.099	203.3	11:21.615	6		1:53.085	43.174	37.966	31.945	200.7	11:25.987
7		1:53.302	43.572	37.893	31.837	200.7	13:14.917	7		1:53.818	43.847	37.965	32.006	202.6	13:19.805
8		1:52.692	43.192	37.778	31.722	201.4	15:07.609	8		1:53.457	43.244	38.063	32.150	201.8	15:13.262
9		1:52.644	43.129	37.594	31.921	200.7	17:00.253	9		1:52.871	43.110	37.881	31.880	198.8	17:06.133
10		1:53.232	43.368	37.897	31.967	200.7	18:53.485	10		1:53.362	43.380	37.942	32.040	204.9	18:59.495
11		1:54.046	44.183	37.829	32.034	193.8	20:47.531	11		1:53.406	43.521	37.991	31.894	199.6	20:52.901
12		1:54.144	43.867	38.279	31.998	197.4	22:41.675	12		1:52.794	43.208	37.705	31.881	201.8	22:45.695
13		1:53.700	43.572	38.130	31.998	200.0	24:35.375	13		1:53.885	43.109	38.448	32.328	203.3	24:39.580
14		1:53.574	43.657	38.037	31.880	200.0	26:28.949	14		1:53.662	43.122	38.339	32.201	202.6	26:33.242
15		1:53.554	43.497	37.998	32.059	197.4	28:22.503	15		1:53.538	43.226	38.390	31.922	202.6	28:26.780

9

Marta Suria Soler

Toyota GR86 14

Ignacio Rodriguez

Toyota GR86

MOTORISMO RACING TEAM

AVIASTEC\_RACING

Vta	D	Tiempo	Sector 1	Sector 2	Sector 3	T. Spd	Elapsed	Vta	D	Tiempo	Sector 1	Sector 2	Sector 3	T. Spd	Elapsed
1		1:58.321	47.633	38.407	32.281	122.5	1:58.321	1		1:54.564	45.513	37.547	31.504	110.2	1:54.564
2		1:53.660	43.780	38.159	31.721	199.6	3:51.981	2		1:51.427	42.790	37.243	31.394	200.7	3:45.991
3		1:53.270	43.404	38.074	31.792	204.1	5:45.251	3		1:51.200	42.694	37.267	31.239	204.9	5:37.191
4		1:53.213	43.359	38.118	31.736	203.3	7:38.464	4		1:51.438	42.596	37.481	31.361	204.5	7:28.629
5		1:53.812	43.644	38.432	31.736	203.3	9:32.276	5		1:51.936	42.879	37.624	31.433	204.1	9:20.565
6		1:53.203	43.314	38.152	31.737	203.3	11:25.479	6		1:52.153	42.905	37.439	31.809	203.3	11:12.718
7		1:53.382	43.372	38.066	31.944	202.6	13:18.861	7		1:53.488	42.944	38.574	31.970	203.7	13:06.206
8		1:52.976	43.318	37.930	31.728	203.3	15:11.837	8		1:52.199	42.996	37.617	31.586	203.7	14:58.405
9		1:53.293	43.442	38.072	31.779	201.8	17:05.130	9		1:52.087	42.800	37.688	31.599	204.9	16:50.492
10		1:53.328	43.487	38.070	31.771	202.6	18:58.458	10		1:52.474	43.116	37.731	31.627	204.5	18:42.966
11		1:52.793	43.291	37.836	31.666	203.7	20:51.251	11		1:52.542	42.923	37.874	31.745	203.7	20:35.508
12		1:53.203	43.437	38.063	31.703	202.6	22:44.454	12		1:52.212	42.786	37.835	31.591	204.1	22:27.720
13		1:53.956	43.502	38.404	32.050	204.1	24:38.410	13		2:18.374	43.543	38.430	56.401	204.9	24:46.094
14		1:53.568	43.673	38.134	31.761	204.5	26:31.978	14		1:55.512	44.113	38.760	32.639	183.6	26:41.606
15		1:53.639	43.582	38.205	31.852	203.0	28:25.617	15		1:54.578	43.937	38.486	32.155	187.1	28:36.184

12

S. A. O. S. A. J. A. R. A. M. A.

Toyota GR86 19

Adrian Benito Ferrer

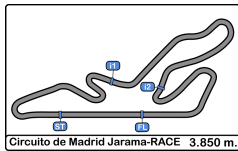
Toyota GR86

RX PRORACING

VSR MOTORSPORT

Vta	D	Tiempo	Sector 1	Sector 2	Sector 3	T. Spd	Elapsed	Vta	D	Tiempo	Sector 1	Sector 2	Sector 3	T. Spd	Elapsed
1		1:57.426	47.150	38.287	31.989	115.1	1:57.426	1		1:52.771	44.113	37.411	31.247	101.4	1:52.771
2		1:52.947	43.510	37.781	31.656	204.1	3:50.373	2		1:50.859	42.698	37.035	31.126	201.1	3:43.630
3		1:52.780	43.051	37.628	32.101	204.9	5:43.153	3		1:50.932	42.524	37.147	31.261	203.3	5:34.562
4		1:52.304	42.996	37.659	31.649	203.0	7:35.457	4		1:50.982	42.627	37.116	31.239	202.2	7:25.544
5		1:53.016	43.949	37.498	31.569	203.0	9:28.473	5		1:50.995	42.656	37.182	31.157	203.0	9:16.539
6		1:53.335	43.290	38.114	31.931	206.1	11:21.808	6		1:51.069	42.579	37.235	31.255	202.6	11:07.608
7		1:52.136	42.871	37.656	31.609	206.8	13:13.944	7		1:52.622	43.804	37.380	31.438	201.1	13:00.230
8		1:52.167	43.024	37.455	31.688	203.3	15:06.111	8		1:51.567	42.784	37.225	31.558	201.8	14:51.797
9		1:52.548	43.275	37.571	31.702	204.5	16:58.659	9		1:52.123	42.789	37.494	31.840	203.0	16:43.920
10		1:52.275	43.001	37.584	31.690	204.9	18:50.934	10		1:55.138	45.498	37.979	31.661	201.8	18:39.058
11		1:52.760	43.244	37.883	31.633	206.1	20:43.694	11		1:51.391	42.741	37.337	31.313	203.0	20:30.449
12		1:53.711	44.034	37.768	31.909	207.2	22:37.405	12		1:51.556	42.831	37.388	31.337	203.0	22:22.005
13		1:53.835	43.215	37.919	32.701	203.0	24:31.240	13		1:51.635	42.846	37.362	31.427	203.0	24:13.640
14		2:37.665 P	45.842	46.769	1:05.054	201.4	27:08.905	14		1:51.622	42.732	37.488	31.402	203.0	26:05.262
								15		1:51.957	42.841	37.558	31.558	202.6	27:57.219





Circuito de Madrid Jarama - RACI  
GR Cup Spain  
Carrera 1 (25'+1V)  
Tiempos Por Vuelta



23

Antonio Albacete Polo

Toyota GR86 34

Adrian Alcantara de la Cruz

Toyota GR86

ME-PRE

RX PRORACING

Vta	D	Tiempo	Sector 1	Sector 2	Sector 3	T. Spd	Elapsed	Vta	D	Tiempo	Sector 1	Sector 2	Sector 3	T. Spd	Elapsed
1		1:54.031	44.752	37.627	31.652	105.6	1:54.031	1		1:58.688	47.921	38.572	32.195	120.1	1:58.688
2		1:52.963	44.009	37.557	31.397	203.0	3:46.994	2		1:54.076	43.828	38.123	32.125	202.6	3:52.764
3		1:52.020	42.630	37.654	31.736	205.7	5:39.014	3		1:52.935	42.983	38.062	31.890	202.6	5:45.699
4		1:51.617	42.540	37.695	31.382	205.3	7:30.631	4		1:53.248	43.362	38.030	31.856	205.3	7:38.947
5		1:51.907	42.827	37.629	31.451	205.7	9:22.538	5		1:54.105	43.333	39.098	31.674	203.0	9:33.052
6		1:52.457	43.376	37.615	31.466	205.3	11:14.995	6		1:53.252	43.381	38.072	31.799	203.7	11:26.304
7		1:53.200	43.138	38.267	31.795	203.0	13:08.195	7		1:52.846	43.038	38.002	31.806	208.4	13:19.150
8		1:52.431	43.044	37.769	31.618	206.1	15:00.626	8		1:53.282	43.472	38.089	31.721	205.7	15:12.432
9		1:52.456	43.003	37.725	31.728	206.1	16:53.082	9		1:53.202	43.202	38.222	31.778	202.6	17:05.634
10		1:52.793	43.044	37.771	31.978	204.1	18:45.875	10		1:53.147	43.398	37.983	31.766	206.1	18:58.781
11		1:52.542	42.989	37.724	31.829	203.3	20:38.417	11		1:53.226	43.284	37.814	32.128	199.2	20:52.007
12		1:52.500	43.030	37.834	31.636	204.1	22:30.917	12		1:53.076	43.150	38.008	31.918	201.1	22:45.083
13		1:53.074	43.208	38.105	31.761	204.1	24:23.991	13		1:53.732	43.239	38.492	32.001	204.5	24:38.815
14		1:53.280	43.330	38.288	31.662	203.7	26:17.271	14		1:53.892	43.487	38.302	32.103	204.1	26:32.707
15		1:52.826	43.189	37.618	32.019	204.1	28:10.097	15		1:53.704	43.346	38.529	31.829	200.0	28:26.411

30

Marcos de Diego

Toyota GR86 70

Santiago Castilla

Toyota GR86

EFICAR TEAM

EFICAR TEAM

Vta	D	Tiempo	Sector 1	Sector 2	Sector 3	T. Spd	Elapsed	Vta	D	Tiempo	Sector 1	Sector 2	Sector 3	T. Spd	Elapsed
1		1:56.140	46.432	37.851	31.857	108.8	1:56.140	1		1:56.595	46.686	38.283	31.626	120.0	1:56.595
2		1:51.679	43.023	37.445	31.211	204.1	3:47.819	2		1:52.764	43.197	38.008	31.559	204.5	3:49.359
3		1:52.138	42.546	37.536	32.056	206.8	5:39.957	3		1:52.049	42.817	37.753	31.479	205.7	5:41.408
4		1:51.665	42.744	37.550	31.371	204.1	7:31.622	4		1:52.901	43.119	38.083	31.699	205.7	7:34.309
5		1:51.554	42.794	37.401	31.359	204.5	9:23.176	5		1:52.947	43.255	37.792	31.900	204.5	9:27.256
6		1:52.353	42.946	37.861	31.546	205.7	11:15.529	6		1:52.857	43.236	37.902	31.719	202.6	11:20.113
7		1:52.021	43.048	37.546	31.427	203.7	13:07.550	7		1:52.582	43.062	37.949	31.571	200.3	13:12.695
8		1:52.068	42.946	37.626	31.496	204.5	14:59.618	8		1:52.623	43.116	37.837	31.670	202.6	15:05.318
9		1:51.862	42.781	37.489	31.592	205.3	16:51.480	9		1:52.522	42.952	37.919	31.651	201.8	16:57.840
10		1:51.964	42.917	37.556	31.491	206.1	18:43.444	10		1:52.629	43.118	37.834	31.677	203.0	18:50.469
11		1:52.721	43.185	37.845	31.691	206.1	20:36.165	11		1:52.968	43.361	37.805	31.802	203.0	20:43.437
12		1:52.070	42.893	37.449	31.728	204.9	22:28.235	12		1:53.124	43.671	37.908	31.545	203.7	22:36.561
13		1:54.796	43.077	38.454	33.265	208.0	24:23.031	13		1:52.785	42.934	37.866	31.985	202.2	24:29.346
14		1:53.062	43.004	38.166	31.892	202.6	26:16.093	14		1:52.663	43.121	37.918	31.624	202.2	26:22.009
15		1:52.769	43.162	37.950	31.657	203.7	28:08.862	15		1:53.046	43.252	37.960	31.834	203.0	28:15.055

33

Felix Aparicio

Toyota GR86 80

3 • 8at/0ca/24"

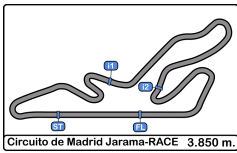
Toyota GR86

EFICAR TEAM

ME-PRE

Vta	D	Tiempo	Sector 1	Sector 2	Sector 3	T. Spd	Elapsed	Vta	D	Tiempo	Sector 1	Sector 2	Sector 3	T. Spd	Elapsed
1		3:12.826 P	1:39.926	48.520	44.380	65.0	3:12.826	1		2:00.479	49.575	38.678	32.226	125.1	2:00.479
2		5:06.206 P	3:31.889	48.751	45.566	59.6	8:19.032	2		1:54.845	43.998	38.325	32.522	191.4	3:55.324
3		5:16.118	4:06.309	38.212	31.597	90.6	13:35.150	3		1:54.426	43.786	38.353	32.287	197.8	5:49.750
4		1:51.683	42.729	37.373	31.581	197.8	15:26.833	4		1:54.818	43.712	38.665	32.441	200.3	7:44.568
5		1:51.784	43.118	37.303	31.363	198.8	17:18.617	5		1:55.325	43.895	38.697	32.733	200.0	9:39.893
6		1:51.375	42.628	37.402	31.345	198.8	19:09.992	6		1:56.111	44.605	38.677	32.829	194.2	11:36.004
7		1:51.429	42.605	37.337	31.487	199.2	21:01.421	7		1:55.396	44.364	38.713	32.319	193.5	13:31.400
8		1:52.664	43.026	37.746	31.892	199.6	22:54.085	8		1:55.309	43.969	38.520	32.820	198.1	15:26.709
9		1:53.281	42.989	38.139	32.153	198.8	24:47.366	9		1:59.127	45.111	40.560	33.456	188.4	17:25.836
10		1:56.624	43.617	40.254	32.753	193.8	26:43.990	10		1:59.427	45.242	40.331	33.854	193.5	19:25.263
11		1:54.965	43.064	38.283	33.618	198.8	28:38.955	11		1:59.414	44.963	40.244	34.207	192.1	21:24.677
12								12		1:59.844	45.347	40.479	34.018	189.4	23:24.521
13								13		1:58.778	45.067	39.880	33.831	193.5	25:23.299
14								14		1:58.415	45.260	39.477	33.678	188.4	27:21.714
15								15		2:00.902	46.000	40.545	34.357	182.1	29:22.616





Circuito de Madrid Jarama - RACI

GR Cup Spain

Carrera 1 (25'+1V)

Tiempos Por Vuelta



86

Óscar Rodríguez

Toyota GR86

RX PRORACING

Vta	D	Tiempo	Sector 1	Sector 2	Sector 3	T. Spd	Elapsed
1		1:54.788	45.714	37.570	31.504	113.4	1:54.788
2		1:51.622	42.930	37.178	31.514	204.9	3:46.410
3		1:51.693	42.773	37.457	31.463	206.1	5:38.103
4		1:51.511	42.510	37.531	31.470	205.3	7:29.614
5		1:51.773	42.797	37.519	31.457	204.1	9:21.387
6		1:51.664	42.672	37.501	31.491	205.3	11:13.051
7		1:52.368	43.003	37.822	31.543	206.8	13:05.419
8		1:51.735	42.762	37.520	31.453	201.8	14:57.154
9		1:51.666	42.816	37.481	31.369	201.4	16:48.820
10		1:51.878	42.910	37.517	31.451	203.7	18:40.698
11		1:51.956	42.835	37.567	31.554	203.7	20:32.654
12		1:51.883	42.841	37.559	31.483	203.7	22:24.537
13		1:52.210	42.930	37.632	31.648	203.0	24:16.747
14		1:52.742	42.994	37.903	31.845	203.3	26:09.489
15		1:53.435	43.308	38.120	32.007	202.6	28:02.924





# Circuito de Madrid Jarama - RACI

## GR Cup Spain

### Carrera 1 (25'+1V)

5 bz `jg]g



#### Num Tiempo Vta. 8 ]Z%g

##### Vta 1

19	1:52.771	
23	1:54.031	01.260
14	1:54.564	01.793
86	1:54.788	02.017
4	1:55.757	02.986
30	1:56.140	03.369
70	1:56.595	03.824
12	1:57.426	04.655
9	1:58.321	05.550
34	1:58.688	05.917
13	1:59.967	07.196
80	2:00.479	07.708
33	3:12.826	1:20.055

#### Num Tiempo Vta. 8 ]Z%g

##### Vta 2

19	1:50.859	
14	1:51.427	02.361
86	1:51.622	02.780
23	1:52.963	03.364
30	1:51.679	04.189
4	1:53.022	05.149
70	1:52.764	05.729
12	1:52.947	06.743
9	1:53.660	08.351
34	1:54.076	09.134
13	1:53.389	09.726
80	1:54.845	11.694

#### Num Tiempo Vta. 8 ]Z%g

##### Vta 3

19	1:50.932	
14	1:51.200	02.629
86	1:51.693	03.541
23	1:52.020	04.452
30	1:52.138	05.395
4	1:52.082	06.299
70	1:52.049	06.846
12	1:52.780	08.591
9	1:53.270	10.689
34	1:52.935	11.137
13	1:53.035	11.829
80	1:54.426	15.188

#### Num Tiempo Vta. 8 ]Z%g

##### Vta 4

19	1:50.982	
14	1:51.438	03.085
86	1:51.511	04.070
23	1:51.617	05.087
30	1:51.665	06.078
4	1:53.074	08.391
70	1:52.901	08.765
12	1:52.304	09.913
9	1:53.213	12.920
34	1:53.248	13.403
13	1:53.045	13.892
80	1:54.818	19.024

#### Num Tiempo Vta. 8 ]Z%g

##### Vta 5

33	5:06.206	2 Laps
----	----------	--------

19	1:50.995	
14	1:51.936	04.026
86	1:51.773	04.848
23	1:51.907	05.999
30	1:51.554	06.637
70	1:52.947	10.717
4	1:53.841	11.237
12	1:53.016	11.934
9	1:53.812	15.737
13	1:53.466	16.363
34	1:54.105	16.513
80	1:55.325	23.354

#### Num Tiempo Vta. 8 ]Z%g

##### Vta 6

19	1:51.069	
14	1:52.153	05.110
86	1:51.664	05.443
23	1:52.457	07.387
30	1:52.353	07.921
70	1:52.857	12.505
4	1:53.839	14.007
12	1:53.335	14.200
9	1:53.203	17.871
13	1:53.085	18.379
34	1:53.252	18.696
80	1:56.111	28.396

#### Num Tiempo Vta. 8 ]Z%g

##### Vta 7

19	1:52.622	
86	1:52.368	05.189
14	1:53.488	05.976
30	1:52.021	07.320
23	1:53.200	07.965
70	1:52.582	12.465
12	1:52.136	13.714
4	1:53.302	14.687
9	1:53.382	18.631
34	1:52.846	18.920
13	1:53.818	19.575
80	1:55.396	31.170

#### Num Tiempo Vta. 8 ]Z%g

##### Vta 8

33	5:16.118	4 Laps
----	----------	--------

19	1:51.567	
86	1:51.735	05.357
14	1:52.199	06.608
30	1:52.068	07.821
23	1:52.431	08.829
70	1:52.623	13.521
12	1:52.167	14.314
4	1:52.692	15.812
9	1:52.976	20.040
34	1:53.282	20.635

#### Num Tiempo Vta. 8 ]Z%g

##### Vta 9

13	1:53.457	21.465
80	1:55.309	34.912

33	1:51.683	4 Laps
----	----------	--------

19	1:52.123	
86	1:51.666	04.900
14	1:52.087	06.572
30	1:51.862	07.560
23	1:52.456	09.162
70	1:52.522	13.920
12	1:52.548	14.739
4	1:52.644	16.333
9	1:53.293	21.210
34	1:53.202	21.714
13	1:52.871	22.213

#### Num Tiempo Vta. 8 ]Z%g

##### Vta 10

33	1:51.784	4 Laps
80	1:59.127	41.916

19	1:55.138	
86	1:51.878	01.640
14	1:52.474	03.908
30	1:51.964	04.386
23	1:52.793	06.817
70	1:52.629	11.411
12	1:52.275	11.876
4	1:53.232	14.427
9	1:53.328	19.400
34	1:53.147	19.723
13	1:53.362	20.437

#### Num Tiempo Vta. 8 ]Z%g

##### Vta 11

33	1:51.375	4 Laps
80	1:59.427	46.205

19	1:51.391	
86	1:51.956	02.205
14	1:52.542	05.059
30	1:52.721	05.716
23	1:52.542	07.968
70	1:52.968	12.988
12	1:52.760	13.245
4	1:54.046	17.082
9	1:52.793	20.802
34	1:53.226	21.558
13	1:53.406	22.452

#### Num Tiempo Vta. 8 ]Z%g

##### Vta 12

33	1:51.429	4 Laps
80	1:59.414	54.228

19	1:51.556	
86	1:51.883	02.532
14	1:52.212	05.715
30	1:52.070	06.230
23	1:52.500	08.912
70	1:53.124	14.556

#### Num Tiempo Vta. 8 ]Z%g

##### Vta 13

12	1:53.711	15.400
4	1:54.144	19.670
9	1:53.203	22.449
34	1:53.076	23.078
13	1:52.794	23.690
33	1:52.664	4 Laps
80	1:59.844	1:02.516

#### Num Tiempo Vta. 8 ]Z%g

##### Vta 14

19	1:51.635	
86	1:52.210	03.107
30	1:54.796	09.391
23	1:53.074	10.351
70	1:52.785	15.706
12	1:53.835	17.600
4	1:53.700	21.735
9	1:53.956	24.770
34	1:53.732	25.175
13	1:53.885	25.940
14	2:18.374	32.454
33	1:53.281	4 Laps
80	1:58.778	1:09.659

#### Num Tiempo Vta. 8 ]Z%g

##### Vta 15

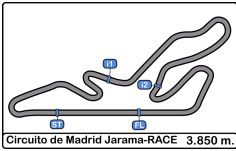
19	1:51.622	
86	1:52.742	04.227
30	1:53.062	10.831
23	1:53.280	12.009
70	1:52.663	16.747
4	1:53.574	23.687
9	1:53.568	26.716
34	1:53.892	27.445
13	1:53.662	27.980
14	1:55.512	36.344
33	1:56.624	4 Laps
12	2:37.665	1:03.643
80	1:58.415	1:16.452

#### Num Tiempo Vta. 8 ]Z%g

##### Vta 15

19	1:51.957	
86	1:53.435	05.705
30	1:52.769	11.643
23	1:52.826	12.878
70	1:53.046	17.836
4	1:53.554	25.284
9	1:53.639	28.398
34	1:53.704	29.192
13	1:53.538	29.561
14	1:54.578	38.965
33	1:54.965	4 Laps
80	2:00.902	1:25.397





Circuito de Madrid Jarama - RACI

GR Cup Spain

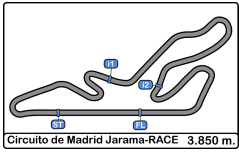
Carrera 1 (25'+1V)

Mejores Sectores



Sector - 1			Sector - 2			Sector - 3			Vta. Ideal vs Mejor Vta.						
Clas	B.	Piloto	Tiempo	B.	Piloto	Tiempo	B.	Piloto	Tiempo	Clas	B.	Piloto	Ideal Lap	Best Lap	Clas
1	86	Adrian Benito Ferrer	42.510	19	Adrian Benito Ferrer	37.035	19	Adrian Benito Ferrer	31.126	1	19	Adrian Benito Ferrer	1:50.685	1:50.859	1
2	19	Adrian Benito Ferrer	42.524	86	Adrian Benito Ferrer	37.178	30	Marcos de Diego	31.211	2	86	Adrian Benito Ferrer	1:51.057	1:51.511	4
3	23	Antonio Albacete Polo	42.540	14	Ignacio Rodriguez	37.243	14	Ignacio Rodriguez	31.239	3	14	Ignacio Rodriguez	1:51.078	1:51.200	2
4	30	Marcos de Diego	42.546	33	Felix Aparicio	37.303	33	Felix Aparicio	31.345	4	30	Marcos de Diego	1:51.158	1:51.554	5
5	14	Ignacio Rodriguez	42.596	30	Marcos de Diego	37.401	86	Adrian Benito Ferrer	31.369	5	33	Felix Aparicio	1:51.253	1:51.375	3
6	33	Felix Aparicio	42.605	12	Santiago Castilla	37.455	23	Antonio Albacete Polo	31.382	6	23	Antonio Albacete Polo	1:51.479	1:51.617	6
7	4	Jose Antonio Chico Cadiz	42.643	23	Antonio Albacete Polo	37.557	70	Santiago Castilla	31.479	7	4	Jose Antonio Chico Cadiz	1:51.813	1:52.082	8
8	70	Santiago Castilla	42.817	4	Jose Antonio Chico Cadiz	37.594	12	Santiago Castilla	31.569	8	12	Santiago Castilla	1:51.895	1:52.136	9
9	12	Santiago Castilla	42.871	13	Vicente Gabriel Valles	37.705	4	Jose Antonio Chico Cadiz	31.576	9	70	Santiago Castilla	1:52.049	1:52.049	7
10	34	Adrian Alcantara de la Cruz	42.983	70	Santiago Castilla	37.753	9	Marta Suria Soler	31.666	10	34	Adrian Alcantara de la Cruz	1:52.471	1:52.846	12
11	13	Vicente Gabriel Valles	43.047	34	Adrian Alcantara de la Cruz	37.814	34	Adrian Alcantara de la Cruz	31.674	11	13	Vicente Gabriel Valles	1:52.618	1:52.794	11
12	9	Marta Suria Soler	43.291	9	Marta Suria Soler	37.836	13	Vicente Gabriel Valles	31.866	12	9	Marta Suria Soler	1:52.793	1:52.793	10
13	80	Santiago Castilla	43.712	80	Santiago Castilla	38.325	80	Santiago Castilla	32.226	13	80	Santiago Castilla	1:54.263	1:54.426	13





Circuito de Madrid Jarama - RACE

GR Cup Spain

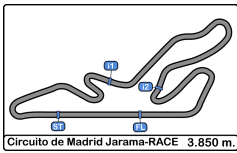
Carrera 1 (25'+1V)

GYW YbVJU @XYf



<u>B.</u>	<u>Piloto</u>	<u>Cat</u>	<u>Clas</u>	<u>Equipo</u>	<u>Vehiculo</u>	<u>Vta. Inicio</u>	<u>Vta. Fin</u>	<u>Vtas.</u>	<u>Total Laps</u>
19	Adrian Benito Ferrer			VSR MOTORSPORT	Toyota GR86	1	15	15	15





Circuito de Madrid Jarama - RACI  
GR Cup Spain  
Carrera 1 (25'+1V)  
5 Mejores Tiempos

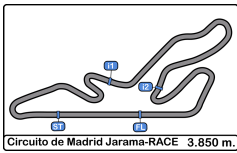


Circuito de Madrid Jarama-RACE 3.850 m.

Cls	B. Piloto	Cat	Cls	Equipo	Vehiculo	Mejor 1		Mejor 2		Mejor 3		Mejor 4		Mejor 5	
						Tiemp	Vta	Tiemp	Vta	Tiemp	Vta	Tiemp	Vta	Tiemp	Vta
1	19 Adrian Benito Ferrer			VSR MOTORSPORT	Toyota GR86	1:50.859	2	1:50.932	3	1:50.982	4	1:50.995	5	1:51.069	6
2	14 Ignacio Rodriguez			AVIASTEC_RACING	Toyota GR86	1:51.200	3	1:51.427	2	1:51.438	4	1:51.936	5	1:52.087	9
3	33 Felix Aparicio			EFICAR TEAM	Toyota GR86	1:51.375	6	1:51.429	7	1:51.683	4	1:51.784	5	1:52.664	8
4	86 Sergio Álvarez			RX PRORACING	Toyota GR86	1:51.511	4	1:51.622	2	1:51.664	6	1:51.666	9	1:51.693	3
5	30 Marcos de Diego			EFICAR TEAM	Toyota GR86	1:51.554	5	1:51.665	4	1:51.679	2	1:51.862	9	1:51.964	10
6	23 Antonio Albacete Polo			ME-PRE	Toyota GR86	1:51.617	4	1:51.907	5	1:52.020	3	1:52.431	8	1:52.456	9
7	70 Santiago Castilla			EFICAR TEAM	Toyota GR86	1:52.049	3	1:52.522	9	1:52.582	7	1:52.623	8	1:52.629	10
8	4 Jose Antonio Chico Cadiz			VSR MOTORSPORT	Toyota GR86	1:52.082	3	1:52.644	9	1:52.692	8	1:53.022	2	1:53.074	4
9	12 Sergio Álvarez			RX PRORACING	Toyota GR86	1:52.136	7	1:52.167	8	1:52.275	10	1:52.304	4	1:52.548	9
10	9 Marta Suria Soler			MOTORISMO RACING	Toyota GR86	1:52.793	11	1:52.976	8	1:53.203	6	1:53.203	12	1:53.213	4
11	13 Vicente Gabriel Valles			VSR MOTORSPORT	Toyota GR86	1:52.794	12	1:52.871	9	1:53.035	3	1:53.045	4	1:53.085	6
12	34 Adrian Alcantara de la Cruz			RX PRORACING	Toyota GR86	1:52.846	7	1:52.935	3	1:53.076	12	1:53.147	10	1:53.202	9
13	80 Sergio Álvarez			ME-PRE	Toyota GR86	1:54.426	3	1:54.818	4	1:54.845	2	1:55.309	8	1:55.325	5



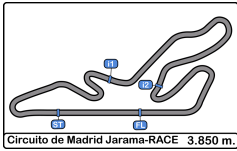




Circuito de Madrid Jarama - RACI  
GR Cup Spain  
Carrera 1 (25'+1V)  
5 Mejores Velocidades



Clas	B_	Piloto	Cat	Cls	Equipo	Vehiculo	Top 1		Top 2		Top 3		Top 4		Top 5		Avg
							Km/h	Vta	Km/h	Vta	Km/h	Vta	Km/h	Vta	Km/h	Vta	
1	34	Adrian Alcantara de la Cruz			RX PRORACING	Toyota GR86	208.4	7	206.1	10	205.7	8	205.3	4	204.5	13	206.0
2	30	Marcos de Diego			EFICAR TEAM	Toyota GR86	208.0	13	206.8	3	206.1	10	206.1	11	205.7	6	206.5
3	12	Sergio Ávila			RX PRORACING	Toyota GR86	207.2	12	206.8	7	206.1	6	206.1	11	204.9	3	206.2
4	86	Óscar Ávila			RX PRORACING	Toyota GR86	206.8	7	206.1	3	205.3	4	205.3	6	204.9	2	205.7
5	23	Antonio Albacete Polo			ME-PRE	Toyota GR86	206.1	8	206.1	9	205.7	3	205.7	5	205.3	4	205.7
6	70	Santiago Castilla			EFICAR TEAM	Toyota GR86	205.7	3	205.7	4	204.5	2	204.5	5	203.7	12	204.8
7	13	Vicente Gabriel Valles			VSR MOTORSPORT	Toyota GR86	204.9	10	203.3	13	202.6	4	202.6	7	202.6	14	203.2
8	14	Ignacio Rodriguez			AVIASTEC_RACING	Toyota GR86	204.9	3	204.9	9	204.9	13	204.5	4	204.5	10	204.7
9	9	Marta Suria Soler			MOTORISMO RACING TEAM	Toyota GR86	204.5	14	204.1	3	204.1	13	203.7	11	203.3	4	204.0
10	4	Jose Antonio Chico Cadiz			VSR MOTORSPORT	Toyota GR86	203.3	6	203.0	3	202.6	4	201.4	8	201.1	2	202.3
11	19	Adrian Benito Ferrer			VSR MOTORSPORT	Toyota GR86	203.3	3	203.0	5	203.0	9	203.0	11	203.0	12	203.0
12	80	Sergio Ávila			ME-PRE	Toyota GR86	200.3	4	200.0	5	198.1	8	197.8	3	194.2	6	198.1
13	33	Felix Aparicio			EFICAR TEAM	Toyota GR86	199.6	8	199.2	7	198.8	5	198.8	6	198.8	9	199.1



Circuito de Madrid Jarama - RACE

GR Cup Spain

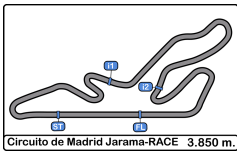
Carrera 1 (25'+1V)

GYW YbVjUJi YHlg'Fzd]XUg



Vta	<cfU8jU	HjYa dc'GYg]Ob	B. Piloto	Cat	Equipo	Vehiculo	Tiempo	Km/h
2	19:53:14.744	3:43.744	19 Adrian Benito Ferrer		VSR MOTORSPORT	Toyota GR86	1:50.859	125.0





Circuito de Madrid Jarama - RACI

GR Cup Spain

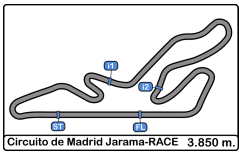
Carrera 1 (25'+1V)

A Y'tf 'Azl ja UJY'cVXUX'XY'9j Ybtr



Circuito de Madrid Jarama-RACE 3.850 m.

B.	Piloto	Cat	Clas	Equipo	Vehiculo	Km/h	GYg Cb
34	Adrian Alcantara de la Cruz			RX PRORACING	Toyota GR86	208.4	Carrera 1 (25'+1V)
23	Antonio Albacete Polo			ME-PRE	Toyota GR86	208.0	Entrenamiento Libre 1
30	Marcos de Diego			EFICAR TEAM	Toyota GR86	208.0	Carrera 1 (25'+1V)
12	Š a Ůas  • Ů. .i.:			RX PRORACING	Toyota GR86	207.2	Carrera 1 (25'+1V)
86	Ů'ba á  Ůas  Ů  á á' ^:			RX PRORACING	Toyota GR86	206.8	Carrera 1 (25'+1V)
14	Ignacio Rodriguez			AVIASTEC_RACING	Toyota GR86	205.7	Entrenamiento Libre 1
70	Santiago Castilla			EFICAR TEAM	Toyota GR86	205.7	Carrera 1 (25'+1V)
19	Adrian Benito Ferrer			VSR MOTORSPORT	Toyota GR86	205.3	Cronometrados 1
13	Vicente Gabriel Valles			VSR MOTORSPORT	Toyota GR86	204.9	Carrera 1 (25'+1V)
9	Marta Suria Soler			MOTORISMO RACING	Toyota GR86	204.5	Carrera 1 (25'+1V)
4	Jose Antonio Chico Cadiz			VSR MOTORSPORT	Toyota GR86	203.3	Carrera 1 (25'+1V)
80	3 • 8as  Ů' •			ME-PRE	Toyota GR86	201.8	Cronometrados 1
33	Felix Aparicio			EFICAR TEAM	Toyota GR86	200.3	Cronometrados 1



Circuito de Madrid Jarama - RACE

GR Cup Spain

Carrera 1 (25'+1V)

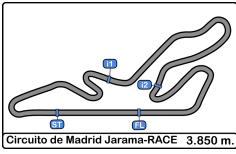
Cuentavueltas



**VTA**

Nr	Pos	Grid	1	2	3	4	5	6	7	8	9	10	11	12	13	14	15
19	1	19	19	19	19	19	19	19	19	19	19	19	19	19	19	19	19
33	2	33	23	14	14	14	14	14	86	86	86	86	86	86	86	86	86
23	3	23	14	86	86	86	86	86	14	14	14	14	14	14	30	30	30
14	4	14	86	23	23	23	23	23	30	30	30	30	30	30	23	23	23
30	5	30	4	30	30	30	30	30	23	23	23	23	23	23	70	70	70
86	6	86	30	4	4	4	4	70	70	70	70	70	70	70	12	4	4
4	7	4	70	70	70	70	4	4	12	12	12	12	12	12	4	9	9
12	8	12	12	12	12	12	12	12	4	4	4	4	4	4	9	34	34
70	9	70	9	9	9	9	9	9	9	9	9	9	9	9	34	13	13
34	10	34	34	34	34	34	13	13	34	34	34	34	34	34	13	14	14
9	11	9	13	13	13	13	34	34	13	13	13	13	13	13	14	12	80
13	12	13	80	80	80	80	80	80	80	80	80	80	80	80	80	80	80
80	13	80	33	33	33	33	33	33	33	33	33	33	33	33	33	33	33





Circuito de Madrid Jarama - RACI

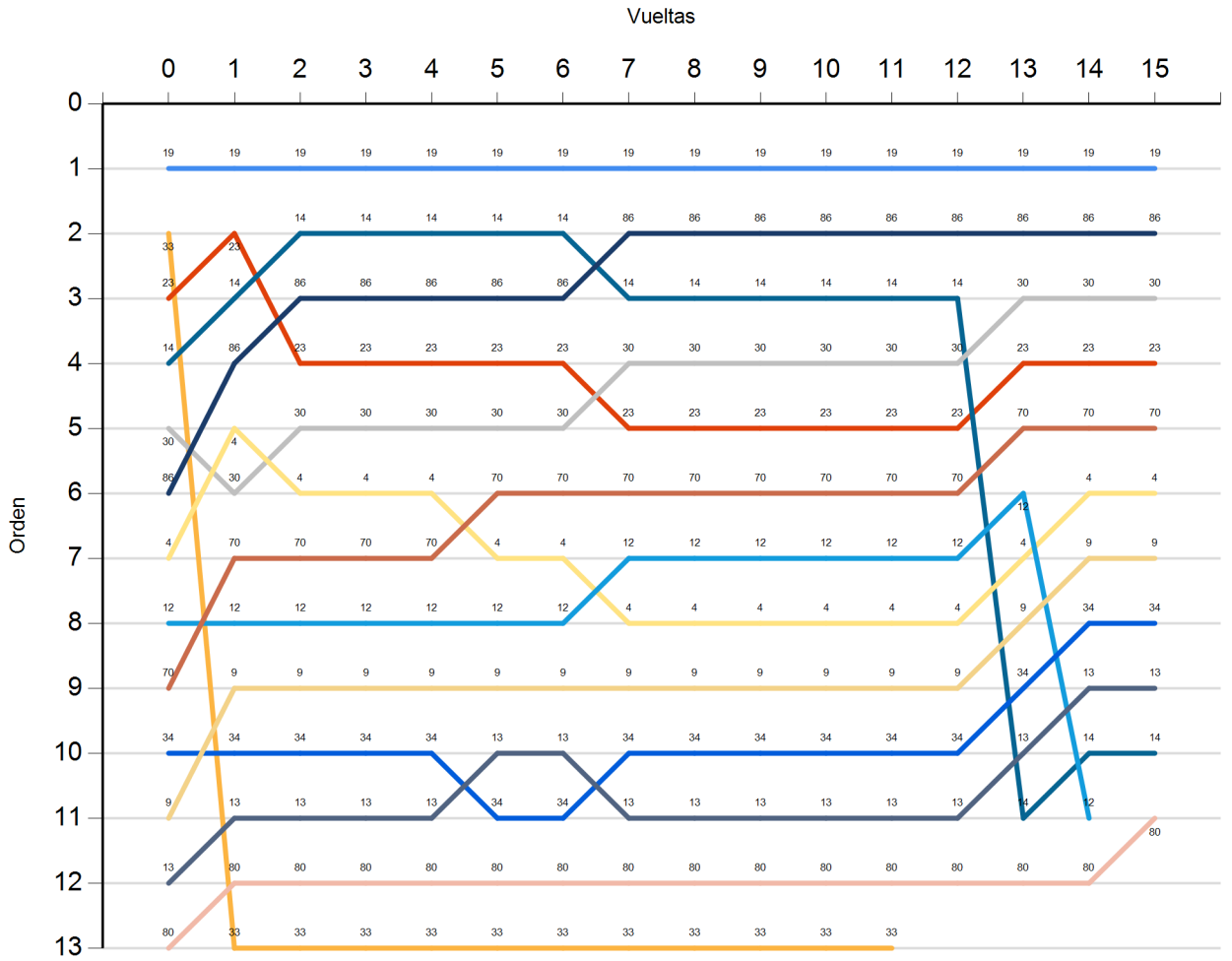
GR Cup Spain

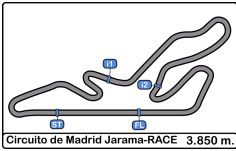
Carrera 1 (25'+1V)

7i YbHJ i YHlg; fzZWe



- 19
- 33
- 23
- 14
- 30
- 86
- 4
- 12
- 70
- 34
- 9
- 13
- 80





Circuito de Madrid Jarama - RACE

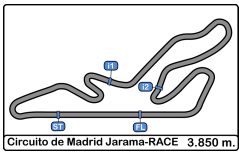
GR Cup Spain

Carrera 1 (25'+1V)

Tiempos Parada en Pit



Ord.	Nr.	In Day Time	Equipo/Concur sante	Nat	Piloto 1	Nat	Piloto 2	Nat	Vehiculo	Cat	T. Entrada	B. Parada	Tiempo Pit	Handicap	Dif.
1	33	19:52:40.521	EFICAR TEAM	ESP	Felix Aparicio	ESP			Toyota GR86		3:09.407	1	2:44.426		
2	33	19:57:45.493	EFICAR TEAM	ESP	Felix Aparicio	ESP			Toyota GR86		8:14.379	2	3:29.525		



Circuito de Madrid Jarama - RACE

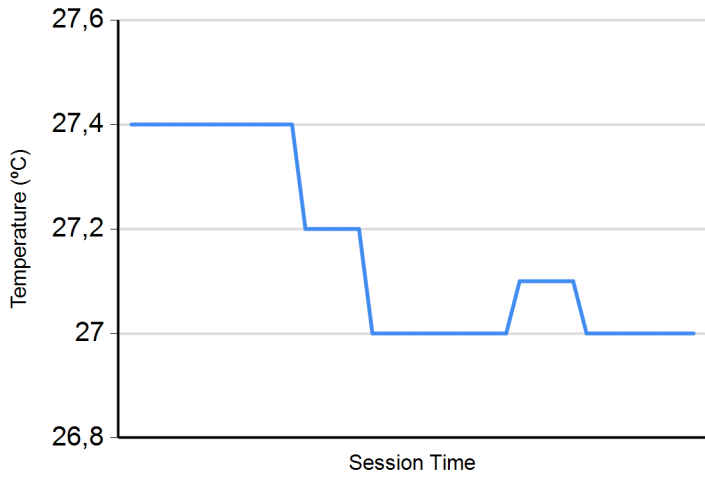
GR Cup Spain

Carrera 1 (25'+1V)

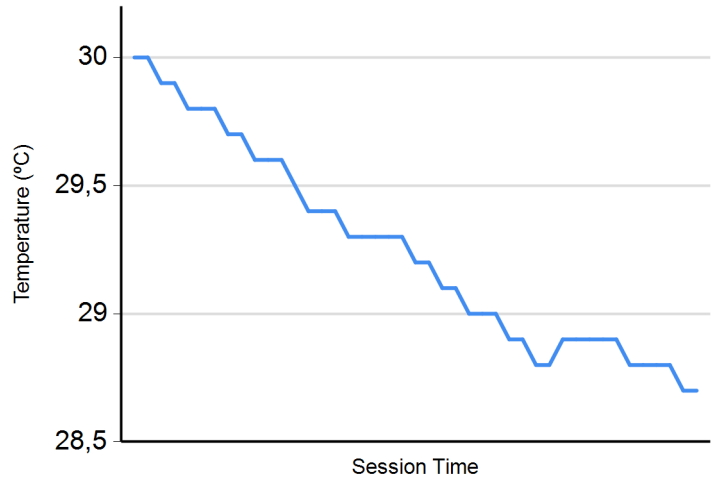
GR Cup Spain



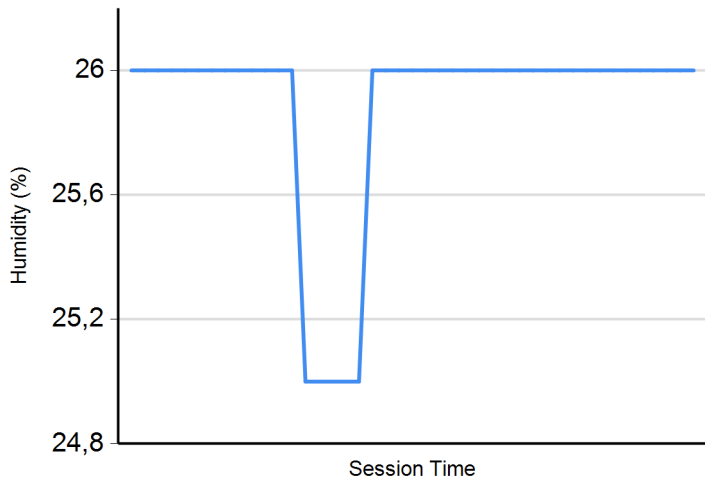
Temperatura Aire



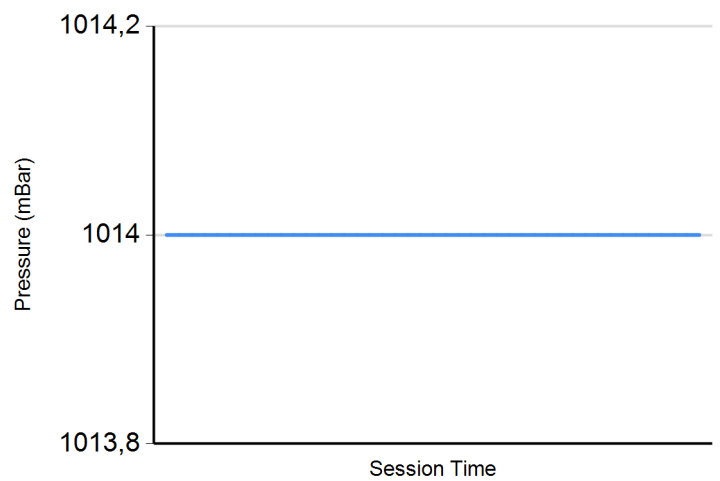
Temperatura Pista



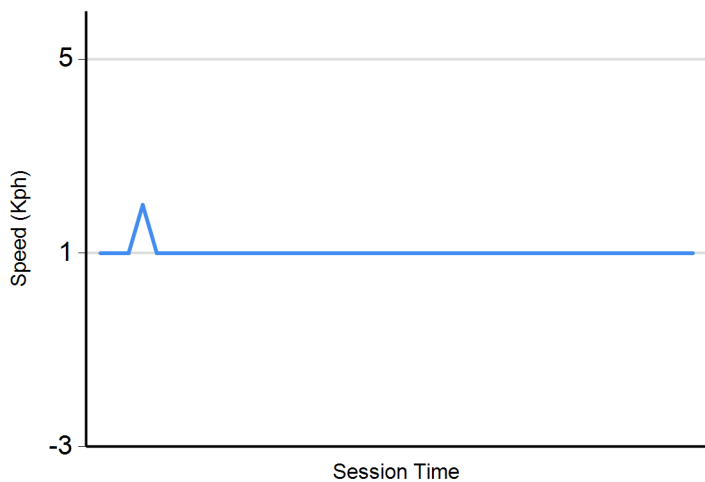
Humedad



Presión

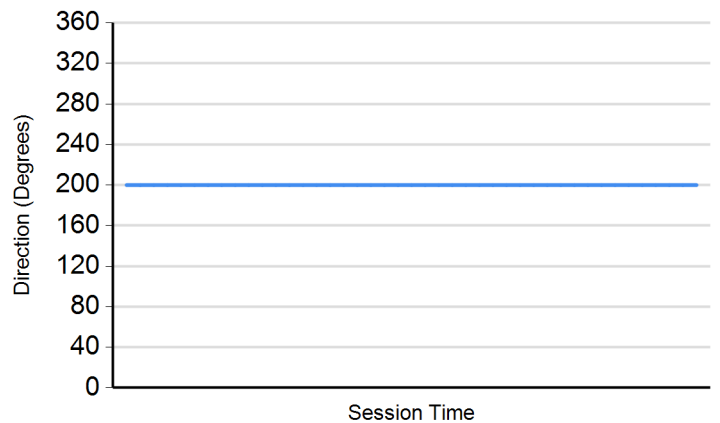


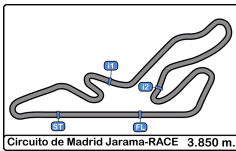
Velocidad Viento



Dirección Viento

Norte = 0°/360° Este = 90° Sur = 180° Oeste = 270°





Circuito de Madrid Jarama - RACI  
GR Cup Spain  
Carrera 1 (25'+1V)  
Resultados Finales



Clas	B.	Piloto	Cat	Clas	Equipo	Vehiculo	Vtas.	Tiempo Total	8 Z%	Interval	Km/h	Mejor	Tiempo	Km/h
1	19	Adrian Benito Ferrer			VSR MOTORSPORT	Toyota GR86	15	27:57.219			123.9	2	1:50.859	125.0
2	86	Adrian Benito Ferrer			RX PRORACING	Toyota GR86	15	28:02.924	5.705	5.705	123.5	4	1:51.511	124.2
3	30	Marcos de Diego			EFICAR TEAM	Toyota GR86	15	28:08.862	11.643	5.938	123.1	5	1:51.554	124.2
4	23	Antonio Albacete Polo			ME-PRE	Toyota GR86	15	28:10.097	12.878	1.235	123.0	4	1:51.617	124.1
5	70	Santiago Castilla			EFICAR TEAM	Toyota GR86	15	28:15.055	17.836	4.958	122.6	3	1:52.049	123.6
6	4	Jose Antonio Chico Cadiz			VSR MOTORSPORT	Toyota GR86	15	28:22.503	25.284	7.448	122.1	3	1:52.082	123.6
7	9	Marta Suria Soler			MOTORISMO RACING	Toyota GR86	15	28:25.617	28.398	3.114	121.8	11	1:52.793	122.8
8	34	Adrian Alcantara de la Cruz			RX PRORACING	Toyota GR86	15	28:26.411	29.192	0.794	121.8	7	1:52.846	122.8
9	13	Vicente Gabriel Valles			VSR MOTORSPORT	Toyota GR86	15	28:26.780	29.561	0.369	121.8	12	1:52.794	122.8
10	14	Ignacio Rodriguez			AVIASTEC_RACING	Toyota GR86	15	28:36.184	38.965	9.404	121.1	3	1:51.200	124.6
11	80	Adrian Benito Ferrer			ME-PRE	Toyota GR86	15	29:22.616	1:25.397	46.432	117.9	3	1:54.426	121.1
12	12	Adrian Benito Ferrer			RX PRORACING	Toyota GR86	14	27:08.905	1 Vta.	1 Vta.	119.1	7	1:52.136	123.5

Not classified: (Requirements: 75% of number laps of leader = 12 Laps)

33	Felix Aparicio			EFICAR TEAM	Toyota GR86	11	28:38.955	4 Vtas.	3 Vtas.	88.6	6	1:51.375	124.4
----	----------------	--	--	-------------	-------------	----	-----------	---------	---------	------	---	----------	-------

JHU"FdXU5Xf]Ub'6Yb]tc: YffYf`Yb`%) \$", ) - U%&)'\$?a # `Yb`UjHU"&

Publicado a las:.....

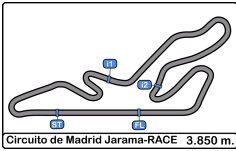
Temp Pista: &,"+`\$7 Temp Aire: &+"\$`\$7 Humedad: 26 % Estado Pista: SECA

Comisarios Deportivos:

Cronometrador:







Circuito de Madrid Jarama - RACI  
 GR Cup Spain  
 Entrenamiento Libre 2  
 Resultados Provisionales



Clas	B.	Piloto	Cat	Clas	Equipo	Vehiculo	Vtas.	Mejor	Tiempo	81Z%	Interval	Km/h
1	19	Adrian Benito Ferrer			VSR MOTORSPORT	Toyota GR86	11	7	1:50.942			124.9
2	33	Felix Aparicio			EFICAR TEAM	Toyota GR86	7	5	1:50.947	0.005	0.005	124.9
3	86	Antonio Albacete Polo			RX PRORACING	Toyota GR86	8	6	1:51.640	0.698	0.693	124.1
4	23	Antonio Albacete Polo			ME-PRE	Toyota GR86	7	3	1:51.785	0.843	0.145	123.9
5	30	Marcos de Diego			EFICAR TEAM	Toyota GR86	10	5	1:51.872	0.930	0.087	123.8
6	70	Santiago Castilla			EFICAR TEAM	Toyota GR86	10	8	1:51.902	0.960	0.030	123.8
7	4	Jose Antonio Chico Cadiz			VSR MOTORSPORT	Toyota GR86	11	5	1:52.434	1.492	0.532	123.2
8	13	Vicente Gabriel Valles			VSR MOTORSPORT	Toyota GR86	10	6	1:52.663	1.721	0.229	123.0
9	14	Ignacio Rodriguez			AVIASTEC_RACING	Toyota GR86	11	6	1:52.710	1.768	0.047	122.9
10	12	Sergio Alcazar			RX PRORACING	Toyota GR86	10	6	1:52.788	1.846	0.078	122.8
11	9	Marta Suria Soler			MOTORISMO RACING TEAM	Toyota GR86	10	5	1:53.156	2.214	0.368	122.4
12	80	Sergio Alcazar			ME-PRE	Toyota GR86	9	5	1:53.519	2.577	0.363	122.0
13	34	Adrian Alcantara de la Cruz			RX PRORACING	Toyota GR86	8	6	1:55.666	4.724	2.147	119.8

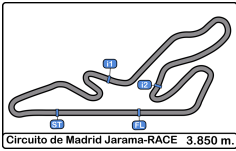
Publicado a las:.....

Temp Pista: ( ' " ' 57 Temp Aire: & " ' 57 Humedad: 36 % Estado Pista: SECA

Director Carrera:

Cronometrador:





Circuito de Madrid Jarama - RACE

GR Cup Spain

Entrenamiento Libre 2

F Ygi `hUXcg`Dfcj jg]cbUYg`dcf 7 UH[ cf]U



Clas	B.	Piloto	Cat	Clas	Equipo	Vehiculo	Vtas.	Mejor	Tiempo	8 IZ%	Interval	Km/h
1	19	Adrian Benito Ferrer			VSR MOTORSPORT	Toyota GR86	11	7	1:50.942			124.9
2	33	Felix Aparicio			EFICAR TEAM	Toyota GR86	7	5	1:50.947	0.005	0.005	124.9
3	86	Antonio Albacete Polo			RX PRORACING	Toyota GR86	8	6	1:51.640	0.698	0.693	124.1
4	23	Antonio Albacete Polo			ME-PRE	Toyota GR86	7	3	1:51.785	0.843	0.145	123.9
5	30	Marcos de Diego			EFICAR TEAM	Toyota GR86	10	5	1:51.872	0.930	0.087	123.8
6	70	Santiago Castilla			EFICAR TEAM	Toyota GR86	10	8	1:51.902	0.960	0.030	123.8
7	4	Jose Antonio Chico Cadiz			VSR MOTORSPORT	Toyota GR86	11	5	1:52.434	1.492	0.532	123.2
8	13	Vicente Gabriel Valles			VSR MOTORSPORT	Toyota GR86	10	6	1:52.663	1.721	0.229	123.0
9	14	Ignacio Rodriguez			AVIASTEC_RACING	Toyota GR86	11	6	1:52.710	1.768	0.047	122.9
10	12	Sergio Alcazar			RX PRORACING	Toyota GR86	10	6	1:52.788	1.846	0.078	122.8
11	9	Marta Suria Soler			MOTORISMO RACING	Toyota GR86	10	5	1:53.156	2.214	0.368	122.4
12	80	Sergio Alcazar			ME-PRE	Toyota GR86	9	5	1:53.519	2.577	0.363	122.0
13	34	Adrian Alcantara de la Cruz			RX PRORACING	Toyota GR86	8	6	1:55.666	4.724	2.147	119.8

Publicado a las:.....

Temp Pista: ( ' " 'š Temp Aire: & " 'š Humedad: 36 % Estado Pista: SECA

Director Carrera:

Cronometrador:





Circuito de Madrid Jarama - RACE  
GR Cup Spain  
Entrenamiento Libre 2  
Tiempos Por Vuelta



4

Jose Antonio Chico Cadiz

Toyota GR86

14

Ignacio Rodriguez

Toyota GR86

VSR MOTORSPORT

AVIASTEC\_RACING

Vta	D	Tiempo	Sector 1	Sector 2	Sector 3	T. Spd	Elapsed	Vta	D	Tiempo	Sector 1	Sector 2	Sector 3	T. Spd	Elapsed
1		13:25:39.857	13:24:25.528	41.408	32.921	95.0	13:25:39.857	1		13:25:23.968	13:24:11.117	40.658	32.193	90.2	13:25:23.968
2		1:54.109	43.724	38.041	32.344	202.6	13:27:33.966	2		1:54.342	43.831	38.356	32.155	198.1	13:27:18.310
3		1:54.510	44.343	38.088	32.079	200.7	13:29:28.476	3		1:54.340	43.669	38.531	32.140	197.0	13:29:12.650
4		1:52.989	43.345	37.821	31.823	200.7	13:31:21.465	4		1:53.232	43.637	37.715	31.880	198.8	13:31:05.882
5		<b>1:52.434</b>	43.033	<b>37.676</b>	<b>31.725</b>	203.0	13:33:13.899	5		1:53.009	43.578	<b>37.566</b>	31.865	202.6	13:32:58.891
6		1:52.584	<b>42.877</b>	37.813	31.894	204.1	13:35:06.483	6		<b>1:52.710</b>	43.288	37.581	31.841	204.1	13:34:51.601
7		1:58.676	43.234	40.724	34.718	202.6	13:37:05.159	7		1:52.998	43.270	37.842	31.886	205.7	13:36:44.599
8		1:57.442	46.335	38.656	32.451	161.9	13:39:02.601	8		1:52.994	43.330	37.829	<b>31.835</b>	205.7	13:38:37.593
9		1:54.107	43.355	37.994	32.758	204.1	13:40:56.708	9		1:56.130	<b>43.124</b>	37.792	35.214	205.7	13:40:33.723
10		1:53.366	43.498	37.997	31.871	200.0	13:42:50.074	10		1:57.446	44.866	38.056	34.524	175.0	13:42:31.169
11		2:15.012 P	43.345	42.388	49.279	200.3	13:45:05.086	11		1:53.269	43.493	37.818	31.958	203.3	13:44:24.438

9

Marta Suria Soler

Toyota GR86

12

Adrian Benito Ferrer

Toyota GR86

MOTORISMO RACING TEAM

VSR MOTORSPORT

Vta	D	Tiempo	Sector 1	Sector 2	Sector 3	T. Spd	Elapsed	Vta	D	Tiempo	Sector 1	Sector 2	Sector 3	T. Spd	Elapsed
1		13:25:29.797	13:24:08.335	46.094	35.368	79.8	13:25:29.797	1		13:25:39.311	13:24:24.812	41.640	32.859	94.0	13:25:39.311
2		1:56.462	45.064	39.118	32.280	190.4	13:27:26.259	2		1:51.949	43.119	37.436	31.394	200.3	13:27:31.260
3		1:55.911	45.576	38.496	31.839	190.4	13:29:22.170	3		1:51.094	42.605	37.205	31.284	203.7	13:29:22.354
4		1:54.419	44.030	38.263	32.126	177.0	13:31:16.589	4		2:04.464 P	<b>42.438</b>	38.866	43.160	206.5	13:31:26.818
5		<b>1:53.156</b>	<b>43.470</b>	<b>37.898</b>	<b>31.788</b>	201.1	13:33:09.745	5		3:17.394	2:07.760	37.909	31.725	76.7	13:34:44.212
6		1:53.428	43.632	38.002	31.794	202.6	13:35:03.173	6		1:51.299	42.774	37.141	31.384	203.0	13:36:35.511
7		2:14.914 P	52.728	42.085	40.101	176.4	13:37:18.087	7		<b>1:50.942</b>	42.552	<b>37.136</b>	<b>31.254</b>	203.7	13:38:26.453
8		3:47.153	2:33.907	40.317	32.929	89.4	13:41:05.240	8		1:51.006	42.461	37.195	31.350	204.5	13:40:17.459
9		1:59.193	43.934	37.974	37.285	200.0	13:43:04.433	9		1:54.455	42.637	37.244	34.574	204.5	13:42:11.914
10		2:32.335 P	58.310	45.293	48.732	116.6	13:45:36.768	10		2:03.747	50.000	40.384	33.363	139.7	13:44:15.661

12

S. A. Ocaso - A. J. L. A.

Toyota GR86

23

Antonio Albacete Polo

Toyota GR86

RX PRORACING

ME-PRE

Vta	D	Tiempo	Sector 1	Sector 2	Sector 3	T. Spd	Elapsed	Vta	D	Tiempo	Sector 1	Sector 2	Sector 3	T. Spd	Elapsed
1		13:25:29.089	13:24:14.593	41.035	33.461	97.4	13:25:29.089	1		13:26:03.636	13:24:52.290	39.351	31.995	80.8	13:26:03.636
2		1:57.471	47.148	38.422	31.901	191.8	13:27:26.560	2		1:53.101	44.070	<b>37.566</b>	31.465	189.1	13:27:56.737
3		2:00.763 P	44.465	38.062	38.236	195.2	13:29:27.323	3		<b>1:51.785</b>	<b>42.814</b>	37.731	<b>31.240</b>	203.7	13:29:48.522
4		3:33.397	2:23.228	38.257	31.912	81.3	13:33:00.720	4		1:51.912	42.838	37.621	31.453	203.0	13:31:40.434
5		1:53.227	43.593	37.716	31.918	203.0	13:34:53.947	5		2:09.238 P	43.077	46.162	39.999	202.6	13:33:49.672
6		<b>1:52.788</b>	<b>43.323</b>	37.846	<b>31.619</b>	203.3	13:36:46.735	6		3:49.427	2:39.841	38.080	31.506	96.6	13:37:39.099
7		1:53.244	43.621	<b>37.711</b>	31.912	203.7	13:38:39.979	7		4:59.399 P	43.034	40.743	3:35.622	203.7	13:42:38.498
8		1:54.222	44.580	37.940	31.702	203.7	13:40:34.201								
9		1:53.941	43.602	37.748	32.591	202.6	13:42:28.142								
10		2:01.927 P	44.473	37.991	39.463	199.6	13:44:30.069								

13

Vicente Gabriel Valles

Toyota GR86

30

Marcos de Diego

Toyota GR86

VSR MOTORSPORT

EFICAR TEAM

Vta	D	Tiempo	Sector 1	Sector 2	Sector 3	T. Spd	Elapsed	Vta	D	Tiempo	Sector 1	Sector 2	Sector 3	T. Spd	Elapsed
1		13:25:40.909	13:24:26.217	41.480	33.212	94.6	13:25:40.909	1		13:26:10.658	13:24:55.196	42.213	33.249	72.5	13:26:10.658
2		1:53.363	43.680	37.708	31.975	200.7	13:27:34.272	2		1:54.576	44.751	38.137	31.688	194.9	13:28:05.234
3		1:55.017	44.809	38.131	32.077	205.3	13:29:29.289	3		1:54.181	42.993	39.247	31.941	202.2	13:29:59.415
4		1:52.691	43.188	37.694	<b>31.809</b>	203.3	13:31:21.980	4		1:52.227	<b>42.881</b>	<b>37.315</b>	32.031	202.6	13:31:51.642
5		1:52.723	43.314	<b>37.598</b>	31.811	204.9	13:33:14.703	5		<b>1:51.872</b>	43.088	37.437	<b>31.347</b>	202.2	13:33:43.514
6		<b>1:52.663</b>	43.208	37.617	31.838	205.7	13:35:07.366	6		2:02.238 P	42.929	38.049	41.260	203.0	13:35:45.752
7		1:56.992	<b>43.023</b>	39.153	34.816	204.5	13:37:04.358	7		3:48.460	2:39.072	37.717	31.671	87.6	13:39:34.212
8		1:57.502	46.022	39.092	32.388	172.5	13:39:01.860	8		1:52.687	42.899	37.455	32.333	203.3	13:41:26.899
9		2:05.276	45.627	46.405	33.244	200.0	13:41:07.136	9		1:52.615	43.304	37.641	31.670	201.1	13:43:19.514
10		2:04.617 P	43.581	37.794	43.242	200.3	13:43:11.753	10		2:33.749 P	46.962	54.945	51.842	203.0	13:45:53.263





Circuito de Madrid Jarama - RACI

GR Cup Spain

Entrenamiento Libre 2

Tiempos Por Vuelta



33

Felix Aparicio

Toyota GR86

86

CF de la Osa (C) Á  
Rodríguez

Toyota GR86

EFICAR TEAM

RX PRORACING

Vta	D	Tiempo	Sector 1	Sector 2	Sector 3	T. Spd	Elapsed	Vta	D	Tiempo	Sector 1	Sector 2	Sector 3	T. Spd	Elapsed
1		13:26:14.263	13:24:56.291	44.105	33.867	89.1	13:26:14.263	1		13:25:42.314	13:24:20.433	46.289	35.592	94.6	13:25:42.314
2		1:52.829	43.204	38.120	31.505	198.1	13:28:07.092	2		2:27.288 P	54.561	46.618	46.109	182.7	13:28:09.602
3		1:55.035	42.814	38.840	33.381	201.4	13:30:02.127	3		3:09.607	1:51.877	42.570	35.160	76.3	13:31:19.209
4		1:51.282	42.862	37.159	31.261	201.1	13:31:53.409	4		1:52.568	43.639	37.374	31.555	203.3	13:33:11.777
5		1:50.947	42.573	37.198	31.176	201.4	13:33:44.356	5		1:52.180	43.036	37.545	31.599	206.5	13:35:03.957
6		2:06.234 P	44.876	38.688	42.670	163.6	13:35:50.590	6		1:51.640	42.706	37.493	31.441	203.0	13:36:55.597
7		5:49.637 P	4:10.984	48.045	50.608	59.6	13:41:40.227	7		1:51.828	42.828	37.432	31.568	204.1	13:38:47.425
8		2:05.808 P	42.647	37.600	45.561	204.9	13:40:53.233								

34

Adrian Alcantara de la Cruz

Toyota GR86

RX PRORACING

Vta	D	Tiempo	Sector 1	Sector 2	Sector 3	T. Spd	Elapsed
1		13:25:45.528	13:24:22.811	47.685	35.032	93.5	13:25:45.528
2		2:08.893	50.591	44.835	33.467	154.5	13:27:54.421
3		2:15.453	51.416	44.840	39.197	134.3	13:30:09.874
4		2:20.935 P	50.271	48.007	42.657	147.5	13:32:30.809
5		3:02.724	1:50.291	39.911	32.522	95.8	13:35:33.533
6		1:55.666	44.311	39.086	32.269	172.8	13:37:29.199
7		1:58.899	43.962	39.565	35.372	184.9	13:39:28.098
8		2:07.528 P	46.169	39.704	41.655	174.1	13:41:35.626

70

Santiago Castilla

Toyota GR86

EFICAR TEAM

Vta	D	Tiempo	Sector 1	Sector 2	Sector 3	T. Spd	Elapsed
1		13:25:16.672	13:24:06.422	38.253	31.997	94.8	13:25:16.672
2		1:52.420	43.105	37.817	31.498	200.7	13:27:09.092
3		1:52.239	43.022	37.729	31.488	203.3	13:29:01.331
4		1:51.989	42.913	37.475	31.601	203.3	13:30:53.320
5		1:52.114	42.742	37.568	31.804	202.6	13:32:45.434
6		2:08.852 P	45.454	43.268	40.130	179.7	13:34:54.286
7		4:48.576	3:37.569	39.097	31.910	102.8	13:39:42.862
8		1:51.902	42.695	37.635	31.572	203.7	13:41:34.764
9		1:52.251	42.779	37.489	31.983	203.7	13:43:27.015
10		2:29.776 P	56.502	46.004	47.270	151.4	13:45:56.791

80

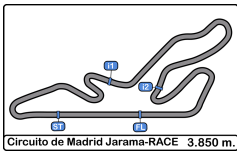
3 • Sa • Osa •

Toyota GR86

ME-PRE

Vta	D	Tiempo	Sector 1	Sector 2	Sector 3	T. Spd	Elapsed
1		13:26:19.176	13:25:00.370	45.057	33.749	92.7	13:26:19.176
2		1:56.104	44.160	38.970	32.974	197.4	13:28:15.280
3		1:55.051	44.059	38.370	32.622	198.8	13:30:10.331
4		1:53.967	43.797	38.028	32.142	200.0	13:32:04.298
5		1:53.519	43.402	38.010	32.107	200.3	13:33:57.817
6		1:58.423	43.775	41.874	32.774	201.4	13:35:56.240
7		2:34.719 P	52.496	56.540	45.683	200.7	13:38:30.959
8		5:03.460	3:44.780	44.327	34.353	85.8	13:43:34.419
9		2:12.762 P	47.255	41.370	44.137	194.9	13:45:47.181





Circuito de Madrid Jarama - RACE

GR Cup Spain

Entrenamiento Libre 2

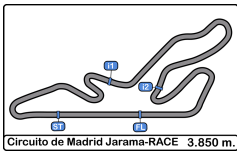
Mejores Sectores



Circuito de Madrid Jarama-RACE 3.850 m.

Sector - 1			Sector - 2			Sector - 3			Vta. Ideal vs Mejor Vta.						
Clas	B.	Piloto	Tiempo	B.	Piloto	Tiempo	B.	Piloto	Tiempo	Clas	B.	Piloto	Ideal Lap	Best Lap	Clas
1	19	Adrian Benito Ferrer	42.438	19	Adrian Benito Ferrer	37.136	33	Felix Aparicio	31.176	1	19	Adrian Benito Ferrer	1:50.828	1:50.942	1
2	33	Felix Aparicio	42.573	33	Felix Aparicio	37.159	23	Antonio Albacete Polo	31.240	2	33	Felix Aparicio	1:50.908	1:50.947	2
3	86	Ignacio Rodriguez	42.647	30	Marcos de Diego	37.315	19	Adrian Benito Ferrer	31.254	3	86	Ignacio Rodriguez	1:51.462	1:51.640	3
4	70	Santiago Castilla	42.695	86	Ignacio Rodriguez	37.374	30	Marcos de Diego	31.347	4	30	Marcos de Diego	1:51.543	1:51.872	5
5	23	Antonio Albacete Polo	42.814	70	Santiago Castilla	37.475	86	Ignacio Rodriguez	31.441	5	23	Antonio Albacete Polo	1:51.620	1:51.785	4
6	4	Jose Antonio Chico Cadiz	42.877	23	Antonio Albacete Polo	37.566	70	Santiago Castilla	31.488	6	70	Santiago Castilla	1:51.658	1:51.902	6
7	30	Marcos de Diego	42.881	14	Ignacio Rodriguez	37.566	12	Ignacio Rodriguez	31.619	7	4	Jose Antonio Chico Cadiz	1:52.278	1:52.434	7
8	13	Vicente Gabriel Valles	43.023	13	Vicente Gabriel Valles	37.598	4	Jose Antonio Chico Cadiz	31.725	8	13	Vicente Gabriel Valles	1:52.430	1:52.663	8
9	14	Ignacio Rodriguez	43.124	4	Jose Antonio Chico Cadiz	37.676	9	Marta Suria Soler	31.788	9	14	Ignacio Rodriguez	1:52.525	1:52.710	9
10	12	Ignacio Rodriguez	43.323	12	Ignacio Rodriguez	37.711	13	Vicente Gabriel Valles	31.809	10	12	Ignacio Rodriguez	1:52.653	1:52.788	10
11	80	Marta Suria Soler	43.402	9	Marta Suria Soler	37.898	14	Ignacio Rodriguez	31.835	11	9	Marta Suria Soler	1:53.156	1:53.156	11
12	9	Marta Suria Soler	43.470	80	Marta Suria Soler	38.010	80	Marta Suria Soler	32.107	12	80	Marta Suria Soler	1:53.519	1:53.519	12
13	34	Adrian Alcantara de la Cruz	43.962	34	Adrian Alcantara de la Cruz	39.086	34	Adrian Alcantara de la Cruz	32.269	13	34	Adrian Alcantara de la Cruz	1:55.317	1:55.666	13





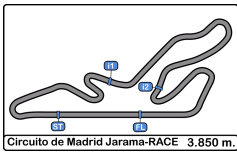
Circuito de Madrid Jarama - RACI  
GR Cup Spain  
Entrenamiento Libre 2  
5 Mejores Tiempos



Circuito de Madrid Jarama-RACE 3.850 m.

Cls	B.	Piloto	Cat	Cls	Equipo	Vehiculo	Mejor 1		Mejor 2		Mejor 3		Mejor 4		Mejor 5	
							Tiemp	Vta	Tiemp	Vta	Tiemp	Vta	Tiemp	Vta	Tiemp	Vta
1	19	Adrian Benito Ferrer			VSR MOTORSPORT	Toyota GR86	1:50.942	7	1:51.006	8	1:51.094	3	1:51.299	6	1:51.949	2
2	33	Felix Aparicio			EFICAR TEAM	Toyota GR86	1:50.947	5	1:51.282	4	1:52.829	2	1:55.035	3	2:06.234	6
3	86	Óscar Álvarez			RX PRORACING	Toyota GR86	1:51.640	6	1:51.828	7	1:52.180	5	1:52.568	4	2:05.808	8
4	23	Antonio Albacete Polo			ME-PRE	Toyota GR86	1:51.785	3	1:51.912	4	1:53.101	2	2:09.238	5	3:49.427	6
5	30	Marcos de Diego			EFICAR TEAM	Toyota GR86	1:51.872	5	1:52.227	4	1:52.615	9	1:52.687	8	1:54.181	3
6	70	Santiago Castilla			EFICAR TEAM	Toyota GR86	1:51.902	8	1:51.989	4	1:52.114	5	1:52.239	3	1:52.251	9
7	4	Jose Antonio Chico Cadiz			VSR MOTORSPORT	Toyota GR86	1:52.434	5	1:52.584	6	1:52.989	4	1:53.366	10	1:54.107	9
8	13	Vicente Gabriel Valles			VSR MOTORSPORT	Toyota GR86	1:52.663	6	1:52.691	4	1:52.723	5	1:53.363	2	1:55.017	3
9	14	Ignacio Rodriguez			AVIASTEC_RACING	Toyota GR86	1:52.710	6	1:52.994	8	1:52.998	7	1:53.009	5	1:53.232	4
10	12	Óscar Álvarez			RX PRORACING	Toyota GR86	1:52.788	6	1:53.227	5	1:53.244	7	1:53.941	9	1:54.222	8
11	9	Marta Suria Soler			MOTORISMO RACING	Toyota GR86	1:53.156	5	1:53.428	6	1:54.419	4	1:55.911	3	1:56.462	2
12	80	Óscar Álvarez			ME-PRE	Toyota GR86	1:53.519	5	1:53.967	4	1:55.051	3	1:56.104	2	1:58.423	6
13	34	Adrian Alcantara de la Cruz			RX PRORACING	Toyota GR86	1:55.666	6	1:58.899	7	2:07.528	8	2:08.893	2	2:15.453	3





Circuito de Madrid Jarama - RACE

GR Cup Spain

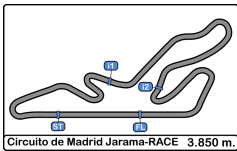
Entrenamiento Libre 2

5 Mejores Velocidades



Circuito de Madrid Jarama-RACE 3.850 m.

Clas	B.	Piloto	Cat	Cls	Equipo	Vehiculo	Top 1		Top 2		Top 3		Top 4		Top 5		Avg
							Km/h	Vta	Km/h	Vta	Km/h	Vta	Km/h	Vta	Km/h	Vta	
1	19	Adrian Benito Ferrer			VSR MOTORSPORT	Toyota GR86	206.5	4	204.5	8	204.5	9	203.7	3	203.7	7	204.6
2	86	Óscar Alarcón			RX PRORACING	Toyota GR86	206.5	5	204.9	8	204.1	7	203.3	4	203.0	6	204.3
3	13	Vicente Gabriel Valles			VSR MOTORSPORT	Toyota GR86	205.7	6	205.3	3	204.9	5	204.5	7	203.3	4	204.7
4	14	Ignacio Rodriguez			AVIASTEC_RACING	Toyota GR86	205.7	7	205.7	8	205.7	9	204.1	6	203.3	11	204.9
5	4	Jose Antonio Chico Cadiz			VSR MOTORSPORT	Toyota GR86	204.1	6	204.1	9	203.0	5	202.6	2	202.6	7	203.3
6	12	Óscar Alarcón			RX PRORACING	Toyota GR86	203.7	7	203.7	8	203.3	6	203.0	5	202.6	9	203.3
7	23	Antonio Albacete Polo			ME-PRE	Toyota GR86	203.7	3	203.7	7	203.0	4	202.6	5	189.1	2	200.4
8	70	Santiago Castilla			EFICAR TEAM	Toyota GR86	203.7	8	203.7	9	203.3	3	203.3	4	202.6	5	203.3
9	30	Marcos de Diego			EFICAR TEAM	Toyota GR86	203.3	8	203.0	6	203.0	10	202.6	4	202.2	3	202.8
10	9	Marta Suria Soler			MOTORISMO RACING TEAM	Toyota GR86	202.6	6	201.1	5	200.0	9	190.4	2	190.4	3	196.9
11	33	Felix Aparicio			EFICAR TEAM	Toyota GR86	201.4	3	201.4	5	201.1	4	198.1	2	163.6	6	193.1
12	80	Óscar Alarcón			ME-PRE	Toyota GR86	201.4	6	200.7	7	200.3	5	200.0	4	198.8	3	200.3
13	34	Adrian Alcantara de la Cruz			RX PRORACING	Toyota GR86	184.9	7	174.1	8	172.8	6	154.5	2	147.5	4	166.7



Circuito de Madrid Jarama - RACE

GR Cup Spain

Entrenamiento Libre 2

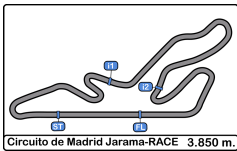
GYW YbVjUJi YHlg'Fzd]XUg



Vta	<cfU8#J	HjYa dc'GYg]Ob	B. Piloto	Cat	Equipo	Vehiculo	Tiempo	Km/h
2	13:27:09.092	5:09.092	70 Santiago Castilla		EFICAR TEAM	Toyota GR86	1:52.420	123.2
2	13:27:31.260	5:31.260	19 Adrian Benito Ferrer		VSR MOTORSPORT	Toyota GR86	1:51.949	123.8
3	13:29:22.354	7:22.354	19 Adrian Benito Ferrer		VSR MOTORSPORT	Toyota GR86	1:51.094	124.7
5	13:33:44.356	11:44.356	33 Felix Aparicio		EFICAR TEAM	Toyota GR86	1:50.947	124.9
7	13:38:26.453	16:26.453	19 Adrian Benito Ferrer		VSR MOTORSPORT	Toyota GR86	1:50.942	124.9







Circuito de Madrid Jarama - RACE

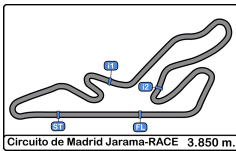
GR Cup Spain

Entrenamiento Libre 2

A Y'tf 'Azl ja UJYcVUX'XY'9j Ybr



B.	Piloto	Cat	Clas	Equipo	Vehiculo	Km/h	GYg Cb
34	Adrian Alcantara de la Cruz			RX PRORACING	Toyota GR86	208.4	Carrera 1 (25'+1V)
23	Antonio Albacete Polo			ME-PRE	Toyota GR86	208.0	Entrenamiento Libre 1
30	Marcos de Diego			EFICAR TEAM	Toyota GR86	208.0	Carrera 1 (25'+1V)
12	S̃ a Ōas  • Ū. .i.Λ:			RX PRORACING	Toyota GR86	207.2	Carrera 1 (25'+1V)
86	Ō'ba á  Ōas(Ō) Ū  á á' ^:			RX PRORACING	Toyota GR86	206.8	Carrera 1 (25'+1V)
19	Adrian Benito Ferrer			VSR MOTORSPORT	Toyota GR86	206.5	Entrenamiento Libre 2
14	Ignacio Rodriguez			AVIASTEC_RACING	Toyota GR86	205.7	Entrenamiento Libre 1
70	Santiago Castilla			EFICAR TEAM	Toyota GR86	205.7	Carrera 1 (25'+1V)
13	Vicente Gabriel Valles			VSR MOTORSPORT	Toyota GR86	205.7	Entrenamiento Libre 2
9	Marta Suria Soler			MOTORISMO RACING	Toyota GR86	204.5	Carrera 1 (25'+1V)
4	Jose Antonio Chico Cadiz			VSR MOTORSPORT	Toyota GR86	204.1	Entrenamiento Libre 2
80	3 • 8as Ōas) á' •			ME-PRE	Toyota GR86	201.8	Cronometrados 1
33	Felix Aparicio			EFICAR TEAM	Toyota GR86	201.4	Entrenamiento Libre 2



Circuito de Madrid Jarama - RACI

GR Cup Spain

Entrenamiento Libre 2

Tiempos Parada en Pit



9 Marta Suria Soler Toyota GR86

MOTORISMO RACING TEAM

B.	<cfU81J	Tiempo	Tiempo Salida	Tiempo Box	T. Box Total	Handicap	Diff.
1	13:37:14.705	13:37:14.705	13:39:10.001	1:55.296	1:55.296		

12 Š a Öæ[[ • Á. .!^: Toyota GR86

RX PRORACING

B.	<cfU81J	Tiempo	Tiempo Salida	Tiempo Box	T. Box Total	Handicap	Diff.
1	13:29:24.611	13:29:24.611	13:30:57.701	1:33.090	1:33.090		

19 Adrian Benito Ferrer Toyota GR86

VSR MOTORSPORT

B.	<cfU81J	Tiempo	Tiempo Salida	Tiempo Box	T. Box Total	Handicap	Diff.
1	13:31:23.254	13:31:23.254	13:32:39.137	1:15.883	1:15.883		

23 Antonio Albacete Polo Toyota GR86

ME-PRE

B.	<cfU81J	Tiempo	Tiempo Salida	Tiempo Box	T. Box Total	Handicap	Diff.
1	13:33:46.472	13:33:46.472	13:35:47.555	2:01.083	2:01.083		

30 Marcos de Diego Toyota GR86

EFICAR TEAM

B.	<cfU81J	Tiempo	Tiempo Salida	Tiempo Box	T. Box Total	Handicap	Diff.
1	13:35:42.075	13:35:42.075	13:37:42.697	2:00.622	2:00.622		

33 Felix Aparicio Toyota GR86

EFICAR TEAM

B.	<cfU81J	Tiempo	Tiempo Salida	Tiempo Box	T. Box Total	Handicap	Diff.
1	13:35:45.809	13:35:45.809	13:38:53.730	3:07.921	3:07.921		

34 Adrian Alcantara de la Cruz Toyota GR86

RX PRORACING

B.	<cfU81J	Tiempo	Tiempo Salida	Tiempo Box	T. Box Total	Handicap	Diff.
1	13:32:27.428	13:32:27.428	13:33:39.477	1:12.049	1:12.049		

70 Santiago Castilla Toyota GR86

EFICAR TEAM

B.	<cfU81J	Tiempo	Tiempo Salida	Tiempo Box	T. Box Total	Handicap	Diff.
1	13:34:50.859	13:34:50.859	13:37:52.140	3:01.281	3:01.281		

80 3 • 8æ/Öæ) æ^• Toyota GR86

ME-PRE

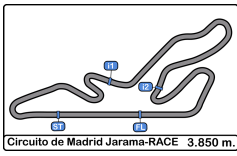
B.	<cfU81J	Tiempo	Tiempo Salida	Tiempo Box	T. Box Total	Handicap	Diff.
1	13:38:27.088	13:38:27.088	13:41:27.871	3:00.783	3:00.783		

86 Q^!æ) à[[ Öæ) Á Rodríguez Toyota GR86

RX PRORACING

B.	<cfU81J	Tiempo	Tiempo Salida	Tiempo Box	T. Box Total	Handicap	Diff.
1	13:28:05.730	13:28:05.730	13:29:07.602	1:01.872	1:01.872		

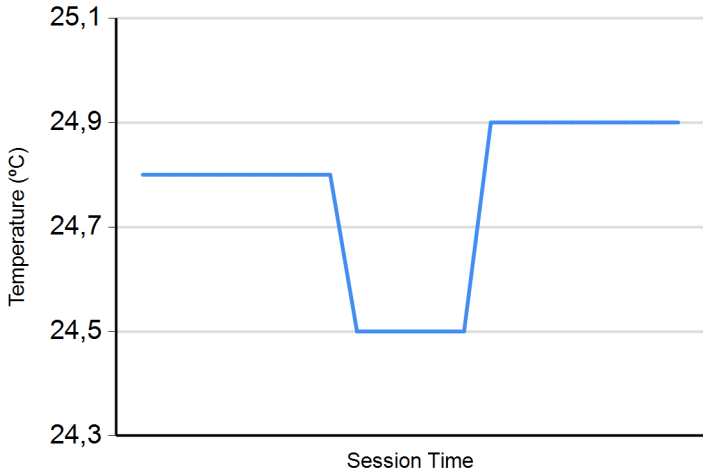




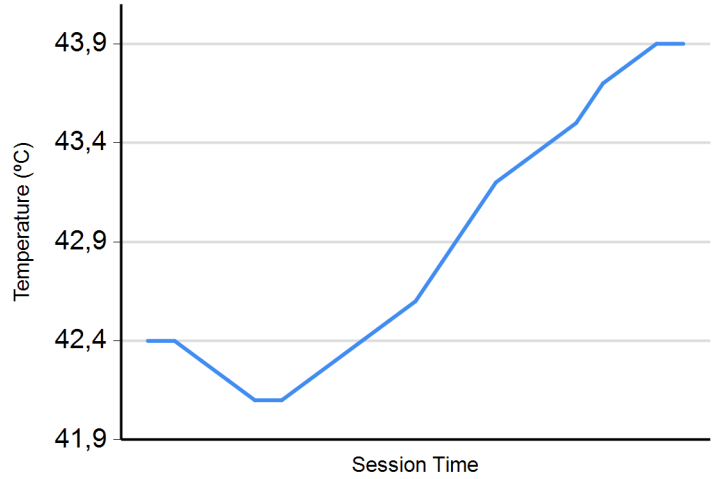
Circuito de Madrid Jarama - RACI  
 GR Cup Spain  
 Entrenamiento Libre 2



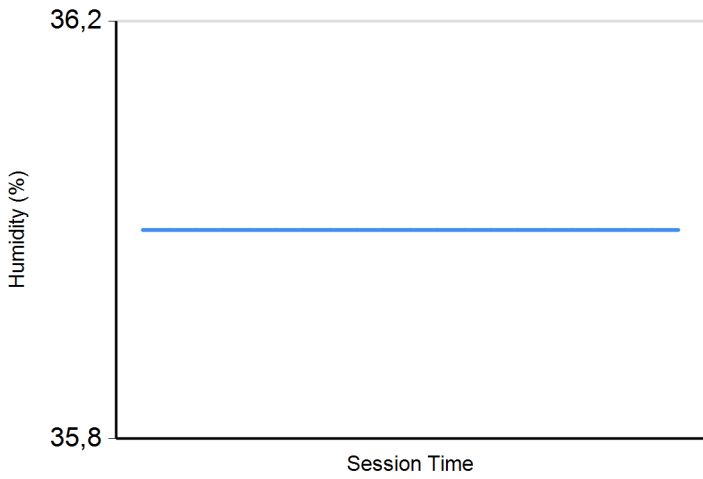
**Temperatura Aire**



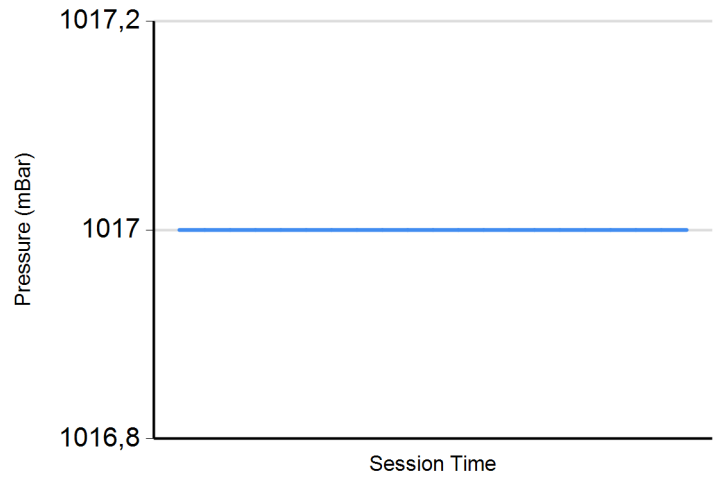
**Temperatura Pista**



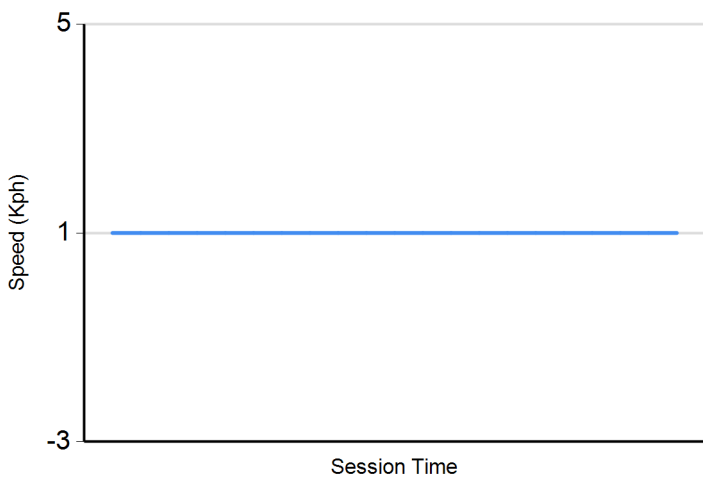
**Humedad**



**Presión**

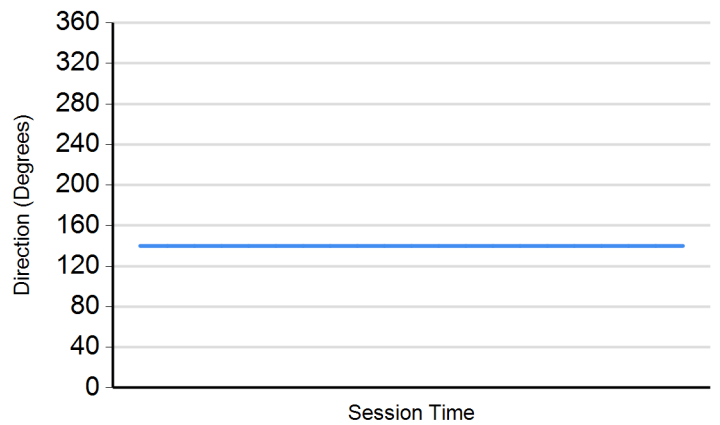


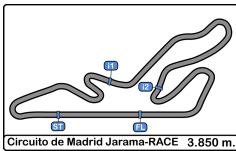
**Velocidad Viento**



**Dirección Viento**

Norte = 0°/360° Este = 90° Sur = 180° Oeste = 270°





Circuito de Madrid Jarama - RACE

GR Cup Spain

Cronometrados 2

Resultados Provisionales



Clas	Nº	Piloto	Cat	Clas	Equipo	Vehiculo	Vtas.	Mejor	Tiempo	Dif 1º	Interval	Km/h
1	33	Felix Aparicio			EFICAR TEAM	Toyota GR86	7	3	1:50.539			125.3
2	86	Alejandro Cachón Rodriguez			RX PRORACING	Toyota GR86	7	3	1:50.632	0.093	0.093	125.2
3	19	Adrian Benito Ferrer			VSR MOTORSPORT	Toyota GR86	8	4	1:50.639	0.100	0.007	125.2
4	30	Marcos de Diego			EFICAR TEAM	Toyota GR86	6	3	1:50.909	0.370	0.270	124.9
5	23	Antonio Albacete Polo			ME-PRE	Toyota GR86	8	2	1:51.146	0.607	0.237	124.7
6	70	Santiago Castilla			EFICAR TEAM	Toyota GR86	7	6	1:51.174	0.635	0.028	124.6
7	14	Ignacio Rodriguez			AVIASTEC_RACING	Toyota GR86	6	3	1:51.756	1.217	0.582	124.0
8	13	Vicente Gabriel Valles			VSR MOTORSPORT	Toyota GR86	8	5	1:51.799	1.260	0.043	123.9
9	34	Adrian Alcantara de la Cruz			RX PRORACING	Toyota GR86	9	5	1:52.246	1.707	0.447	123.4
10	4	Jose Antonio Chico Cadiz			VSR MOTORSPORT	Toyota GR86	5	4	1:52.419	1.880	0.173	123.2
11	9	Marta Suria Soler			MOTORISMO RACING TEAM	Toyota GR86	8	7	1:52.846	2.307	0.427	122.8
12	80	Óscar Canales			ME-PRE	Toyota GR86	7	6	1:53.099	2.560	0.253	122.5

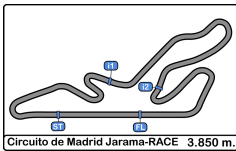
Publicado a las:.....

Temp Pista: 39.4 °C Temp Aire: 27.3 °C Humedad: 31 % Estado Pista: SECA

Director Carrera:

Cronometrador:





Circuito de Madrid Jarama - RACE

GR Cup Spain

Cronometrados 2

Resultados Provisionales por Categoría



Clas	Nº	Piloto	Cat	Clas	Equipo	Vehículo	Vtas.	Mejor	Tiempo	Dif 1º	Interval	Km/h
1	33	Felix Aparicio			EFICAR TEAM	Toyota GR86	7	3	1:50.539			125.3
2	86	Alejandro Cachón Rodriguez			RX PRORACING	Toyota GR86	7	3	1:50.632	0.093	0.093	125.2
3	19	Adrian Benito Ferrer			VSR MOTORSPORT	Toyota GR86	8	4	1:50.639	0.100	0.007	125.2
4	30	Marcos de Diego			EFICAR TEAM	Toyota GR86	6	3	1:50.909	0.370	0.270	124.9
5	23	Antonio Albacete Polo			ME-PRE	Toyota GR86	8	2	1:51.146	0.607	0.237	124.7
6	70	Santiago Castilla			EFICAR TEAM	Toyota GR86	7	6	1:51.174	0.635	0.028	124.6
7	14	Ignacio Rodriguez			AVIASTEC_RACING	Toyota GR86	6	3	1:51.756	1.217	0.582	124.0
8	13	Vicente Gabriel Valles			VSR MOTORSPORT	Toyota GR86	8	5	1:51.799	1.260	0.043	123.9
9	34	Adrian Alcantara de la Cruz			RX PRORACING	Toyota GR86	9	5	1:52.246	1.707	0.447	123.4
10	4	Jose Antonio Chico Cadiz			VSR MOTORSPORT	Toyota GR86	5	4	1:52.419	1.880	0.173	123.2
11	9	Marta Suria Soler			MOTORISMO RACING	Toyota GR86	8	7	1:52.846	2.307	0.427	122.8
12	80	Óscar Canales			ME-PRE	Toyota GR86	7	6	1:53.099	2.560	0.253	122.5

Publicado a las:.....

Temp Pista: 39.4 °C Temp Aire: 27.3 °C Humedad: 31 % Estado Pista: SECA

Director Carrera:

Cronometrador:





Circuito de Madrid Jarama - RACE  
GR Cup Spain  
Cronometrados 2  
Tiempos Por Vuelta



4 Jose Antonio Chico Cadiz Toyota GR86 23 Antonio Albacete Polo Toyota GR86  
VSR MOTORSPORT ME-PRE

Vta	D	Tiempo	Sector 1	Sector 2	Sector 3	T. Spd	Elapsed	Vta	D	Tiempo	Sector 1	Sector 2	Sector 3	T. Spd	Elapsed
1		16:15:27.571	16:14:14.288	40.675	32.608	94.1	16:15:27.571	1		16:15:16.664	16:14:05.102	39.750	31.812	85.9	16:15:16.664
2		1:52.764	43.074	37.597	32.093	202.6	16:17:20.335	2		1:51.146	42.758	37.356	31.032	203.3	16:17:07.810
3		1:52.752	43.097	37.882	31.773	201.1	16:19:13.087	3		1:51.180	42.510	37.566	31.104	203.0	16:18:58.990
4		1:52.419	42.850	37.734	31.835	201.4	16:21:05.506	4		2:04.167 P	42.430	37.674	44.063	203.7	16:21:03.157
5		2:19.643 P	44.505	42.447	52.691	201.1	16:23:25.149	5		4:18.513	3:04.183	42.535	31.795	94.1	16:25:21.670

9 Marta Suria Soler Toyota GR86  
MOTORISMO RACING TEAM

Vta	D	Tiempo	Sector 1	Sector 2	Sector 3	T. Spd	Elapsed	Vta	D	Tiempo	Sector 1	Sector 2	Sector 3	T. Spd	Elapsed
1		16:16:25.090	16:15:12.488	40.511	32.091	82.6	16:16:25.090	30		16:16:08.612	16:14:51.269	42.441	34.902	86.5	16:16:08.612
2		1:53.110	43.522	37.759	31.829	199.6	16:18:18.200			2:07.088	49.102	43.789	34.197	161.6	16:18:15.700
3		1:53.420	43.769	38.092	31.559	198.8	16:20:11.620	3		1:50.909	42.524	37.176	31.209	203.3	16:20:06.609
4		1:53.038	43.388	37.876	31.774	198.8	16:22:04.658	4		2:01.037	42.496	41.358	37.183	203.0	16:22:07.646
5		2:24.261	51.729	56.998	35.534	197.8	16:24:28.919	5		2:06.183	47.485	46.368	32.330	204.9	16:24:13.829
6		1:53.414	43.784	37.921	31.709	196.7	16:26:22.333	6		2:10.716 P	42.597	44.801	43.318	203.3	16:26:24.545
7		1:52.846	43.317	37.772	31.757	199.6	16:28:15.179								
8		2:38.711 P	56.694	50.354	51.663	157.8	16:30:53.890								

13 Vicente Gabriel Valles Toyota GR86  
VSR MOTORSPORT 33 Felix Aparicio Toyota GR86  
EFICAR TEAM

Vta	D	Tiempo	Sector 1	Sector 2	Sector 3	T. Spd	Elapsed	Vta	D	Tiempo	Sector 1	Sector 2	Sector 3	T. Spd	Elapsed
1		16:15:18.134	16:14:00.971	44.472	32.691	75.3	16:15:18.134	1		16:15:44.816	16:14:33.362	39.506	31.948	85.2	16:15:44.816
2		1:52.413	43.171	37.571	31.671	202.2	16:17:10.547	2		1:51.249	42.523	37.391	31.335	200.0	16:17:36.065
3		1:52.357	43.061	37.560	31.736	203.0	16:19:02.904	3		1:50.539	42.287	37.102	31.150	200.0	16:19:26.604
4		1:52.214	42.767	37.439	32.008	201.4	16:20:55.118	4		1:50.650	42.376	37.050	31.224	200.3	16:21:17.254
5		1:51.799	42.719	37.442	31.638	201.1	16:22:46.917	5		1:50.652	42.305	37.058	31.289	201.8	16:23:07.906
6		2:02.933	42.868	45.708	34.357	201.1	16:24:49.850	6		2:17.441 P	49.694	43.274	44.473	145.1	16:25:25.347
7		1:52.032	42.892	37.369	31.771	200.7	16:26:41.882	7		3:37.953 P	2:08.131	42.398	47.424	83.1	16:29:03.300
8		2:18.784 P	42.985	47.670	48.129	200.0	16:29:00.666								

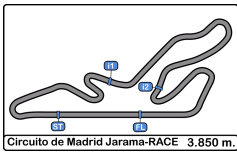
14 Ignacio Rodriguez Toyota GR86 34 Adrian Alcantara de la Cruz Toyota GR86  
AVIASTEC\_RACING RX PRORACING

Vta	D	Tiempo	Sector 1	Sector 2	Sector 3	T. Spd	Elapsed	Vta	D	Tiempo	Sector 1	Sector 2	Sector 3	T. Spd	Elapsed
1		16:15:25.040	16:14:04.723	46.286	34.031	79.6	16:15:25.040	1		16:15:03.199	16:13:52.844	38.772	31.583	83.4	16:15:03.199
2		1:51.886	42.729	37.398	31.759	203.0	16:17:16.926	2		1:52.604	43.398	37.719	31.487	199.6	16:16:55.803
3		1:51.756	42.708	37.674	31.374	203.0	16:19:08.682	3		1:52.913	43.390	38.036	31.487	200.0	16:18:48.716
4		2:06.479	44.834	45.751	35.894	169.2	16:21:15.161	4		1:52.353	43.136	37.833	31.384	200.3	16:20:41.069
5		1:51.868	42.854	37.602	31.412	203.0	16:23:07.029	5		1:52.246	42.985	37.786	31.475	199.6	16:22:33.315
6		2:35.639 P	56.817	50.235	48.587	160.2	16:25:42.668	6		1:58.314	42.955	37.881	37.478	201.4	16:24:31.629
7		1:59.575	49.692	38.082	31.801	134.6	16:26:31.204	7		1:52.799	43.505	37.638	31.656	196.0	16:28:24.003
8		1:52.799	42.892	37.369	31.771	200.7	16:28:15.179	9		2:32.564 P	54.712	49.283	48.569	145.5	16:30:56.567

19 Adrian Benito Ferrer Toyota GR86  
VSR MOTORSPORT

Vta	D	Tiempo	Sector 1	Sector 2	Sector 3	T. Spd	Elapsed	Vta	D	Tiempo	Sector 1	Sector 2	Sector 3	T. Spd	Elapsed
1		16:15:26.871	16:14:13.931	40.554	32.386	92.6	16:15:26.871	70		16:15:05.555	16:13:55.750	37.891	31.914	86.1	16:15:05.555
2		1:51.285	42.984	37.128	31.173	201.4	16:17:18.156	2		1:51.286	42.612	37.418	31.256	204.1	16:16:56.841
3		1:50.660	42.287	37.137	31.236	208.4	16:19:08.816	3		2:11.419 P	44.308	44.023	43.088	203.7	16:19:08.260
4		1:50.639	42.343	37.005	31.291	207.2	16:20:59.455	4		3:55.065	2:42.716	40.373	31.976	93.2	16:23:03.325
5		1:57.339	42.451	39.051	35.837	205.3	16:22:56.794	5		1:51.225	42.606	37.440	31.179	201.1	16:24:54.550
6		2:01.496	44.811	43.878	32.807	204.5	16:24:58.290	6		1:51.174	42.498	37.335	31.341	203.7	16:26:45.724
7		1:55.409	42.470	39.225	33.714	205.7	16:26:53.699	7		2:19.623 P	42.513	43.533	53.577	202.6	16:29:05.347
8		2:05.279 P	42.491	37.197	45.591	204.5	16:28:58.978								





Circuito de Madrid Jarama - RACE

GR Cup Spain

Cronometrados 2

Tiempos Por Vuelta



80

Óscar Canales

Toyota GR86

ME-PRE

Vta	D	Tiempo	Sector 1	Sector 2	Sector 3	T. Spd	Elapsed
1		16:15:29.725	16:14:06.852	47.339	35.534	92.6	16:15:29.725
2		1:53.676	43.917	37.601	32.158	201.4	16:17:23.401
3		1:53.578	43.683	37.738	32.157	201.1	16:19:16.979
4		1:53.589	43.461	37.911	32.217	202.2	16:21:10.568
5		1:55.784	43.808	39.186	32.790	197.0	16:23:06.352
6		1:53.099	43.290	37.670	32.139	201.4	16:24:59.451
7		2:17.093 P	47.768	45.179	44.146	176.1	16:27:16.544

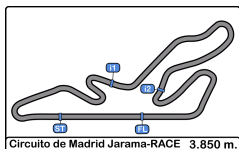
86

Alejandro Cachón  
Rodríguez

Toyota GR86

RX PRORACING

Vta	D	Tiempo	Sector 1	Sector 2	Sector 3	T. Spd	Elapsed
1		16:15:09.048	16:13:56.748	39.535	32.765	85.7	16:15:09.048
2		1:51.604	43.052	37.330	31.222	204.9	16:17:00.652
3		1:50.632	42.257	37.234	31.141	204.9	16:18:51.284
4		2:17.573 P	47.935	46.468	43.170	184.3	16:21:08.857
5		3:00.578	1:44.680	43.853	32.045	95.6	16:24:09.435
6		1:51.326	42.739	37.214	31.373	200.7	16:26:00.761
7		2:09.073 P	42.754	37.444	48.875	202.2	16:28:09.834



Circuito de Madrid Jarama - RACE

GR Cup Spain

Cronometrados 2

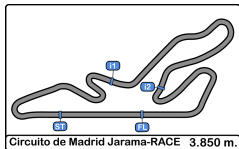
Mejores Sectores



Circuito de Madrid Jarama-RACE 3.850 m.

Sector - 1			Sector - 2			Sector - 3			Vta. Ideal vs Mejor Vta.						
Clas	Nº	Piloto	Tiempo	Nº	Piloto	Tiempo	Nº	Piloto	Tiempo	Clas	Nº	Piloto	Ideal Lap	Best Lap	Clas
1	86	Alejandro Cachón Rodríguez	42.257	19	Adrian Benito Ferrer	37.005	23	Antonio Albacete Polo	31.032	1	19	Adrian Benito Ferrer	1:50.465	1:50.639	3
2	19	Adrian Benito Ferrer	42.287	33	Felix Aparicio	37.050	86	Alejandro Cachón Rodríguez	31.141	2	33	Felix Aparicio	1:50.487	1:50.539	1
3	33	Felix Aparicio	42.287	30	Marcos de Diego	37.176	33	Felix Aparicio	31.150	3	86	Alejandro Cachón Rodríguez	1:50.612	1:50.632	2
4	23	Antonio Albacete Polo	42.430	86	Alejandro Cachón Rodríguez	37.214	19	Adrian Benito Ferrer	31.173	4	23	Antonio Albacete Polo	1:50.818	1:51.146	5
5	30	Marcos de Diego	42.496	70	Santiago Castilla	37.335	70	Santiago Castilla	31.179	5	30	Marcos de Diego	1:50.881	1:50.909	4
6	70	Santiago Castilla	42.498	23	Antonio Albacete Polo	37.356	30	Marcos de Diego	31.209	6	70	Santiago Castilla	1:51.012	1:51.174	6
7	14	Ignacio Rodríguez	42.708	13	Vicente Gabriel Valles	37.369	14	Ignacio Rodríguez	31.374	7	14	Ignacio Rodríguez	1:51.480	1:51.756	7
8	13	Vicente Gabriel Valles	42.719	14	Ignacio Rodríguez	37.398	34	Adrian Alcantara de la Cruz	31.384	8	13	Vicente Gabriel Valles	1:51.726	1:51.799	8
9	4	Jose Antonio Chico Cadiz	42.850	4	Jose Antonio Chico Cadiz	37.597	9	Marta Suria Soler	31.559	9	34	Adrian Alcantara de la Cruz	1:51.977	1:52.246	9
10	34	Adrian Alcantara de la Cruz	42.955	80	Óscar Canales	37.601	13	Vicente Gabriel Valles	31.638	10	4	Jose Antonio Chico Cadiz	1:52.220	1:52.419	10
11	80	Óscar Canales	43.290	34	Adrian Alcantara de la Cruz	37.638	4	Jose Antonio Chico Cadiz	31.773	11	9	Marta Suria Soler	1:52.635	1:52.846	11
12	9	Marta Suria Soler	43.317	9	Marta Suria Soler	37.759	80	Óscar Canales	32.139	12	80	Óscar Canales	1:53.030	1:53.099	12





Circuito de Madrid Jarama - RACE

GR Cup Spain

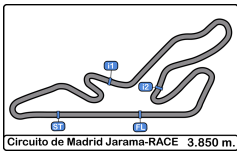
Cronometrados 2

5 Mejores Tiempos



Circuito de Madrid Jarama-RACE 3.850 m.

Cls	Nº	Piloto	Cat	Cls	Equipo	Vehiculo	Mejor 1		Mejor 2		Mejor 3		Mejor 4		Mejor 5	
							Tiemp	Vta	Tiemp	Vta	Tiemp	Vta	Tiemp	Vta	Tiemp	Vta
1	33	Felix Aparicio			EFICAR TEAM	Toyota GR86	1:50.539	3	1:50.650	4	1:50.652	5	1:51.249	2	2:17.441	6
2	86	Alejandro Cachón Rodríguez			RX PRORACING	Toyota GR86	1:50.632	3	1:51.326	6	1:51.604	2	2:09.073	7	2:17.573	4
3	19	Adrian Benito Ferrer			VSR MOTORSPORT	Toyota GR86	1:50.639	4	1:50.660	3	1:51.285	2	1:55.409	7	1:57.339	5
4	30	Marcos de Diego			EFICAR TEAM	Toyota GR86	1:50.909	3	2:01.037	4	2:06.183	5	2:07.088	2	2:10.716	6
5	23	Antonio Albacete Polo			ME-PRE	Toyota GR86	1:51.146	2	1:51.180	3	1:51.860	7	1:52.128	6	2:04.167	4
6	70	Santiago Castilla			EFICAR TEAM	Toyota GR86	1:51.174	6	1:51.225	5	1:51.286	2	2:11.419	3	2:19.623	7
7	14	Ignacio Rodríguez			AVIASTEC_RACING	Toyota GR86	1:51.756	3	1:51.868	5	1:51.886	2	2:06.479	4	2:35.639	6
8	13	Vicente Gabriel Valles			VSR MOTORSPORT	Toyota GR86	1:51.799	5	1:52.032	7	1:52.214	4	1:52.357	3	1:52.413	2
9	34	Adrian Alcantara de la Cruz			RX PRORACING	Toyota GR86	1:52.246	5	1:52.353	4	1:52.604	2	1:52.799	8	1:52.913	3
10	4	Jose Antonio Chico Cadiz			VSR MOTORSPORT	Toyota GR86	1:52.419	4	1:52.752	3	1:52.764	2	2:19.643	5		
11	9	Marta Suria Soler			MOTORISMO RACING	Toyota GR86	1:52.846	7	1:53.038	4	1:53.110	2	1:53.414	6	1:53.420	3
12	80	Óscar Canales			ME-PRE	Toyota GR86	1:53.099	6	1:53.578	3	1:53.589	4	1:53.676	2	1:55.784	5



Circuito de Madrid Jarama - RACE

GR Cup Spain

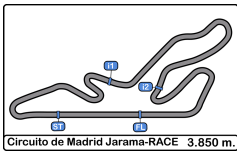
Cronometrados 2

5 Mejores Velocidades



Circuito de Madrid Jarama-RACE 3.850 m.

Clas	Nº	Piloto	Cat	Cls	Equipo	Vehiculo	Top 1		Top 2		Top 3		Top 4		Top 5		Avg
							Km/h	Vta	Km/h	Vta	Km/h	Vta	Km/h	Vta	Km/h	Vta	
1	19	Adrian Benito Ferrer			VSR MOTORSPORT	Toyota GR86	208.4	3	207.2	4	205.7	7	205.3	5	204.5	6	206.2
2	30	Marcos de Diego			EFICAR TEAM	Toyota GR86	204.9	5	203.3	3	203.3	6	203.0	4	161.6	2	195.2
3	86	Alejandro Cachón Rodríguez			RX PRORACING	Toyota GR86	204.9	2	204.9	3	202.2	7	200.7	6	184.3	4	199.4
4	70	Santiago Castilla			EFICAR TEAM	Toyota GR86	204.1	2	203.7	3	203.7	6	202.6	7	201.1	5	203.0
5	23	Antonio Albacete Polo			ME-PRE	Toyota GR86	203.7	4	203.3	2	203.0	3	201.4	6	201.4	7	202.6
6	13	Vicente Gabriel Valles			VSR MOTORSPORT	Toyota GR86	203.0	3	202.2	2	201.4	4	201.1	5	201.1	6	201.7
7	14	Ignacio Rodríguez			AVIASTEC_RACING	Toyota GR86	203.0	2	203.0	3	203.0	5	169.2	4	160.2	6	187.7
8	4	Jose Antonio Chico Cadiz			VSR MOTORSPORT	Toyota GR86	202.6	2	201.4	4	201.1	3	201.1	5	94.1	1	180.1
9	80	Óscar Canales			ME-PRE	Toyota GR86	202.2	4	201.4	2	201.4	6	201.1	3	197.0	5	200.6
10	33	Felix Aparicio			EFICAR TEAM	Toyota GR86	201.8	5	200.3	4	200.0	2	200.0	3	145.1	6	189.4
11	34	Adrian Alcantara de la Cruz			RX PRORACING	Toyota GR86	201.4	6	200.3	4	200.0	3	199.6	2	199.6	5	200.2
12	9	Marta Suria Soler			MOTORISMO RACING TEAM	Toyota GR86	199.6	2	199.6	7	198.8	3	198.8	4	197.8	5	198.9



Circuito de Madrid Jarama - RACE

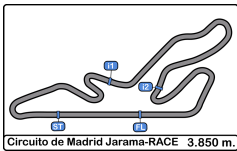
GR Cup Spain

Cronometrados 2

Secuencia Vueltas Rápidas



Vta	Hora Día	Tiempo Sesión	Nº Piloto	Cat	Equipo	Vehiculo	Tiempo	Km/h
2	16:16:55.803	3:55.803	34 Adrian Alcantara de la Cruz		RX PRORACING	Toyota GR86	1:52.604	123.0
2	16:16:56.841	3:56.841	70 Santiago Castilla		EFICAR TEAM	Toyota GR86	1:51.286	124.5
2	16:17:07.810	4:07.810	23 Antonio Albacete Polo		ME-PRE	Toyota GR86	1:51.146	124.7
3	16:18:51.284	5:51.284	86 Alejandro Cachón Rodriguez		RX PRORACING	Toyota GR86	1:50.632	125.2
3	16:19:26.604	6:26.604	33 Felix Aparicio		EFICAR TEAM	Toyota GR86	1:50.539	125.3



Circuito de Madrid Jarama - RACI

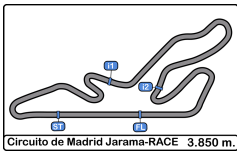
GR Cup Spain

Cronometrados 2

Mejor Máxima Velocidad del Evento



Nº	Piloto	Cat	Clas	Equipo	Vehiculo	Km/h	Sesión
34	Adrian Alcantara de la Cruz			RX PRORACING	Toyota GR86	208.4	Carrera 1 (25'+1V)
19	Adrian Benito Ferrer			VSR MOTORSPORT	Toyota GR86	208.4	Cronometrados 2
23	Antonio Albacete Polo			ME-PRE	Toyota GR86	208.0	Entrenamiento Libre 1
30	Marcos de Diego			EFICAR TEAM	Toyota GR86	208.0	Carrera 1 (25'+1V)
12	Luis Carlos Pérez			RX PRORACING	Toyota GR86	207.2	Carrera 1 (25'+1V)
86	Alejandro Cachón Rodríguez			RX PRORACING	Toyota GR86	206.8	Carrera 1 (25'+1V)
14	Ignacio Rodríguez			AVIASTEC_RACING	Toyota GR86	205.7	Entrenamiento Libre 1
70	Santiago Castilla			EFICAR TEAM	Toyota GR86	205.7	Carrera 1 (25'+1V)
13	Vicente Gabriel Valles			VSR MOTORSPORT	Toyota GR86	205.7	Entrenamiento Libre 2
9	Marta Suria Soler			MOTORISMO RACING	Toyota GR86	204.5	Carrera 1 (25'+1V)
4	Jose Antonio Chico Cadiz			VSR MOTORSPORT	Toyota GR86	204.1	Entrenamiento Libre 2
80	Óscar Canales			ME-PRE	Toyota GR86	202.2	Cronometrados 2
33	Felix Aparicio			EFICAR TEAM	Toyota GR86	201.8	Cronometrados 2



Circuito de Madrid Jarama - RACE

GR Cup Spain

Cronometrados 2

Tiempos Parada en Pit



23

Antonio Albacete Polo

Toyota GR86

ME-PRE

Nº	Hora Día	Tiempo	Tiempo Salida	Tiempo Box	T. Box Total	Handicap	Diff.
1	16:20:59.171	16:20:59.171	16:23:24.813	2:25.642	2:25.642		

33

Felix Aparicio

Toyota GR86

EFICAR TEAM

Nº	Hora Día	Tiempo	Tiempo Salida	Tiempo Box	T. Box Total	Handicap	Diff.
1	16:25:20.927	16:25:20.927	16:26:49.070	1:28.143	1:28.143		

70

Santiago Castilla

Toyota GR86

EFICAR TEAM

Nº	Hora Día	Tiempo	Tiempo Salida	Tiempo Box	T. Box Total	Handicap	Diff.
1	16:19:05.112	16:19:05.112	16:21:07.455	2:02.343	2:02.343		

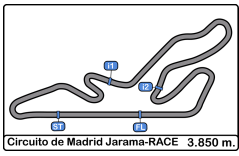
86

Alejandro Cachón  
Rodríguez

Toyota GR86

RX PRORACING

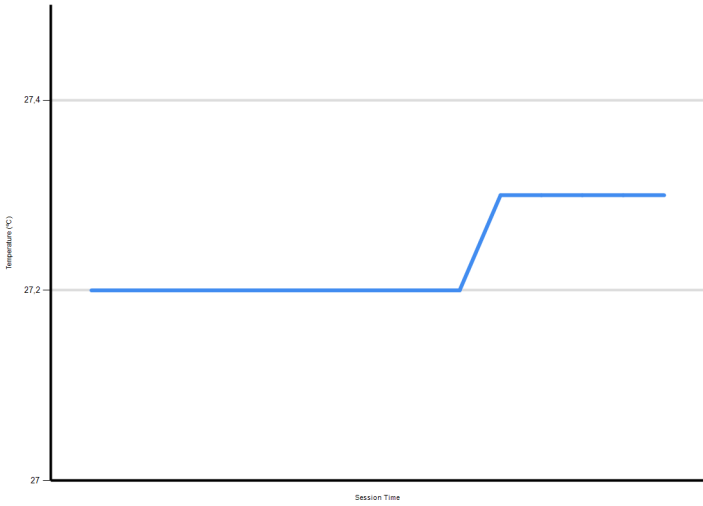
Nº	Hora Día	Tiempo	Tiempo Salida	Tiempo Box	T. Box Total	Handicap	Diff.
1	16:21:05.393	16:21:05.393	16:22:07.495	1:02.102	1:02.102		



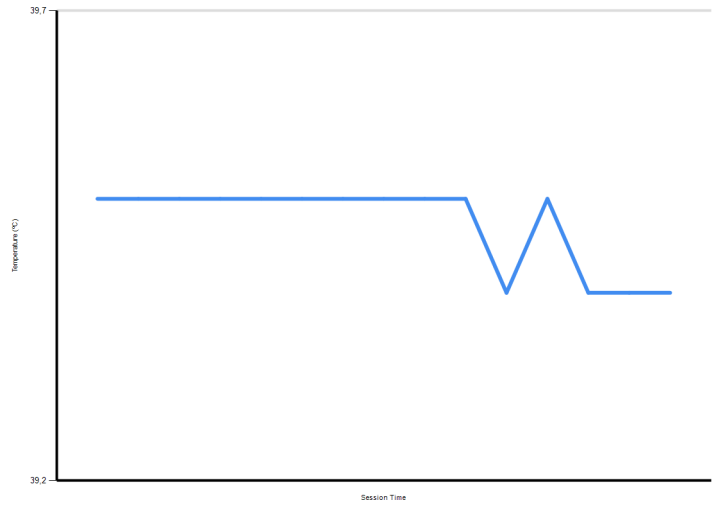
Circuito de Madrid Jarama - RACI  
 GR Cup Spain  
 Cronometrados 2  
 Informe Meteorológico



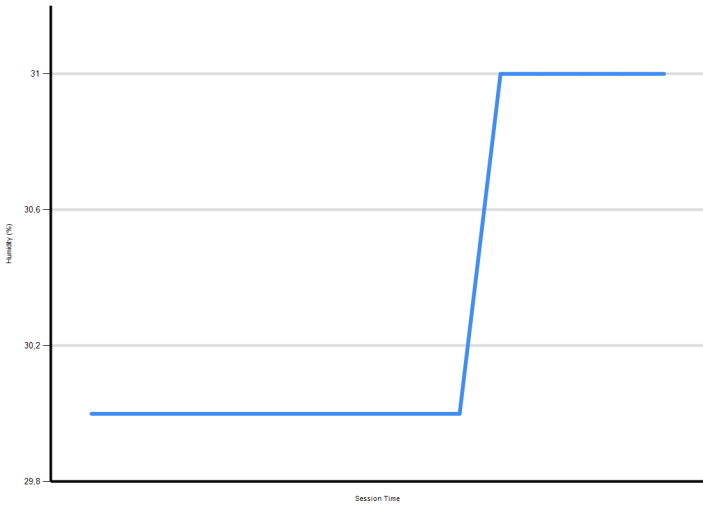
Temperatura Aire




Temperatura Pista




Humedad



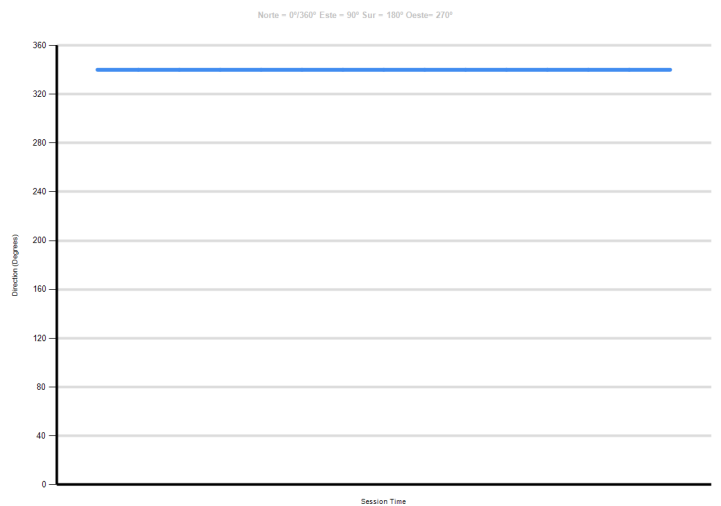
Presión

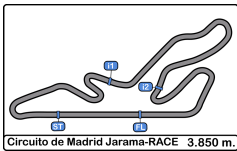


Velocidad Viento



Dirección Viento





Circuito de Madrid Jarama - RACE

GR Cup Spain

Cronometrados 2

Resultados Finales



Clas	Nº	Piloto	Cat	Clas	Equipo	Vehiculo	Vtas.	Mejor	Tiempo	Dif 1º	Interval	Km/h
1	33	Felix Aparicio			EFICAR TEAM	Toyota GR86	7	3	1:50.539			125.3
2	86	Alejandro Cachón Rodriguez			RX PRORACING	Toyota GR86	7	3	1:50.632	0.093	0.093	125.2
3	19	Adrian Benito Ferrer			VSR MOTORSPORT	Toyota GR86	8	4	1:50.639	0.100	0.007	125.2
4	30	Marcos de Diego			EFICAR TEAM	Toyota GR86	6	3	1:50.909	0.370	0.270	124.9
5	23	Antonio Albacete Polo			ME-PRE	Toyota GR86	8	2	1:51.146	0.607	0.237	124.7
6	70	Santiago Castilla			EFICAR TEAM	Toyota GR86	7	6	1:51.174	0.635	0.028	124.6
7	14	Ignacio Rodriguez			AVIASTEC_RACING	Toyota GR86	6	3	1:51.756	1.217	0.582	124.0
8	13	Vicente Gabriel Valles			VSR MOTORSPORT	Toyota GR86	8	5	1:51.799	1.260	0.043	123.9
9	34	Adrian Alcantara de la Cruz			RX PRORACING	Toyota GR86	9	5	1:52.246	1.707	0.447	123.4
10	4	Jose Antonio Chico Cadiz			VSR MOTORSPORT	Toyota GR86	5	4	1:52.419	1.880	0.173	123.2
11	9	Marta Suria Soler			MOTORISMO RACING TEAM	Toyota GR86	8	7	1:52.846	2.307	0.427	122.8
12	80	Óscar Canales			ME-PRE	Toyota GR86	7	6	1:53.099	2.560	0.253	122.5

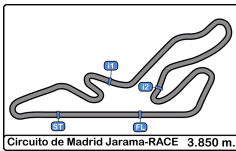
Publicado a las:.....

Temp Pista: 39.4 °C Temp Aire: 27.3 °C Humedad: 31 % Estado Pista: SECA

Comisarios Deportivos:

Cronometrador:





Circuito de Madrid Jarama - RACI  
GR Cup Spain  
Carrera 2 (25'+1V)  
Resultados Provisionales



Clas	Nº	Piloto	Cat	Clas	Equipo	Vehiculo	Vtas.	Tiempo Total	Dif 1º	Interval	Km/h	Mejor	Tiempo	Km/h
1	86	Alejandro Cachón Rodriguez			RX PRORACING	Toyota GR86	15	27:59.939			123.7	4	1:51.369	124.4
2	19	Adrian Benito Ferrer			VSR MOTORSPORT	Toyota GR86	15	28:01.349	1.410	1.410	123.6	3	1:50.814	125.0
3	33	Felix Aparicio			EFICAR TEAM	Toyota GR86	15	28:04.389	4.450	3.040	123.4	4	1:51.214	124.6
4	30	Marcos de Diego			EFICAR TEAM	Toyota GR86	15	28:04.590	4.651	0.201	123.4	4	1:51.461	124.3
5	23	Antonio Albacete Polo			ME-PRE	Toyota GR86	15	28:15.045	15.106	10.455	122.6	2	1:51.502	124.3
6	13	Vicente Gabriel Valles			VSR MOTORSPORT	Toyota GR86	15	28:18.173	18.234	3.128	122.4	3	1:52.471	123.2
7	14	Ignacio Rodriguez			AVIASTEC_RACING	Toyota GR86	15	28:18.880	18.941	0.707	122.3	5	1:52.409	123.2
8	4	Jose Antonio Chico Cadiz			VSR MOTORSPORT	Toyota GR86	15	28:22.188	22.249	3.308	122.1	8	1:52.387	123.3
9	34	Adrian Alcantara de la Cruz			RX PRORACING	Toyota GR86	15	28:24.733	24.794	2.545	121.9	6	1:52.681	123.0
10	12	Luis Carlos Pérez			RX PRORACING	Toyota GR86	15	28:25.549	25.610	0.816	121.8	7	1:52.541	123.1
11	9	Marta Suria Soler			MOTORISMO RACING	Toyota GR86	15	28:32.651	32.712	7.102	121.3	3	1:53.193	122.4
12	70	Santiago Castilla			EFICAR TEAM	Toyota GR86	15	28:35.791	35.852	3.140	121.1	2	1:51.586	124.2

Not classified: (Requirements: 75% of number laps of leader = 12 Laps)

80	Óscar Canales			ME-PRE	Toyota GR86	7	22:07.291	8 Vtas.	8 Vtas.	73.0	5	1:55.968	119.5
----	---------------	--	--	--------	-------------	---	-----------	---------	---------	------	---	----------	-------

Vta. Rápida Adrian Benito Ferrer en 1:50.814 a 125.0 Km/h en la vta. 3

Publicado a las:.....

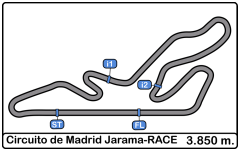
Temp Pista: 30.3 °C Temp Aire: 25.4 °C Humedad: 36 % Estado Pista: SECA

Director Carrera:

Cronometrador:







Circuito de Madrid Jarama - RACI  
 GR Cup Spain  
 Carrera 2 (25'+1V)  
 Resultados Provisionales



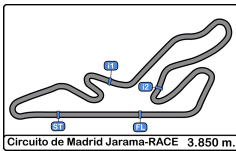
Publicado a las:.....

Temp Pista: **30.3 °C** Temp Aire: **25.4 °C** Humedad: **36 %** Estado Pista: **SECA**

**Director Carrera:**

**Cronometrador:**





Circuito de Madrid Jarama - RACI  
GR Cup Spain  
Carrera 2 (25'+1V)



Resultados Provisionales por Categoría

Clas	Nº	Piloto	Cat	Clas	Equipo	Vehiculo	Vtas.	Tiempo Total	Dif 1º	Interval	Km/h	Mejor	Tiemp	Km/h
1	86	Alejandro Cachón Rodriguez			RX PRORACING	Toyota GR86	15	27:59.939			123.7	4	1:51.36	124.4
2	19	Adrian Benito Ferrer			VSR MOTORSPORT	Toyota GR86	15	28:01.349	1.410	1.410	123.6	3	1:50.81	125.0
3	33	Felix Aparicio			EFICAR TEAM	Toyota GR86	15	28:04.389	4.450	3.040	123.4	4	1:51.21	124.6
4	30	Marcos de Diego			EFICAR TEAM	Toyota GR86	15	28:04.590	4.651	0.201	123.4	4	1:51.46	124.3
5	23	Antonio Albacete Polo			ME-PRE	Toyota GR86	15	28:15.045	15.106	10.455	122.6	2	1:51.50	124.3
6	13	Vicente Gabriel Valles			VSR MOTORSPORT	Toyota GR86	15	28:18.173	18.234	3.128	122.4	3	1:52.47	123.2
7	14	Ignacio Rodriguez			AVIASTEC_RACING	Toyota GR86	15	28:18.880	18.941	0.707	122.3	5	1:52.40	123.2
8	4	Jose Antonio Chico Cadiz			VSR MOTORSPORT	Toyota GR86	15	28:22.188	22.249	3.308	122.1	8	1:52.38	123.3
9	34	Adrian Alcantara de la Cruz			RX PRORACING	Toyota GR86	15	28:24.733	24.794	2.545	121.9	6	1:52.68	123.0
10	12	Luis Carlos Pérez			RX PRORACING	Toyota GR86	15	28:25.549	25.610	0.816	121.8	7	1:52.54	123.1
11	9	Marta Suria Soler			MOTORISMO RACING	Toyota GR86	15	28:32.651	32.712	7.102	121.3	3	1:53.19	122.4
12	70	Santiago Castilla			EFICAR TEAM	Toyota GR86	15	28:35.791	35.852	3.140	121.1	2	1:51.58	124.2

Not classified: (Requirements: 75% of number laps of leader = 12 Laps)

80	Óscar Canales			ME-PRE	Toyota GR86	7	22:07.291	8 Vtas.	8 Vtas.	73.0	5	1:55.96	119.5
----	---------------	--	--	--------	-------------	---	-----------	---------	---------	------	---	---------	-------

Vta. Rápida Adrian Benito Ferrer en 1:50.814 a 125.0 Km/h en la vta. 3

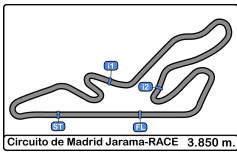
Publicado a las:.....

Temp Pista: 30.3 °C Temp Aire: 25.4 °C Humedad: 36 % Estado Pista: SECA

Director Carrera:

Cronometrador:





Circuito de Madrid Jarama - RACE

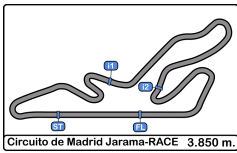
GR Cup Spain

Carrera 2 (25'+1V)

Clasificación Provisional por Vuelta Rápida de Piloto



Cl	Nº	Equipo/Concursante	Vehículo	Piloto	Cat	Cl	Vtas.	Mejor	Tiempo	Dif 1º	Interval	Km/h
1	19	VSR MOTORSPORT	Toyota GR86	Adrian Benito Ferrer			15	3	1:50.814			125.0
2	33	EFICAR TEAM	Toyota GR86	Felix Aparicio			15	4	1:51.214	0.400	0.400	124.6
3	86	TOYOTA ESPAÑA	Toyota GR86	Alejandro Cachón Rodriguez			15	4	1:51.369	0.555	0.155	124.4
4	30	EFICAR TEAM	Toyota GR86	Marcos de Diego			15	4	1:51.461	0.647	0.092	124.3
5	23	Antonio Albacete	Toyota GR86	Antonio Albacete Polo			15	2	1:51.502	0.688	0.041	124.3
6	70	EFICAR TEAM	Toyota GR86	Santiago Castilla			15	2	1:51.586	0.772	0.084	124.2
7	4	VSR MOTORSPORT	Toyota GR86	Jose Antonio Chico Cadiz			15	8	1:52.387	1.573	0.801	123.3
8	14	Ignacio Rodriguez	Toyota GR86	Ignacio Rodriguez			15	5	1:52.409	1.595	0.022	123.2
9	13	VSR MOTORSPORT	Toyota GR86	Vicente Gabriel Valles			15	3	1:52.471	1.657	0.062	123.2
10	12	RX PRORACING	Toyota GR86	Luis Carlos Pérez			15	7	1:52.541	1.727	0.070	123.1
11	34	ESCUDERIA COSTA NORD	Toyota GR86	Adrian Alcantara de la Cruz			15	6	1:52.681	1.867	0.140	123.0
12	9	MOTORISMO RACING TEAM	Toyota GR86	Marta Suria Soler			15	3	1:53.193	2.379	0.512	122.4
13	80	Oscar Canales Moriano	Toyota GR86	Óscar Canales			7	5	1:55.968	5.154	2.775	119.5



Circuito de Madrid Jarama - RACE

GR Cup Spain

Carrera 2 (25'+1V)

Distancia y Velocidad Media



Clas	Nº	Piloto	Cat	Clas	Equipo	Vehiculo	Vtas.	Distancia	Tiempo Total	Km/h
1	86	Alejandro Cachón Rodriguez			RX PRORACING	Toyota GR86	15	57.75	27:59.939	123.7
2	19	Adrian Benito Ferrer			VSR MOTORSPORT	Toyota GR86	15	57.75	28:01.349	123.6
3	33	Felix Aparicio			EFICAR TEAM	Toyota GR86	15	57.75	28:04.389	123.4
4	30	Marcos de Diego			EFICAR TEAM	Toyota GR86	15	57.75	28:04.590	123.4
5	23	Antonio Albacete Polo			ME-PRE	Toyota GR86	15	57.75	28:15.045	122.6
6	13	Vicente Gabriel Valles			VSR MOTORSPORT	Toyota GR86	15	57.75	28:18.173	122.4
7	14	Ignacio Rodriguez			AVIASTEC_RACING	Toyota GR86	15	57.75	28:18.880	122.3
8	4	Jose Antonio Chico Cadiz			VSR MOTORSPORT	Toyota GR86	15	57.75	28:22.188	122.1
9	34	Adrian Alcantara de la Cruz			RX PRORACING	Toyota GR86	15	57.75	28:24.733	121.9
10	12	Luis Carlos Pérez			RX PRORACING	Toyota GR86	15	57.75	28:25.549	121.8
11	9	Marta Suria Soler			MOTORISMO RACING TEAM	Toyota GR86	15	57.75	28:32.651	121.3
12	70	Santiago Castilla			EFICAR TEAM	Toyota GR86	15	57.75	28:35.791	121.1
13	80	Óscar Canales			ME-PRE	Toyota GR86	7	26.95	22:07.291	73.0



Circuito de Madrid Jarama - RACE  
GR Cup Spain  
Carrera 2 (25'+1V)  
Tiempos Por Vuelta



4 Jose Antonio Chico Cadiz Toyota GR86 13 Vicente Gabriel Valles Toyota GR86

VSR MOTORSPORT

VSR MOTORSPORT

Vta	D	Tiempo	Sector 1	Sector 2	Sector 3	T. Spd	Elapsed	Vta	D	Tiempo	Sector 1	Sector 2	Sector 3	T. Spd	Elapsed
1		1:57.269	47.392	38.062	31.815	120.1	1:57.269	1		1:57.132	46.984	38.059	32.089	114.6	1:57.132
2		1:52.665	43.172	37.810	31.683	202.6	3:49.934	2		1:52.583	43.034	37.759	31.790	203.7	3:49.715
3		1:52.532	43.200	37.698	31.634	206.8	5:42.466	3		1:52.471	43.074	37.655	31.742	204.5	5:42.186
4		1:52.897	43.200	37.928	31.769	206.8	7:35.363	4		1:52.994	43.273	37.811	31.910	203.7	7:35.180
5		1:53.111	43.215	37.850	32.046	201.4	9:28.474	5		1:52.649	43.141	37.644	31.864	205.7	9:27.829
6		1:52.760	43.041	37.728	31.991	204.5	11:21.234	6		1:53.261	43.304	37.739	32.218	203.7	11:21.090
7		1:53.122	43.294	37.779	32.049	200.3	13:14.356	7		1:52.551	43.138	37.520	31.893	204.9	13:13.641
8		1:52.387	42.950	37.702	31.735	204.9	15:06.743	8		1:52.695	43.227	37.494	31.974	204.1	15:06.336
9		1:53.449	43.239	38.361	31.849	203.3	17:00.192	9		1:52.656	43.113	37.726	31.817	204.5	16:58.992
10		1:53.398	43.288	37.761	32.349	203.0	18:53.590	10		1:52.923	43.260	37.585	32.078	204.1	18:51.915
11		1:53.377	43.365	37.929	32.083	202.6	20:46.967	11		1:52.668	43.151	37.598	31.919	205.3	20:44.583
12		1:53.474	43.503	37.933	32.038	202.6	22:40.441	12		1:52.738	43.007	37.701	32.030	206.5	22:37.321
13		1:53.731	43.480	37.951	32.300	202.2	24:34.172	13		1:53.643	43.162	38.096	32.385	206.8	24:30.964
14		1:53.843	43.663	38.092	32.088	201.8	26:28.015	14		1:53.580	43.569	37.800	32.211	205.3	26:24.544
15		1:54.173	43.654	38.229	32.290	201.4	28:22.188	15		1:53.629	43.399	38.137	32.093	202.6	28:18.173

9 Marta Suria Soler Toyota GR86 14 Ignacio Rodriguez Toyota GR86

MOTORISMO RACING TEAM

AVIASTEC\_RACING

Vta	D	Tiempo	Sector 1	Sector 2	Sector 3	T. Spd	Elapsed	Vta	D	Tiempo	Sector 1	Sector 2	Sector 3	T. Spd	Elapsed
1		1:58.887	48.488	38.645	31.754	124.2	1:58.887	1		1:56.532	46.360	38.283	31.889	115.6	1:56.532
2		1:53.382	43.634	38.083	31.665	203.0	3:52.269	2		1:52.440	43.067	37.756	31.617	203.3	3:48.972
3		1:53.193	43.390	38.032	31.771	200.7	5:45.462	3		1:52.463	42.940	37.658	31.865	204.9	5:41.435
4		1:53.341	43.349	37.950	32.042	204.1	7:38.803	4		1:52.446	43.037	37.823	31.586	205.3	7:33.881
5		1:53.693	43.561	38.113	32.019	200.7	9:32.496	5		1:52.409	42.935	37.725	31.749	205.7	9:26.290
6		1:54.042	43.864	38.282	31.896	203.7	11:26.538	6		1:52.728	43.014	37.729	31.985	205.7	11:19.018
7		1:53.796	43.463	38.303	32.030	204.5	13:20.334	7		1:52.660	43.099	37.890	31.671	204.9	13:11.678
8		1:53.937	43.681	38.170	32.086	204.5	15:14.271	8		1:52.796	43.137	37.855	31.804	205.7	15:04.474
9		1:53.971	43.741	38.222	32.008	201.4	17:08.242	9		1:53.221	43.317	38.017	31.887	205.3	16:57.695
10		1:53.859	43.807	37.924	32.128	197.0	19:02.101	10		1:53.049	43.300	38.016	31.733	204.9	18:50.744
11		1:53.803	43.726	38.055	32.022	203.3	20:55.904	11		1:53.018	43.338	37.934	31.746	205.3	20:43.762
12		1:54.175	43.845	38.141	32.189	201.8	22:50.079	12		1:53.036	43.297	37.939	31.800	205.3	22:36.798
13		1:54.001	43.701	38.085	32.215	203.3	24:44.080	13		1:53.854	43.184	38.320	32.350	205.3	24:30.652
14		1:54.203	43.946	38.099	32.158	201.8	26:38.283	14		1:54.236	44.347	37.993	31.896	205.3	26:24.888
15		1:54.368	43.897	38.160	32.311	202.2	28:32.651	15		1:53.992	43.800	38.286	31.906	206.8	28:18.880

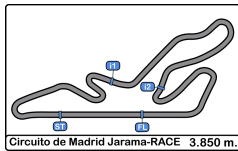
12 Luis Carlos Pérez Toyota GR86 19 Adrian Benito Ferrer Toyota GR86

RX PRORACING

VSR MOTORSPORT

Vta	D	Tiempo	Sector 1	Sector 2	Sector 3	T. Spd	Elapsed	Vta	D	Tiempo	Sector 1	Sector 2	Sector 3	T. Spd	Elapsed
1		1:59.489	48.764	38.802	31.923	121.6	1:59.489	1		1:53.765	44.982	37.450	31.333	106.7	1:53.765
2		1:53.574	43.424	38.042	32.108	204.1	3:53.063	2		1:51.978	43.398	37.241	31.339	208.0	3:45.743
3		1:52.878	43.111	37.826	31.941	203.3	5:45.941	3		1:50.814	42.529	37.182	31.103	204.1	5:36.557
4		1:53.283	43.404	37.858	32.021	200.7	7:39.224	4		1:50.970	42.489	37.299	31.182	204.9	7:27.527
5		1:53.638	43.677	38.113	31.848	206.5	9:32.862	5		1:51.348	42.511	37.552	31.285	206.5	9:18.875
6		1:52.856	43.033	37.943	31.880	206.8	11:25.718	6		1:52.123	43.228	37.408	31.487	204.5	11:10.998
7		1:52.541	43.021	37.741	31.779	203.0	13:18.259	7		1:51.569	42.720	37.502	31.347	206.8	13:02.567
8		1:52.796	43.197	37.754	31.845	203.3	15:11.055	8		1:51.712	42.639	37.581	31.492	206.8	14:54.279
9		1:54.097	43.636	38.571	31.890	204.5	17:05.152	9		1:52.710	43.276	37.905	31.529	206.8	16:46.989
10		1:53.316	43.556	37.812	31.948	202.6	18:58.468	10		1:52.475	42.944	37.862	31.669	202.6	18:39.464
11		1:53.734	43.451	38.189	32.094	203.7	20:52.202	11		1:51.428	42.665	37.233	31.530	204.5	20:30.892
12		1:53.568	43.369	38.037	32.162	201.8	22:45.770	12		1:52.442	43.492	37.487	31.463	200.7	22:23.334
13		1:53.403	43.490	38.027	31.886	201.1	24:39.173	13		1:52.611	43.013	37.643	31.955	205.7	24:15.945
14		1:53.393	43.340	38.107	31.946	204.5	26:32.566	14		1:52.192	42.781	37.839	31.572	203.3	26:08.137
15		1:52.983	43.329	37.668	31.986	204.5	28:25.549	15		1:53.212	43.475	37.945	31.792	206.8	28:01.349





Circuito de Madrid Jarama - RACE  
GR Cup Spain  
Carrera 2 (25'+1V)  
Tiempos Por Vuelta



23

Antonio Albacete Polo

Toyota GR86 34

Adrian Alcantara de la Cruz

Toyota GR86

ME-PRE

RX PRORACING

Vta	D	Tiempo	Sector 1	Sector 2	Sector 3	T. Spd	Elapsed	Vta	D	Tiempo	Sector 1	Sector 2	Sector 3	T. Spd	Elapsed
1		1:55.874	45.335	38.562	31.977	110.6	1:55.874	1		1:58.031	47.739	38.460	31.832	117.0	1:58.031
2		1:51.502	42.593	37.622	31.287	206.5	3:47.376	2		1:52.935	43.469	37.860	31.606	203.7	3:50.966
3		1:52.163	42.913	37.801	31.449	207.6	5:39.539	3		1:52.983	43.378	38.101	31.504	193.5	5:43.949
4		1:52.267	42.831	37.866	31.570	206.1	7:31.806	4		1:53.612	43.254	37.841	32.517	196.7	7:37.561
5		1:52.246	42.962	37.712	31.572	204.5	9:24.052	5		1:53.198	43.312	38.124	31.762	195.6	9:30.759
6		1:52.774	43.409	37.823	31.542	204.5	11:16.826	6		1:52.681	43.115	37.956	31.610	198.1	11:23.440
7		1:52.698	43.073	38.034	31.591	204.9	13:09.524	7		1:52.999	43.212	37.881	31.906	200.0	13:16.439
8		1:52.864	43.262	37.960	31.642	204.1	15:02.388	8		1:53.261	43.328	38.064	31.869	198.5	15:09.700
9		1:52.832	43.218	37.869	31.745	204.1	16:55.220	9		1:53.171	43.231	38.013	31.927	201.8	17:02.871
10		1:53.139	43.337	38.113	31.689	203.3	18:48.359	10		1:53.209	43.304	38.052	31.853	201.8	18:56.080
11		1:53.105	43.392	38.007	31.706	203.0	20:41.464	11		1:53.176	43.322	37.984	31.870	199.6	20:49.256
12		1:53.535	43.588	38.142	31.805	202.6	22:34.999	12		1:54.233	43.415	38.030	32.788	202.2	22:43.489
13		1:53.301	43.493	38.006	31.802	203.0	24:28.300	13		1:54.368	43.547	38.690	32.131	199.2	24:37.857
14		1:53.302	43.525	38.020	31.757	202.2	26:21.602	14		1:53.731	43.591	38.266	31.874	201.4	26:31.588
15		1:53.443	43.460	38.044	31.939	203.0	28:15.045	15		1:53.145	43.354	37.948	31.843	199.6	28:24.733

30

Marcos de Diego

Toyota GR86 70

Santiago Castilla

Toyota GR86

EFICAR TEAM

EFICAR TEAM

Vta	D	Tiempo	Sector 1	Sector 2	Sector 3	T. Spd	Elapsed	Vta	D	Tiempo	Sector 1	Sector 2	Sector 3	T. Spd	Elapsed
1		1:54.281	44.896	38.049	31.336	109.8	1:54.281	1		1:55.391	45.349	38.422	31.620	114.2	1:55.391
2		1:52.096	43.088	37.590	31.418	204.9	3:46.377	2		1:51.586	42.622	37.660	31.304	204.9	3:46.977
3		1:51.597	42.505	37.420	31.672	205.3	5:37.974	3		1:51.670	42.732	37.494	31.444	206.8	5:38.647
4		1:51.461	42.595	37.303	31.563	204.5	7:29.435	4		1:51.661	42.773	37.504	31.384	206.5	7:30.308
5		1:51.890	42.750	37.684	31.456	204.5	9:21.325	5		1:51.827	42.758	37.508	31.561	206.5	9:22.135
6		1:51.748	42.854	37.505	31.389	207.2	11:13.073	6		1:52.368	42.813	37.503	32.052	204.1	11:14.503
7		1:52.452	42.996	37.353	32.103	204.9	13:05.525	7		1:51.862	42.684	37.497	31.681	204.5	13:06.365
8		1:52.039	42.870	37.623	31.546	205.7	14:57.564	8		1:51.868	42.895	37.582	31.391	206.8	14:58.233
9		1:51.983	42.891	37.564	31.528	205.7	16:49.547	9		1:52.077	42.872	37.628	31.577	206.1	16:50.310
10		1:51.878	42.952	37.537	31.389	206.5	18:41.425	10		1:52.128	43.121	37.573	31.434	204.9	18:42.438
11		1:52.124	42.834	37.837	31.453	206.8	20:33.549	11		1:52.293	42.817	37.607	31.869	205.7	20:34.731
12		1:52.314	42.904	37.599	31.811	206.5	22:25.863	12		1:52.085	42.846	37.685	31.554	203.3	22:26.816
13		1:52.857	43.082	37.911	31.864	207.2	24:18.720	13		1:52.379	42.825	37.936	31.618	204.9	24:19.195
14		1:53.477	44.077	37.718	31.682	202.2	26:12.197	14		1:53.787	43.805	38.207	31.775	207.6	26:12.982
15		1:52.393	43.081	37.523	31.789	207.2	28:04.590	15		2:22.809	42.933	52.767	47.109	204.5	28:35.791

33

Felix Aparicio

Toyota GR86 80

Óscar Canales

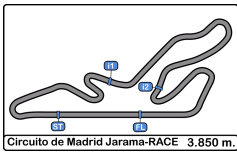
Toyota GR86

EFICAR TEAM

ME-PRE

Vta	D	Tiempo	Sector 1	Sector 2	Sector 3	T. Spd	Elapsed	Vta	D	Tiempo	Sector 1	Sector 2	Sector 3	T. Spd	Elapsed
1		1:53.547	44.615	37.480	31.452	99.8	1:53.547	1		2:33.093 P	49.264	55.208	48.621	124.1	2:33.093
2		1:51.889	43.146	37.321	31.422	199.2	3:45.436	2		3:29.223	2:17.036	39.139	33.048	102.2	6:02.316
3		1:51.757	43.240	37.134	31.383	200.0	5:37.193	3		1:56.321	44.545	38.704	33.072	197.0	7:58.637
4		1:51.214	42.709	37.232	31.273	201.1	7:28.407	4		1:56.632	44.052	39.425	33.155	198.5	9:55.269
5		1:52.574	43.282	37.808	31.484	200.3	9:20.981	5		1:55.968	44.485	38.547	32.936	197.0	11:51.237
6		1:51.535	42.726	37.362	31.447	201.1	11:12.516	6		2:29.962 P	43.950	53.402	52.610	200.0	14:21.199
7		1:52.028	43.102	37.424	31.502	201.4	13:04.544	7		7:46.092 P	6:12.386	48.655	45.051	58.3	22:07.291
8		1:52.009	42.866	37.459	31.684	201.1	14:56.553								
9		1:52.177	43.028	37.489	31.660	200.7	16:48.730								
10		1:52.204	43.101	37.516	31.587	200.0	18:40.934								
11		1:51.920	42.765	37.480	31.675	201.8	20:32.854								
12		1:52.380	43.156	37.573	31.651	201.1	22:25.234								
13		1:53.335	43.384	37.874	32.077	200.7	24:18.569								
14		1:53.031	43.659	37.668	31.704	196.7	26:11.600								
15		1:52.789	43.153	37.618	32.018	200.7	28:04.389								





Circuito de Madrid Jarama - RACE

GR Cup Spain

Carrera 2 (25'+1V)

Tiempos Por Vuelta



86

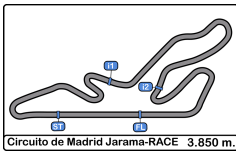
Alejandro Cachón  
Rodríguez

Toyota GR86

RX PRORACING

Vta	D	Tiempo	Sector 1	Sector 2	Sector 3	T. Spd	Elapsed
1		1:52.759	43.940	37.355	31.464	105.7	1:52.759
2		1:51.385	42.630	37.379	31.376	201.4	3:44.144
3		1:51.493	42.681	37.353	31.459	201.8	5:35.637
4		<b>1:51.369</b>	42.578	37.495	<b>31.296</b>	202.6	7:27.006
5		1:51.484	<b>42.524</b>	37.462	31.498	203.3	9:18.490
6		1:52.070	43.103	37.522	31.445	203.0	11:10.560
7		1:51.670	42.710	37.530	31.430	203.3	13:02.230
8		1:51.886	42.583	37.593	31.710	203.3	14:54.116
9		1:52.302	42.967	37.621	31.714	206.5	16:46.418
10		1:52.025	42.809	37.746	31.470	202.6	18:38.443
11		1:52.078	42.815	37.549	31.714	203.3	20:30.521
12		1:52.564	43.417	37.599	31.548	201.1	22:23.085
13		1:52.278	42.835	37.790	31.653	204.1	24:15.363
14		1:52.433	43.117	37.727	31.589	203.7	26:07.796
15		1:52.143	43.036	<b>37.344</b>	31.763	203.3	27:59.939





# Circuito de Madrid Jarama - RACI

## GR Cup Spain

### Carrera 2 (25'+1V)



#### Análisis

Num	Tiempo Vta.	Dif 1º
-----	-------------	--------

#### Vta 1

86	1:52.759	
33	1:53.547	00.788
19	1:53.765	01.006
30	1:54.281	01.522
70	1:55.391	02.632
23	1:55.874	03.115
14	1:56.532	03.773
13	1:57.132	04.373
4	1:57.269	04.510
34	1:58.031	05.272
9	1:58.887	06.128
12	1:59.489	06.730
80	2:33.093	40.334

Num	Tiempo Vta.	Dif 1º
-----	-------------	--------

#### Vta 2

86	1:51.385	
33	1:51.889	01.292
19	1:51.978	01.599
30	1:52.096	02.233
70	1:51.586	02.833
23	1:51.502	03.232
14	1:52.440	04.828
13	1:52.583	05.571
4	1:52.665	05.790
34	1:52.935	06.822
9	1:53.382	08.125
12	1:53.574	08.919

Num	Tiempo Vta.	Dif 1º
-----	-------------	--------

#### Vta 3

86	1:51.493	
19	1:50.814	00.920
33	1:51.757	01.556
30	1:51.597	02.337
70	1:51.670	03.010
23	1:52.163	03.902
14	1:52.463	05.798
13	1:52.471	06.549
4	1:52.532	06.829
34	1:52.983	08.312
9	1:53.193	09.825
12	1:52.878	10.304
80	3:29.223	1 Lap

Num	Tiempo Vta.	Dif 1º
-----	-------------	--------

#### Vta 4

86	1:51.369	
19	1:50.970	00.521
33	1:51.214	01.401
30	1:51.461	02.429
70	1:51.661	03.302
23	1:52.267	04.800
14	1:52.446	06.875
13	1:52.994	08.174
4	1:52.897	08.357
34	1:53.612	10.555
9	1:53.341	11.797

Num	Tiempo Vta.	Dif 1º
-----	-------------	--------

12	1:53.283	12.218
80	1:56.321	1 Lap

Num	Tiempo Vta.	Dif 1º
-----	-------------	--------

#### Vta 5

86	1:51.484	
19	1:51.348	00.385
33	1:52.574	02.491
30	1:51.890	02.835
70	1:51.827	03.645
23	1:52.246	05.562
14	1:52.409	07.800
13	1:52.649	09.339
4	1:53.111	09.984
34	1:53.198	12.269
9	1:53.693	14.006
12	1:53.638	14.372

80	1:56.632	1 Lap
----	----------	-------

Num	Tiempo Vta.	Dif 1º
-----	-------------	--------

#### Vta 6

86	1:52.070	
19	1:52.123	00.438
33	1:51.535	01.956
30	1:51.748	02.513
70	1:52.368	03.943
23	1:52.774	06.266
14	1:52.728	08.458
13	1:53.261	10.530
4	1:52.760	10.674
34	1:52.681	12.880
12	1:52.856	15.158
9	1:54.042	15.978

80	1:55.968	1 Lap
----	----------	-------

Num	Tiempo Vta.	Dif 1º
-----	-------------	--------

#### Vta 7

86	1:51.670	
19	1:51.569	00.337
33	1:52.028	02.314
30	1:52.452	03.295
70	1:51.862	04.135
23	1:52.698	07.294
14	1:52.660	09.448
13	1:52.551	11.411
4	1:53.122	12.126
34	1:52.999	14.209
12	1:52.541	16.029
9	1:53.796	18.104

80	2:29.962	1 Lap
----	----------	-------

Num	Tiempo Vta.	Dif 1º
-----	-------------	--------

#### Vta 8

86	1:51.886	
19	1:51.712	00.163
33	1:52.009	02.437
30	1:52.039	03.448
70	1:51.868	04.117
23	1:52.864	08.272
14	1:52.796	10.358

Num	Tiempo Vta.	Dif 1º
-----	-------------	--------

13	1:52.695	12.220
4	1:52.387	12.627

34	1:53.261	15.584
----	----------	--------

12	1:52.796	16.939
----	----------	--------

9	1:53.937	20.155
---	----------	--------

Num	Tiempo Vta.	Dif 1º
-----	-------------	--------

#### Vta 9

86	1:52.302	
19	1:52.710	00.571
33	1:52.177	02.312
30	1:51.983	03.129
70	1:52.077	03.892
23	1:52.832	08.802
14	1:53.221	11.277
13	1:52.656	12.574
4	1:53.449	13.774
34	1:53.171	16.453
12	1:54.097	18.734
9	1:53.971	21.824

Num	Tiempo Vta.	Dif 1º
-----	-------------	--------

#### Vta 10

86	1:52.025	
19	1:52.475	01.021
33	1:52.204	02.491
30	1:51.878	02.982
70	1:52.128	03.995
23	1:53.139	09.916
14	1:53.049	12.301
13	1:52.923	13.472
4	1:53.398	15.147
34	1:53.209	17.637
12	1:53.316	20.025
9	1:53.859	23.658

Num	Tiempo Vta.	Dif 1º
-----	-------------	--------

#### Vta 11

86	1:52.078	
19	1:51.428	00.371
33	1:51.920	02.333
30	1:52.124	03.028
70	1:52.293	04.210
23	1:53.105	10.943
14	1:53.018	13.241
13	1:52.668	14.062
4	1:53.377	16.446
34	1:53.176	18.735
12	1:53.734	21.681
9	1:53.803	25.383

80	7:46.092	4 Laps
----	----------	--------

Num	Tiempo Vta.	Dif 1º
-----	-------------	--------

#### Vta 12

86	1:52.564	
19	1:52.442	00.249
33	1:52.380	02.149
30	1:52.314	02.778
70	1:52.085	03.731
23	1:53.535	11.914

Num	Tiempo Vta.	Dif 1º
-----	-------------	--------

14	1:53.036	13.713
----	----------	--------

13	1:52.738	14.236
----	----------	--------

4	1:53.474	17.356
---	----------	--------

34	1:54.233	20.404
----	----------	--------

12	1:53.568	22.685
----	----------	--------

9	1:54.175	26.994
---	----------	--------

Num	Tiempo Vta.	Dif 1º
-----	-------------	--------

#### Vta 13

86	1:52.278	
19	1:52.611	00.582
33	1:53.335	03.206
30	1:52.857	03.357
70	1:52.379	03.832
23	1:53.301	12.937
14	1:53.854	15.289
13	1:53.643	15.601
4	1:53.731	18.809
34	1:54.368	22.494
12	1:53.403	23.810
9	1:54.001	28.717

Num	Tiempo Vta.	Dif 1º
-----	-------------	--------

#### Vta 14

86	1:52.433	
19	1:52.192	00.341
33	1:53.031	03.804
30	1:53.477	04.401
70	1:53.787	05.186
23	1:53.302	13.806
13	1:53.580	16.748
14	1:54.236	17.092
4	1:53.843	20.219
34	1:53.731	23.792
12	1:53.393	24.770
9	1:54.203	30.487

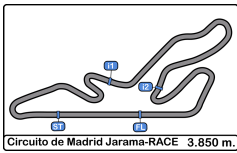
Num	Tiempo Vta.	Dif 1º
-----	-------------	--------

#### Vta 15

86	1:52.143	
19	1:53.212	01.410
33	1:52.789	04.450
30	1:52.393	04.651
23	1:53.443	15.106
13	1:53.629	18.234
14	1:53.992	18.941
4	1:54.173	22.249
34	1:53.145	24.794
12	1:52.983	25.610
9	1:54.368	32.712
70	2:22.809	35.852







Circuito de Madrid Jarama - RACE

GR Cup Spain

Carrera 2 (25'+1V)

Mejores Sectores



**Sector - 1**

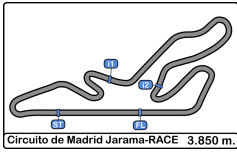
**Sector - 2**

**Sector - 3**

**Vta. Ideal vs Mejor Vta.**

Clas	Nº	Piloto	Tiempo	Nº	Piloto	Tiempo	Nº	Piloto	Tiempo	Clas	Nº	Piloto	Ideal Lap	Best Lap	Clas
1	19	Adrian Benito Ferrer	42.489	33	Felix Aparicio	37.134	19	Adrian Benito Ferrer	31.103	1	19	Adrian Benito Ferrer	1:50.774	1:50.814	1
2	30	Marcos de Diego	42.505	19	Adrian Benito Ferrer	37.182	33	Felix Aparicio	31.273	2	33	Felix Aparicio	1:51.116	1:51.214	2
3	86	Alejandro Cachón Rodriguez	42.524	30	Marcos de Diego	37.303	23	Antonio Albacete Polo	31.287	3	30	Marcos de Diego	1:51.144	1:51.461	4
4	23	Antonio Albacete Polo	42.593	86	Alejandro Cachón Rodriguez	37.344	86	Alejandro Cachón Rodriguez	31.296	4	86	Alejandro Cachón Rodriguez	1:51.164	1:51.369	3
5	70	Santiago Castilla	42.622	70	Santiago Castilla	37.494	70	Santiago Castilla	31.304	5	70	Santiago Castilla	1:51.420	1:51.586	6
6	33	Felix Aparicio	42.709	13	Vicente Gabriel Valles	37.494	30	Marcos de Diego	31.336	6	23	Antonio Albacete Polo	1:51.502	1:51.502	5
7	14	Ignacio Rodriguez	42.935	23	Antonio Albacete Polo	37.622	34	Adrian Alcantara de la Cruz	31.504	7	14	Ignacio Rodriguez	1:52.179	1:52.409	8
8	4	Jose Antonio Chico Cadiz	42.950	14	Ignacio Rodriguez	37.658	14	Ignacio Rodriguez	31.586	8	13	Vicente Gabriel Valles	1:52.243	1:52.471	9
9	13	Vicente Gabriel Valles	43.007	12	Luis Carlos Pérez	37.668	4	Jose Antonio Chico Cadiz	31.634	9	4	Jose Antonio Chico Cadiz	1:52.282	1:52.387	7
10	12	Luis Carlos Pérez	43.021	4	Jose Antonio Chico Cadiz	37.698	9	Marta Suria Soler	31.665	10	34	Adrian Alcantara de la Cruz	1:52.460	1:52.681	11
11	34	Adrian Alcantara de la Cruz	43.115	34	Adrian Alcantara de la Cruz	37.841	13	Vicente Gabriel Valles	31.742	11	12	Luis Carlos Pérez	1:52.468	1:52.541	10
12	9	Marta Suria Soler	43.349	9	Marta Suria Soler	37.924	12	Luis Carlos Pérez	31.779	12	9	Marta Suria Soler	1:52.938	1:53.193	12
13	80	Óscar Canales	43.950	80	Óscar Canales	38.547	80	Óscar Canales	32.936	13	80	Óscar Canales	1:55.433	1:55.968	13





Circuito de Madrid Jarama - RACE

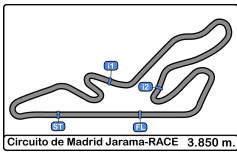
GR Cup Spain

Carrera 2 (25'+1V)

Secuencia Líder



Nº	Piloto	Cat	Clas	Equipo	Vehiculo	Vta. Inicio	Vta. Fin	Vtas.	Total Laps
86	Alejandro Cachón Rodriguez			RX PRORACING	Toyota GR86	1	15	15	15



Circuito de Madrid Jarama - RACE

GR Cup Spain

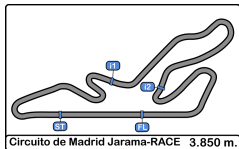
Carrera 2 (25'+1V)

5 Mejores Tiempos



Circuito de Madrid Jarama-RACE 3.850 m.

Cls	Nº	Piloto	Cat	Cls	Equipo	Vehiculo	Mejor 1		Mejor 2		Mejor 3		Mejor 4		Mejor 5	
							Tiemp	Vta	Tiemp	Vta	Tiemp	Vta	Tiemp	Vta	Tiemp	Vta
1	19	Adrian Benito Ferrer			VSR MOTORSPORT	Toyota GR86	1:50.814	3	1:50.970	4	1:51.348	5	1:51.428	11	1:51.569	7
2	33	Felix Aparicio			EFICAR TEAM	Toyota GR86	1:51.214	4	1:51.535	6	1:51.757	3	1:51.889	2	1:51.920	11
3	86	Alejandro Cachón Rodríguez			RX PRORACING	Toyota GR86	1:51.369	4	1:51.385	2	1:51.484	5	1:51.493	3	1:51.670	7
4	30	Marcos de Diego			EFICAR TEAM	Toyota GR86	1:51.461	4	1:51.597	3	1:51.748	6	1:51.878	10	1:51.890	5
5	23	Antonio Albacete Polo			ME-PRE	Toyota GR86	1:51.502	2	1:52.163	3	1:52.246	5	1:52.267	4	1:52.698	7
6	70	Santiago Castilla			EFICAR TEAM	Toyota GR86	1:51.586	2	1:51.661	4	1:51.670	3	1:51.827	5	1:51.862	7
7	4	Jose Antonio Chico Cadiz			VSR MOTORSPORT	Toyota GR86	1:52.387	8	1:52.532	3	1:52.665	2	1:52.760	6	1:52.897	4
8	14	Ignacio Rodriguez			AVIASTEC_RACING	Toyota GR86	1:52.409	5	1:52.440	2	1:52.446	4	1:52.463	3	1:52.660	7
9	13	Vicente Gabriel Valles			VSR MOTORSPORT	Toyota GR86	1:52.471	3	1:52.551	7	1:52.583	2	1:52.649	5	1:52.656	9
10	12	Luis Carlos Pérez			RX PRORACING	Toyota GR86	1:52.541	7	1:52.796	8	1:52.856	6	1:52.878	3	1:52.983	15
11	34	Adrian Alcantara de la Cruz			RX PRORACING	Toyota GR86	1:52.681	6	1:52.935	2	1:52.983	3	1:52.999	7	1:53.145	15
12	9	Marta Suria Soler			MOTORISMO RACING	Toyota GR86	1:53.193	3	1:53.341	4	1:53.382	2	1:53.693	5	1:53.796	7
13	80	Óscar Canales			ME-PRE	Toyota GR86	1:55.968	5	1:56.321	3	1:56.632	4	2:29.962	6	2:33.093	1



Circuito de Madrid Jarama - RACE

GR Cup Spain

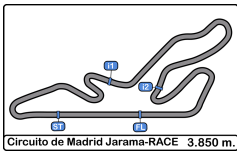
Carrera 2 (25'+1V)

5 Mejores Velocidades



Circuito de Madrid Jarama-RACE 3.850 m.

Clas	Nº	Piloto	Cat	Cls	Equipo	Vehiculo	Top 1		Top 2		Top 3		Top 4		Top 5		Avg
							Km/h	Vta	Km/h	Vta	Km/h	Vta	Km/h	Vta	Km/h	Vta	
1	19	Adrian Benito Ferrer			VSR MOTORSPORT	Toyota GR86	208.0	2	206.8	7	206.8	8	206.8	9	206.8	15	207.1
2	23	Antonio Albacete Polo			ME-PRE	Toyota GR86	207.6	3	206.5	2	206.1	4	204.9	7	204.5	5	205.9
3	70	Santiago Castilla			EFICAR TEAM	Toyota GR86	207.6	14	206.8	3	206.8	8	206.5	4	206.5	5	206.8
4	30	Marcos de Diego			EFICAR TEAM	Toyota GR86	207.2	6	207.2	13	207.2	15	206.8	11	206.5	10	207.0
5	4	Jose Antonio Chico Cadiz			VSR MOTORSPORT	Toyota GR86	206.8	3	206.8	4	204.9	8	204.5	6	203.3	9	205.3
6	12	Luis Carlos Pérez			RX PRORACING	Toyota GR86	206.8	6	206.5	5	204.5	9	204.5	14	204.5	15	205.4
7	13	Vicente Gabriel Valles			VSR MOTORSPORT	Toyota GR86	206.8	13	206.5	12	205.7	5	205.3	11	205.3	14	205.9
8	14	Ignacio Rodriguez			AVIASTEC_RACING	Toyota GR86	206.8	15	205.7	5	205.7	6	205.7	8	205.3	4	205.8
9	86	Alejandro Cachón Rodriguez			RX PRORACING	Toyota GR86	206.5	9	204.1	13	203.7	14	203.3	5	203.3	7	204.2
10	9	Marta Suria Soler			MOTORISMO RACING TEAM	Toyota GR86	204.5	7	204.5	8	204.1	4	203.7	6	203.3	11	204.0
11	34	Adrian Alcantara de la Cruz			RX PRORACING	Toyota GR86	203.7	2	202.2	12	201.8	9	201.8	10	201.4	14	202.2
12	33	Felix Aparicio			EFICAR TEAM	Toyota GR86	201.8	11	201.4	7	201.1	4	201.1	6	201.1	8	201.3
13	80	Óscar Canales			ME-PRE	Toyota GR86	200.0	6	198.5	4	197.0	3	197.0	5	124.1	1	183.3



Circuito de Madrid Jarama - RACE

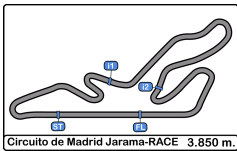
GR Cup Spain

Carrera 2 (25'+1V)

Secuencia Vueltas Rápidas



Vta	Hora Día	Tiempo Sesión	Nº Piloto	Cat	Equipo	Vehiculo	Tiempo	Km/h
2	20:02:20.095	3:44.095	86 Alejandro Cachón Rodríguez		RX PRORACING	Toyota GR86	1:51.385	124.4
3	20:04:12.508	5:36.508	19 Adrian Benito Ferrer		VSR MOTORSPORT	Toyota GR86	1:50.814	125.0



Circuito de Madrid Jarama - RACE

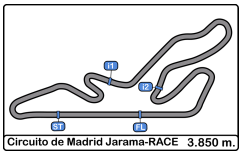
GR Cup Spain

Carrera 2 (25'+1V)

Mejor Máxima Velocidad del Evento



Nº	Piloto	Cat	Clas	Equipo	Vehiculo	Km/h	Sesión
34	Adrian Alcantara de la Cruz			RX PRORACING	Toyota GR86	208.4	Carrera 1 (25'+1V)
19	Adrian Benito Ferrer			VSR MOTORSPORT	Toyota GR86	208.4	Cronometrados 2
23	Antonio Albacete Polo			ME-PRE	Toyota GR86	208.0	Entrenamiento Libre 1
30	Marcos de Diego			EFICAR TEAM	Toyota GR86	208.0	Carrera 1 (25'+1V)
70	Santiago Castilla			EFICAR TEAM	Toyota GR86	207.6	Carrera 2 (25'+1V)
12	Luis Carlos Pérez			RX PRORACING	Toyota GR86	207.2	Carrera 1 (25'+1V)
86	Alejandro Cachón Rodríguez			RX PRORACING	Toyota GR86	206.8	Carrera 1 (25'+1V)
4	Jose Antonio Chico Cadiz			VSR MOTORSPORT	Toyota GR86	206.8	Carrera 2 (25'+1V)
13	Vicente Gabriel Valles			VSR MOTORSPORT	Toyota GR86	206.8	Carrera 2 (25'+1V)
14	Ignacio Rodríguez			AVIASTEC_RACING	Toyota GR86	206.8	Carrera 2 (25'+1V)
9	Marta Suria Soler			MOTORISMO RACING	Toyota GR86	204.5	Carrera 1 (25'+1V)
80	Óscar Canales			ME-PRE	Toyota GR86	202.2	Cronometrados 2
33	Felix Aparicio			EFICAR TEAM	Toyota GR86	201.8	Carrera 2 (25'+1V)



Circuito de Madrid Jarama - RACE

GR Cup Spain

Carrera 2 (25'+1V)

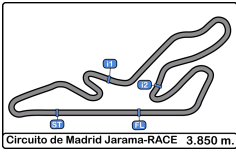
Cuentavueltas




**VTA**

Nr	Pos	Grid	1	2	3	4	5	6	7	8	9	10	11	12	13	14	15
33	1	33	86	86	86	86	86	86	86	86	86	86	86	86	86	86	86
86	2	86	33	33	19	19	19	19	19	19	19	19	19	19	19	19	19
19	3	19	19	19	33	33	33	33	33	33	33	33	33	33	33	33	33
30	4	30	30	30	30	30	30	30	30	30	30	30	30	30	30	30	30
23	5	23	70	70	70	70	70	70	70	70	70	70	70	70	70	70	23
70	6	70	23	23	23	23	23	23	23	23	23	23	23	23	23	23	13
14	7	14	14	14	14	14	14	14	14	14	14	14	14	14	14	13	14
13	8	13	13	13	13	13	13	13	13	13	13	13	13	13	13	14	4
34	9	34	4	4	4	4	4	4	4	4	4	4	4	4	4	4	34
4	10	4	34	34	34	34	34	34	34	34	34	34	34	34	34	34	12
9	11	9	9	9	9	9	9	12	12	12	12	12	12	12	12	12	9
80	12	80	12	12	12	12	12	9	9	9	9	9	9	9	9	9	70
12	13	12	80	80	80	80	80	80	80	80	80	80	80	80	80	80	80

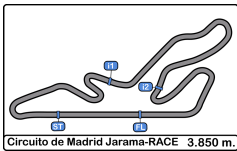




Circuito de Madrid Jarama - RACI  
 GR Cup Spain  
 Carrera 2 (25'+1V)  
 Cuentavueltas Gráfico







Circuito de Madrid Jarama - RACE

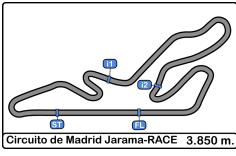
GR Cup Spain

Carrera 2 (25'+1V)

Tiempos Parada en Pit



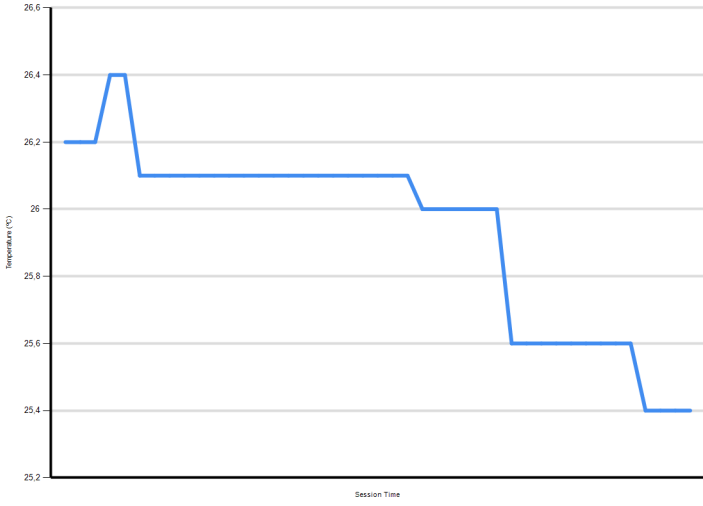
Or d.	Nr.	In Day Time	Equipo/Concur sante	Nat	Piloto 1	Nat	Piloto 2	Nat	Vehiculo	Cat	T. Entrada	Nº Parada	Tiempo Pit	Handicap	Dif.
1	80	20:01:05.760	Oscar Canales Moriano	ESP	Oscar Canales	ESP			Toyota GR86		2:29.809	1	1:39.088		
2	80	20:12:52.030	Oscar Canales Moriano	ESP	Oscar Canales	ESP			Toyota GR86		14:16.079	2	5:22.618		



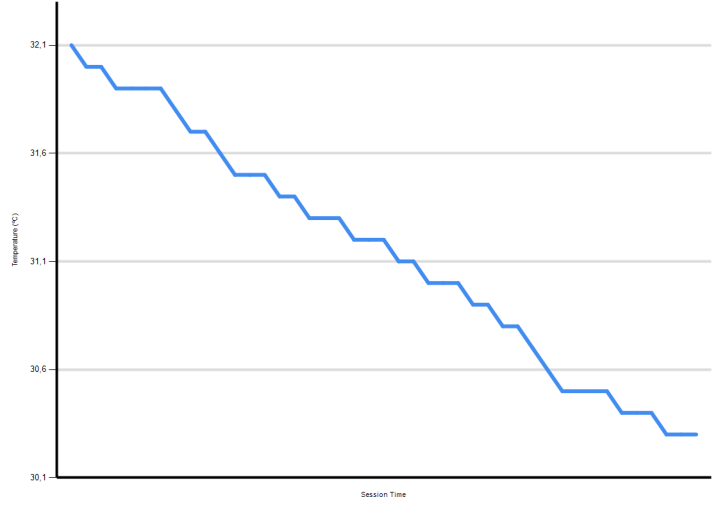
Circuito de Madrid Jarama - RACI  
**GR Cup Spain**  
 Carrera 2 (25'+1V)  
**Informe Meteorológico**



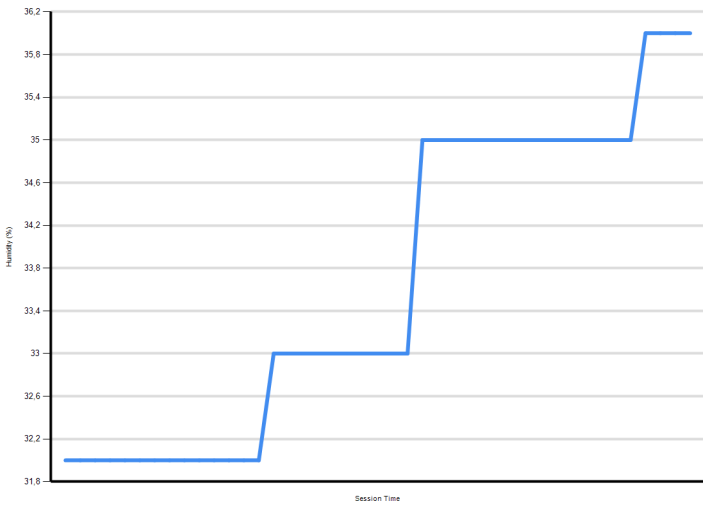
Temperatura Aire



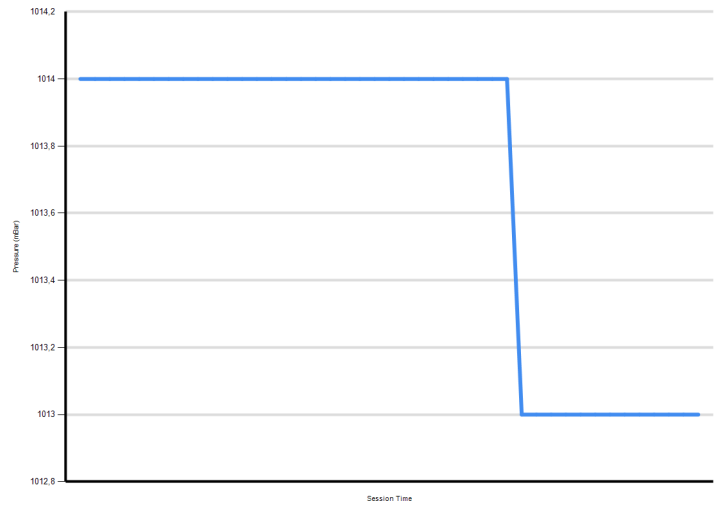
Temperatura Pista




Humedad



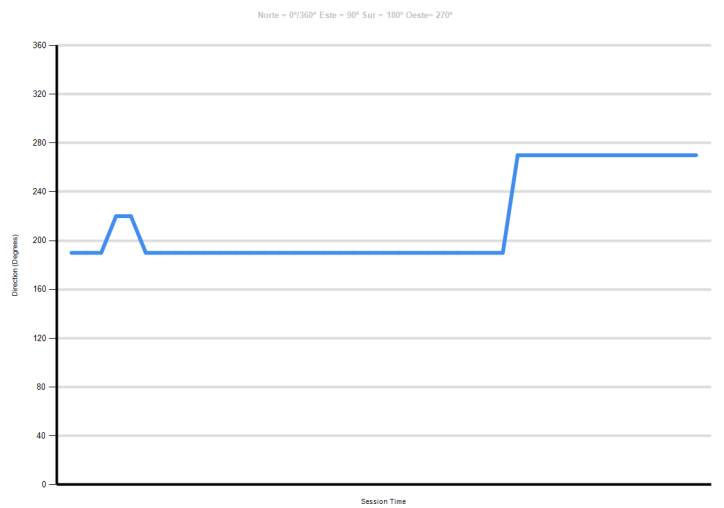
Presión



Velocidad Viento



Dirección Viento





Circuito de Madrid Jarama - RACI  
GR Cup Spain  
Carrera 2 (25'+1V)  
Resultados Finales



Clas	Nº	Piloto	Cat	Clas	Equipo	Vehiculo	Vtas.	Tiempo Total	Dif 1º	Interval	Km/h	Mejor	Tiempo	Km/h
1	86	Alejandro Cachón Rodriguez			RX PRORACING	Toyota GR86	15	27:59.939			123.7	4	1:51.369	124.4
2	19	Adrian Benito Ferrer			VSR MOTORSPORT	Toyota GR86	15	28:01.349	1.410	1.410	123.6	3	1:50.814	125.0
3	33	Felix Aparicio			EFICAR TEAM	Toyota GR86	15	28:04.389	4.450	3.040	123.4	4	1:51.214	124.6
4	30	Marcos de Diego			EFICAR TEAM	Toyota GR86	15	28:04.590	4.651	0.201	123.4	4	1:51.461	124.3
5	23	Antonio Albacete Polo			ME-PRE	Toyota GR86	15	28:15.045	15.106	10.455	122.6	2	1:51.502	124.3
6	14	Ignacio Rodriguez			AVIASTEC_RACING	Toyota GR86	15	28:18.880	18.941	3.835	122.3	5	1:52.409	123.2
7	4	Jose Antonio Chico Cadiz			VSR MOTORSPORT	Toyota GR86	15	28:22.188	22.249	3.308	122.1	8	1:52.387	123.3
8	34	Adrian Alcantara de la Cruz			RX PRORACING	Toyota GR86	15	28:24.733	24.794	2.545	121.9	6	1:52.681	123.0
9	12	Luis Carlos Pérez			RX PRORACING	Toyota GR86	15	28:25.549	25.610	0.816	121.8	7	1:52.541	123.1
10	9	Marta Suria Soler			MOTORISMO RACING	Toyota GR86	15	28:32.651	32.712	7.102	121.3	3	1:53.193	122.4
11	70	Santiago Castilla			EFICAR TEAM	Toyota GR86	15	28:35.791	35.852	3.140	121.1	2	1:51.586	124.2

Not classified: (Requirements: 75% of number laps of leader = 12 Laps)

80	Óscar Canales			ME-PRE	Toyota GR86	7	22:07.291	8 Vtas.	8 Vtas.	73.0	5	1:55.968	119.5
----	---------------	--	--	--------	-------------	---	-----------	---------	---------	------	---	----------	-------

Descalificado:

13 \* Vicente Gabriel Valles VSR MOTORSPORT Toyota GR86

Vta. Rápida Adrian Benito Ferrer en 1:50.814 a 125.0 Km/h en la vta. 3

\* PENALIZACIONES

Descalificado el dorsal 13 en virtud del Art. 11.2 del Reg. Deportivo de la GR Cup Spain

Publicado a las:.....

Temp Pista: 30.3 °C Temp Aire: 25.4 °C Humedad: 36 % Estado Pista: SECA

Comisarios Deportivos:

Cronometrador:

