



Real Federación Española  
de Automovilismo



# SAXO TROPHY JARAMA

**Circuito de Madrid Jarama-RACE**

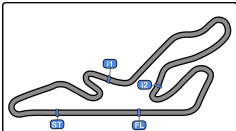
**10, 11 y 12 de mayo de 2024**

***Results booklet***



Provided by Cronococa S.L.  
[www.cronococa.com](http://www.cronococa.com)





Circuito de Madrid Jarama-RACE 3.850 m.

**Circuito de Madrid Jarama - RACE**  
**SAXO TROPHY JARAMA RACE**  
**Entrenamiento Privado**  
**Resultados Provisionales**



Clas	B.	Piloto	Cat	Clas	Equipo	Vehiculo	Vtas.	Mejor	Tiempo	81Z%	Interval	Km/h
54	177	Jan Acero			ESCUDERIA BAIX EMPORDA	Toyota Aygo	37	21	2:21.296	17.424	1.625	98.0
55	199	Alberto Dorsch			RACE	Toyota Aygo	15	2	2:21.714	17.842	0.418	97.8
56	37	Victor Cantin			VICTOR CANTIN PINILLA	Ôñ [ =) ÁJæ[	14	11	2:23.651	19.779	1.937	96.4
57	30	Mario Castro			PROMOCOPA	Ôñ [ =) ÁJæ[	3	2	4:50.399	2:46.527	2:26.748	47.7

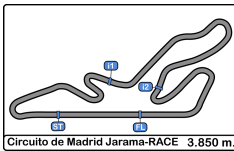
Publicado a las:.....

Temp Pista: ' &%'š7 Temp Aire: & , ' š7 Humedad: 24 % Estado Pista: SECA

Director Carrera:

Cronometrador:





**Circuito de Madrid Jarama - RACI**  
**SAXO TROPHY JARAMA RACE**  
**Entrenamiento Privado**



F Ygi `hUXcg'Dfc j ]g]cbU'Yg'dcf 7 UH] [ cf ]J

Clas	B.	Piloto	Cat	Clas	Equipo	Vehiculo	Vtas.	Mejor	Tiempo	8 IZ%	Interval	Km/h
1	60	Julian Mazuecos			CIUDAD DE GETAFE	Ô&[ (=) ÁJ&[	33	30	2:03.872			111.8
2	64	Alexander Villanueva			EFICAR TEAM	Ô&[ (=) ÁJ&[	54	39	2:04.038	0.166	0.166	111.7
3	41	Ivan Riera			EFICAR TEAM	Ô&[ (=) ÁJ&[	23	6	2:04.092	0.220	0.054	111.6
4	26	Daniel Martinez			VSR MOTORSPORT	Ô&[ (=) ÁJ&[	24	21	2:04.133	0.261	0.041	111.6
5	44	Jesus Rodriguez			DESGUACES LA TORRE	Ô&[ (=) ÁJ&[	23	12	2:04.218	0.346	0.085	111.5
6	13	R ) a&[ (=) ÁJ&[			ULTIMA VUELTA	Ô&[ (=) ÁJ&[	54	28	2:04.289	0.417	0.071	111.5
7	70	Santiago Castilla			EFICAR TEAM	Ô&[ (=) ÁJ&[	14	12	2:04.483	0.611	0.194	111.3
8	6	Francisco Comendador			VSR MOTORSPORT	Ô&[ (=) ÁJ&[	43	18	2:04.500	0.628	0.017	111.3
9	96	Luis Alvarez			PROMOCOPA	Ô&[ (=) ÁJ&[	36	16	2:04.702	0.830	0.202	111.1
10	48	Antonio Castillo			VSR MOTORSPORT	Ô&[ (=) ÁJ&[	24	23	2:04.755	0.883	0.053	111.0
11	35	Jose Maria Albal			Ú- C&[ (=) ÁJ&[	Ô&[ (=) ÁJ&[	18	6	2:04.953	1.081	0.198	110.9
12	17	Francisco Jose Amaro			ULTIMA VUELTA	Ô&[ (=) ÁJ&[	48	42	2:04.957	1.085	0.004	110.9
13	77	Agustin Arce			VSR MOTORSPORT	Ô&[ (=) ÁJ&[	34	28	2:05.030	1.158	0.073	110.8
14	20	Andrea Fernandez			EFICAR TEAM	Ô&[ (=) ÁJ&[	48	20	2:05.084	1.212	0.054	110.8
15	55	David Rodriguez			DESGUACES LA TORRE	Ô&[ (=) ÁJ&[	46	41	2:05.316	1.444	0.232	110.6
16	10	Alberto Lazaro			ALBERTO LAZARO	Ô&[ (=) ÁJ&[	36	15	2:05.323	1.451	0.007	110.5
17	43	Javier Albar			DESGUACES LA TORRE	Ô&[ (=) ÁJ&[	31	27	2:05.346	1.474	0.023	110.5
18	59	Vicente Valles			VSR MOTORSPORT	Ô&[ (=) ÁJ&[	37	31	2:05.445	1.573	0.099	110.4
19	36	Miguel Rufino			ESCUDERIA CARTHAGO	Ô&[ (=) ÁJ&[	23	18	2:05.508	1.636	0.063	110.4
20	75	Francisco Vazquez			PROMOCOPA	Ô&[ (=) ÁJ&[	53	52	2:05.554	1.682	0.046	110.3
21	76	Carlota Villanueva			EFICAR TEAM	Ô&[ (=) ÁJ&[	31	29	2:05.823	1.951	0.269	110.1
22	9	Arkaitz Uranga			R.A.C. CIRCUITO	Ô&[ (=) ÁJ&[	42	24	2:05.906	2.034	0.083	110.0
23	78	Angel Cabello			RASANTE SPORT	Ô&[ (=) ÁJ&[	27	23	2:05.996	2.124	0.090	110.0
24	79	Angel Lucena			RASANTE SPORT	Ô&[ (=) ÁJ&[	25	22	2:06.286	2.414	0.290	109.7
25	98	Deogracias Millan			RX PRO RACING	Ô&[ (=) ÁJ&[	54	33	2:06.439	2.567	0.153	109.6
26	85	Pablo Blanco			PROMOCOPA	Ô&[ (=) ÁJ&[	43	42	2:06.625	2.753	0.186	109.4
27	11	Daniel Oliver			R.A.C. CIRCUITO	Ô&[ (=) ÁJ&[	44	40	2:06.753	2.881	0.128	109.3
28	15	Juan Ramon Garcia			DESGUACES LA TORRE	Ô&[ (=) ÁJ&[	23	21	2:06.813	2.941	0.060	109.2
29	14	Antonio Honrado			PROMOCOPA	Ô&[ (=) ÁJ&[	26	19	2:06.931	3.059	0.118	109.1
30	39	Ralf Henri			DESGUACES LA TORRE	Ô&[ (=) ÁJ&[	54	29	2:06.988	3.116	0.057	109.1
31	5	Jonathan Gomez			Ú- C&[ (=) ÁJ&[	Ô&[ (=) ÁJ&[	29	25	2:07.011	3.139	0.023	109.1
32	80	Oscar Montalvo			RX PRO RACING	Ô&[ (=) ÁJ&[	38	33	2:07.174	3.302	0.163	108.9
33	7	Alvaro Ruiz			PROMOCOPA	Ô&[ (=) ÁJ&[	16	8	2:07.308	3.436	0.134	108.8
34	73	Fernando Paniagua			VSR MOTORSPORT	Ô&[ (=) ÁJ&[	4	3	2:07.332	3.460	0.024	108.8
35	24	Marcos Gonzalez			ULTIMA VUELTA	Ô&[ (=) ÁJ&[	45	38	2:07.418	3.546	0.086	108.7
36	49	Jose Antonio Martin			C.D PLEMAR SPORT	Ô&[ (=) ÁJ&[	36	29	2:07.437	3.565	0.019	108.7
37	65	Roberto Fernandez			CIUDAD DE GETAFE	Ô&[ (=) ÁJ&[	35	23	2:07.510	3.638	0.073	108.6
38	3	Ó&[ (=) ÁJ&[			PROMOCOPA	Ô&[ (=) ÁJ&[	18	17	2:07.583	3.711	0.073	108.6
39	18	Carlos Arco			R.A.C. CIRCUITO	Ô&[ (=) ÁJ&[	16	14	2:08.167	4.295	0.584	108.1
40	22	Ô&[ (=) ÁJ&[			R.A.C. CIRCUITO	Ô&[ (=) ÁJ&[	19	8	2:08.309	4.437	0.142	108.0
41	54	Borja Arrizabalaga			PROMOCOPA	Ô&[ (=) ÁJ&[	14	6	2:08.659	4.787	0.350	107.7
42	86	Sergio Cabal			RASANTE SPORT	Ô&[ (=) ÁJ&[	22	4	2:08.826	4.954	0.167	107.5
43	8	Alex Tomas			ALEX TOMAS VARELA	Ô&[ (=) ÁJ&[	17	16	2:11.985	8.113	3.159	105.0
44	118	Javier Conejero			ESCUDERIA PLASENCIA	Toyota Aygo	43	24	2:19.245	15.373	7.260	99.5
45	123	Miguel Gonzalez			ESCUDERIA CENTRO	Toyota Aygo	52	29	2:19.518	15.646	0.273	99.3
46	114	Luis Quintana			MOTORISMO RACING	Toyota Aygo	9	8	2:19.671	15.799	0.153	99.2
47	177	Jan Acero			ESCUDERIA BAIX	Toyota Aygo	37	21	2:21.296	17.424	1.625	98.0
48	199	Alberto Dorsch			RACE	Toyota Aygo	15	2	2:21.714	17.842	0.418	97.8
49	37	Victor Cantin			VICTOR CANTIN PINILLA	Ô&[ (=) ÁJ&[	14	11	2:23.651	19.779	1.937	96.4
50	30	Mario Castro			PROMOCOPA	Ô&[ (=) ÁJ&[	3	2	4:50.399	2:46.527	2:26.748	47.7

Publicado a las:.....

Temp Pista: ' &%'š

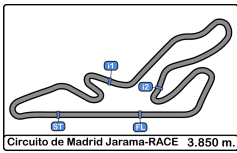
Temp Aire: &,' š

Humedad: 24 % Estado Pista: SECA

Director Carrera:

Cronometrador:





**Circuito de Madrid Jarama - RACI**  
**SAXO TROPHY JARAMA RACE**  
**Entrenamiento Privado**



Circuito de Madrid Jarama-RACE 3.850 m.

F Ygi `hUXcg`Dfc j ]g]cbUYg`dcf 7 UhY[ cf:U

Rookie												
Clas	B.	Piloto	Cat	Clas	Equipo	Vehiculo	Vtas.	Mejor	Tiempo	8 ]Z%	Interval	Km/h
1	4	Ricard Cano	R	1	PROMOCOPA	Ôâ[ (=) Á]æp[	42	20	2:07.449			108.7
2	95	Gonzalo Alvarez	R	2	PROMOCOPA	Ôâ[ (=) Á]æp[	32	23	2:08.006	0.557	0.557	108.2
3	27	Ramon Vidal	R	3	PROMOCOPA	Ôâ[ (=) Á]æp[	45	25	2:08.166	0.717	0.160	108.1
4	19	Juan Dominguez	R	4	AUTOMOVIL CLUB VEC	Ôâ[ (=) Á]æp[	14	8	2:08.510	1.061	0.344	107.8
5	23	Mariano Esteban	R	5	VSR MOTORSPORT	Ôâ[ (=) Á]æp[	10	6	2:09.107	1.658	0.597	107.3
6	12	Manuel Isidro	R	6	EFICAR TEAM	Ôâ[ (=) Á]æp[	32	31	2:09.225	1.776	0.118	107.2
7	16	Victor Ambite	R	7	CIUDAD DE GETAFE	Ôâ[ (=) Á]æp[	12	6	2:11.446	3.997	2.221	105.4

Publicado a las:.....

Temp Pista: ' &%'š7

Temp Aire: & ,(' š7

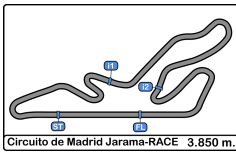
Humedad: 24 %

Estado Pista: SECA

Director Carrera:

Cronometrador:





**Circuito de Madrid Jarama - RACI**  
**SAXO TROPHY JARAMA RACE**  
 Entrenamiento Privado  
**Tiempos Por Vuelta**



3

Óscar Álvarez

PROMOCOPIA

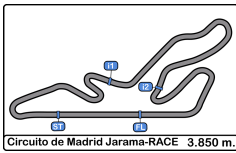
4

Ricard Cano

PROMOCOPIA

PROMOCOPIA						Rookie						PROMOCOPIA					
Vta	D	Tiempo	Sector 1	Sector 2	Sector 3	T. Spd	Elapsed	Vta	D	Tiempo	Sector 1	Sector 2	Sector 3	T. Spd	Elapsed		
1		15:19:55.419	15:18:29.504	47.738	38.177	64.3	15:19:55.419	1		14:54:57.898	14:53:07.142	1:10.181	40.575	44.0	14:54:57.898		
2		2:13.250	51.232	44.700	37.318	161.1	15:22:08.669	2		2:16.527	52.325	46.830	37.372	148.9	14:57:14.425		
3		2:11.734	50.816	44.271	36.647	159.7	15:24:20.403	3		2:11.865	50.285	44.634	36.946	165.1	14:59:26.290		
4		2:09.958	49.614	43.898	36.446	167.9	15:26:30.361	4		2:59.035 P	54.238	1:12.599	52.198	153.6	15:02:25.325		
5		2:27.915 P	50.658	49.665	47.592	167.4	15:28:58.276	5		5:16.649	3:30.944	1:07.549	38.156	46.6	15:07:41.974		
6		5:18.891	3:58.353	44.443	36.095	78.0	15:34:17.167	6		2:11.954	49.963	45.058	36.933	169.5	15:09:53.928		
7		2:09.617	49.211	44.324	36.082	169.2	15:36:26.784	7		2:34.595 P	49.100	49.634	55.861	171.1	15:12:28.523		
8		2:09.819	49.882	43.591	36.346	168.7	15:38:36.603	8		15:27.794	13:56.123	54.205	37.466	48.8	15:27:56.317		
9		2:12.113	50.031	44.292	37.790	169.0	15:40:48.716	9		2:09.793	49.258	44.234	36.301	168.7	15:30:06.110		
10		2:20.201	53.018	50.404	36.779	152.9	15:43:08.917	10		2:09.859	49.293	44.298	36.268	169.8	15:32:15.969		
11		2:09.885	49.714	44.006	36.165	166.1	15:45:18.802	11		2:08.787	48.704	43.853	36.230	171.4	15:34:24.756		
12		2:09.354	49.375	43.788	36.191	165.6	15:47:28.156	12		2:43.478 P	49.103	53.831	1:00.544	171.1	15:37:08.234		
13		2:08.451	48.919	43.532	36.000	171.9	15:49:36.607	13		9:47.561	8:11.070	59.491	37.000	51.1	15:46:55.795		
14		2:24.131	52.395	50.168	41.568	161.4	15:52:00.738	14		2:07.604	48.337	43.473	35.794	173.9	15:49:03.399		
15		2:17.084	53.342	47.221	36.521	150.0	15:54:17.822	15		2:32.527	51.657	1:03.903	36.967	174.7	15:51:35.926		
16		2:08.246	49.324	43.165	35.757	165.1	15:56:26.068	16		2:13.553	48.708	43.662	41.183	170.6	15:53:49.479		
17		2:07.583	48.643	43.191	35.749	170.8	15:58:33.651	17		2:27.867	57.554	53.914	36.399	122.0	15:56:17.346		
18		2:25.577 P	52.882	44.799	47.896	160.0	16:00:59.228	18		2:08.457	48.933	43.650	35.874	171.9	15:58:25.803		
								19		2:07.549	48.471	43.324	35.754	173.0	16:00:33.352		
								20		2:07.449	48.481	43.364	35.604	173.6	16:02:40.801		
								21		2:14.643	48.897	43.244	42.502	171.1	16:04:55.444		
								22		2:59.480 P	1:04.930	59.815	54.735	103.4	16:07:54.924		
								23		54:18.474	52:45.803	55.343	37.328	61.3	17:02:13.398		
								24		2:21.150	50.656	53.118	37.376	170.3	17:04:34.548		
								25		2:08.811	49.216	43.656	35.939	171.7	17:06:43.359		
								26		2:08.082	48.849	43.611	35.622	172.5	17:08:51.441		
								27		2:59.004 P	48.816	1:01.283	1:08.905	171.9	17:11:50.445		
								28		12:02.142	10:27.022	58.299	36.821	50.8	17:23:52.587		
								29		2:07.942	48.718	43.396	35.828	171.7	17:26:00.529		
								30		2:08.492	48.780	43.564	36.148	170.6	17:28:09.021		
								31		3:06.724 P	59.209	1:12.449	55.066	170.6	17:31:15.745		
								32		4:35.178	3:09.023	50.189	35.966	52.9	17:35:50.923		
								33		2:21.598	48.821	56.790	35.987	172.8	17:38:12.521		
								34		2:08.123	48.684	43.444	35.995	171.9	17:40:20.644		
								35		2:33.119	52.401	1:04.616	36.102	170.8	17:42:53.763		
								36		2:50.130	52.190	1:20.612	37.328	172.2	17:45:43.893		
								37		2:07.736	48.462	43.469	35.805	174.1	17:47:51.629		
								38		2:07.712	48.395	43.342	35.975	171.9	17:49:59.341		
								39		2:08.337	48.778	43.556	36.003	171.7	17:52:07.678		
								40		2:07.700	48.531	43.273	35.896	170.6	17:54:15.378		
								41		2:56.805	50.639	1:29.666	36.500	171.4	17:57:12.183		
								42		2:50.658 P	58.790	55.747	56.121	130.4	18:00:02.841		





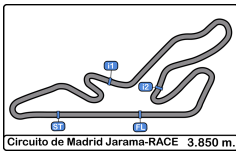
**Circuito de Madrid Jarama - RACI**  
**SAXO TROPHY JARAMA RACE**  
**Entrenamiento Privado**  
**Tiempos Por Vuelta**



**5** Jonathan Gomez **6** Francisco Comendador  
 Oscar Gomez VSR MOTORSPORT

Vta	D	Tiempo	Sector 1	Sector 2	Sector 3	T. Spd	Elapsed	Vta	D	Tiempo	Sector 1	Sector 2	Sector 3	T. Spd	Elapsed
1		14:24:49.751	14:23:28.858	44.662	36.231	79.0	14:24:49.751	1		14:57:24.715 P			14:57:24.715		14:57:24.715
2		2:08.676	49.256	43.687	35.733	169.0	14:26:58.427	2		3:00.224	1:39.597	44.691	35.936	75.1	15:00:24.939
3		2:27.874 P	51.929	49.084	46.861	170.0	14:29:26.301	3		2:06.068	48.036	42.631	35.401	171.9	15:02:31.007
4		8:05.742	6:46.647	43.217	35.878	76.0	14:37:32.043	4		2:05.007	47.746	42.002	35.259	173.6	15:04:36.014
5		2:07.454	48.530	43.215	35.709	170.0	14:39:39.497	5		2:13.229 P	47.655	42.338	43.236	174.7	15:06:49.243
6		2:33.970 P	55.831	51.015	47.124	169.8	14:42:13.467	6		2:45.258 P			3:28.494		15:09:34.501
7		3:55.477	2:36.230	43.391	35.856	79.2	14:46:08.944	7		13:28.333	12:10.389	42.601	35.343	55.8	15:23:02.834
8		2:07.872	48.651	43.306	35.915	171.9	14:48:16.816	8		2:05.697	48.011	42.289	35.397	171.9	15:25:08.531
9		2:07.269	48.387	43.068	35.814	173.9	14:50:24.085	9		2:04.954	47.659	42.064	35.231	173.6	15:27:13.485
10		2:07.628	48.368	43.422	35.838	173.3	14:52:31.713	10		2:05.298	47.669	42.270	35.359	171.9	15:29:18.783
11		2:17.140 P	49.728	45.568	41.844	172.2	14:54:48.853	11		2:05.584	47.970	42.219	35.395	172.8	15:31:24.367
12		4:47.735	3:26.092	44.964	36.679	63.4	14:59:36.588	12		2:05.279	48.015	42.156	35.108	173.3	15:33:29.646
13		2:11.283	50.014	44.998	36.271	162.8	15:01:47.871	13		2:05.032	47.874	41.985	35.173	173.9	15:35:34.678
14		2:10.272	50.435	43.896	35.941	152.3	15:03:58.143	14		2:11.213 P	47.751	42.210	41.252	173.9	15:37:45.891
15		2:10.602	49.759	44.369	36.474	158.8	15:06:08.745	15		4:45.810	3:26.482	43.904	35.424	76.0	15:42:31.701
16		2:08.267	49.049	43.546	35.672	170.0	15:08:17.012	16		2:16.162	58.903	42.007	35.252	174.4	15:44:47.863
17		2:07.860	49.057	43.333	35.470	170.8	15:10:24.872	17		2:05.873	47.666	43.008	35.199	175.8	15:46:53.736
18		2:07.542	48.647	43.226	35.669	170.6	15:12:32.414	18		2:04.500	47.593	41.891	35.016	175.0	15:48:58.236
19		2:34.859 P	54.991	52.323	47.545	162.6	15:15:07.273	19		2:13.252 P	47.526	42.344	43.382	175.6	15:51:11.488
20		33:54.943	32:21.387	57.677	35.879	72.3	15:49:02.216	20		43:34.512	42:12.742	46.507	35.263	69.3	16:34:46.000
21		2:07.163	48.566	43.118	35.479	171.7	15:51:09.379	21		2:06.683	48.777	42.701	35.205	170.6	16:36:52.683
22		2:07.419	48.629	43.202	35.588	169.8	15:53:16.798	22		2:05.367	47.740	42.325	35.302	173.0	16:38:58.050
23		2:07.420	48.765	43.240	35.415	166.9	15:55:24.218	23		2:05.373	48.266	42.034	35.073	175.8	16:41:03.423
24		2:07.222	48.417	43.404	35.401	170.6	15:57:31.440	24		2:05.245	47.653	42.219	35.373	175.8	16:43:08.668
25		2:07.011	48.293	43.055	35.663	170.0	15:59:38.451	25		2:13.506 P	48.035	42.558	42.913	173.6	16:45:22.174
26		2:07.723	48.329	43.464	35.930	170.6	16:01:46.174	26		18:58.280	17:31.372	47.567	39.341	71.5	17:04:20.454
27		2:40.696 P	58.715	51.821	50.160	125.7	16:04:26.870	27		2:20.766	54.468	50.064	36.234	164.3	17:06:41.220
28		24:17.800	22:57.768	43.612	36.420	76.2	16:28:44.670	28		2:15.210 P	47.778	44.619	42.813	173.3	17:08:56.430
29		3:18.554 P	1:02.588	1:15.092	1:00.874	171.9	16:32:03.224	29		9:22.690	8:05.447	42.167	35.076	78.3	17:18:19.120
30			19:23.154	1:05.990		60.3		30		2:04.989	47.360	42.309	35.320	175.8	17:20:24.109
								31		2:04.942	47.817	41.940	35.185	171.7	17:22:29.051
								32		2:09.767	48.032	45.964	35.771	172.2	17:24:38.818
								33		2:04.908	47.746	41.922	35.240	171.9	17:26:43.726
								34		2:05.182	47.674	41.998	35.510	172.2	17:28:48.908
								35		2:07.285	47.717		2:42.795	173.0	17:30:56.193
								36		2:11.770	51.493	44.150	36.127	174.7	17:33:07.963
								37		2:11.589 P	47.542	43.183	40.864	174.4	17:35:19.552
								38		11:50.333	10:29.027	45.363	35.943	84.6	17:47:09.885
								39		2:07.084	47.583	44.130	35.371	173.6	17:49:16.969
								40		2:05.064	47.629	42.271	35.164	172.8	17:51:22.033
								41		2:09.656	49.688	44.700	35.268	173.0	17:53:31.689
								42		2:05.204	47.715	42.169	35.320	173.6	17:55:36.893
								43		2:12.485 P	47.708	41.950	42.827	174.4	17:57:49.378





**Circuito de Madrid Jarama - RACI**  
**SAXO TROPHY JARAMA RACE**  
**Entrenamiento Privado**  
**Tiempos Por Vuelta**



**7** Alvaro Ruiz **Ôä[ (=) Åÿ[**

**9** Arkaitz Uranga **Ôä[ (=) Åÿ[**

PROMOCOPIA

R.A.C. CIRCUITO GUADALOPE

Vta	D	Tiempo	Sector 1	Sector 2	Sector 3	T. Spd	Elapsed	Vta	D	Tiempo	Sector 1	Sector 2	Sector 3	T. Spd	Elapsed
1		16:22:55.859 P	16:21:15.971	51.561	48.327	71.6	16:22:55.859	1		15:06:17.967 P			15:06:17.967		15:06:17.967
2		24:25.293	22:56.076	48.711	40.506	79.8	16:47:21.152	2		11:40.493 P	10:06.643	46.333	47.517	64.1	15:17:58.460
3		2:19.419	55.862	46.209	37.348	143.8	16:49:40.571	3		3:40.823	2:19.904	44.570	36.349	70.8	15:21:39.283
4		2:11.793	50.128	45.294	36.371	165.8	16:51:52.364	4		2:08.094	48.830	43.254	36.010	169.2	15:23:47.377
5		2:19.668 P	51.603	44.727	43.338	156.7	16:54:12.032	5		2:08.405	49.162	43.442	35.801	169.0	15:25:55.782
6		11:06.284	9:45.052	44.661	36.571	76.8	17:05:18.316	6		2:07.184	48.518	43.019	35.647	169.0	15:28:02.966
7		2:08.087	48.600	43.801	35.686	173.3	17:07:26.403	7		2:07.467	48.612	43.086	35.769	170.0	15:30:10.433
8		<b>2:07.308</b>	<b>48.395</b>	<b>43.275</b>	35.638	172.8	17:09:33.711	8		2:18.261	51.490	49.180	37.591	165.8	15:32:28.694
9		2:53.072 P	51.091	53.263	1:08.718	173.3	17:12:26.783	9		2:07.250	48.251	43.416	35.583	169.2	15:34:35.944
10		4:55.055	3:34.970	43.666	36.419	73.9	17:17:21.838	10		2:17.348 P	49.872	44.270	43.206	170.3	15:36:53.292
11		2:19.474 P	49.095	45.339	45.040	167.7	17:19:41.312	11		7:39.865	6:12.059	51.369	36.437	59.2	15:44:33.157
12		10:48.280	9:22.939	45.303	40.038	80.1	17:30:29.592	12		2:09.094	49.265	44.119	35.710	170.8	15:46:42.251
13		2:11.797	50.950	44.041	36.806	156.7	17:32:41.389	13		2:06.627	48.142	42.985	35.500	170.3	15:48:48.878
14		2:07.804	48.772	43.480	<b>35.552</b>	171.7	17:34:49.193	14		2:06.223	48.171	<b>42.709</b>	35.343	169.8	15:50:55.101
15		2:09.317	49.626	43.535	36.156	172.5	17:36:58.510	15		2:13.175	48.343	47.325	37.507	169.8	15:53:08.276
16		2:30.908 P	53.596	48.048	49.264	161.1	17:39:29.418	16		2:06.179	48.079	42.824	<b>35.276</b>	169.8	15:55:14.455
17								17		2:18.035	51.373	48.067	38.595	169.8	15:57:32.490
18								18		2:06.589	48.069	42.961	35.559	171.7	15:59:39.079
19								19		2:15.324	49.783	48.326	37.215	173.3	16:01:54.403
20								20		2:06.767	47.970	43.029	35.768	170.6	16:04:01.170
21								21		2:37.813 P	52.522	56.306	48.985	170.3	16:06:38.983
22								22		39:50.799	38:09.656	54.888	46.255	70.1	16:46:29.782
23								23		2:11.927	50.259	46.122	35.546	173.3	16:48:41.709
24								24		<b>2:05.906</b>	<b>47.685</b>	42.918	35.303	173.0	16:50:47.615
25								25		2:07.243	48.221	43.035	35.987	169.2	16:52:54.858
26								26		2:14.476	48.566	47.788	38.122	168.2	16:55:09.334
27								27		2:17.841 P	48.249	42.975	46.617	170.6	16:57:27.175
28								28		6:59.030	5:27.928	52.226	38.876	72.8	17:04:26.205
29								29		2:19.067	50.879	49.498	38.690	171.7	17:06:45.272
30								30		2:10.541	48.539	43.210	38.792	173.3	17:08:55.813
31								31		3:01.316 P	47.938	1:05.995	1:07.383	174.1	17:11:57.129
32								32		8:31.058	6:31.798	1:02.855	56.405	64.5	17:20:28.187
33								33		2:06.431	48.192	42.826	35.413	169.2	17:22:34.618
34								34		2:06.613	48.433	42.728	35.452	169.8	17:24:41.231
35								35		2:11.360	49.127	42.821	39.412	172.5	17:26:52.591
36								36		2:23.489	55.855	51.283	36.351	144.1	17:29:16.080
37								37		2:06.786	47.861	42.740	36.185	170.6	17:31:22.866
38								38		2:21.550	52.711	48.637	40.202	153.6	17:33:44.416
39								39		2:24.349	51.727	54.401	38.221	170.6	17:36:08.765
40								40		2:05.938	47.813	42.833	35.292	171.1	17:38:14.703
41								41		2:06.413	47.908	42.784	35.721	172.5	17:40:21.116
42								42		2:46.957 P	55.486	58.732	52.739	154.9	17:43:08.073

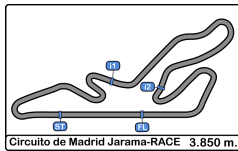
**8** Alex Tomas **Ôä[ (=) Åÿ[**

ALEX TOMAS VARELA

Vta	D	Tiempo	Sector 1	Sector 2	Sector 3	T. Spd	Elapsed
1		15:17:23.845	15:15:50.441	54.718	38.686	66.6	15:17:23.845
2		2:14.591	50.524	45.705	38.362	163.6	15:19:38.436
3		2:15.300	51.756	44.354	39.190	126.6	15:21:53.736
4		2:28.028 P	50.629	47.195	50.204	163.1	15:24:21.764
5		3:49.814	2:26.797	44.817	38.200	79.2	15:28:11.578
6		2:12.826	50.302	45.152	37.372	167.7	15:30:24.404
7		2:12.819	50.101	45.233	37.485	169.0	15:32:37.223
8		2:13.002	50.708	44.988	37.306	170.6	15:34:50.225
9		2:22.795 P	<b>49.956</b>	44.574	48.265	172.5	15:37:13.020
10		1:03:55.252 P	1:02:06.290	57.233	51.729	49.1	16:41:08.272
11		18:35.169	17:07.233	49.768	38.168	73.3	16:59:43.441
12		2:12.396	50.419	44.972	37.005	167.4	17:01:55.837
13		2:13.511	50.171	45.009	38.331	171.1	17:04:09.348
14		2:21.826 P	49.959	43.822	48.045	172.8	17:06:31.174
15		15:14.678	13:54.460	<b>43.558</b>	<b>36.660</b>	87.2	17:21:45.852
16		<b>2:11.985</b>	50.251	44.851	36.883	161.9	17:23:57.837
17		2:28.644 P	51.175	50.026	47.443	161.1	17:26:26.481







**Circuito de Madrid Jarama - RACI**  
**SAXO TROPHY JARAMA RACE**  
**Entrenamiento Privado**  
**Tiempos Por Vuelta**



10

Alberto Lazaro

11

Daniel Oliver

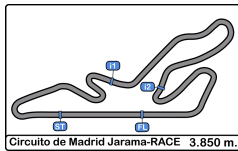
11

ALBERTO LAZARO BARRASA

R.A.C. CIRCUITO GUADALOPE

Vta	D	Tiempo	Sector 1	Sector 2	Sector 3	T. Spd	Elapsed	Vta	D	Tiempo	Sector 1	Sector 2	Sector 3	T. Spd	Elapsed
1		14:23:58.447	14:22:35.067	46.006	37.374	70.5	14:23:58.447	1		14:56:48.752	14:55:28.998	43.971	35.783	79.7	14:56:48.752
2		2:09.863	49.880	44.388	35.595	162.6	14:26:08.310	2		2:08.237	49.058	43.276	35.903	169.2	14:58:56.989
3		2:31.330 P	48.392	46.424	56.514	174.4	14:28:39.640	3		2:07.839	48.522	43.274	36.043	168.4	15:01:04.828
4		7:31.562	6:12.986	43.200	35.376	78.8	14:36:11.202	4		2:25.401	1:05.509	44.167	35.725	168.2	15:03:30.229
5		2:05.938	48.038	42.809	35.091	173.6	14:38:17.140	5		2:07.648	48.801	43.055	35.792	170.3	15:05:37.877
6		2:25.751 P	48.233	43.664	53.854	174.4	14:40:42.891	6		2:07.463	48.622	43.091	35.750	170.8	15:07:45.340
7		29:44.616	28:25.635	43.359	35.622	70.2	15:10:27.507	7		2:07.831	48.573	43.289	35.969	171.7	15:09:53.171
8		2:18.668	51.871	49.376	37.421	173.9	15:12:46.175	8		2:23.721 P	49.163	51.002	43.556	170.3	15:12:16.892
9		2:05.985	48.391	42.465	35.129	171.4	15:14:52.160	9		10:15.365	8:55.950	43.603	35.812	75.8	15:22:32.257
10		2:05.508	47.970	42.392	35.146	173.0	15:16:57.668	10		2:09.273	49.192	44.106	35.975	170.0	15:24:41.530
11		2:05.760	47.974	42.550	35.236	172.8	15:19:03.428	11		2:08.316	49.275	43.196	35.845	169.0	15:26:49.846
12		2:09.841	48.022	42.643	39.176	171.1	15:21:13.269	12		2:07.474	48.408	43.231	35.835	170.3	15:28:57.320
13		2:21.212	56.125	47.946	37.141	114.4	15:23:34.481	13		2:15.622 P	48.768	43.316	43.538	169.2	15:31:12.942
14		2:05.799	47.972	42.634	35.193	171.9	15:25:40.280	14		42:49.395	41:27.255	45.662	36.478	67.5	16:14:02.337
15		2:05.323	47.800	42.340	35.183	172.2	15:27:45.603	15		2:36.390 P	52.201	52.392	51.797	168.7	16:16:38.727
16		2:05.593	47.888	42.408	35.297	170.6	15:29:51.196	16		6:53.316	5:31.980	45.124	36.212	86.9	16:23:32.043
17		2:36.378 P	54.085	49.370	52.923	169.8	15:32:27.574	17		2:08.524	49.632	42.969	35.923	170.6	16:25:40.567
18		53:19.123	51:56.506	46.458	36.159	62.7	16:25:46.697	18		2:08.765	49.006	44.124	35.635	170.3	16:27:49.332
19		2:05.912	48.238	42.481	35.193	173.3	16:27:52.609	19		2:08.350	48.954	43.300	36.096	171.9	16:29:57.682
20		2:05.670	48.167	42.374	35.129	174.4	16:29:58.279	20		2:08.743	49.513	43.334	35.896	170.3	16:32:06.425
21		2:06.076	48.129	42.678	35.269	177.3	16:32:04.355	21		2:07.610	48.949	43.028	35.633	171.1	16:34:14.035
22		2:05.813	48.157	42.580	35.076	172.8	16:34:10.168	22		2:07.647	48.791	43.227	35.629	171.1	16:36:21.682
23		2:27.460 P	48.056	53.186	46.218	173.6	16:36:37.628	23		2:08.159	49.122	43.130	35.907	168.2	16:38:29.841
24		5:54.131	4:33.765	42.518	37.848	65.2	16:42:31.759	24		2:07.757	48.863	43.278	35.616	170.0	16:40:37.598
25		2:06.217	48.297	42.502	35.418	173.6	16:44:37.976	25		2:17.190 P	50.659	43.732	42.799	147.3	16:42:54.788
26		2:05.890	48.078	42.578	35.234	173.6	16:46:43.866	26		7:18.576	5:58.911	43.558	36.107	79.8	16:50:13.364
27		2:05.729	48.118	42.445	35.166	172.5	16:48:49.595	27		2:07.982	48.882	43.189	35.911	169.5	16:52:21.346
28		2:09.715	48.114	42.681	38.920	172.5	16:50:59.310	28		2:08.042	49.270	43.344	35.428	169.5	16:54:29.388
29		2:37.645 P	59.435	51.308	46.902	115.5	16:53:36.955	29		2:27.150 P	55.200	46.118	45.832	171.9	16:56:56.538
30		53:13.571	51:54.525	43.611	35.435	77.0	17:46:50.526	30		26:39.683	25:19.991	43.752	35.940	69.4	17:23:36.221
31		2:05.540	47.896	42.463	35.181	173.3	17:48:56.066	31		2:10.141	48.751	44.589	36.801	168.4	17:25:46.362
32		2:05.725	48.081	42.563	35.081	173.3	17:51:01.791	32		2:12.326	53.504	43.250	35.572	170.3	17:27:58.688
33		2:05.781	48.050	42.632	35.099	172.2	17:53:07.572	33		2:15.143	56.390	43.188	35.565	170.0	17:30:13.831
34		2:05.754	47.993	42.463	35.298	173.3	17:55:13.326	34		2:07.482	48.519	43.330	35.633	170.8	17:32:21.313
35		2:05.645	47.922	42.502	35.221	174.1	17:57:18.971	35		2:06.952	48.299	42.866	35.787	171.9	17:34:28.265
36		2:45.694 P	55.080	54.129	56.485	146.5	18:00:04.665	36		2:08.496	49.268	43.516	35.712	171.9	17:36:36.761
37		2:22.559 P						37		2:22.559 P	50.303	46.627	45.629	173.3	17:38:59.320
38		6:29.570						38		6:29.570	5:09.422	44.158	35.990	65.6	17:45:28.890
39		2:06.876						39		2:06.876	48.223	42.932	35.721	173.6	17:47:35.766
40		2:06.753						40		2:06.753	48.151	42.976	35.626	172.2	17:49:42.519
41		2:07.260						41		2:07.260	48.056	43.264	35.940	175.6	17:51:49.779
42		2:32.283						42		2:32.283	56.660	55.891	39.732	171.9	17:54:22.062
43		2:13.173						43		2:13.173	52.862	44.224	36.087	138.1	17:56:35.235
44		2:38.527 P						44		2:38.527 P	56.518	51.085	50.924	122.4	17:59:13.762





**Circuito de Madrid Jarama - RACI**  
**SAXO TROPHY JARAMA RACE**  
**Entrenamiento Privado**  
**Tiempos Por Vuelta**



12

Manuel Isidro

Ólafur Þór Þorvaldsson

13

Rafael Ángel Rodríguez

Ólafur Þór Þorvaldsson

Rookie

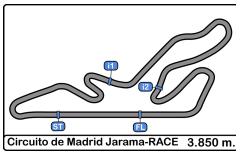
EFICAR TEAM

Miguel Villaceros

ULTIMA VUELTA

Vta	D	Tiempo	Sector 1	Sector 2	Sector 3	T. Spd	Elapsed	Vta	D	Tiempo	Sector 1	Sector 2	Sector 3	T. Spd	Elapsed
1		14:57:09.295	14:55:46.219	46.264	36.812	65.5	14:57:09.295	1		14:13:55.518	14:12:29.324	48.818	37.376	59.9	14:13:55.518
2		2:09.891	49.645	44.366	35.880	164.3	14:59:19.186	2		2:13.421	51.620	45.586	36.215	150.2	14:16:08.939
3		2:09.613	49.166	44.245	36.202	165.1	15:01:28.799	3		2:27.772 P	48.398	50.111	49.263	173.3	14:18:36.711
4		2:23.352 P	52.833	44.097	46.422	121.4	15:03:52.151	4		9:26.664 P	7:40.732	45.039	1:00.893	83.6	14:28:03.375
5		6:07.904	4:46.153	45.425	36.326	73.0	15:10:00.055	5		7:43.594	6:24.361	43.528	35.705	78.7	14:35:46.969
6		2:10.706	49.311	45.143	36.252	166.9	15:12:10.761	6		2:06.890	48.154	42.989	35.747	175.6	14:37:53.859
7		2:10.257	49.486	44.598	36.173	160.2	15:14:21.018	7		2:20.676 P	48.232	44.743	47.701	176.4	14:40:14.535
8		2:10.634	49.658	44.603	36.373	160.2	15:16:31.652	8		5:22.031	4:03.173	43.322	35.536	83.3	14:45:36.566
9		2:11.528	50.475	44.744	36.309	160.7	15:18:43.180	9		2:05.867	48.177	42.564	35.126	173.6	14:47:42.433
10		2:25.281 P	49.566	44.834	50.881	159.7	15:21:08.461	10		2:18.841 P	50.094	42.843	45.904	132.8	14:50:01.274
11		1:13:44.376	1:12:20.764	47.302	36.310	64.5	16:34:52.837	11		5:30.718	4:13.082	42.574	35.062	76.3	14:55:31.992
12		2:10.045	49.000	44.858	36.187	165.1	16:37:02.882	12		2:06.045	47.717	43.204	35.124	173.0	14:57:38.037
13		2:09.778	49.156	44.483	36.139	163.3	16:39:12.660	13		2:05.110	47.852	42.208	35.050	172.8	14:59:43.147
14		2:10.627	49.334	44.495	36.798	163.3	16:41:23.287	14		2:04.766	47.606	42.125	35.035	174.4	15:01:47.913
15		2:09.898	49.049	44.390	36.459	165.1	16:43:33.185	15		2:18.688 P	49.310	43.060	46.318	150.4	15:04:06.601
16		2:10.580	49.807	44.431	36.342	162.6	16:45:43.765	16		52:05.669 P	50:36.899	45.645	43.125	75.7	15:56:12.270
17		2:10.385	49.231	44.369	36.785	163.8	16:47:54.150	17		9:50.678	8:30.861	43.654	36.163	80.1	16:06:02.948
18		2:10.710	48.924	45.664	36.122	162.8	16:50:04.860	18		2:07.980	48.514	42.631	36.835	173.0	16:08:10.928
19		2:10.424	49.731	44.474	36.219	162.4	16:52:15.284	19		2:05.977	48.060	42.457	35.460	173.6	16:10:16.905
20		2:10.627	49.850	44.521	36.256	160.7	16:54:25.911	20		2:06.237	48.019	42.368	35.850	172.8	16:12:23.142
21		2:10.352	49.674	44.531	36.147	164.1	16:56:36.263	21		2:06.353	48.114	42.728	35.511	175.6	16:14:29.495
22		2:32.062 P	49.532	49.228	53.302	164.6	16:59:08.325	22		3:01.507 P	56.587	59.917	1:05.003	142.8	16:17:31.002
23		40:26.544	39:06.298	44.456	35.790	72.8	17:39:34.869	23		9:16.960	7:58.996	42.846	35.118	76.9	16:26:47.962
24		2:10.001	49.139	44.765	36.097	164.8	17:41:44.870	24		2:05.615	47.966	42.415	35.234	173.9	16:28:53.577
25		2:10.097	49.467	44.699	35.931	164.8	17:43:54.967	25		2:04.531	47.436	42.147	34.948	176.1	16:30:58.108
26		2:09.562	49.316	44.393	35.853	164.1	17:46:04.529	26		2:05.074	47.939	42.137	34.998	177.0	16:33:03.182
27		2:17.679	50.871	49.947	36.861	164.3	17:48:22.208	27		2:04.769	47.539	42.188	35.042	174.7	16:35:07.951
28		2:10.671	49.469	45.148	36.054	163.1	17:50:32.879	28		2:04.289	47.535	41.927	34.827	175.0	16:37:12.240
29		2:11.013	50.513	44.444	36.056	163.6	17:52:43.892	29		2:04.656	47.520	42.177	34.959	175.3	16:39:16.896
30		2:10.709	48.854	44.418	37.437	165.6	17:54:54.601	30		2:05.193	47.699	42.362	35.132	175.3	16:41:22.089
31		2:09.225	49.355	43.958	35.912	163.1	17:57:03.826	31		2:04.947	47.697	42.083	35.167	174.7	16:43:27.036
32		2:23.964 P	49.866	45.656	48.442	166.9	17:59:27.790	32		2:06.693	47.959	43.570	35.164	174.7	16:45:33.729
33								33		2:05.495	48.164	42.385	34.946	169.0	16:47:39.224
34								34		2:04.887	47.575	42.449	34.863	176.4	16:49:44.111
35								35		2:04.368	47.543	42.009	34.816	175.6	16:51:48.479
36								36		2:07.287	50.098	42.231	34.958	141.3	16:53:55.766
37								37		2:05.132	47.456	42.543	35.133	176.7	16:56:00.898
38								38		2:13.989 P	47.612	42.165	44.212	177.3	16:58:14.887
39								39		18:29.518	17:08.798	44.712	36.008	85.8	17:16:44.405
40								40		2:08.812	48.917	43.266	36.629	173.3	17:18:53.217
41								41		2:06.512	48.765	42.543	35.204	171.4	17:20:59.729
42								42		2:07.269	48.580	42.413	36.276	173.0	17:23:06.998
43								43		2:06.725	49.093	42.485	35.147	160.0	17:25:13.723
44								44		2:05.959	48.250	42.249	35.460	175.0	17:27:19.682
45								45		2:08.123	48.418	42.941	36.764	173.9	17:29:27.805
46								46		2:06.712	48.524	42.396	35.792	174.1	17:31:34.517
47								47		2:06.319	48.308	42.323	35.688	174.4	17:33:40.836
48								48		2:06.433	48.351	42.620	35.462	174.1	17:35:47.269
49								49		2:07.297	48.013	43.776	35.508	175.8	17:37:54.566
50								50		2:06.776	48.686	42.741	35.349	176.1	17:40:01.342
51								51		2:08.367	48.487	44.304	35.576	175.3	17:42:09.709
52								52		2:23.255 P	52.120	45.351	45.784	145.7	17:44:32.964
53								53		12:38.911	11:09.710	51.072	38.129	68.1	17:57:11.875
54								54		2:38.345 P	54.829	50.591	52.925	133.8	17:59:50.220





**Circuito de Madrid Jarama - RACI**  
**SAXO TROPHY JARAMA RACE**  
**Entrenamiento Privado**  
**Tiempos Por Vuelta**



14

Antonio Honrado

Ôä[ (=) Åÿæ[

16

Victor Ambite

Ôä[ (=) Åÿæ[

PROMOCOPIA

Rookie

CIUDAD DE GETAFE

Vta	D	Tiempo	Sector 1	Sector 2	Sector 3	T. Spd	Elapsed	Vta	D	Tiempo	Sector 1	Sector 2	Sector 3	T. Spd	Elapsed
1		16:28:36.223	16:27:16.045	44.537	35.641	69.5	16:28:36.223	1		15:07:27.460	15:06:03.454	45.219	38.787	76.5	15:07:27.460
2		2:07.288	48.341	43.161	35.786	173.3	16:30:43.511	2		2:41.258	49.565	1:14.219	37.474	167.1	15:10:08.718
3		2:07.177	48.274	43.178	35.725	173.3	16:32:50.688	3		2:14.055	50.958	45.910	37.187	166.4	15:12:22.773
4		2:10.463	48.759	46.133	35.571	171.4	16:35:01.151	4		2:19.134 P	50.701	45.738	42.695	165.6	15:14:41.907
5		2:08.191	48.417	43.207	36.567	173.6	16:37:09.342	5		1:26:06.907	1:24:44.591	45.621	36.695	77.4	16:40:48.814
6		2:08.884	48.757	43.277	36.850	170.8	16:39:18.226	6		2:11.446	49.966	44.531	36.949	169.2	16:43:00.260
7		2:07.599	48.611	43.241	35.747	173.9	16:41:25.825	7		2:32.785	49.725	1:06.076	36.984	167.1	16:45:33.045
8		2:07.629	48.598	43.282	35.749	174.1	16:43:33.454	8		2:12.617	50.658	45.142	36.817	170.0	16:47:45.662
9		2:08.021	48.746	43.324	35.951	171.7	16:45:41.475	9		2:11.909	50.206	44.661	37.042	170.3	16:49:57.571
10		2:37.518 P	53.226	52.499	51.793	172.2	16:48:18.993	10		2:18.931 P	50.031	44.593	44.307	169.2	16:52:16.502
11		5:47.999	4:27.546	44.515	35.938	53.3	16:54:06.992	11		27:35.286	26:02.208	53.535	39.543	72.3	17:19:51.788
12		2:09.096	50.087	43.559	35.450	173.0	16:56:16.088	12		2:28.468 P	55.028	49.565	43.875	170.0	17:22:20.256
13		2:06.981	48.233	43.052	35.696	175.6	16:58:23.069								
14		2:29.953 P	51.006	49.862	49.085	173.3	17:00:53.022								
15		34:45.245	33:23.919	45.451	35.875	69.0	17:35:38.267								
16		2:07.126	48.632	42.900	35.594	173.0	17:37:45.393								
17		2:07.615	48.757	43.348	35.510	175.3	17:39:53.008								
18		2:12.122	49.484	47.024	35.614	156.2	17:42:05.130								
19		2:06.931	48.247	43.091	35.593	174.7	17:44:12.061								
20		2:07.112	48.278	43.006	35.828	175.8	17:46:19.173								
21		2:07.249	48.417	43.206	35.626	172.8	17:48:26.422								
22		2:06.938	48.297	43.024	35.617	176.1	17:50:33.360								
23		2:07.121	48.464	43.155	35.502	173.0	17:52:40.481								
24		2:06.954	48.154	43.250	35.550	173.6	17:54:47.435								
25		2:07.616	48.397	43.568	35.651	173.0	17:56:55.051								
26		2:52.373 P	56.899	57.363	58.111	140.9	17:59:47.424								

15

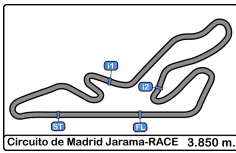
Juan Ramon Garcia

Ôä[ (=) Åÿæ[

DESGUACES LA TORRE

Vta	D	Tiempo	Sector 1	Sector 2	Sector 3	T. Spd	Elapsed
1		14:16:45.451	14:15:14.093	51.042	40.316	61.8	14:16:45.451
2		2:44.859 P	54.524	55.182	55.153	115.6	14:19:30.310
3		5:02.590	3:34.901	47.387	40.302	74.3	14:24:32.900
4		2:16.676	52.564	43.578	40.534	129.6	14:26:49.576
5		2:30.057 P	48.972	45.854	55.231	169.8	14:29:19.633
6		2:48:24.047	2:46:56.014	51.603	36.430	52.8	17:17:43.680
7		2:07.243	48.413	43.040	35.790	171.4	17:19:50.923
8		2:06.912	48.478	42.900	35.534	170.0	17:21:57.835
9		2:07.978	48.522	43.535	35.921	170.3	17:24:05.813
10		2:07.180	48.241	43.163	35.776	170.3	17:26:12.993
11		2:18.027 P	48.390	43.845	45.792	169.2	17:28:31.020
12		3:56.540	2:37.211	43.288	36.041	50.0	17:32:27.560
13		2:07.537	48.552	43.151	35.834	171.1	17:34:35.097
14		2:07.551	48.020	43.459	36.072	171.1	17:36:42.648
15		2:08.237	48.286	43.504	36.447	170.8	17:38:50.885
16		2:08.611	49.349	43.383	35.879	163.1	17:40:59.496
17		2:08.123	48.470	43.655	35.998	171.1	17:43:07.619
18		2:15.157	48.337	43.319	43.501	170.8	17:45:22.776
19		2:09.814	49.125	43.404	37.285	165.8	17:47:32.590
20		2:11.137	48.715	46.983	35.439	170.6	17:49:43.727
21		2:06.813	48.096	43.058	35.659	173.9	17:51:50.540
22		2:49.793	53.575	1:02.594	53.624	174.7	17:54:40.333
23		2:18.024 P	50.986	43.631	43.407	158.5	17:56:58.357





**Circuito de Madrid Jarama - RACI**  
**SAXO TROPHY JARAMA RACE**  
**Entrenamiento Privado**  
**Tiempos Por Vuelta**



17

Francisco Jose Amaro

18

Carlos Arco

19

Juan Dominguez

ULTIMA VUELTA

R.A.C. CIRCUITO GUADALOPE

Vta	D	Tiempo	Sector 1	Sector 2	Sector 3	T. Spd	Elapsed	Vta	D	Tiempo	Sector 1	Sector 2	Sector 3	T. Spd	Elapsed
1		14:47:04.429	14:45:46.471	42.549	35.409	85.7	14:47:04.429	1		17:07:36.993	17:06:12.240	46.883	37.870	66.4	17:07:36.993
2		2:06.173	48.516	42.386	35.271	175.3	14:49:10.602	2		2:17.568	50.120	45.270	42.178	165.3	17:09:54.561
3		2:05.811	47.895	42.776	35.140	175.3	14:51:16.413	3		3:00.653 P	1:02.108	1:01.238	57.307	96.6	17:12:55.214
4		2:05.510	47.929	42.394	35.187	174.1	14:53:21.923	4		3:22.780	2:02.301	44.079	36.400	81.6	17:16:17.994
5		2:06.036	48.089	42.472	35.475	175.8	14:55:27.959	5		2:09.817	49.628	43.789	36.400	169.8	17:18:27.811
6		2:11.300 P	48.099	42.406	40.795	173.3	14:57:39.259	6		2:09.549	49.224	43.698	36.627	170.8	17:20:37.360
7		7:31.412	6:13.752	42.563	35.097	81.8	15:05:10.671	7		2:08.743	49.219	43.542	35.982	166.4	17:22:46.103
8		2:06.048	47.979	42.770	35.299	175.0	15:07:16.719	8		2:08.835	49.223	43.434	36.178	170.3	17:24:54.938
9		2:05.596	48.083	42.320	35.193	173.6	15:09:22.315	9		2:08.489	49.103	43.275	36.111	170.3	17:27:03.427
10		2:06.315	48.165	42.398	35.752	173.6	15:11:28.630	10		2:09.363	49.196	43.666	36.501	169.5	17:29:12.790
11		2:05.840	47.974	42.418	35.448	172.8	15:13:34.470	11		2:18.457 P	49.250	43.836	45.371	169.0	17:31:31.247
12		2:23.497	57.504	50.002	35.991	118.1	15:15:57.967	12		9:57.043	8:29.880	50.544	36.619	82.8	17:41:28.290
13		2:08.314	47.821	44.859	35.634	173.0	15:18:06.281	13		2:10.517	49.442	44.183	36.892	170.0	17:43:38.807
14		2:06.004	47.885	42.517	35.602	172.8	15:20:12.285	14		2:08.167	48.646	43.625	35.896	169.8	17:45:46.974
15		2:05.919	48.043	42.165	35.711	173.6	15:22:18.204	15		2:10.034	49.974	43.852	36.208	172.2	17:47:57.008
16		2:32.234 P	53.624	48.069	50.541	160.0	15:24:50.438	16		2:19.619 P	48.992	46.080	44.547	168.7	17:50:16.627
17		33:59.811 P			34:50.352		15:58:50.249	17							
18		23:40.946	22:21.803	43.694	35.449	78.3	16:22:31.195	18							
19		2:06.148	48.198	42.424	35.526	173.3	16:24:37.343	19							
20		2:06.105	48.205	42.589	35.311	172.8	16:26:43.448	20							
21		2:06.058	48.112	42.751	35.195	173.0	16:28:49.506	21							
22		2:05.916	47.977	42.526	35.413	175.0	16:30:55.422	22							
23		2:22.463	48.412	58.411	35.640	174.4	16:33:17.885	23							
24		2:05.715	48.189	42.449	35.077	173.9	16:35:23.600	24							
25		2:05.805	48.244	42.349	35.212	174.1	16:37:29.405	25							
26		2:27.891	51.454	1:00.740	35.697	173.3	16:39:57.296	26							
27		2:05.927	48.364	42.241	35.322	172.2	16:42:03.223	27							
28		2:33.035	48.655	56.999	47.381	173.0	16:44:36.258	28							
29		2:50.524	1:11.428	1:03.221	35.875	105.6	16:47:26.782	29							
30		2:05.573	48.033	42.192	35.348	173.9	16:49:32.355	30							
31		2:15.671	48.752	51.337	35.582	171.9	16:51:48.026	31							
32		2:05.574	48.132	42.291	35.151	172.5	16:53:53.600	32							
33		2:05.684	47.839	42.658	35.187	175.8	16:55:59.284	33							
34		2:27.883	48.354	49.620	49.909	174.7	16:58:27.167	34							
35		2:37.285	57.890	58.780	40.615	136.5	17:01:04.452	35							
36		2:31.789	55.654	1:00.544	35.591	172.8	17:03:36.241	36							
37		2:05.478	48.249	42.249	34.980	172.8	17:05:41.719	37							
38		29:45.164	28:06.415	1:02.868	35.881	87.6	17:35:26.883	38							
39		2:16.873 P	48.286	42.374	46.213	166.9	17:37:43.756	39							
40		3:26.606	2:08.653	42.692	35.261	88.7	17:41:10.362	40							
41		2:05.578	48.171	42.219	35.188	174.7	17:43:15.940	41							
42		2:04.957	47.810	42.229	34.918	177.0	17:45:20.897	42							
43		2:06.263	47.588	42.689	35.986	178.5	17:47:27.160	43							
44		2:07.126	49.134	42.735	35.257	172.5	17:49:34.286	44							
45		2:07.539	50.051	42.242	35.246	171.7	17:51:41.825	45							
46		2:05.299	47.953	42.175	35.171	175.6	17:53:47.124	46							
47		2:06.026	48.048	42.533	35.445	174.7	17:55:53.150	47							
48		2:55.117 P	58.937	57.422	58.758	103.8	17:58:48.267	48							

19

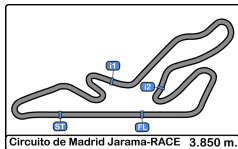
19

Rookie

AUTOMOVIL CLUB VEC

Vta	D	Tiempo	Sector 1	Sector 2	Sector 3	T. Spd	Elapsed
1		14:28:01.193 P	14:26:20.707	45.524	54.962	77.6	14:28:01.193
2		7:44.137	6:16.677	50.623	36.837	69.0	14:35:45.330
3		2:12.661	52.563	43.841	36.257	171.7	14:37:57.991
4		8:38.198	7:17.214	44.893	36.091	74.7	14:46:36.189
5		2:12.286	52.207	43.988	36.091	135.6	14:48:48.475
6		2:08.746	49.367	43.383	35.996	173.9	14:50:57.221
7		2:09.506	49.603	43.561	36.342	171.9	14:53:06.727
8		2:08.510	48.941	43.463	36.106	173.9	14:55:15.237
9		1:58:09.080	1:56:38.174	51.934	38.972	68.5	16:53:24.317
10		2:15.533	51.153	46.472	37.908	167.7	16:55:39.850
11		2:17.796	53.709	47.144	36.943	171.1	16:57:57.646
12		2:18.970	50.900	50.389	37.681	170.3	17:00:16.616
13		2:14.977	50.726	47.491	36.760	171.1	17:02:31.593
14		2:10.879	50.234	43.948	36.697	173.9	17:04:42.472
15			50.158	47.782		175.0	





**Circuito de Madrid Jarama - RACI**  
**SAXO TROPHY JARAMA RACE**  
**Entrenamiento Privado**  
**Tiempos Por Vuelta**



20

Andrea Fernandez

22

EFICAR TEAM

R.A.C. CIRCUITO GUADALOPE

EFICAR TEAM

R.A.C. CIRCUITO GUADALOPE

Vta	D	Tiempo	Sector 1	Sector 2	Sector 3	T. Spd	Elapsed	Vta	D	Tiempo	Sector 1	Sector 2	Sector 3	T. Spd	Elapsed
1		14:11:05.948			14:11:05.948	70.4	14:11:05.948	1		14:24:09.190	14:22:45.417	45.734	38.039	66.8	14:24:09.190
2		2:07.049	48.567	42.793	35.689	172.2	14:13:12.997	2		2:12.764	51.308	44.896	36.560	154.7	14:26:21.954
3		2:14.020 P	48.602	42.912	42.506	170.3	14:15:27.017	3		2:40.626 P	50.101	51.094	59.431	162.4	14:29:02.580
4		3:46.543 P	2:07.478	50.242	48.823	87.0	14:19:13.560	4		12:05.210 P	10:16.807	49.454	58.949	60.6	14:41:07.790
5		6:08.548	4:49.812	43.293	35.443	79.7	14:25:22.108	5		4:13.775	2:52.111	45.457	36.207	71.1	14:45:21.565
6		2:08.872	48.470	44.976	35.426	169.8	14:27:30.980	6		2:10.080	49.551	43.835	36.694	167.4	14:47:31.645
7		2:43.468 P	53.409	58.989	51.070	124.7	14:30:14.448	7		2:16.648	56.465	43.840	36.343	109.3	14:49:48.293
8		5:27.997	4:07.927	44.783	35.287	80.8	14:35:42.445	8		2:08.309	48.845	43.553	35.911	171.9	14:51:56.602
9		2:06.608	48.500	42.928	35.180	175.0	14:37:49.053	9		2:30.283 P	54.857	48.067	47.359	152.1	14:54:26.885
10		2:14.670	50.868	45.584	38.218	173.3	14:40:03.723	10		58:24.928	57:04.610	44.103	36.215	68.3	15:52:51.813
11		2:43.016 P	57.557	49.782	55.677	124.1	14:42:46.739	11		2:09.022	49.461	43.686	35.875	165.8	15:55:00.835
12		3:48.090	2:29.347	43.002	35.741	88.1	14:46:34.829	12		2:08.870	49.132	43.428	36.310	167.1	15:57:09.705
13		2:07.702	50.422	42.180	35.100	141.9	14:48:42.531	13		2:17.967 P	49.170	43.613	45.184	165.8	15:59:27.672
14		2:05.432	48.156	42.138	35.138	174.7	14:50:47.963	14		7:28.738	6:09.287	43.612	35.839	77.2	16:06:56.410
15		2:09.072	50.399	43.255	35.418	139.8	14:52:57.035	15		2:28.961 P	49.506	50.497	48.958	166.4	16:09:25.371
16		36:46.739	35:25.406	45.887	35.446	66.8	15:29:43.774	16		1:15:24.374 P	1:13:41.072	43.774	59.528	75.9	17:24:49.745
17		2:06.659	48.590	42.623	35.446	166.9	15:31:50.433	17		29:16.543	27:55.911	44.631	36.001	84.1	17:54:06.288
18		2:07.134	48.346	43.334	35.454	172.5	15:33:57.567	18		2:08.802	49.412	43.473	35.917	166.9	17:56:15.090
19		2:05.890	48.285	42.450	35.155	173.0	15:36:03.457	19		2:40.794 P	49.308	46.390	1:05.096	166.4	17:58:55.884

23

Mariano Esteban

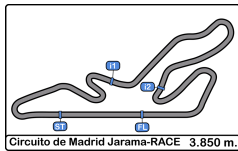
VSR MOTORSPORT

Rookie

VSR MOTORSPORT

Vta	D	Tiempo	Sector 1	Sector 2	Sector 3	T. Spd	Elapsed	Vta	D	Tiempo	Sector 1	Sector 2	Sector 3	T. Spd	Elapsed
1		14:32:54.392 P	14:25:40.715	56.509	6:17.168	61.5	14:32:54.392	1		14:32:54.392 P	14:25:40.715	56.509	6:17.168	61.5	14:32:54.392
2		2:57.33.283	2:56:06.639	47.686	38.958	73.0	17:30:27.675	2		2:57.33.283	2:56:06.639	47.686	38.958	73.0	17:30:27.675
3		2:11.346	50.371	44.497	36.478	167.4	17:32:39.021	3		2:11.346	50.371	44.497	36.478	167.4	17:32:39.021
4		2:09.727	49.408	43.655	36.664	167.9	17:34:48.748	4		2:09.727	49.408	43.655	36.664	167.9	17:34:48.748
5		2:10.657	50.682	43.930	36.045	151.2	17:36:59.405	5		2:10.657	50.682	43.930	36.045	151.2	17:36:59.405
6		2:09.107	49.419	43.264	36.424	169.0	17:39:08.512	6		2:09.107	49.419	43.264	36.424	169.0	17:39:08.512
7		2:09.583	48.706	44.951	35.926	169.8	17:41:18.095	7		2:09.583	48.706	44.951	35.926	169.8	17:41:18.095
8		2:13.202	48.657	43.575	40.970	171.4	17:43:31.297	8		2:13.202	48.657	43.575	40.970	171.4	17:43:31.297
9		2:10.344	49.855	44.355	36.134	169.5	17:45:41.641	9		2:10.344	49.855	44.355	36.134	169.5	17:45:41.641
10		2:31.224 P	56.532	44.898	49.794	170.0	17:48:12.865	10		2:31.224 P	56.532	44.898	49.794	170.0	17:48:12.865
11		2:06.626	48.559	42.994	35.073	175.3	17:28:30.371	11		2:06.626	48.559	42.994	35.073	175.3	17:28:30.371
12		2:06.780	48.372	43.042	35.366	174.4	17:30:37.151	12		2:06.780	48.372	43.042	35.366	174.4	17:30:37.151
13		2:06.052	48.404	42.413	35.235	173.9	17:32:43.203	13		2:06.052	48.404	42.413	35.235	173.9	17:32:43.203
14		2:06.382	48.150	42.726	35.506	176.1	17:34:49.585	14		2:06.382	48.150	42.726	35.506	176.1	17:34:49.585
15		2:06.340	48.919	42.211	35.210	165.3	17:36:55.925	15		2:06.340	48.919	42.211	35.210	165.3	17:36:55.925
16		2:05.835	48.310	42.335	35.190	175.3	17:39:01.760	16		2:05.835	48.310	42.335	35.190	175.3	17:39:01.760
17		2:06.825	48.609	42.680	35.536	175.6	17:41:08.585	17		2:06.825	48.609	42.680	35.536	175.6	17:41:08.585
18		2:06.171	48.462	42.438	35.271	173.9	17:43:14.756	18		2:06.171	48.462	42.438	35.271	173.9	17:43:14.756
19		2:05.761	48.144	42.252	35.365	175.6	17:45:20.517	19		2:05.761	48.144	42.252	35.365	175.6	17:45:20.517
20		2:08.787	49.186	43.500	36.101	146.5	17:47:29.304	20		2:08.787	49.186	43.500	36.101	146.5	17:47:29.304
21		2:05.678	48.036	42.433	35.209	176.4	17:49:34.982	21		2:05.678	48.036	42.433	35.209	176.4	17:49:34.982
22		2:06.248	48.597	42.383	35.268	175.6	17:51:41.230	22		2:06.248	48.597	42.383	35.268	175.6	17:51:41.230
23		2:05.281	47.881	42.212	35.188	172.8	17:53:46.511	23		2:05.281	47.881	42.212	35.188	172.8	17:53:46.511
24		2:29.721 P	53.117	46.067	50.537	172.8	17:56:16.232	24		2:29.721 P	53.117	46.067	50.537	172.8	17:56:16.232





**Circuito de Madrid Jarama - RACI**  
**SAXO TROPHY JARAMA RACE**  
**Entrenamiento Privado**  
**Tiempos Por Vuelta**



24

Marcos Gonzalez

26

Daniel Martinez

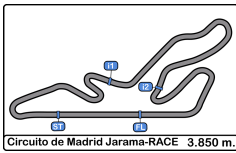
VSR MOTORSPORT

ULTIMA VUELTA

VSR MOTORSPORT

Vta	D	Tiempo	Sector 1	Sector 2	Sector 3	T. Spd	Elapsed	Vta	D	Tiempo	Sector 1	Sector 2	Sector 3	T. Spd	Elapsed
1		14:14:11.044	14:12:44.912	48.262	37.870	64.4	14:14:11.044	1		14:46:05.072	14:44:48.179	42.073	34.820	78.4	14:46:05.072
2		2:12.385	50.639	44.382	37.364	169.2	14:16:23.429	2		2:05.490	47.913	42.698	34.879	174.4	14:48:10.562
3		2:35.481 P	50.967	50.794	53.720	168.2	14:18:58.910	3		2:04.802	47.379	42.255	35.168	177.3	14:50:15.364
4		5:06.104	3:43.619	45.554	36.931	72.2	14:24:05.014	4		2:33.702 P	52.958	53.947	46.797	169.2	14:52:49.066
5		2:19.737 P	49.494	44.100	46.143	169.0	14:26:24.751	5		4:59.805	3:38.672	45.741	35.392	74.0	14:57:48.871
6		9:53.919	8:30.369	45.455	38.095	73.4	14:36:18.670	6		2:04.737	47.823	42.018	34.896	173.6	14:59:53.608
7		2:22.998 P	50.584	43.946	48.468	164.3	14:38:41.668	7		2:04.638	47.666	42.110	34.862	173.3	15:01:58.246
8		6:27.359	5:06.936	44.239	36.184	70.3	14:45:09.027	8		2:04.497	47.362	42.138	34.997	174.7	15:04:02.743
9		2:09.266	49.304	43.690	36.272	168.2	14:47:18.293	9		2:05.028	47.487	42.207	35.334	175.0	15:06:07.771
10		2:08.574	49.370	43.115	36.089	173.3	14:49:26.867	10		2:07.040	47.867	41.968	37.205	170.0	15:08:14.811
11		2:08.652	48.847	43.477	36.328	173.6	14:51:35.519	11		2:39.065 P	58.437	49.257	51.371	111.8	15:10:53.876
12		2:09.224	49.077	43.728	36.419	173.3	14:53:44.743	12		1:29:27.111	1:28:09.372	42.413	35.326	77.3	16:40:20.987
13		2:23.109 P	49.093	43.557	50.459	171.9	14:56:07.852	13		2:05.038	47.915	42.087	35.036	170.0	16:42:26.025
14		4:04.057	2:42.880	44.384	36.793	72.8	15:00:11.909	14		2:04.521	47.673	41.880	34.968	171.9	16:44:30.546
15		2:09.913	49.376	43.990	36.547	168.4	15:02:21.822	15		2:04.524	47.613	42.062	34.849	172.5	16:46:35.070
16		2:09.780	49.274	43.686	36.820	170.6	15:04:31.602	16		2:05.338	47.399	42.701	35.238	173.6	16:48:40.408
17		2:10.395	49.641	44.220	36.534	168.7	15:06:41.997	17		2:04.375	47.389	42.043	34.943	173.6	16:50:44.783
18		2:09.225	49.195	43.530	36.500	169.5	15:08:51.222	18		2:21.453 P	47.539	42.991	50.923	171.7	16:53:06.236
19		2:09.128	49.308	43.486	36.334	168.7	15:11:00.350	19		5:34.389	4:10.190	46.603	37.596	68.1	16:58:40.625
20		2:09.069	48.969	43.603	36.497	170.8	15:13:09.419	20		2:04.236	47.464	41.932	34.840	172.5	17:00:44.861
21		2:22.585 P	49.439	44.294	48.852	169.8	15:15:32.004	21		2:04.133	47.413	41.892	34.828	172.2	17:02:48.994
22		1:31:42.115	1:30:11.878	52.991	37.246	74.1	16:47:14.119	22		2:42.947 P	55.691	51.944	55.312	160.7	17:05:31.941
23		2:09.564	49.341	43.569	36.654	167.4	16:49:23.683	23		4:46.265 P	2:54.181	56.295	55.789	58.1	17:10:18.206
24		2:08.400	48.907	42.972	36.521	169.0	16:51:32.083	24		18:17.456 P	16:23.223	1:01.146	53.087	56.1	17:28:35.662
25		2:20.432	1:00.573	43.463	36.396	168.2	16:53:52.515								
26		2:09.053	49.425	43.364	36.264	169.0	16:56:01.568								
27		2:18.125 P	48.715	42.943	46.467	175.3	16:58:19.693								
28		2:53.853	1:34.059	43.319	36.475	74.2	17:01:13.546								
29		2:11.704	51.716	43.695	36.293	170.3	17:03:25.250								
30		2:08.724	49.106	43.351	36.267	170.3	17:05:33.974								
31		2:08.586	49.101	43.084	36.401	171.1	17:07:42.560								
32		2:19.689 P	49.190	42.975	47.524	171.9	17:10:02.249								
33		11:37.609	10:18.602	43.071	35.936	77.7	17:21:39.858								
34		2:07.651	48.549	43.268	35.834	169.0	17:23:47.509								
35		2:08.093	48.782	43.358	35.953	169.8	17:25:55.602								
36		2:07.663	48.787	42.898	35.978	168.2	17:28:03.265								
37		2:08.558	48.855	43.142	36.561	170.0	17:30:11.823								
38		2:07.418	48.417	42.817	36.184	169.2	17:32:19.241								
39		2:18.181 P	48.804	42.880	46.497	169.8	17:34:37.422								
40		6:13.321	4:54.668	42.846	35.807	79.5	17:40:50.743								
41		2:08.108	49.072	43.357	35.679	173.6	17:42:58.851								
42		2:08.143	48.558	43.326	36.259	171.1	17:45:06.994								
43		2:19.486 P	48.450	44.592	46.444	171.7	17:47:26.480								
44		7:59.040	6:39.045	43.837	36.158	80.0	17:55:25.520								
45		2:18.007 P	48.644	43.193	46.170	169.5	17:57:43.527								





**Circuito de Madrid Jarama - RACI**  
**SAXO TROPHY JARAMA RACE**  
**Entrenamiento Privado**  
**Tiempos Por Vuelta**



27

Ramon Vidal

Ólafur ( = ) Álfar

35

Jose Maria Albal

Ólafur ( = ) Álfar

Rookie

PROMOCOPA

ÚO= OÁEWUT UXÓWVÓOÁÚSÓ/

Vta	D	Tiempo	Sector 1	Sector 2	Sector 3	T. Spd	Elapsed	Vta	D	Tiempo	Sector 1	Sector 2	Sector 3	T. Spd	Elapsed
1		14:14:33.554	14:12:42.410	1:01.903	49.241	53.3	14:14:33.554	1		14:57:51.001	14:56:32.127	43.204	35.670	64.2	14:57:51.001
2		2:35.488	1:01.199	55.199	39.090	117.6	14:17:09.042	2		3:27.022 P	1:44.725	50.723	51.574	175.6	15:01:18.023
3		3:12.864 P	1:01.909	1:04.546	1:06.409	121.6	14:20:21.906	3		4:59.205	3:07.003	1:16.498	35.704	61.5	15:06:17.228
4		5:13.281	3:50.256	45.476	37.549	79.0	14:25:35.187	4		2:06.387	48.008	42.818	35.561	174.4	15:08:23.615
5		2:31.289 P	51.782	43.836	55.671	170.0	14:28:06.476	5		2:05.610	47.941	42.333	35.336	175.6	15:10:29.225
6		7:34.470	6:13.000	44.581	36.889	75.1	14:35:40.946	6		2:04.953	47.490	42.295	35.168	176.4	15:12:34.178
7		2:11.671	50.545	43.902	37.224	174.1	14:37:52.617	7		2:19.893 P	47.724	42.362	49.807	177.0	15:14:54.071
8		2:25.633 P	50.479	46.506	48.648	175.6	14:40:18.250	8		25:44.572	24:25.804	42.905	35.863	57.9	15:40:38.643
9		5:58.477	4:33.245	46.899	38.333	68.6	14:46:16.727	9		2:07.149	48.505	43.193	35.451	174.1	15:42:45.792
10		2:11.430	50.288	43.790	37.352	173.3	14:48:28.157	10		2:05.998	48.129	42.526	35.343	174.4	15:44:51.790
11		2:11.492	50.053	44.090	37.349	176.7	14:50:39.649	11		2:55.299 P	1:00.677	1:03.109	51.513	175.6	15:47:47.089
12		2:10.389	49.645	43.680	37.064	175.8	14:52:50.038	12		1:46:56.392	1:45:37.561	43.078	35.753	80.8	17:34:43.481
13		2:10.591	50.001	43.696	36.894	174.7	14:55:00.629	13		2:06.410	48.325	42.815	35.270	173.0	17:36:49.891
14		2:11.290	50.153	43.581	37.556	176.1	14:57:11.919	14		2:37.422 P	48.169	43.503	1:05.750	175.6	17:39:27.313
15		2:44.709	1:01.465	58.268	44.976	108.0	14:59:56.628	15		13:04.168	11:44.887	43.566	35.715	57.9	17:52:31.481
16		2:11.844	49.689	44.795	37.360	175.3	15:02:08.472	16		2:06.907	48.422	42.976	35.509	171.4	17:54:38.388
17		2:11.929	49.796	44.713	37.420	174.7	15:04:20.401	17		2:06.458	48.334	42.728	35.396	171.7	17:56:44.846
18		2:10.712	49.722	43.854	37.136	176.4	15:06:31.113	18		2:31.997 P	49.433	49.143	53.421	173.6	17:59:16.843

36

Miguel Rufino

Ólafur ( = ) Álfar

ESCUADERIA CARTHAGO

Vta	D	Tiempo	Sector 1	Sector 2	Sector 3	T. Spd	Elapsed	Vta	D	Tiempo	Sector 1	Sector 2	Sector 3	T. Spd	Elapsed
1		16:37:36.659	16:36:18.772	42.663	35.224	74.7	16:37:36.659	1		16:37:36.659	16:36:18.772	42.663	35.224	74.7	16:37:36.659
2		2:06.631	48.178	43.086	35.367	170.8	16:39:43.290	2		2:06.631	48.178	43.086	35.367	170.8	16:39:43.290
3		2:06.770	48.402	42.627	35.741	168.7	16:41:50.060	3		2:06.770	48.402	42.627	35.741	168.7	16:41:50.060
4		2:08.313	48.224	44.346	35.743	170.0	16:43:58.373	4		2:08.313	48.224	44.346	35.743	170.0	16:43:58.373
5		2:06.320	48.000	42.894	35.426	168.4	16:46:04.693	5		2:06.320	48.000	42.894	35.426	168.4	16:46:04.693
6		2:09.004	48.312	45.226	35.466	169.0	16:48:13.697	6		2:09.004	48.312	45.226	35.466	169.0	16:48:13.697
7		2:10.602	48.167	45.574	36.861	171.4	16:50:24.299	7		2:10.602	48.167	45.574	36.861	171.4	16:50:24.299
8		2:06.377	48.031	42.673	35.673	170.3	16:52:30.676	8		2:06.377	48.031	42.673	35.673	170.3	16:52:30.676
9		2:13.050	50.264	46.894	35.892	171.7	16:54:43.726	9		2:13.050	50.264	46.894	35.892	171.7	16:54:43.726
10		2:06.044	48.054	42.665	35.325	170.3	16:56:49.770	10		2:06.044	48.054	42.665	35.325	170.3	16:56:49.770
11		2:05.829	47.731	42.881	35.217	172.5	16:58:55.599	11		2:05.829	47.731	42.881	35.217	172.5	16:58:55.599
12		19:28.766	18:09.469	43.766	35.531	77.1	17:18:24.365	12		19:28.766	18:09.469	43.766	35.531	77.1	17:18:24.365
13		2:05.892	47.928	42.648	35.316	170.6	17:20:30.257	13		2:05.892	47.928	42.648	35.316	170.6	17:20:30.257
14		2:09.769	48.049	45.899	35.821	168.2	17:22:40.026	14		2:09.769	48.049	45.899	35.821	168.2	17:22:40.026
15		2:05.601	47.851	42.426	35.324	170.8	17:24:45.627	15		2:05.601	47.851	42.426	35.324	170.8	17:24:45.627
16		2:05.844	47.835	42.559	35.450	169.5	17:26:51.471	16		2:05.844	47.835	42.559	35.450	169.5	17:26:51.471
17		2:13.201	50.598	47.059	35.544	170.8	17:29:04.672	17		2:13.201	50.598	47.059	35.544	170.8	17:29:04.672
18		2:05.508	47.786	42.432	35.290	169.2	17:31:10.180	18		2:05.508	47.786	42.432	35.290	169.2	17:31:10.180
19		14:41.729	13:19.630	45.849	36.250	78.6	17:45:51.909	19		14:41.729	13:19.630	45.849	36.250	78.6	17:45:51.909
20		2:18.782	48.784	54.007	35.991	171.7	17:48:10.691	20		2:18.782	48.784	54.007	35.991	171.7	17:48:10.691
21		2:06.874	48.051	43.038	35.785	169.5	17:50:17.565	21		2:06.874	48.051	43.038	35.785	169.5	17:50:17.565
22		2:07.541	48.527	43.199	35.815	168.2	17:52:25.106	22		2:07.541	48.527	43.199	35.815	168.2	17:52:25.106
23		2:18.524 P	48.596	45.184	44.744	168.7	17:54:43.630	23		2:18.524 P	48.596	45.184	44.744	168.7	17:54:43.630

30

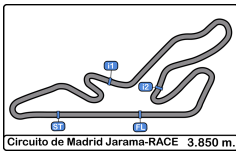
Mario Castro

Ólafur ( = ) Álfar

PROMOCOPA

Vta	D	Tiempo	Sector 1	Sector 2	Sector 3	T. Spd	Elapsed
1		14:40:31.197 P	14:38:49.390	51.105	50.702	65.9	14:40:31.197
2		4:50.399	3:24.174	46.073	40.152	77.9	14:45:21.596
3		5:10.172 P	3:22.537	53.885	53.750	44.7	14:50:31.768





**Circuito de Madrid Jarama - RACI**  
**SAXO TROPHY JARAMA RACE**  
**Entrenamiento Privado**  
**Tiempos Por Vuelta**



37

Victor Cantin

39

Ralf Henri

DESGUACES LA TORRE

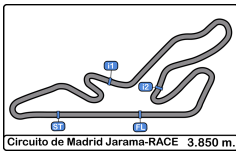
VICTOR CANTIN PINILLA

DESQUACES LA TORRE

Vta	D	Tiempo	Sector 1	Sector 2	Sector 3	T. Spd	Elapsed	Vta	D	Tiempo	Sector 1	Sector 2	Sector 3	T. Spd	Elapsed
1		15:01:56.829	15:00:21.086	54.071	41.672	67.4	15:01:56.829	1		14:11:10.052			14:11:10.052		14:11:10.052
2		2:42.637 P	56.086	54.031	52.520	141.3	15:04:39.466	2		2:21.932	56.712	48.404	36.816	121.7	14:13:31.984
3		59:29.707	57:57.660	51.165	40.882	60.6	16:04:09.173	3		2:09.271	49.109	43.957	36.205	170.0	14:15:41.255
4		2:26.974	55.618	50.446	40.910	140.6	16:06:36.147	4		2:35.817 P	50.295	49.287	56.235	172.2	14:18:17.072
5		2:23.931	54.070	50.028	39.833	140.4	16:09:00.078	5		6:10.460	4:48.730	44.333	37.397	81.5	14:24:27.532
6		2:34.160 P	53.753	50.774	49.633	142.1	16:11:34.238	6		2:10.087	49.671	43.720	36.696	160.0	14:26:37.619
7		1:13:56.616	1:12:23.294	52.399	40.923	66.6	17:25:30.854	7		2:31.233 P	48.762	44.646	57.825	170.0	14:29:08.852
8		2:25.254	53.782	50.119	41.353	138.9	17:27:56.108	8		6:55.169	5:36.038	43.416	35.715	71.4	14:36:04.021
9		2:32.575 P	56.678	50.802	45.095	139.3	17:30:28.683	9		2:07.699	48.579	43.215	35.905	170.6	14:38:11.720
10		5:59.265	4:29.246	50.276	39.743	62.2	17:36:27.948	10		2:24.696 P	48.445	43.600	52.651	170.8	14:40:36.416
11		2:23.651	53.236	50.790	39.625	144.0	17:38:51.599	11		4:42.757	3:23.619	43.088	36.050	74.4	14:45:19.173
12		2:24.274	53.245	50.157	40.872	143.6	17:41:15.873	12		2:10.149	49.557	44.447	36.145	171.1	14:47:29.322
13		2:25.098	55.365	50.046	39.687	142.4	17:43:40.971	13		2:19.672	48.469	42.947	48.256	173.0	14:49:48.994
14		2:33.607 P	52.933	49.619	51.055	144.5	17:46:14.578	14		2:09.636	48.787	43.674	37.175	176.7	14:51:58.630
								15		2:31.562 P	57.503	44.853	49.206	175.6	14:54:30.192
								16		6:11.007	4:50.407	43.669	36.931	78.2	15:00:41.199
								17		2:08.001	48.819	43.271	35.911	171.7	15:02:49.200
								18		2:08.161	48.680	43.473	36.008	171.7	15:04:57.361
								19		2:08.014	48.755	43.212	36.047	170.3	15:07:05.375
								20		2:08.588	49.017	43.441	36.130	169.5	15:09:13.963
								21		2:11.202	48.904	45.581	36.717	170.0	15:11:25.165
								22		2:10.961	48.735	44.607	37.619	169.8	15:13:36.126
								23		2:08.014	48.651	43.125	36.238	171.7	15:15:44.140
								24		2:07.968	49.008	43.173	35.787	170.0	15:17:52.108
								25		2:15.753 P	49.676	43.176	42.901	170.0	15:20:07.861
								26		19:13.938 P	17:19.786	1:02.220	51.932	47.7	15:39:21.799
								27		4:00.527	2:37.039	47.320	36.168	77.9	15:43:22.326
								28		2:07.358	48.484	43.293	35.581	171.4	15:45:29.684
								29		2:06.988	48.505	42.954	35.529	171.4	15:47:36.672
								30		2:07.619	48.366	43.463	35.790	171.9	15:49:44.291
								31		2:07.599	48.536	43.070	35.993	170.3	15:51:51.890
								32		2:07.448	48.509	43.208	35.731	170.0	15:53:59.338
								33		2:07.027	48.348	42.909	35.770	171.1	15:56:06.365
								34		2:17.616	51.602	50.111	35.903	170.3	15:58:23.981
								35		2:07.399	48.695	43.020	35.684	170.8	16:00:31.380
								36		2:17.934 P	48.382	43.490	46.062	169.8	16:02:49.314
								37		21:38.464 P			22:24.526		16:24:27.778
								38		14:32.658	13:10.791	46.190	35.677	82.0	16:39:00.436
								39		2:17.306 P	48.784	43.630	44.892	172.8	16:41:17.742
								40		15:26.395	14:06.060	44.138	36.197	78.4	16:56:44.137
								41		2:07.925	48.629	43.329	35.967	171.4	16:58:52.062
								42		2:21.945 P	48.473	45.784	47.688	170.0	17:01:14.007
								43		7:17.951	5:57.719	44.456	35.776	66.5	17:08:31.958
								44		2:30.871 P	52.526	44.261	54.084	172.5	17:11:02.829
								45		5:29.068	4:09.499	43.243	36.326	81.8	17:16:31.897
								46		2:09.528	49.703	44.115	35.710	167.7	17:18:41.425
								47		2:07.462	48.569	42.980	35.913	171.4	17:20:48.887
								48		2:07.780	48.968	43.040	35.772	171.1	17:22:56.667
								49		2:07.472	48.553	43.028	35.891	170.6	17:25:04.139
								50		2:07.800	48.614	43.139	36.047	170.3	17:27:11.939
								51		2:25.033	48.784	47.557	48.692	170.0	17:29:36.972
								52		2:37.759	1:02.826	59.055	35.878	101.1	17:32:14.731
								53		2:07.416	48.544	42.989	35.883	170.3	17:34:22.147
								54		2:16.238 P	48.771	43.100	44.367	170.6	17:36:38.385







Circuito de Madrid Jarama - RACI  
**SAXO TROPHY JARAMA RACE**  
 Entrenamiento Privado  
**Tiempos Por Vuelta**



41

Ivan Riera

Óscar [ = ] Álvarez

43

Javier Albar

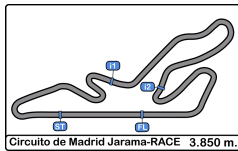
Óscar [ = ] Álvarez

EFICAR TEAM

DESGUACES LA TORRE

Vta	D	Tiempo	Sector 1	Sector 2	Sector 3	T. Spd	Elapsed	Vta	D	Tiempo	Sector 1	Sector 2	Sector 3	T. Spd	Elapsed
1		14:11:00.291			14:11:00.291		14:11:00.291	1		14:23:58.000	14:22:34.279	46.116	37.605	69.3	14:23:58.000
2		2:05.015	47.766	42.298	34.951	172.2	14:13:05.306	2		2:09.024	49.818	43.198	36.008	164.8	14:26:07.024
3		2:04.420	47.481	42.148	34.791	173.9	14:15:09.726	3		2:30.843 P	48.811	46.275	55.757	173.3	14:28:37.867
4		2:11.015 P	47.361	42.304	41.350	173.3	14:17:20.741	4		34:16.574	32:56.877	43.669	36.028	74.1	15:02:54.441
5		7:16.880	5:49.391	51.000	36.489	79.1	14:24:37.621	5		2:07.199	48.783	42.609	35.807	174.1	15:05:01.640
6		<b>2:04.092</b>	<b>47.277</b>	42.021	34.794	175.6	14:26:41.713	6		2:07.804	48.470	43.199	36.135	174.1	15:07:09.444
7		2:31.584 P	47.487	45.689	58.408	175.3	14:29:13.297	7		2:30.341 P	55.999	48.726	45.616	144.1	15:09:39.785
8		6:41.486	5:24.521	42.125	34.840	67.9	14:35:54.783	8		4:31.996	3:08.493	46.975	36.528	54.3	15:14:11.781
9		2:04.397	47.396	42.188	34.813	173.9	14:37:59.180	9		2:07.239	48.856	42.697	35.686	172.2	15:16:19.020
10		2:20.296 P	48.262	44.318	47.716	177.0	14:40:19.476	10		2:06.535	48.169	42.599	35.767	173.0	15:18:25.555
11		33:05.069	31:43.536	46.653	34.880	60.4	15:13:24.545	11		2:06.150	47.887	42.492	35.771	172.8	15:20:31.705
12		2:04.192	47.478	<b>41.962</b>	<b>34.752</b>	173.0	15:15:28.737	12		2:28.476 P	52.440	49.071	46.965	152.9	15:23:00.181
13		2:04.375	47.554	41.962	34.859	172.8	15:17:33.112	13		6:50.763	5:32.203	42.978	35.582	74.2	15:29:50.944
14		2:06.646	49.390	42.442	34.814	174.7	15:19:39.758	14		2:07.094	48.821	42.705	35.568	173.9	15:31:58.038
15		2:15.534 P	47.528	42.089	45.917	171.9	15:21:55.292	15		2:05.481	47.917	42.347	35.217	172.8	15:34:03.519
16		41:46.388	40:29.308	42.298	34.782	72.7	16:03:41.680	16		2:05.624	47.998	<b>42.297</b>	35.329	173.6	15:36:09.143
17		2:04.832	47.483	42.374	34.975	173.9	16:05:46.512	17		2:32.333 P	54.117	50.703	47.513	151.2	15:38:41.476
18		2:14.289 P	47.482	42.596	44.211	172.5	16:08:00.801	18		56:01.152	54:39.635	44.855	36.662	72.8	16:34:42.628
19		4:42.905	3:24.848	43.117	34.940	67.5	16:12:43.706	19		2:14.634	51.892	44.077	38.665	153.6	16:36:57.262
20		2:11.334 P	47.549	42.055	41.730	171.7	16:14:55.040	20		2:06.292	48.207	42.678	35.407	173.6	16:39:03.554
21		1:08:12.299	1:06:55.131	42.249	34.919	74.3	17:23:07.339	21		2:06.034	48.135	42.397	35.502	174.7	16:41:09.588
22		2:04.492	47.586	42.055	34.851	171.4	17:25:11.831	22		2:05.447	47.854	42.394	<b>35.199</b>	173.6	16:43:15.035
23		2:10.565 P	47.707	42.129	40.729	171.4	17:27:22.396	23		2:28.919 P	48.909	50.253	49.757	152.5	16:45:43.954
								24		5:53.443	4:33.383	43.832	36.228	64.4	16:51:37.397
								25		2:06.093	48.264	42.554	35.275	171.9	16:53:43.490
								26		2:05.817	47.926	42.563	35.328	173.0	16:55:49.307
								27		<b>2:05.346</b>	<b>47.663</b>	42.392	35.291	174.4	16:57:54.653
								28		2:23.430 P	47.799	47.295	48.336	173.3	17:00:18.083
								29		4:37.075	3:19.042	42.738	35.295	66.5	17:04:55.158
								30		2:05.650	47.895	42.328	35.427	174.4	17:07:00.808
								31		2:17.362 P	47.786	43.103	46.473	174.7	17:09:18.170





**Circuito de Madrid Jarama - RACI**  
**SAXO TROPHY JARAMA RACE**  
**Entrenamiento Privado**  
**Tiempos Por Vuelta**



44

Jesus Rodriguez

Ôä[ (=) Åæ[ 49

Jose Antonio Martin

Ôä[ (=) Åæ[

DESGUACES LA TORRE

C.D PLEMAR SPORT

Vta	D	Tiempo	Sector 1	Sector 2	Sector 3	T. Spd	Elapsed	Vta	D	Tiempo	Sector 1	Sector 2	Sector 3	T. Spd	Elapsed
1		14:16:40.997	14:15:09.389	51.036	40.572	41.5	14:16:40.997	1		14:38:44.200	14:37:10.896	52.067	41.237	69.9	14:38:44.200
2		2:38.471 P	55.480	49.881	53.110	117.9	14:19:19.468	2		2:34.416 P	52.072	48.529	53.815	148.5	14:41:18.616
3		8:12.292	6:54.241	43.065	34.986	56.1	14:27:31.760	3		4:17.058	2:55.304	45.822	35.932	83.2	14:45:35.674
4		2:48.022 P	54.445	59.985	53.592	123.8	14:30:19.782	4		2:08.611	49.784	43.018	35.809	174.1	14:47:44.285
5		4:58.765	3:34.828	43.100	40.837	56.3	14:35:18.547	5		2:08.528	49.264	42.868	36.396	142.6	14:49:52.813
6		2:07.312	49.643	42.293	35.376	153.6	14:37:25.859	6		2:07.501	48.596	43.329	35.576	175.3	14:52:00.314
7		2:04.868	47.599	42.171	35.098	175.3	14:39:30.727	7		2:28.855	52.190	54.073	42.592	177.9	14:54:29.169
8		2:39.838 P	51.170	51.763	56.905	175.6	14:42:10.565	8		2:35.690 P	56.143	49.898	49.649	133.0	14:57:04.859
9		5:59.262	4:30.660	53.709	34.893	73.7	14:48:09.827	9		5:56.399	4:34.572	44.368	37.459	80.7	15:03:01.258
10		2:18.936 P	47.564	45.198	46.174	175.8	14:50:28.763	10		2:17.037	53.969	47.340	35.728	149.5	15:05:18.295
11		1:48:29.520	1:47:09.200	45.204	35.116	72.1	16:38:58.283	11		2:08.094	48.548	43.064	36.482	174.7	15:07:26.389
12		2:04.218	47.252	41.936	35.030	178.5	16:41:02.501	12		2:07.668	48.823	43.224	35.621	171.4	15:09:34.057
13		2:12.701	49.121	41.914	41.666	174.1	16:43:15.202	13		2:07.890	48.803	43.076	36.011	172.8	15:11:41.947
14		2:13.174 P	48.145	42.757	42.272	174.7	16:45:28.376	14		2:39.290 P	54.554	51.681	53.055	160.2	15:14:21.237
15		43:41.088 P			44:23.360		17:29:09.464	15		4:45.163	3:25.383	43.591	36.189	76.7	15:19:06.400
16		13:24.575	11:49.573	59.587	35.415	62.9	17:42:34.039	16		2:08.001	48.800	43.450	35.751	172.5	15:21:14.401
17		2:58.996	1:17.454	1:05.202	36.340	175.6	17:45:33.035	17		2:07.565	48.676	43.098	35.791	171.4	15:23:21.966
18		2:52.456	1:00.816	1:10.643	40.997	181.2	17:48:25.491	18		2:08.049	49.016	43.009	36.024	172.5	15:25:30.015
19		2:05.119	47.879	42.238	35.002	177.6	17:50:30.610	19		2:07.839	48.896	43.080	35.863	170.8	15:27:37.854
20		2:04.857	47.646	42.150	35.061	177.3	17:52:35.467	20		2:42.200 P	57.617	51.982	52.601	169.2	15:30:20.054
21		2:07.220	48.660	43.042	35.518	178.2	17:54:42.687	21		4:19.717	2:59.860	43.849	36.008	76.9	15:34:39.771
22		2:05.064	47.789	42.185	35.090	177.0	17:56:47.751	22		2:07.544	48.717	43.162	35.665	173.9	15:36:47.315
23		2:36.496 P	52.153	50.606	53.737	161.1	17:59:24.247	23		2:09.040	48.968	44.112	35.960	172.2	15:38:56.355

48

Antonio Castillo

Ôä[ (=) Åæ[

VSR MOTORSPORT

Vta	D	Tiempo	Sector 1	Sector 2	Sector 3	T. Spd	Elapsed	Vta	D	Tiempo	Sector 1	Sector 2	Sector 3	T. Spd	Elapsed
1		14:24:22.973	14:23:02.230	44.507	36.236	84.1	14:24:22.973	24		2:17.668 P	49.221	43.055	45.392	171.4	15:41:14.023
2		2:07.297	48.512	42.957	35.828	171.1	14:26:30.270	25		53:14.767	51:54.656	43.928	36.183	74.0	16:34:28.790
3		2:35.883 P	47.972	49.932	57.979	172.5	14:29:06.153	26		2:26.360	1:07.222	43.385	35.753	172.2	16:36:55.150
4		6:25.597	5:02.198	44.231	39.168	69.0	14:35:31.750	27		2:07.948	48.889	43.032	36.027	173.0	16:39:03.098
5		2:06.669	48.530	42.761	35.378	173.0	14:37:38.419	28		2:08.807	49.403	43.658	35.746	173.3	16:41:11.905
6		2:05.798	47.914	42.716	35.168	174.4	14:39:44.217	29		2:07.437	48.383	42.983	36.071	176.1	16:43:19.342
7		2:42.852 P	56.184	53.751	52.917	138.8	14:42:27.069	30		2:08.453	48.894	43.574	35.985	175.0	16:45:27.795
8		2:58.937	1:39.962	43.422	35.553	67.7	14:45:26.006	31		2:08.464	49.131	43.366	35.967	171.4	16:47:36.259
9		2:09.409	50.713	43.329	35.367	174.1	14:47:35.415	32		2:08.369	48.973	42.976	36.420	172.2	16:49:44.628
10		2:10.966	51.867	42.719	36.380	84.1	14:49:46.381	33		2:08.160	48.530	43.462	36.168	176.4	16:51:52.788
11		2:05.691	47.670	42.647	35.374	175.8	14:51:52.072	34		2:09.975	49.968	43.941	36.066	150.6	16:54:02.763
12		2:05.251	47.773	42.351	35.127	173.9	14:53:57.323	35		2:08.890	49.466	43.475	35.949	171.9	16:56:11.653
13		2:05.542	47.772	42.510	35.260	176.7	14:56:02.865	36		2:40.588 P	54.516	51.195	54.877	174.1	16:58:52.241

54

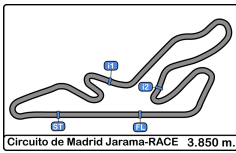
Borja Arrizabalaga

Ôä[ (=) Åæ[

PROMOCOPIA

Vta	D	Tiempo	Sector 1	Sector 2	Sector 3	T. Spd	Elapsed	Vta	D	Tiempo	Sector 1	Sector 2	Sector 3	T. Spd	Elapsed
1		14:38:54.799	14:37:27.463	48.058	39.278	63.1	14:38:54.799	1		14:38:54.799	14:37:27.463	48.058	39.278	63.1	14:38:54.799
2		10:47.678	9:18.524	44.722	44.432	56.2	14:49:42.477	2		10:47.678	9:18.524	44.722	44.432	56.2	14:49:42.477
3		2:11.753	49.936	45.472	36.345	166.9	14:51:54.230	3		2:11.753	49.936	45.472	36.345	166.9	14:51:54.230
4		2:09.630	49.228	43.989	36.413	169.2	14:54:03.860	4		2:09.630	49.228	43.989	36.413	169.2	14:54:03.860
5		2:09.030	49.067	43.751	36.212	168.7	14:56:12.890	5		2:09.030	49.067	43.751	36.212	168.7	14:56:12.890
6		2:08.659	48.904	43.698	36.057	166.1	14:58:21.549	6		2:08.659	48.904	43.698	36.057	166.1	14:58:21.549
7		2:20.997 P	49.214	44.082	47.701	164.3	15:00:42.546	7		2:20.997 P	49.214	44.082	47.701	164.3	15:00:42.546
8		6:03.780	4:32.898	53.826	37.056	66.3	15:06:46.326	8		6:03.780	4:32.898	53.826	37.056	66.3	15:06:46.326
9		2:11.010	49.988	44.583	36.439	159.7	15:08:57.336	9		2:11.010	49.988	44.583	36.439	159.7	15:08:57.336
10		2:10.035	49.275	44.404	36.356	165.3	15:11:07.371	10		2:10.035	49.275	44.404	36.356	165.3	15:11:07.371
11		2:10.327	49.500	44.412	36.415	162.6	15:13:17.698	11		2:10.327	49.500	44.412	36.415	162.6	15:13:17.698
12		2:19.490 P	49.582	44.461	45.447	162.8	15:15:37.188	12		2:19.490 P	49.582	44.461	45.447	162.8	15:15:37.188
13		55:51.511	54:09.807	1:01.064	40.640	72.8	16:11:28.699	13		55:51.511	54:09.807	1:01.064	40.640	72.8	16:11:28.699
14		9:00.714 P	49.777	6:18.085	1:52.852	163.8	16:20:29.413	14		9:00.714 P	49.777	6:18.085	1:52.852	163.8	16:20:29.413





**Circuito de Madrid Jarama - RACI**  
**SAXO TROPHY JARAMA RACE**  
**Entrenamiento Privado**  
**Tiempos Por Vuelta**



55

David Rodriguez

Ôä [ = ] ÁÛæ [

59

Vicente Valles

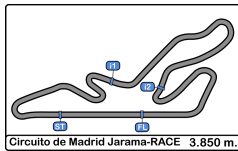
Ôä [ = ] ÁÛæ [

DESGUACES LA TORRE

VSR MOTORSPORT

Vta	D	Tiempo	Sector 1	Sector 2	Sector 3	T. Spd	Elapsed	Vta	D	Tiempo	Sector 1	Sector 2	Sector 3	T. Spd	Elapsed
1		14:13:14.313	14:11:34.736	54.750	44.827		14:13:14.313	1		14:14:16.064	14:12:51.279	47.819	36.966	61.4	14:14:16.064
2		2:12.292	53.187	43.262	35.843	138.4	14:15:26.605	2		2:10.136	50.623	43.372	36.141	162.4	14:16:26.200
3		2:12.149	51.446	42.789	37.914	130.9	14:17:38.754	3		2:44.819 P	50.148	1:01.579	53.092	169.0	14:19:11.019
4		2:47.397 P	52.110	48.956	1:06.331	145.9	14:20:26.151	4		16:14.987	14:53.716	44.266	37.005	74.4	14:35:26.006
5		4:02.002	2:40.345	44.078	37.579	85.7	14:24:28.153	5		2:10.752	51.863	43.305	35.584	148.3	14:37:36.758
6		2:10.340	50.784	43.205	36.351	158.5	14:26:38.493	6		2:08.855	50.582	42.762	35.511	169.5	14:39:45.613
7		2:33.271 P	49.841	45.889	57.541	171.9	14:29:11.764	7		2:59.144 P	1:02.114	59.890	57.140	135.8	14:42:44.757
8		6:52.887	5:33.907	43.308	35.672	78.0	14:36:04.651	8		4:45.913	3:25.592	43.540	36.781	63.7	14:47:30.670
9		2:07.516	48.542	43.058	35.916	173.9	14:38:12.167	9		2:09.784	48.917	42.597	38.270	170.8	14:49:40.454
10		2:25.762 P	48.669	43.485	53.608	172.2	14:40:37.929	10		2:08.206	49.262	42.888	36.056	171.4	14:51:48.660
11		4:52.476	3:26.113	49.086	37.277	76.4	14:45:30.405	11		2:07.940	49.202	42.857	35.881	171.4	14:53:56.600
12		2:06.872	48.544	42.847	35.481	174.4	14:47:37.277	12		2:08.047	49.872	42.640	35.535	171.7	14:56:04.647
13		2:21.856	53.728	50.033	38.095	100.0	14:49:59.133	13		2:06.734	48.287	42.609	35.838	174.1	14:58:11.381
14		2:06.515	48.132	42.838	35.545	174.7	14:52:05.648	14		2:33.278 P	51.193	50.540	51.545	172.5	15:00:44.659
15		2:08.368	48.651	43.549	36.168	173.3	14:54:14.016	15		5:26.930	4:05.095	45.955	35.880	70.0	15:06:11.589
16		2:20.538	53.727	49.458	37.353	146.7	14:56:34.554	16		2:23.445 P	48.921	46.231	48.293	173.6	15:08:35.034
17		2:06.516	48.408	42.758	35.350	172.8	14:58:41.070	17		55:11.728	53:53.709	42.528	35.491	79.1	16:03:46.762
18		2:06.684	48.311	42.909	35.464	172.2	15:00:47.754	18		2:07.092	48.174	43.222	35.696	173.0	16:05:53.854
19		2:27.848 P	53.683	47.282	46.883	134.6	15:03:15.602	19		2:06.179	48.593	42.281	35.305	168.2	16:08:00.033
20		14:37.060	13:17.983	43.312	35.765	58.1	15:17:52.662	20		2:06.074	48.179	42.319	35.576	171.7	16:10:06.107
21		2:08.753	49.709	43.152	35.892	162.6	15:20:01.415	21		2:18.394	56.192	46.724	35.478	169.0	16:12:24.501
22		2:07.256	48.900	42.696	35.660	171.7	15:22:08.671	22		2:05.749	47.914	42.218	35.617	174.1	16:14:30.250
23		2:07.114	48.667	42.877	35.570	172.8	15:24:15.785	23		3:03.759 P	57.799	1:03.902	1:02.058	132.6	16:17:34.009
24		2:28.245	54.346	54.858	39.041	160.2	15:26:44.030	24		5:33.992	4:14.748	43.596	35.648	47.6	16:23:08.001
25		2:05.936	48.044	42.570	35.322	174.1	15:28:49.966	25		2:07.083	47.920	42.823	36.340	175.0	16:25:15.084
26		2:05.966	47.942	42.594	35.430	171.9	15:30:55.932	26		2:05.733	47.708	42.496	35.529	174.4	16:27:20.817
27		2:06.667	48.449	42.633	35.585	172.2	15:33:02.599	27		2:05.832	47.683	42.769	35.380	175.3	16:29:26.649
28		2:46.140 P	53.952	59.296	52.892	148.5	15:35:48.739	28		2:34.287	59.115	59.394	35.778	171.9	16:32:00.936
29		55:16.451	53:31.663	58.282	46.506	65.9	16:31:05.190	29		2:10.372	52.154	42.933	35.285	174.1	16:34:11.308
30		2:07.665	48.751	43.486	35.428	172.5	16:33:12.855	30		2:26.899	47.857	55.628	43.414	173.9	16:36:38.207
31		2:06.578	48.493	42.755	35.330	172.8	16:35:19.433	31		2:05.445	48.036	42.241	35.168	172.2	16:38:43.652
32		2:06.601	48.280	42.718	35.603	173.9	16:37:26.034	32		2:05.645	48.046	42.300	35.299	172.2	16:40:49.297
33		2:06.300	48.355	42.557	35.388	172.8	16:39:32.334	33		2:30.886 P	48.915	50.246	51.725	171.7	16:43:20.183
34		2:22.108	56.292	50.469	35.347	149.1	16:41:54.442	34		35:37.355	34:17.315	44.012	36.028	59.3	17:18:57.538
35		2:06.244	48.331	42.582	35.331	173.9	16:44:00.686	35		2:07.300	48.708	42.655	35.937	172.5	17:21:04.838
36		2:06.040	48.220	42.577	35.243	174.7	16:46:06.726	36		2:07.330	48.774	42.803	35.753	170.6	17:23:12.168
37		2:06.219	48.337	42.632	35.250	175.0	16:48:12.945	37		2:26.483 P	53.655	44.766	48.062	173.0	17:25:38.651
38		2:24.984 P	51.290	46.315	47.379	161.1	16:50:37.929								
39		51:25.372	50:07.041	42.947	35.384	76.5	17:42:03.301								
40		2:06.165	48.624	42.438	35.103	175.8	17:44:09.466								
41		2:05.316	47.853	42.404	35.059	176.4	17:46:14.782								
42		2:21.571 P	53.841	45.261	42.469	158.5	17:48:36.353								
43		4:26.621	3:08.756	42.580	35.285	80.6	17:53:02.974								
44		2:05.975	47.857	42.853	35.265	173.9	17:55:08.949								
45		2:05.626	48.082	42.328	35.216	176.7	17:57:14.575								
46		2:36.964 P	53.348	50.039	53.577	169.5	17:59:51.539								





**Circuito de Madrid Jarama - RACI**  
**SAXO TROPHY JARAMA RACE**  
**Entrenamiento Privado**  
**Tiempos Por Vuelta**



60

Julian Mazuecos

64

Alexander Villanueva

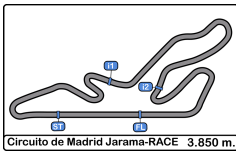
EFICAR TEAM

CIUDAD DE GETAFE

EFICAR TEAM

Vta	D	Tiempo	Sector 1	Sector 2	Sector 3	T. Spd	Elapsed	Vta	D	Tiempo	Sector 1	Sector 2	Sector 3	T. Spd	Elapsed
1		14:14:29.792	14:12:47.191	1:03.797	38.804	78.6	14:14:29.792	1		14:11:19.762			14:11:19.762	62.4	14:11:19.762
2		2:28.845 P	56.252	50.475	42.118	175.8	14:16:58.637	2		2:09.547	50.523	43.404	35.620	159.0	14:13:29.309
3		8:26.613	7:08.947	42.600	35.066	80.7	14:25:25.250	3		2:06.255	48.353	42.665	35.237	174.1	14:15:35.564
4		2:05.873	47.908	42.745	35.220	179.1	14:27:31.123	4		2:18.123 P	47.920	42.240	47.963	174.7	14:17:53.687
5		2:44.905 P	56.482	56.926	51.497	117.7	14:30:16.028	5		7:25.727	6:07.101	43.256	35.370	67.0	14:25:19.414
6		5:42.525	4:23.923	42.944	35.658	70.6	14:35:58.553	6		2:05.526	47.915	42.581	35.030	172.8	14:27:24.940
7		2:29.051 P	47.877	42.059	59.115	178.2	14:38:27.604	7		2:46.344 P	53.445	1:03.603	49.296	161.1	14:30:11.284
8		6:41.791	5:23.434	42.771	35.586	80.4	14:45:09.395	8		5:27.006	4:09.114	42.579	35.313	76.4	14:35:38.290
9		2:04.163	47.357	41.790	35.016	177.3	14:47:13.558	9		2:04.944	47.427	42.478	35.039	175.8	14:37:43.234
10		2:10.074	51.774	42.421	35.879	154.5	14:49:23.632	10		2:04.856	47.653	42.179	35.024	177.0	14:39:48.090
11		2:04.280	47.194	42.242	34.844	179.7	14:51:27.912	11		2:40.352 P	1:00.014	52.799	47.539	176.1	14:42:28.442
12		2:17.293 P	47.536	44.608	45.149	180.3	14:53:45.205	12		3:33.921	2:16.886	42.119	34.916	75.6	14:46:02.363
13		3:57.492	2:12.999	1:06.451	38.042	84.8	14:57:42.697	13		2:07.038	47.951	44.155	34.932	175.6	14:48:09.401
14		2:04.580	47.586	42.037	34.957	173.9	14:59:47.277	14		2:05.297	47.685	42.170	35.442	176.7	14:50:14.698
15		2:04.190	47.522	41.847	34.821	175.8	15:01:51.467	15		2:05.593	48.130	42.375	35.088	176.1	14:52:20.291
16		2:13.385	49.921	46.828	36.636	176.7	15:04:04.852	16		2:04.878	47.639	42.260	34.979	176.1	14:54:25.169
17		2:05.022	48.036	42.046	34.940	178.2	15:06:09.874	17		2:04.770	47.750	42.042	34.978	173.9	14:56:29.939
18		2:04.623	47.472	42.303	34.848	180.6	15:08:14.497	18		2:05.097	47.711	42.396	34.990	174.1	14:58:35.036
19		2:04.130	47.491	41.768	34.871	177.3	15:10:18.627	19		2:05.111	47.674	42.194	35.243	173.9	15:00:40.147
20		2:12.283 P	47.744	41.978	42.561	177.3	15:12:30.910	20		2:05.258	47.861	42.313	35.084	174.7	15:02:45.405
21		1:16:26.769	1:15:06.145	42.756	37.868	61.4	16:28:57.679	21		2:04.846	47.738	41.997	35.111	175.0	15:04:50.251
22		2:04.306	47.575	41.889	34.842	175.8	16:31:01.985	22		2:14.826 P	47.795	42.460	44.571	175.6	15:07:05.077
23		2:04.277	47.478	41.854	34.945	177.3	16:33:06.262	23		20:57.982	19:40.131	42.725	35.126	78.7	15:28:03.059
24		2:04.365	47.507	41.905	34.953	177.3	16:35:10.627	24		2:04.903	47.680	42.135	35.088	175.6	15:30:07.962
25		2:12.288 P	47.578	42.021	42.689	177.3	16:37:22.915	25		2:05.449	47.895	42.553	35.001	175.8	15:32:13.411
26		3:47.689	2:30.103	41.869	35.717	59.9	16:41:10.604	26		2:05.287	47.814	42.167	35.306	174.1	15:34:18.698
27		2:04.556	47.453	42.050	35.053	178.5	16:43:15.160	27		2:04.966	47.992	42.034	34.940	176.7	15:36:23.664
28		2:10.958 P	47.407	42.115	41.436	177.3	16:45:26.118	28		2:07.161	49.680	42.202	35.279	175.3	15:38:30.825
29		36:10.604	34:53.141	42.424	35.039	76.7	17:21:36.722	29		2:04.874	47.912	42.034	34.928	175.0	15:40:35.699
30		2:03.872	47.470	41.716	34.686	174.1	17:23:40.594	30		2:04.566	47.743	42.003	34.820	175.8	15:42:40.265
31		2:04.486	47.305	41.954	35.227	177.3	17:25:45.080	31		2:04.393	47.651	41.993	34.749	177.3	15:44:44.658
32		2:05.026	47.449	42.541	35.036	174.7	17:27:50.106	32		2:20.040 P	48.302	42.496	49.242	177.3	15:47:04.698
33		2:14.200 P	47.500	41.892	44.808	175.0	17:30:04.306	33		43:19.443	42:02.255	42.318	34.870	78.6	16:30:24.141
34								34		2:04.388	47.591	41.954	34.843	176.7	16:32:28.529
35								35		2:04.178	47.590	41.846	34.742	179.1	16:34:32.707
36								36		2:04.086	47.580	41.760	34.746	176.4	16:36:36.793
37								37		2:04.224	47.562	41.807	34.855	174.4	16:38:41.017
38								38		2:04.896	47.440	42.562	34.894	174.4	16:40:45.913
39								39		2:04.038	47.459	41.828	34.751	175.0	16:42:49.951
40								40		2:04.174	47.493	41.812	34.869	175.3	16:44:54.125
41								41		2:14.244 P	47.846	42.018	44.380	175.0	16:47:08.369
42								42		36:29.671	35:11.151	42.673	35.847	80.0	17:23:38.040
43								43		2:11.386 P	47.821	42.744	40.821	173.3	17:25:49.426
44								44		5:09.816	3:52.345	42.074	35.397	86.4	17:30:59.242
45								45		2:04.387	47.548	41.986	34.853	177.0	17:33:03.629
46								46		2:04.293	47.564	41.853	34.876	176.1	17:35:07.922
47								47		2:05.862	48.152	42.880	34.830	176.4	17:37:13.784
48								48		2:04.185	47.338	41.780	35.067	177.0	17:39:17.969
49								49		2:04.610	47.493	42.019	35.098	175.3	17:41:22.579
50								50		2:04.629	47.616	42.107	34.906	176.4	17:43:27.208
51								51		2:05.181	47.388	41.761	36.032	176.1	17:45:32.389
52								52		2:10.391	50.771	44.554	35.066	179.1	17:47:42.780
53								53		2:06.147	47.616	43.399	35.132	177.0	17:49:48.927
54								54		2:14.389 P	47.479	42.114	44.796	176.4	17:52:03.316





**Circuito de Madrid Jarama - RACI**  
**SAXO TROPHY JARAMA RACE**  
**Entrenamiento Privado**  
**Tiempos Por Vuelta**



65

Roberto Fernandez

Óscar [ = ] Álvarez 73

Fernando Paniagua

Óscar [ = ] Álvarez

Manuel Cozar

CIUDAD DE GETAFE

VSR MOTORSPORT

Vta	D	Tiempo	Sector 1	Sector 2	Sector 3	T. Spd	Elapsed	Vta	D	Tiempo	Sector 1	Sector 2	Sector 3	T. Spd	Elapsed
1		14:36:57.169	14:35:28.059	50.272	38.838	69.1	14:36:57.169	1		15:31:30.908	15:30:09.725	44.604	36.579	58.5	15:31:30.908
2		2:13.591	52.064	44.846	36.681	143.0	14:39:10.760	2		2:07.722	49.001	42.916	35.805	168.7	15:33:38.630
3		2:40.802 P	50.299	58.155	52.348	158.3	14:41:51.562	3		2:07.332	47.932	42.276	37.124	171.7	15:35:45.962
4		4:08.298	2:44.716	46.266	37.316	73.4	14:45:59.860	4		2:14.194 P	47.841	42.492	43.861	173.3	15:38:00.156
5		2:23.954	55.296	49.121	39.537	104.9	14:48:23.814								
6		2:19.051	53.756	46.690	38.605	133.4	14:50:42.865								
7		2:09.334	49.137	43.347	36.850	170.8	14:52:52.199								
8		2:23.086 P	50.409	43.781	48.896	164.1	14:55:15.285								
9		15:00.817	13:33.025	51.550	36.242	66.8	15:10:16.102								
10		2:10.232	49.413	44.757	36.062	171.9	15:12:26.334								
11		2:10.361	50.786	43.532	36.043	144.3	15:14:36.695								
12		2:08.756	49.382	43.341	36.033	170.3	15:16:45.451								
13		2:08.135	49.115	43.053	35.967	170.0	15:18:53.586								
14		2:07.863	48.901	42.927	36.035	170.6	15:21:01.449								
15		2:17.899	55.523	46.016	36.360	130.5	15:23:19.348								
16		2:23.087 P	49.078	43.744	50.265	171.1	15:25:42.435								
17		32:38.495	31:17.036	45.289	36.170	72.2	15:58:20.930								
18		2:11.712	49.916	45.727	36.069	170.6	16:00:32.642								
19		2:09.829	50.314	43.670	35.845	145.1	16:02:42.471								
20		2:08.717	49.375	43.345	35.997	170.0	16:04:51.188								
21		2:09.018	49.204	42.920	36.894	170.6	16:07:00.206								
22		2:08.201	49.057	43.415	35.729	171.1	16:09:08.407								
23		2:07.510	48.805	42.996	35.709	171.1	16:11:15.917								
24		2:39.547 P	54.425	52.054	53.068	162.8	16:13:55.464								
25		1:08:47.446	1:07:27.161	43.879	36.406	76.3	17:22:42.910								
26		2:09.171	49.678	43.232	36.261	171.1	17:24:52.081								
27		2:09.044	49.441	43.380	36.223	170.3	17:27:01.125								
28		2:26.557	55.566	52.379	38.612	141.9	17:29:27.682								
29		2:14.167	51.138	46.271	36.758	156.7	17:31:41.849								
30		2:21.662 P	49.878	44.392	47.392	170.6	17:34:03.511								
31		6:46.405	5:25.539	44.268	36.598	81.8	17:40:49.916								
32		2:11.216	50.868	43.983	36.365	169.2	17:43:01.132								
33		2:09.548	49.777	43.629	36.142	169.2	17:45:10.680								
34		2:09.153	49.624	43.614	35.915	174.7	17:47:19.833								
35		2:22.313 P	49.678	45.834	46.801	170.8	17:49:42.146								

70

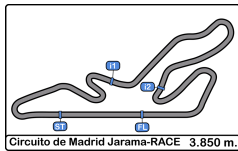
Santiago Castilla

Óscar [ = ] Álvarez

EFICAR TEAM

Vta	D	Tiempo	Sector 1	Sector 2	Sector 3	T. Spd	Elapsed
1		14:45:10.533	14:43:49.950	43.445	37.138	72.0	14:45:10.533
2		2:05.341	48.164	42.064	35.113	173.3	14:47:15.874
3		2:04.882	47.852	41.939	35.091	175.3	14:49:20.756
4		2:04.517	47.351	42.298	34.868	177.0	14:51:25.273
5		2:04.517	47.611	41.928	34.978	177.9	14:53:29.790
6		2:04.804	47.511	42.375	34.918	176.1	14:55:34.594
7		2:17.791 P	47.480	43.074	47.237	176.1	14:57:52.385
8		5:18.790	3:53.353	48.049	37.388	80.4	15:03:11.175
9		2:05.114	47.839	42.219	35.056	173.9	15:05:16.289
10		2:04.763	47.689	42.064	35.010	174.7	15:07:21.052
11		2:04.687	47.341	42.248	35.098	174.7	15:09:25.739
12		2:04.483	47.425	42.044	35.014	175.3	15:11:30.222
13		2:04.706	47.423	42.130	35.153	175.8	15:13:34.928
14		2:17.854 P	47.754	43.488	46.612	174.4	15:15:52.782





**Circuito de Madrid Jarama - RACI**  
**SAXO TROPHY JARAMA RACE**  
**Entrenamiento Privado**  
**Tiempos Por Vuelta**



75

Francisco Vazquez

76

Carlota Villanueva

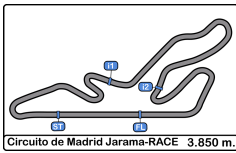
EFICAR TEAM

PROMOCOPIA

EFICAR TEAM

Vta	D	Tiempo	Sector 1	Sector 2	Sector 3	T. Spd	Elapsed	Vta	D	Tiempo	Sector 1	Sector 2	Sector 3	T. Spd	Elapsed
1		14:46:49.405	14:45:26.527	45.917	36.961	76.7	14:46:49.405	1		14:11:19.329			14:11:19.329		14:11:19.329
2		2:15.734	55.180	44.881	35.673	115.8	14:49:05.139	2		2:16.455	53.310	46.073	37.072	146.1	14:13:35.784
3		2:06.508	48.357	42.685	35.466	177.0	14:51:11.647	3		2:09.223	49.316	44.170	35.737	170.8	14:15:45.007
4		2:06.546	47.995	42.789	35.762	177.3	14:53:18.193	4		2:30.123 P	48.539	46.044	55.540	175.6	14:18:15.130
5		2:06.145	48.043	42.511	35.591	177.3	14:55:24.338	5		7:23.277	5:57.843	48.339	37.095	68.0	14:25:38.407
6		2:35.897 P	53.728	50.812	51.357	162.8	14:58:00.235	6		2:29.470 P	49.916	44.246	55.308	167.1	14:28:07.877
7		5:35.909	4:17.214	43.022	35.673	50.5	15:03:36.144	7		8:25.367	6:58.196	50.724	36.447	69.5	14:36:33.244
8		2:06.207	48.308	42.525	35.374	174.1	15:05:42.351	8		2:10.440	49.162	44.731	36.547	166.6	14:38:43.684
9		2:06.850	48.273	42.631	35.946	174.7	15:07:49.201	9		2:32.008 P	48.238	50.032	53.738	173.3	14:41:15.692
10		2:14.141	48.274	45.744	40.123	175.0	15:10:03.342	10		12:36.555	11:15.148	44.978	36.429	69.2	14:53:52.247
11		2:25.666	59.313	50.378	35.975	145.3	15:12:29.008	11		2:08.167	48.553	43.812	35.802	171.9	14:56:00.414
12		2:17.733	54.248	47.993	35.492	175.3	15:14:46.741	12		2:06.992	48.232	43.191	35.569	172.2	14:58:07.406
13		2:06.389	48.172	42.552	35.665	173.0	15:16:53.130	13		2:26.901 P	53.542	45.934	47.425	144.3	15:00:34.307
14		2:17.426	48.290	47.372	41.764	174.7	15:19:10.556	14		27:52.665	26:31.944	44.487	36.234	67.5	15:28:26.972
15		2:22.470	57.164	48.494	36.812	136.7	15:21:33.026	15		2:08.770	48.969	43.991	35.810	170.3	15:30:35.742
16		2:05.987	48.215	42.399	35.373	173.0	15:23:39.013	16		2:07.470	48.302	43.230	35.938	173.3	15:32:43.212
17		2:06.061	48.230	42.483	35.348	174.1	15:25:45.074	17		2:18.796 P	48.155	44.295	46.346	173.0	15:35:02.008
18		2:34.764 P	56.776	49.445	48.543	141.7	15:28:19.838	18		39:05.972	37:36.485	49.803	39.684	69.1	16:14:07.980
19		22:12.600	20:50.434	46.040	36.126	55.5	15:50:32.438	19		2:32.844 P	50.855	49.856	52.133	170.6	16:16:40.824
20		2:06.889	48.610	42.581	35.698	172.5	15:52:39.327	20		6:30.456	5:09.164	44.781	36.511	74.8	16:23:11.280
21		2:06.371	48.445	42.561	35.365	173.0	15:54:45.698	21		2:06.844	48.397	42.941	35.506	173.6	16:25:18.124
22		2:06.091	48.057	42.653	35.381	174.1	15:56:51.789	22		10:09.684	8:49.975	43.861	35.848	74.6	16:35:27.808
23		2:18.792	52.082	50.551	36.159	173.9	15:59:10.581	23		2:06.983	48.278	43.136	35.569	174.4	16:37:34.791
24		2:06.279	48.232	42.570	35.477	173.6	16:01:16.860	24		2:14.503 P	48.144	43.131	43.228	174.1	16:39:49.294
25		2:14.732	48.182	44.376	42.174	175.3	16:03:31.592	25		28:45.280	27:24.926	44.444	35.910	69.9	17:08:34.574
26		2:37.368	1:00.693	52.464	44.211	138.4	16:06:08.960	26		2:19.525 P	47.961	44.912	46.652	176.1	17:10:54.099
27		2:21.928	56.829	49.080	36.019	127.9	16:08:30.888	27		6:04.318	4:44.495	43.551	36.272	80.4	17:16:58.417
28		2:09.862	50.245	43.966	35.651	174.7	16:10:40.750	28		2:06.323	48.325	42.700	35.298	172.8	17:19:04.740
29		2:05.954	48.078	42.509	35.367	173.3	16:12:46.704	29		2:05.823	47.773	42.630	35.420	176.7	17:21:10.563
30		2:16.823 P	47.850	42.645	46.328	175.6	16:15:03.527	30		2:06.050	48.198	42.452	35.400	174.4	17:23:16.613
31		34:49.037	33:20.518	51.910	36.609	52.4	16:49:52.564	31		2:17.505 P	48.269	44.520	44.716	175.8	17:25:34.118
32		2:07.513	48.386	42.945	36.182	174.1	16:52:00.077								
33		2:07.573	48.776	42.848	35.949	173.3	16:54:07.650								
34		2:06.482	48.143	42.756	35.583	178.8	16:56:14.132								
35		2:06.105	47.973	42.650	35.482	177.0	16:58:20.237								
36		2:06.245	48.310	42.561	35.374	173.6	17:00:26.482								
37		2:28.345	53.312	51.463	43.570	174.1	17:02:54.827								
38		2:19.364	57.033	46.359	35.972	131.0	17:05:14.191								
39		2:06.062	48.137	42.516	35.409	175.0	17:07:20.253								
40		2:06.432	48.250	42.721	35.461	175.8	17:09:26.685								
41		3:13.103 P	1:19.090	59.076	54.937	175.0	17:12:39.788								
42		21:39.148	20:17.771	45.098	36.279	67.2	17:34:18.936								
43		2:07.634	48.536	43.252	35.846	172.5	17:36:26.570								
44		2:06.538	48.289	42.745	35.504	173.3	17:38:33.108								
45		2:06.375	47.991	42.827	35.557	173.6	17:40:39.483								
46		2:16.650	48.129	45.160	43.361	172.5	17:42:56.133								
47		2:23.583	59.386	48.775	35.422	121.4	17:45:19.716								
48		2:08.017	47.843	43.374	36.800	175.0	17:47:27.733								
49		2:10.592	49.481	45.686	35.425	176.4	17:49:38.325								
50		2:16.267	48.217	44.865	43.185	173.9	17:51:54.592								
51		2:36.417	59.668	1:00.658	36.091	140.6	17:54:31.009								
52		2:05.554	47.875	42.383	35.296	173.9	17:56:36.563								
53		2:34.738 P	54.472	49.292	50.974	151.6	17:59:11.301								





**Circuito de Madrid Jarama - RACI**  
**SAXO TROPHY JARAMA RACE**  
**Entrenamiento Privado**  
**Tiempos Por Vuelta**



77

Agustin Arce

78

Angel Cabello

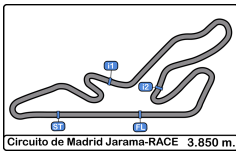
78

VSR MOTORSPORT

RASANTE SPORT

Vta	D	Tiempo	Sector 1	Sector 2	Sector 3	T. Spd	Elapsed	Vta	D	Tiempo	Sector 1	Sector 2	Sector 3	T. Spd	Elapsed
1		14:38:14.053	14:36:51.417	46.960	35.676	74.3	14:38:14.053	1		14:24:05.761	14:22:41.866	47.069	36.826	60.9	14:24:05.761
2		2:19.532 P	47.864	42.800	48.868	172.5	14:40:33.585	2		2:11.900	50.204	43.602	38.094	168.4	14:26:17.661
3		4:32.725	3:15.295	42.556	34.874	80.0	14:45:06.310	3		2:43.198 P	52.371	49.871	1:00.956	145.1	14:29:00.859
4		2:05.557	47.839	42.429	35.289	170.6	14:47:11.867	4		7:27.880	6:08.317	44.073	35.490	73.0	14:36:28.739
5		2:06.882	49.298	42.407	35.177	136.7	14:49:18.749	5		2:07.293	48.232	43.369	35.692	172.8	14:38:36.032
6		2:05.835	47.814	42.527	35.494	174.1	14:51:24.584	6		2:33.842 P	48.215	46.471	59.156	172.2	14:41:09.874
7		2:17.801 P	47.844	45.392	44.565	170.8	14:53:42.385	7		23:00.897	21:37.890	46.370	36.637	47.8	15:04:10.771
8		35:28.599	34:11.005	42.424	35.170	80.4	15:29:10.984	8		2:08.155	48.723	43.816	35.616	172.2	15:06:18.926
9		2:05.460	47.744	42.412	35.304	170.3	15:31:16.444	9		2:07.507	48.520	43.147	35.840	174.1	15:08:26.433
10		2:05.481	47.825	42.458	35.198	170.3	15:33:21.925	10		2:07.010	48.508	43.242	35.260	172.8	15:10:33.443
11		2:05.955	47.842	42.600	35.513	170.3	15:35:27.880	11		1:05:18.817 P	1:03:35.767	52.422	50.628	64.8	16:15:52.260
12		2:06.685	47.962	43.008	35.715	170.6	15:37:34.565	12		7:14.623	5:55.793	43.479	35.351	57.0	16:23:06.883
13		2:15.198 P	48.279	43.642	43.277	170.3	15:39:49.763	13		2:07.169	48.421	43.201	35.547	173.3	16:25:14.052
14		23:55.238	22:36.850	43.057	35.331	76.2	16:03:45.001	14		2:06.347	48.052	42.948	35.347	173.3	16:27:20.399
15		2:05.089	47.607	42.405	35.077	172.8	16:05:50.090	15		2:07.745	48.860	43.334	35.551	149.3	16:29:28.144
16		2:05.697	47.805	42.568	35.324	172.2	16:07:55.787	16		2:22.092 P	52.487	43.598	46.007	170.6	16:31:50.236
17		2:12.283 P	47.961	42.426	41.896	170.8	16:10:08.070	17		33:11.290	31:51.094	44.377	35.819	69.4	17:05:01.526
18		12:55.850	11:38.008	42.771	35.071	65.8	16:23:03.920	18		2:07.170	48.280	43.203	35.687	172.8	17:07:08.696
19		2:05.246	47.746	42.455	35.045	171.1	16:25:09.166	19		2:18.659	49.039	51.841	37.779	173.3	17:09:27.355
20		2:05.416	47.707	42.514	35.195	172.2	16:27:14.582	20		2:58.249 P	51.555	57.536	1:09.158	176.1	17:12:25.604
21		2:12.364 P	47.785	42.553	42.026	173.0	16:29:26.946	21		4:51.540	3:33.278	42.991	35.271	75.8	17:17:17.144
22		33:09.658	31:51.522	43.008	35.128	73.0	17:02:36.604	22		2:06.064	47.924	42.900	35.240	174.4	17:19:23.208
23		2:06.159	47.587	43.315	35.257	173.6	17:04:42.763	23		2:05.996	47.725	43.014	35.257	175.3	17:21:29.204
24		2:06.429	47.538	43.538	35.353	176.4	17:06:49.192	24		2:28.098	52.815	50.009	45.274	148.3	17:23:57.302
25		2:05.492	47.662	42.732	35.098	175.0	17:08:54.684	25		2:21.739	57.295	47.144	37.300	106.9	17:26:19.041
26		3:00.145 P	47.646	1:02.087	1:10.412	174.7	17:11:54.829	26		2:07.163	48.601	43.066	35.496	167.4	17:28:26.204
27		4:18.529	3:00.796	42.668	35.065	62.7	17:16:13.358	27		2:17.109 P	48.227	43.050	45.832	172.2	17:30:43.313
28		2:05.030	47.694	42.320	35.016	173.3	17:18:18.388								
29		2:11.970 P	47.705	43.342	40.923	173.0	17:20:30.358								
30		25:48.966	24:30.374	43.208	35.384	80.0	17:46:19.324								
31		2:05.125	47.453	42.527	35.145	176.4	17:48:24.449								
32		2:05.935	47.896	42.407	35.632	173.9	17:50:30.384								
33		2:06.608	48.534	42.658	35.416	171.7	17:52:36.992								
34		2:16.727 P	48.168	43.085	45.474	175.0	17:54:53.719								





**Circuito de Madrid Jarama - RACI**  
**SAXO TROPHY JARAMA RACE**  
**Entrenamiento Privado**  
**Tiempos Por Vuelta**



79

Angel Lucena

80

Oscar Montalvo

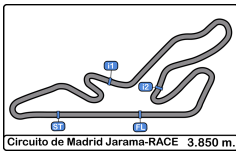
RASANTE SPORT

RX PRO RACING

Vta	D	Tiempo	Sector 1	Sector 2	Sector 3	T. Spd	Elapsed	Vta	D	Tiempo	Sector 1	Sector 2	Sector 3	T. Spd	Elapsed
1		14:25:24.593	14:24:02.182	45.733	36.678	67.7	14:25:24.593	1		14:48:55.285	14:47:29.270	48.193	37.822	61.1	14:48:55.285
2		2:22.922 P	50.395	44.844	47.683	176.1	14:27:47.515	2		2:09.935	49.849	43.729	36.357	172.2	14:51:05.220
3		8:42.537	7:20.604	45.925	36.008	70.9	14:36:30.052	3		2:09.551	49.121	43.969	36.461	172.5	14:53:14.771
4		2:11.074	48.624	45.831	36.619	177.0	14:38:41.126	4		2:15.106	48.650	48.533	37.923	171.1	14:55:29.877
5		2:33.340 P	48.672	50.582	54.086	175.0	14:41:14.466	5		2:27.002 P	48.753	45.103	53.146	171.9	14:57:56.879
6		22:56.767	21:34.121	46.179	36.467	60.6	15:04:11.233	6		6:00.602	4:39.618	44.754	36.230	73.7	15:03:57.481
7		2:09.065	48.864	44.151	36.050	176.7	15:06:20.298	7		2:10.199	48.989	45.015	36.195	171.4	15:06:07.680
8		2:10.349	48.964	45.338	36.047	176.7	15:08:30.647	8		2:09.122	49.374	43.634	36.114	171.4	15:08:16.802
9		2:26.895 P	48.681	46.100	52.114	175.0	15:10:57.542	9		2:38.171 P	53.098	51.800	53.273	172.5	15:10:54.973
10		1:13:14.163	1:11:51.935	45.770	36.458	71.8	16:24:11.705	10		45:27.239	44:01.904	48.220	37.115	73.6	15:56:22.212
11		2:08.214	48.647	43.770	35.797	173.9	16:26:19.919	11		2:09.085	49.334	43.676	36.075	167.7	15:58:31.297
12		2:09.027	48.468	44.515	36.044	174.7	16:28:28.946	12		2:08.650	49.139	43.614	35.897	171.9	16:00:39.947
13		2:07.137	48.332	43.326	35.479	175.0	16:30:36.083	13		2:08.145	48.878	43.484	35.783	170.3	16:02:48.092
14		2:30.871 P	56.695	47.177	46.999	139.7	16:33:06.954	14		2:07.811	48.648	43.430	35.733	171.4	16:04:55.903
15		34:52.413	33:28.300	46.668	37.445	58.0	17:07:59.367	15		2:07.735	48.664	43.376	35.695	173.3	16:07:03.638
16		2:06.675	48.100	43.109	35.466	175.6	17:10:06.042	16		2:07.286	48.303	43.220	35.763	173.0	16:09:10.924
17		2:51.801 P	58.060	58.689	55.052	121.0	17:12:57.843	17		2:16.952 P	48.904	43.358	44.690	171.1	16:11:27.876
18		4:33.894	3:09.462	46.836	37.596	67.9	17:17:31.737	18		4:51.614 P	3:08.551	55.205	47.858	71.9	16:16:19.490
19		2:12.436	48.282	47.550	36.604	177.0	17:19:44.173	19		7:36.235	6:16.402	44.037	35.796	72.1	16:23:55.725
20		2:07.900	48.030	42.964	36.906	175.0	17:21:52.073	20		2:08.650	48.847	43.773	36.030	169.8	16:26:04.375
21		22:13.579	20:31.896	1:03.335	38.348	58.2	17:44:05.652	21		2:07.822	48.572	43.419	35.831	169.5	16:28:12.197
22		2:06.286	48.027	42.864	35.395	176.4	17:46:11.938	22		2:08.259	48.684	43.518	36.057	170.8	16:30:20.456
23		2:17.988	48.094	46.187	43.707	176.1	17:48:29.926	23		2:07.388	48.418	43.305	35.665	171.1	16:32:27.844
24		2:17.546	55.441	45.754	36.351	139.5	17:50:47.472	24		2:08.217	49.079	43.254	35.884	170.3	16:34:36.061
25		2:14.333 P	48.120	42.985	43.228	174.1	17:53:01.805	25		2:07.890	48.729	43.185	35.976	171.1	16:36:43.951
								26		2:08.025	48.670	43.396	35.959	170.0	16:38:51.976
								27		2:17.040 P	48.471	43.367	45.202	169.0	16:41:09.016
								28		22:16.509 P	20:41.580	49.167	45.762	57.8	17:03:25.525
								29		14:26.298	13:06.258	43.766	36.274	63.3	17:17:51.823
								30		2:08.227	48.619	43.462	36.146	171.4	17:20:00.050
								31		2:07.503	48.433	43.250	35.820	170.3	17:22:07.553
								32		2:07.465	48.643	43.112	35.710	170.3	17:24:15.018
								33		2:07.174	48.343	43.037	35.794	170.6	17:26:22.192
								34		2:07.296	48.481	43.020	35.795	170.8	17:28:29.488
								35		2:07.587	48.556	43.174	35.857	171.4	17:30:37.075
								36		2:08.146	49.306	43.014	35.826	170.6	17:32:45.221
								37		2:08.632	49.095	43.194	36.343	173.0	17:34:53.853
								38		2:56.366	48.525	1:29.173	38.668	172.2	17:37:50.219
								39			50.869	48.635		171.9	







**Circuito de Madrid Jarama - RACI**  
**SAXO TROPHY JARAMA RACE**  
**Entrenamiento Privado**  
**Tiempos Por Vuelta**



85

Pablo Blanco

86

Sergio Cabal

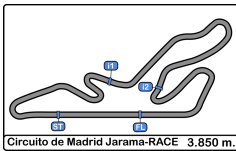
87

PROMOCOPIA

RASANTE SPORT

Vta	D	Tiempo	Sector 1	Sector 2	Sector 3	T. Spd	Elapsed	Vta	D	Tiempo	Sector 1	Sector 2	Sector 3	T. Spd	Elapsed
1		15:17:31.153	15:15:52.835	56.345	41.973	55.7	15:17:31.153	1		15:40:16.601	15:38:52.914	45.144	38.543	81.0	15:40:16.601
2		2:13.346	52.629	44.062	36.655	143.4	15:19:44.499	2		2:09.613	49.556	43.759	36.298	171.7	15:42:26.214
3		2:33.562 P	49.709	48.285	55.568	166.6	15:22:18.061	3		2:09.574	49.637	43.711	36.226	171.9	15:44:35.788
4		12:11.458	10:48.211	44.823	38.424	66.4	15:34:29.519	4		<b>2:08.826</b>	<b>49.253</b>	43.744	<b>35.829</b>	172.8	15:46:44.614
5		2:09.936	49.782	44.061	36.093	171.4	15:36:39.455	5		2:10.662	49.351	44.770	36.541	172.2	15:48:55.276
6		2:08.820	49.610	43.315	35.895	168.4	15:38:48.275	6		2:10.290	49.491	44.016	36.783	171.4	15:51:05.566
7		2:08.013	48.752	43.468	35.793	171.7	15:40:56.288	7		2:14.259	50.058	47.624	36.577	169.8	15:53:19.825
8		2:08.021	48.731	43.323	35.967	172.5	15:43:04.309	8		2:10.696	50.445	43.953	36.298	170.3	15:55:30.521
9		2:20.001 P	49.370	46.088	44.543	172.8	15:45:24.310	9		2:09.508	49.678	43.726	36.104	171.4	15:57:40.029
10		11:53.378	10:33.004	44.200	36.174	54.2	15:57:17.688	10		2:22.834 P	50.004	43.637	49.193	167.1	16:00:02.863
11		2:10.243	49.823	44.372	36.048	170.6	15:59:27.931	11		1:16:42.501	1:15:21.543	44.997	35.961	87.7	17:16:45.364
12		2:08.719	49.020	43.638	36.061	170.3	16:01:36.650	12		2:09.258	49.389	43.760	36.109	170.8	17:18:54.622
13		2:09.072	49.330	43.380	36.362	171.1	16:03:45.722	13		2:08.826	49.431	43.514	35.881	170.0	17:21:03.448
14		2:16.697 P	48.480	43.927	44.290	175.0	16:06:02.419	14		2:10.381	50.650	<b>43.457</b>	36.274	169.5	17:23:13.829
15		6:18.856	4:57.349	45.448	36.059	64.5	16:12:21.275	15		2:19.045 P	49.732	43.680	45.633	170.3	17:25:32.874
16		2:07.820	48.915	43.234	35.671	170.3	16:14:29.095	16		5:09.202	3:43.966	49.048	36.188	76.8	17:30:42.076
17		3:00.542 P	56.369	1:00.044	1:04.129	148.5	16:17:29.637	17		2:09.117	49.274	43.860	35.983	170.8	17:32:51.193
18		5:43.445	4:23.764	43.713	35.968	66.5	16:23:13.082	18		2:14.291	49.923	46.184	38.184	170.8	17:35:05.484
19		2:07.608	48.710	43.128	35.770	173.3	16:25:20.690	19		2:15.931	55.685	43.771	36.475	155.8	17:37:21.415
20		2:07.390	48.353	43.097	35.940	173.6	16:27:28.080	20		2:09.323	49.589	43.833	35.901	169.2	17:39:30.738
21		2:22.504 P	51.484	45.803	45.217	172.5	16:29:50.584	21		2:09.243	49.309	43.625	36.309	169.8	17:41:39.981
22		10:10.240	8:48.076	45.553	36.611	60.1	16:40:00.824	22		2:18.817 P	49.319	43.759	45.739	170.8	17:43:58.798
23		2:08.969	49.412	43.564	35.993	170.8	16:42:09.793								
24		2:08.165	48.943	43.298	35.924	171.9	16:44:17.958								
25		2:07.728	48.663	43.264	35.801	171.7	16:46:25.686								
26		2:07.611	48.583	43.189	35.839	172.2	16:48:33.297								
27		2:18.026 P	48.549	43.531	45.946	171.9	16:50:51.323								
28		9:19.175	7:49.370	50.945	38.860	60.9	17:00:10.498								
29		2:09.475	49.971	43.669	35.835	158.1	17:02:19.973								
30		2:07.578	48.700	43.059	35.819	172.2	17:04:27.551								
31		2:09.736	49.904	43.743	36.089	173.0	17:06:37.287								
32		2:07.373	48.615	43.118	35.640	171.7	17:08:44.660								
33		2:06.992	48.317	43.053	35.622	173.3	17:10:51.652								
34		2:53.150 P	58.294	59.138	55.718	146.1	17:13:44.802								
35		28:06.264	26:46.055	43.995	36.214	75.5	17:41:51.066								
36		2:07.491	48.634	43.067	35.790	172.8	17:43:58.557								
37		2:06.934	48.461	42.813	35.660	173.6	17:46:05.491								
38		2:14.380	48.901	49.382	36.097	172.2	17:48:19.871								
39		2:07.106	48.392	<b>42.724</b>	35.990	172.2	17:50:26.977								
40		2:07.384	48.568	42.987	35.829	171.4	17:52:34.361								
41		2:11.323	48.426	44.517	38.380	175.0	17:54:45.684								
42		<b>2:06.625</b>	<b>48.314</b>	42.810	<b>35.501</b>	174.7	17:56:52.309								
43		2:52.896 P	55.483	57.707	59.706	145.1	17:59:45.205								





**Circuito de Madrid Jarama - RACI**  
**SAXO TROPHY JARAMA RACE**  
**Entrenamiento Privado**  
**Tiempos Por Vuelta**



95

Gonzalo Alvarez

96

Luis Alvarez

96

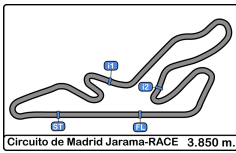
Rookie

PROMOCOPIA

PROMOCOPIA

Vta	D	Tiempo	Sector 1	Sector 2	Sector 3	T. Spd	Elapsed	Vta	D	Tiempo	Sector 1	Sector 2	Sector 3	T. Spd	Elapsed
1		14:48:23.190	14:46:42.559	1:00.343	40.288	67.1	14:48:23.190	1		14:48:13.593	14:46:52.408	45.715	35.470	84.2	14:48:13.593
2		2:17.445	52.875	45.583	38.987	151.4	14:50:40.635	2		2:05.479	47.775	42.259	35.445	177.9	14:50:19.072
3		2:46.119	1:11.995	56.653	37.471	172.5	14:53:26.754	3		2:04.993	47.590	42.269	35.134	177.3	14:52:24.065
4		2:22.557 P	50.831	47.112	44.614	171.9	14:55:49.311	4		2:04.980	47.593	42.292	35.095	176.7	14:54:29.045
5		5:38.300	4:17.637	43.739	36.924	61.5	15:01:27.611	5		2:25.666 P	51.571	46.349	47.746	171.1	14:56:54.711
6		2:16.158	55.257	43.986	36.915	120.2	15:03:43.769	6		6:51.637	5:25.642	48.040	37.955	56.1	15:03:46.348
7		2:11.861	49.196	44.513	38.152	167.4	15:05:55.630	7		2:08.314	48.345	44.710	35.259	175.3	15:05:54.662
8		2:14.384	51.636	43.688	39.060	154.5	15:08:10.014	8		2:08.025	47.723	43.909	36.393	174.4	15:08:02.687
9		2:21.490	50.140	51.271	40.079	165.8	15:10:31.504	9		2:05.305	47.539	42.148	35.618	175.3	15:10:07.992
10		2:23.849 P	49.590	46.764	47.495	174.1	15:12:55.353	10		2:45.616 P	58.104	1:00.355	47.157	175.3	15:12:53.608
11		7:12.276	5:50.687	45.024	36.565	67.7	15:20:07.629	11		19:44.766	18:10.637	57.705	36.424	70.4	15:32:38.374
12		2:12.566	49.885	44.724	37.957	169.5	15:22:20.195	12		2:09.008	48.406	43.920	36.682	175.3	15:34:47.382
13		2:22.135 P	50.251	44.350	47.534	166.4	15:24:42.330	13		2:06.274	48.500	42.464	35.310	173.6	15:36:53.656
14		23:58.977	22:38.561	43.746	36.670	58.1	15:48:41.307	14		2:04.892	47.452	42.369	35.071	175.8	15:38:58.548
15		2:09.599	49.309	43.475	36.815	170.8	15:50:50.906	15		2:37.591	58.257	1:03.816	35.518	166.6	15:41:36.139
16		2:09.948	49.309	43.651	36.988	168.4	15:53:00.854	16		2:04.702	47.642	42.121	34.939	176.7	15:43:40.841
17		2:27.060	51.412	55.091	40.557	169.5	15:55:27.914	17		2:16.434 P	47.556	42.236	46.642	175.8	15:45:57.275
18		2:09.581	49.328	43.664	36.589	170.6	15:57:37.495	18		19:12.124	17:51.302	45.029	35.793	68.6	16:05:09.399
19		2:20.076	50.160	51.325	38.591	171.7	15:59:57.571	19		2:05.479	47.989	42.295	35.195	175.8	16:07:14.878
20		2:08.186	49.067	43.232	35.887	171.1	16:02:05.757	20		2:05.029	47.717	42.115	35.197	175.3	16:09:19.907
21		2:39.073 P	54.823	52.145	52.105	171.7	16:04:44.830	21		2:15.396	47.973	51.787	35.636	174.7	16:11:35.303
22		39:35.688	38:16.610	42.838	36.240	62.9	16:44:20.518	22		2:05.237	47.524	42.455	35.258	176.1	16:13:40.540
23		2:08.006	49.140	42.888	35.978	174.4	16:46:28.524	23		2:36.460 P	51.722	51.653	53.085	174.1	16:16:17.000
24		2:08.119	48.938	43.215	35.966	174.4	16:48:36.643	24		8:50.296	7:23.234	48.718	38.344	69.2	16:25:07.296
25		2:53.360 P	1:02.014	53.474	57.872	173.6	16:51:30.003	25		2:05.483	47.877	42.264	35.342	173.6	16:27:12.779
26		46:26.931 P	44:47.340	46.108	53.483	48.9	17:37:56.934	26		2:21.711	48.212	54.857	38.642	174.7	16:29:34.490
27		10:45.198	9:21.976	42.973	40.249	71.7	17:48:42.132	27		2:41.298 P	58.794	49.957	52.547	152.7	16:32:15.788
28		2:08.048	49.115	42.975	35.958	172.5	17:50:50.180	28		56:16.752	54:58.269	43.116	35.367	84.5	17:28:32.540
29		2:08.343	49.312	43.072	35.959	172.8	17:52:58.523	29		2:05.920	48.032	42.481	35.407	175.6	17:30:38.460
30		2:09.230	49.079	43.745	36.406	172.2	17:55:07.753	30		2:16.310	48.199	51.926	36.185	176.1	17:32:54.770
31		2:09.297	48.701	44.439	36.157	172.8	17:57:17.050	31		2:10.895	47.833	42.608	40.454	173.9	17:35:05.665
32		2:35.902 P	51.940	49.753	54.209	174.4	17:59:52.952	32		2:18.233 P	51.167	42.681	44.385	136.7	17:37:23.898
								33		8:02.189	6:44.032	42.723	35.434	86.7	17:45:26.087
								34		2:05.727	47.458	42.327	35.942	176.7	17:47:31.814
								35		2:10.292	50.787	43.625	35.880	167.4	17:49:42.106
								36		2:20.471 P	47.810	45.737	46.924	173.9	17:52:02.577





**Circuito de Madrid Jarama - RACI**  
**SAXO TROPHY JARAMA RACE**  
**Entrenamiento Privado**  
**Tiempos Por Vuelta**



98

Deogracias Millan

Ôæ [=] Æææ [ 114

Luis Quintana

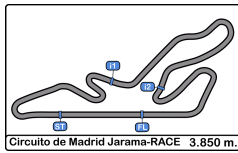
Toyota Aygo

RX PRO RACING

MOTORISMO RACING TEAM

Vta	D	Tiempo	Sector 1	Sector 2	Sector 3	T. Spd	Elapsed	Vta	D	Tiempo	Sector 1	Sector 2	Sector 3	T. Spd	Elapsed
1		14:24:08.367	14:22:44.640	45.861	37.866	63.2	14:24:08.367	1		17:36:33.079	17:35:03.017	49.317	40.745	57.8	17:36:33.079
2		2:08.737	49.201	42.907	36.629	168.7	14:26:17.104	2		2:25.628	55.598	50.172	39.858	149.1	17:38:58.707
3		2:41.816 P	49.428	49.342	1:03.046	168.4	14:28:58.920	3		2:24.779	56.303	48.989	39.487	149.7	17:41:23.486
4		7:19.502	5:55.079	46.074	38.349	75.3	14:36:18.422	4		2:20.316	52.899	48.277	39.140	149.7	17:43:43.802
5		2:10.075	49.565	44.216	36.294	168.2	14:38:28.497	5		2:27.794 P	52.583	48.087	47.124	151.4	17:46:11.596
6		2:35.880 P	49.876	48.987	57.017	167.9	14:41:04.377	6		5:44.981	4:14.692	51.212	39.077	72.2	17:51:56.577
7		7:51.672	6:26.120	48.424	37.128	79.8	14:48:56.049	7		2:20.121	52.772	48.299	39.050	149.3	17:54:16.698
8		2:09.829	49.850	44.054	35.925	175.8	14:51:05.878	8		2:19.671	52.858	48.195	38.618	149.3	17:56:36.369
9		2:10.133	49.184	44.422	36.527	176.7	14:53:16.011	9		2:43.509 P	56.622	51.157	55.730	135.1	17:59:19.878
10		2:07.906	48.736	43.259	35.911	175.3	14:55:23.917								
11		2:31.773 P	48.951	48.566	54.256	168.2	14:57:55.690								
12		6:22.505	5:00.277	45.368	36.860	79.0	15:04:18.195								
13		2:07.900	48.815	43.273	35.812	172.8	15:06:26.095								
14		2:07.784	48.758	43.316	35.710	173.9	15:08:33.879								
15		2:09.641	48.898	43.513	37.230	174.1	15:10:43.520								
16		2:07.606	48.776	43.125	35.705	172.5	15:12:51.126								
17		2:09.816	48.830	44.043	36.943	172.8	15:15:00.942								
18		2:12.597	50.133	45.909	36.555	171.4	15:17:13.539								
19		2:08.434	48.630	43.674	36.130	172.2	15:19:21.973								
20		2:31.641 P	50.783	47.925	52.933	171.4	15:21:53.614								
21		10:55.720	9:29.105	49.037	37.578	67.1	15:32:49.334								
22		2:09.353	48.928	43.312	37.113	170.8	15:34:58.687								
23		2:07.982	48.937	43.138	35.907	172.2	15:37:06.669								
24		2:08.127	49.006	43.206	35.915	172.8	15:39:14.796								
25		2:07.785	48.742	43.259	35.784	172.8	15:41:22.581								
26		2:10.215	49.226	43.077	37.912	172.8	15:43:32.796								
27		2:22.410	55.373	47.719	39.318	144.5	15:45:55.206								
28		2:07.510	48.869	42.938	35.703	170.3	15:48:02.716								
29		2:07.092	48.448	42.953	35.691	172.8	15:50:09.808								
30		2:40.528 P	54.472	52.178	53.878	140.8	15:52:50.336								
31		35:13.035	33:46.405	48.924	37.706	70.4	16:28:03.371								
32		2:06.870	48.318	42.994	35.558	173.0	16:30:10.241								
33		2:06.439	48.029	42.615	35.795	173.9	16:32:16.680								
34		2:11.625	48.241	42.878	40.506	173.3	16:34:28.305								
35		2:51.164	1:05.982	58.403	46.779	93.1	16:37:19.469								
36		2:06.847	48.273	42.904	35.670	171.9	16:39:26.316								
37		2:40.774 P	48.642	51.449	1:00.683	173.0	16:42:07.090								
38		20:20.989	18:52.197	51.167	37.625	63.3	17:02:28.079								
39		2:07.615	48.795	42.948	35.872	172.8	17:04:35.694								
40		2:08.749	48.642	43.891	36.216	177.0	17:06:44.443								
41		2:07.700	48.481	43.327	35.892	177.3	17:08:52.143								
42		3:01.275 P	48.571	1:02.238	1:10.466	177.0	17:11:53.418								
43		12:46.522	11:13.905	43.471	49.146	68.9	17:24:39.940								
44		2:07.961	49.355	42.562	36.044	165.1	17:26:47.901								
45		2:08.031	48.993	42.949	36.089	171.7	17:28:55.932								
46		2:07.647	48.838	42.993	35.816	173.3	17:31:03.579								
47		2:07.190	48.598	42.905	35.687	175.0	17:33:10.769								
48		2:07.877	48.752	43.481	35.644	174.1	17:35:18.646								
49		2:23.668 P	48.249	43.214	52.205	175.6	17:37:42.314								
50		11:37.433	10:10.354	50.201	36.878	71.8	17:49:19.747								
51		2:06.453	48.486	42.540	35.427	173.0	17:51:26.200								
52		2:06.913	48.523	42.830	35.560	172.8	17:53:33.113								
53		2:06.635	48.397	42.733	35.505	175.0	17:55:39.748								
54		2:57.065 P	55.552	1:00.066	1:01.447	137.0	17:58:36.813								





**Circuito de Madrid Jarama - RACI**  
**SAXO TROPHY JARAMA RACE**  
**Entrenamiento Privado**  
**Tiempos Por Vuelta**



118

Javier Conejero

Toyota Aygo **123**

Miguel Gonzalez

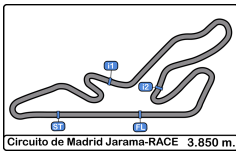
Toyota Aygo

ESCUDERIA PLASENCIA

ESCUDERIA CENTRO

Vta	D	Tiempo	Sector 1	Sector 2	Sector 3	T. Spd	Elapsed	Vta	D	Tiempo	Sector 1	Sector 2	Sector 3	T. Spd	Elapsed
1		14:11:33.297		14:10:54.102	39.195		14:11:33.297	1		14:14:26.562	14:12:53.020	53.551	39.991	62.2	14:14:26.562
2		2:20.355	52.922	48.341	39.092	147.3	14:13:53.652	2		2:33.390	56.275	56.895	40.220	150.0	14:16:59.952
3		2:20.070	52.848	48.379	38.843	146.7	14:16:13.722	3		3:17.798 P	1:04.250	1:08.646	1:04.902	145.5	14:20:17.750
4		8:12.347	6:44.361	48.316	39.670	78.9	14:24:26.069	4		3:58.702	2:29.558	49.193	39.951	73.7	14:24:16.452
5		2:22.155	53.897	48.468	39.790	147.7	14:26:48.224	5		2:22.559	53.877	49.104	39.578	149.1	14:26:39.011
6		8:36.571	7:09.071	48.324	39.176	68.8	14:35:24.795	6		2:37.195 P	53.288	48.752	55.155	149.3	14:29:16.206
7		2:21.651	54.307	48.425	38.919	151.4	14:37:46.446	7		6:08.233	4:40.640	48.379	39.214	69.5	14:35:24.439
8		2:37.991 P	53.043	51.737	53.211	151.6	14:40:24.437	8		2:21.545	54.120	48.446	38.979	150.0	14:37:45.984
9		5:13.770	3:46.369	48.302	39.099	74.3	14:45:38.207	9		2:40.274 P	54.113	52.511	53.650	151.4	14:40:26.258
10		2:20.264	52.821	48.349	39.094	148.5	14:47:58.471	10		12:56.514	11:20.112	51.462	44.940	69.3	14:53:22.772
11		2:21.016	52.869	48.501	39.646	148.3	14:50:19.487	11		2:22.270	53.731	49.067	39.472	151.8	14:55:45.042
12		2:19.785	52.565	48.245	38.975	151.0	14:52:39.272	12		2:21.002	53.266	48.469	39.267	149.1	14:58:06.044
13		2:28.171 P	52.718	48.355	47.098	147.7	14:55:07.443	13		2:21.966	53.486	48.922	39.558	148.7	15:00:28.010
14		51:54.443	50:27.223	48.046	39.174	70.8	15:47:01.886	14		2:20.672	52.860	48.758	39.054	148.9	15:02:48.682
15		2:19.798	52.680	48.215	38.903	148.5	15:49:21.684	15		2:20.381	52.849	48.552	38.980	150.0	15:05:09.063
16		2:19.845	52.758	48.187	38.900	146.7	15:51:41.529	16		2:29.759	57.260	53.050	39.449	149.3	15:07:38.822
17		2:20.134	52.828	48.333	38.973	146.5	15:54:01.663	17		2:20.034	52.740	48.328	38.966	148.9	15:09:58.856
18		2:20.869	53.979	48.180	38.710	147.7	15:56:22.532	18		2:21.891	53.503	49.362	39.026	150.0	15:12:20.747
19		2:19.723	52.476	48.142	39.105	149.3	15:58:42.255	19		2:43.791	56.050	1:07.201	40.540	148.5	15:15:04.538
20		2:19.453	52.686	48.183	<b>38.584</b>	147.1	16:01:01.708	20		2:20.495	52.763	48.581	39.151	150.4	15:17:25.033
21		2:28.249 P	52.764	48.210	47.275	147.7	16:03:29.957	21		2:19.699	52.702	48.314	38.683	151.6	15:19:44.732
22		4:53.738	3:17.523	54.647	41.568	71.1	16:08:23.695	22		2:19.686	52.602	48.576	<b>38.508</b>	151.8	15:22:04.418
23		2:19.459	52.718	48.024	38.717	146.7	16:10:43.154	23		2:49.566 P	54.273	59.163	56.130	149.3	15:24:53.984
24		<b>2:19.245</b>	<b>52.454</b>	48.034	38.757	148.3	16:13:02.399	24		33:37.026	32:01.709	56.025	39.292	64.8	15:58:31.010
25		2:33.357 P	52.516	49.495	51.346	147.3	16:15:35.756	25		2:24.944	55.385	50.419	39.140	152.1	16:00:55.954
26		51:16.505	49:44.394	53.028	39.083	67.1	17:06:52.261	26		2:21.114	53.605	48.566	38.943	146.5	16:03:17.068
27		2:20.055	52.642	48.302	39.111	150.8	17:09:12.316	27		2:20.700	53.058	48.629	39.013	150.0	16:05:37.768
28		3:08.820 P	58.413	1:03.981	1:06.426	149.3	17:12:21.136	28		2:20.118	52.927	48.384	38.807	148.9	16:07:57.886
29		4:37.781	3:09.629	48.988	39.164	76.8	17:16:58.917	29		<b>2:19.518</b>	<b>52.463</b>	<b>48.197</b>	38.858	150.8	16:10:17.404
30		2:20.395	52.868	48.636	38.891	148.5	17:19:19.312	30		2:42.994 P	52.765	54.090	56.139	151.0	16:13:00.398
31		2:19.960	53.027	48.165	38.768	147.3	17:21:39.272	31		41:57.172	40:23.600	54.602	38.970	58.9	16:54:57.570
32		2:20.116	52.773	48.450	38.893	147.7	17:23:59.388	32		2:20.097	52.870	48.526	38.701	151.2	16:57:17.667
33		2:19.604	52.650	48.074	38.880	148.9	17:26:18.992	33		2:20.850	52.954	48.958	38.938	150.4	16:59:38.517
34		2:19.446	52.678	<b>47.987</b>	38.781	147.3	17:28:38.438	34		2:34.362 P	52.927	53.620	47.815	149.3	17:02:12.879
35		2:20.611	52.796	48.801	39.014	147.1	17:30:59.049	35		8:54.274 P	7:15.382	49.969	48.923	66.9	17:11:07.153
36		2:19.280	52.558	48.123	38.599	148.9	17:33:18.329	36		5:23.473	3:55.623	48.766	39.084	77.7	17:16:30.626
37		2:19.664	52.763	48.247	38.654	147.9	17:35:37.993	37		2:29.171	53.844	56.031	39.296	150.0	17:18:59.797
38		2:19.350	52.575	48.045	38.730	150.0	17:37:57.343	38		2:20.029	52.760	48.338	38.931	152.3	17:21:19.826
39		2:19.797	52.658	48.392	38.747	148.7	17:40:17.140	39		2:20.368	52.988	48.463	38.917	149.7	17:23:40.194
40		11:29.013	10:01.663	48.360	38.990	77.8	17:51:46.153	40		2:33.293 P	53.008	53.189	47.096	151.8	17:26:13.487
41		2:20.016	52.731	48.343	38.942	147.9	17:54:06.169	41		6:36.516	4:58.353	57.401	40.762	64.9	17:32:50.003
42		2:21.188	53.954	48.351	38.883	147.7	17:56:27.357	42		2:27.412	56.086	50.242	41.084	149.5	17:35:17.415
43		2:35.117 P	53.561	49.816	51.740	145.5	17:59:02.474	43		2:22.053	53.512	49.198	39.343	149.7	17:37:39.468
44								44		2:21.608	53.094	49.038	39.476	149.3	17:40:01.076
45								45		2:21.479	53.202	48.926	39.351	150.0	17:42:22.555
46								46		2:21.165	53.127	48.880	39.158	150.4	17:44:43.720
47								47		2:20.527	52.892	48.729	38.906	150.6	17:47:04.247
48								48		2:20.107	52.779	48.527	38.801	148.7	17:49:24.354
49								49		2:20.110	52.554	48.448	39.108	148.9	17:51:44.464
50								50		2:22.529	52.956	50.593	38.980	149.3	17:54:06.993
51								51		2:22.687	55.125	48.622	38.940	151.4	17:56:29.680
52								52		2:37.923 P	52.874	48.798	56.251	149.5	17:59:07.603





**Circuito de Madrid Jarama - RACI**  
**SAXO TROPHY JARAMA RACE**  
 Entrenamiento Privado  
**Tiempos Por Vuelta**



177

Jan Acero

Toyota Aygo 199

Alberto Dorsch

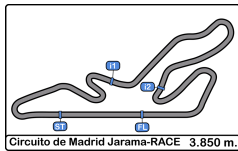
Toyota Aygo

ESCUADERIA BAIX EMPORDA

RACE

Vta	D	Tiempo	Sector 1	Sector 2	Sector 3	T. Spd	Elapsed	Vta	D	Tiempo	Sector 1	Sector 2	Sector 3	T. Spd	Elapsed
1		14:36:21.752	14:34:48.840	50.652	42.260	67.6	14:36:21.752	1		17:16:32.045	17:15:03.563	48.850	39.632	60.2	17:16:32.045
2		2:26.504	54.884	51.377	40.243	146.3	14:38:48.256	2		2:21.714	53.304	48.943	39.467	148.5	17:18:53.759
3		2:45.914 P	53.971	50.856	1:01.087	147.5	14:41:34.170	3		2:23.005	54.297	49.182	39.526	148.1	17:21:16.764
4		4:08.051	2:39.173	48.969	39.909	74.3	14:45:42.221	4		2:22.336	53.277	48.999	40.060	144.3	17:23:39.100
5		2:23.233	54.488	48.905	39.840	144.1	14:48:05.454	5		2:25.108	55.286	49.396	40.426	130.2	17:26:04.208
6		2:23.235	55.127	48.528	39.580	146.5	14:50:28.689	6		11:24.881	9:56.632	49.006	39.243	68.6	17:37:29.089
7		2:32.898 P	53.977	48.935	49.986	147.5	14:53:01.587	7		2:22.381	53.804	49.150	39.427	146.3	17:39:51.470
8		24:46.290	23:11.351	53.950	40.989	68.3	15:17:47.877	8		2:24.441	54.797	50.267	39.377	138.2	17:42:15.911
9		2:26.091	56.187	50.149	39.755	144.7	15:20:13.968	9		2:21.733	53.377	49.104	39.252	145.3	17:44:37.644
10		2:24.398	53.868	50.228	40.302	146.9	15:22:38.366	10		2:23.599	53.025	49.306	41.268	145.7	17:47:01.243
11		2:23.404	54.213	49.372	39.819	145.1	15:25:01.770	11		2:26.004	57.595	48.910	39.499	111.5	17:49:27.247
12		2:22.444	54.126	48.521	39.797	144.0	15:27:24.214	12		2:21.984	53.485	49.032	39.467	144.1	17:51:49.231
13		2:22.622	53.914	48.885	39.823	143.8	15:29:46.836	13		2:22.449	53.560	49.418	39.471	144.5	17:54:11.680
14		2:44.791 P	55.296	53.577	55.918	144.7	15:32:31.627	14		2:26.484	54.796	52.260	39.428	144.7	17:56:38.164
15		26:18.009	24:49.433	48.895	39.681	60.4	15:58:49.636	15		2:44.551 P	55.784	51.657	57.110	145.9	17:59:22.715
16		2:22.393	53.897	48.820	39.676	144.5	16:01:12.029								
17		2:22.749	54.569	48.678	39.502	144.5	16:03:34.778								
18		2:21.462	53.620	48.383	39.459	146.3	16:05:56.240								
19		2:30.460	53.339	50.180	46.941	146.5	16:08:26.700								
20		2:21.900	53.585	48.586	39.729	143.2	16:10:48.600								
21		2:21.296	53.588	48.512	39.196	144.9	16:13:09.896								
22		2:40.435 P	53.521	53.482	53.432	144.7	16:15:50.331								
23		36:11.247	34:30.435	1:00.677	40.135	60.4	16:52:01.578								
24		2:22.355	53.934	48.785	39.636	146.3	16:54:23.933								
25		2:22.099	53.855	48.565	39.679	145.3	16:56:46.032								
26		2:21.670	53.943	48.283	39.444	147.3	16:59:07.702								
27		2:22.155	53.954	48.774	39.427	144.9	17:01:29.857								
28		2:34.283 P	54.041	49.418	50.824	144.7	17:04:04.140								
29		25:33.619	23:51.744	1:00.424	41.451	59.3	17:29:37.759								
30		2:22.747	53.961	48.730	40.056	144.3	17:32:00.506								
31		2:23.160	53.938	49.112	40.110	145.7	17:34:23.666								
32		2:55.228 P	1:04.039	58.381	52.808	142.4	17:37:18.894								
33		3:04.949	1:36.452	48.750	39.747	41.6	17:40:23.843								
34		2:22.430	53.566	49.347	39.517	147.5	17:42:46.273								
35		2:22.645	53.915	48.707	40.023	149.7	17:45:08.918								
36		2:23.499	53.933	49.646	39.920	147.9	17:47:32.417								
37		2:37.897 P	55.447	49.576	52.874	149.1	17:50:10.314								



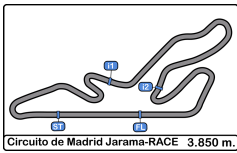


**Circuito de Madrid Jarama - RACE**  
**SAXO TROPHY JARAMA RACE**  
**Entrenamiento Privado**  
**Mejores Sectores**



Sector - 1			Sector - 2			Sector - 3			Vta. Ideal vs Mejor Vta.						
Clas	B.	Piloto	Tiempo	B.	Piloto	Tiempo	B.	Piloto	Tiempo	Clas	B.	Piloto	Ideal Lap	Best Lap	Clas
1	60	Julian Mazuecos	47.194	60	Julian Mazuecos	41.716	60	Julian Mazuecos	34.686	1	60	Julian Mazuecos	2:03.596	2:03.872	1
2	44	Jesus Rodriguez	47.252	64	Alexander Villanueva	41.760	64	Alexander Villanueva	34.742	2	64	Alexander Villanueva	2:03.840	2:04.038	2
3	41	Ivan Riera	47.277	26	Daniel Martinez	41.880	41	Ivan Riera	34.752	3	41	Ivan Riera	2:03.991	2:04.092	3
4	64	Alexander Villanueva	47.338	6	Francisco Comendador	41.891	13	U' aar&A&A&A;[	34.816	4	44	Jesus Rodriguez	2:04.059	2:04.218	5
5	70	Santiago Castilla	47.341	44	Jesus Rodriguez	41.914	26	Daniel Martinez	34.820	5	26	Daniel Martinez	2:04.062	2:04.133	4
6	6	Francisco Comendador	47.360	13	U' aar&A&A&A;[	41.927	70	Santiago Castilla	34.868	6	70	Santiago Castilla	2:04.137	2:04.483	7
7	26	Daniel Martinez	47.362	70	Santiago Castilla	41.928	77	Agustin Arce	34.874	7	13	R } aae&A&A;[	2:04.179	2:04.289	6
8	48	Antonio Castillo	47.364	41	Ivan Riera	41.962	44	Jesus Rodriguez	34.893	8	6	Francisco Comendador	2:04.267	2:04.500	8
9	13	U' aar&A&A&A;[	47.436	20	Andrea Fernandez	42.081	17	Francisco Jose Amaro	34.918	9	96	Luis Alvarez	2:04.506	2:04.702	9
10	96	Luis Alvarez	47.452	96	Luis Alvarez	42.115	96	Luis Alvarez	34.939	10	77	Agustin Arce	2:04.647	2:05.030	13
11	77	Agustin Arce	47.453	17	Francisco Jose Amaro	42.165	6	Francisco Comendador	35.016	11	17	Francisco Jose Amaro	2:04.671	2:04.957	12
12	35	Jose Maria Albal	47.490	59	Vicente Valles	42.218	55	David Rodriguez	35.059	12	48	Antonio Castillo	2:04.736	2:04.755	10
13	17	Francisco Jose Amaro	47.588	73	Fernando Paniagua	42.276	20	Andrea Fernandez	35.073	13	20	Andrea Fernandez	2:04.896	2:05.084	14
14	43	Javier Albar	47.663	48	Antonio Castillo	42.285	10	Alberto Lazaro	35.076	14	35	Jose Maria Albal	2:04.953	2:04.953	11
15	59	Vicente Valles	47.683	35	Jose Maria Albal	42.295	48	Antonio Castillo	35.087	15	59	Vicente Valles	2:05.069	2:05.445	18
16	9	Arkaitz Uranga	47.685	43	Javier Albar	42.297	59	Vicente Valles	35.168	16	43	Javier Albar	2:05.159	2:05.346	17
17	78	Angel Cabello	47.725	77	Agustin Arce	42.320	35	Jose Maria Albal	35.168	17	10	Alberto Lazaro	2:05.216	2:05.323	16
18	36	Miguel Rufino	47.731	55	David Rodriguez	42.328	43	Javier Albar	35.199	18	55	David Rodriguez	2:05.240	2:05.316	15
19	20	Andrea Fernandez	47.742	10	Alberto Lazaro	42.340	36	Miguel Rufino	35.217	19	36	Miguel Rufino	2:05.374	2:05.508	19
20	76	Carlota Villanueva	47.773	75	Francisco Vazquez	42.383	78	Angel Cabello	35.240	20	75	Francisco Vazquez	2:05.522	2:05.554	20
21	10	Alberto Lazaro	47.800	36	Miguel Rufino	42.426	9	Arkaitz Uranga	35.276	21	76	Carlota Villanueva	2:05.523	2:05.823	21
22	73	Fernando Paniagua	47.841	76	Carlota Villanueva	42.452	75	Francisco Vazquez	35.296	22	9	Arkaitz Uranga	2:05.670	2:05.906	22
23	75	Francisco Vazquez	47.843	98	Deogracias Millan	42.540	76	Carlota Villanueva	35.298	23	78	Angel Cabello	2:05.865	2:05.996	23
24	55	David Rodriguez	47.853	9	Arkaitz Uranga	42.709	79	Angel Lucena	35.395	24	73	Fernando Paniagua	2:05.922	2:07.332	34
25	79	Angel Lucena	47.896	85	Pablo Blanco	42.724	5	Gomez - Gomez	35.401	25	98	Deogracias Millan	2:05.996	2:06.439	25
26	15	Juan Ramon Garcia	48.020	24	Marcos Gonzalez	42.817	98	Deogracias Millan	35.427	26	79	Angel Lucena	2:06.155	2:06.286	24
27	98	Deogracias Millan	48.029	95	Gonzalo Alvarez	42.838	11	Daniel Oliver	35.428	27	11	Daniel Oliver	2:06.350	2:06.753	27
28	11	Daniel Oliver	48.056	79	Angel Lucena	42.864	15	Juan Ramon Garcia	35.439	28	15	Juan Ramon Garcia	2:06.359	2:06.813	28
29	14	Antonio Honrado	48.154	11	Daniel Oliver	42.866	14	Antonio Honrado	35.450	29	14	Antonio Honrado	2:06.504	2:06.931	29
30	5	Gomez - Gomez	48.293	49	Jose Antonio Martin	42.868	85	Pablo Blanco	35.501	30	85	Pablo Blanco	2:06.539	2:06.625	26
31	80	Oscar Montalvo	48.303	78	Angel Cabello	42.900	39	Ralf Henri	35.529	31	5	Jonathan Gomez	2:06.749	2:07.011	31
32	85	Pablo Blanco	48.314	15	Juan Ramon Garcia	42.900	7	Alvaro Ruiz	35.552	32	39	Ralf Henri	2:06.786	2:06.988	30
33	4	Ricard Cano	48.337	14	Antonio Honrado	42.900	49	Jose Antonio Martin	35.576	33	49	Jose Antonio Martin	2:06.827	2:07.437	36
34	39	Ralf Henri	48.348	39	Ralf Henri	42.909	4	Ricard Cano	35.604	34	24	Marcos Gonzalez	2:06.913	2:07.418	35
35	49	Jose Antonio Martin	48.383	65	Fernandez - Cozar	42.920	80	Oscar Montalvo	35.665	35	80	Oscar Montalvo	2:06.982	2:07.174	32
36	7	Alvaro Ruiz	48.395	80	Oscar Montalvo	43.014	24	Marcos Gonzalez	35.679	36	4	Ricard Cano	2:07.185	2:07.449	37
37	24	Marcos Gonzalez	48.417	5	Gomez - Gomez	43.055	65	Fernandez - Cozar	35.709	37	7	Alvaro Ruiz	2:07.222	2:07.308	33
38	27	Ramon Vidal	48.634	27	Ramon Vidal	43.098	3	Ø&A&A&A;[	35.749	38	95	Gonzalo Alvarez	2:07.426	2:08.006	40
39	3	Ø&A&A&A;[	48.643	3	Ø&A&A&A;[	43.165	12	Manuel Isidro	35.790	39	65	Roberto Fernandez	2:07.434	2:07.510	38
40	18	Carlos Arco	48.646	4	Ricard Cano	43.244	73	Fernando Paniagua	35.805	40	3	Ø&A&A&A;[	2:07.557	2:07.583	39
41	23	Mariano Esteban	48.657	23	Mariano Esteban	43.264	86	Sergio Cabal	35.829	41	27	Ramon Vidal	2:07.774	2:08.166	41
42	95	Gonzalo Alvarez	48.701	7	Alvaro Ruiz	43.275	22	Ø&A&A&A;[	35.839	42	18	Carlos Arco	2:07.817	2:08.167	42
43	65	Fernandez - Cozar	48.805	18	Carlos Arco	43.275	95	Gonzalo Alvarez	35.887	43	23	Mariano Esteban	2:07.847	2:09.107	47
44	22	Ø&A&A&A;[	48.845	19	Juan Dominguez	43.383	18	Carlos Arco	35.896	44	22	Ø&A&A&A;[	2:08.112	2:08.309	43
45	12	Manuel Isidro	48.854	22	Ø&A&A&A;[	43.428	23	Mariano Esteban	35.926	45	19	Juan Dominguez	2:08.320	2:08.510	44
46	54	Borja Arrizabalaga	48.904	86	Sergio Cabal	43.457	19	Juan Dominguez	35.996	46	86	Sergio Cabal	2:08.539	2:08.826	46
47	19	Juan Dominguez	48.941	8	Alex Tomas	43.558	27	Ramon Vidal	36.042	47	12	Manuel Isidro	2:08.602	2:09.225	48
48	86	Sergio Cabal	49.253	54	Borja Arrizabalaga	43.698	54	Borja Arrizabalaga	36.057	48	54	Borja Arrizabalaga	2:08.659	2:08.659	45
49	16	Victor Ambite	49.565	12	Manuel Isidro	43.958	8	Alex Tomas	36.660	49	8	Alex Tomas	2:10.174	2:11.985	50
50	8	Alex Tomas	49.956	16	Victor Ambite	44.531	16	Victor Ambite	36.695	50	16	Victor Ambite	2:10.791	2:11.446	49
51	11	Javier Conejero	52.454	30	Mario Castro	46.073	123	Miguel Gonzalez	38.508	51	118	Javier Conejero	2:19.025	2:19.245	51
52	12	Miguel Gonzalez	52.463	118	Javier Conejero	47.987	118	Javier Conejero	38.584	52	123	Miguel Gonzalez	2:19.168	2:19.518	52
53	11	Luis Quintana	52.583	114	Luis Quintana	48.087	114	Luis Quintana	38.618	53	114	Luis Quintana	2:19.288	2:19.671	53
54	37	Victor Cantin	52.933	123	Miguel Gonzalez	48.197	177	Jan Acero	39.196	54	177	Jan Acero	2:20.818	2:21.296	54
55	19	Alberto Dorsch	53.025	177	Jan Acero	48.283	199	Alberto Dorsch	39.243	55	199	Alberto Dorsch	2:21.118	2:21.714	55
56	17	Jan Acero	53.339	199	Alberto Dorsch	48.850	37	Victor Cantin	39.625	56	37	Victor Cantin	2:22.177	2:23.651	56





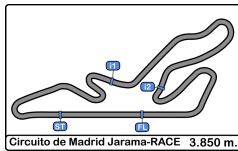
**Circuito de Madrid Jarama - RACI**  
**SAXO TROPHY JARAMA RACE**  
**Entrenamiento Privado**  
**Mejores Sectores**



Circuito de Madrid Jarama-RACE 3.850 m.

Sector - 1			Sector - 2			Sector - 3			Vta. Ideal vs Mejor Vta.						
Clas	B.	Piloto	Tiempo	B.	Piloto	Tiempo	B.	Piloto	Tiempo	Clas	B.	Piloto	Ideal Lap	Best Lap	Clas
57	30	Mario Castro	3:22.537	37	Victor Cantin	49.619	30	Mario Castro	40.152	57	30	Mario Castro	4:48.762	4:50.399	57





**Circuito de Madrid Jarama - RACI**  
**SAXO TROPHY JARAMA RACE**  
**Entrenamiento Privado**  
**5 Mejores Tiempos**

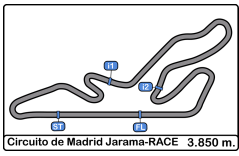


Circuito de Madrid Jarama-RACE 3.850 m.

Cls	B. Piloto	Cat	Cls	Equipo	Vehiculo	Mejor 1		Mejor 2		Mejor 3		Mejor 4		Mejor 5	
						Tiemp	Vta	Tiemp	Vta	Tiemp	Vta	Tiemp	Vta	Tiemp	Vta
1	60 Julian Mazuecos			CIUDAD DE GETAFE	Ö&[ => ÁJ&[	2:03.872	30	2:04.130	19	2:04.163	9	2:04.190	15	2:04.277	23
2	64 Alexander Villanueva			EFICAR TEAM	Ö&[ => ÁJ&[	2:04.038	39	2:04.086	36	2:04.174	40	2:04.178	35	2:04.185	48
3	41 Ivan Riera			EFICAR TEAM	Ö&[ => ÁJ&[	2:04.092	6	2:04.192	12	2:04.375	13	2:04.397	9	2:04.420	3
4	26 Daniel Martinez			VSR MOTORSPORT	Ö&[ => ÁJ&[	2:04.133	21	2:04.236	20	2:04.375	17	2:04.497	8	2:04.521	14
5	44 Jesus Rodriguez			DESGUACES LA TORRE	Ö&[ => ÁJ&[	2:04.218	12	2:04.857	20	2:04.868	7	2:05.064	22	2:05.119	19
6	13 R ) &[ => ÁJ&[			ULTIMA VUELTA	Ö&[ => ÁJ&[	2:04.289	28	2:04.368	35	2:04.531	25	2:04.656	29	2:04.766	14
7	70 Santiago Castilla			EFICAR TEAM	Ö&[ => ÁJ&[	2:04.483	12	2:04.517	4	2:04.517	5	2:04.687	11	2:04.706	13
8	6 Francisco Comendador			VSR MOTORSPORT	Ö&[ => ÁJ&[	2:04.500	18	2:04.908	33	2:04.942	31	2:04.954	9	2:04.989	30
9	96 Luis Alvarez			PROMOCOPA	Ö&[ => ÁJ&[	2:04.702	16	2:04.892	14	2:04.980	4	2:04.993	3	2:05.029	20
10	48 Antonio Castillo			VSR MOTORSPORT	Ö&[ => ÁJ&[	2:04.755	23	2:05.185	22	2:05.251	12	2:05.360	21	2:05.526	20
11	35 Jose Maria Albal			ÚÓ-Ö&[ => ÁJ&[	Ö&[ => ÁJ&[	2:04.953	6	2:05.610	5	2:05.998	10	2:06.387	4	2:06.410	13
12	17 Francisco Jose Amaro			ULTIMA VUELTA	Ö&[ => ÁJ&[	2:04.957	42	2:05.299	46	2:05.478	37	2:05.510	4	2:05.573	30
13	77 Agustin Arce			VSR MOTORSPORT	Ö&[ => ÁJ&[	2:05.030	28	2:05.089	15	2:05.125	31	2:05.246	19	2:05.416	20
14	20 Andrea Fernandez			EFICAR TEAM	Ö&[ => ÁJ&[	2:05.084	20	2:05.273	29	2:05.281	47	2:05.335	27	2:05.432	14
15	55 David Rodriguez			DESGUACES LA TORRE	Ö&[ => ÁJ&[	2:05.316	41	2:05.626	45	2:05.936	25	2:05.966	26	2:05.975	44
16	10 Alberto Lazaro			ALBERTO LAZARO	Ö&[ => ÁJ&[	2:05.323	15	2:05.508	10	2:05.540	31	2:05.593	16	2:05.645	35
17	43 Javier Albar			DESGUACES LA TORRE	Ö&[ => ÁJ&[	2:05.346	27	2:05.447	22	2:05.481	15	2:05.624	16	2:05.650	30
18	59 Vicente Valles			VSR MOTORSPORT	Ö&[ => ÁJ&[	2:05.445	31	2:05.645	32	2:05.733	26	2:05.749	22	2:05.832	27
19	36 Miguel Rufino			ESCUADERIA CARTHAGO	Ö&[ => ÁJ&[	2:05.508	18	2:05.601	15	2:05.829	11	2:05.844	16	2:05.892	13
20	75 Francisco Vazquez			PROMOCOPA	Ö&[ => ÁJ&[	2:05.554	52	2:05.954	29	2:05.987	16	2:06.061	17	2:06.062	39
21	76 Carlota Villanueva			EFICAR TEAM	Ö&[ => ÁJ&[	2:05.823	29	2:06.050	30	2:06.323	28	2:06.844	21	2:06.983	23
22	9 Arkaitz Uranga			R.A.C. CIRCUITO GUADALOPE	Ö&[ => ÁJ&[	2:05.906	24	2:05.938	40	2:06.179	16	2:06.223	14	2:06.413	41
23	78 Angel Cabello			RASANTE SPORT	Ö&[ => ÁJ&[	2:05.996	23	2:06.064	22	2:06.347	14	2:07.010	10	2:07.163	26
24	79 Angel Lucena			RASANTE SPORT	Ö&[ => ÁJ&[	2:06.286	22	2:06.675	16	2:07.137	13	2:07.900	20	2:08.214	11
25	98 Deogracias Millan			RX PRO RACING	Ö&[ => ÁJ&[	2:06.439	33	2:06.453	51	2:06.635	53	2:06.847	36	2:06.870	32
26	85 Pablo Blanco			PROMOCOPA	Ö&[ => ÁJ&[	2:06.625	42	2:06.934	37	2:06.992	33	2:07.106	39	2:07.373	32
27	11 Daniel Oliver			R.A.C. CIRCUITO GUADALOPE	Ö&[ => ÁJ&[	2:06.753	40	2:06.876	39	2:06.952	35	2:07.260	41	2:07.463	6
28	15 Juan Ramon Garcia			DESGUACES LA TORRE	Ö&[ => ÁJ&[	2:06.813	21	2:06.912	8	2:07.180	10	2:07.243	7	2:07.537	13
29	14 Antonio Honrado			PROMOCOPA	Ö&[ => ÁJ&[	2:06.931	19	2:06.938	22	2:06.954	24	2:06.981	13	2:07.112	20
30	39 Ralf Henri			DESGUACES LA TORRE	Ö&[ => ÁJ&[	2:06.988	29	2:07.027	33	2:07.358	28	2:07.399	35	2:07.416	53
31	5 Jonathan Gomez			ÚÓ-Ö&[ => ÁJ&[	Ö&[ => ÁJ&[	2:07.011	25	2:07.163	21	2:07.222	24	2:07.269	9	2:07.419	22
32	80 Oscar Montalvo			RX PRO RACING	Ö&[ => ÁJ&[	2:07.174	33	2:07.286	16	2:07.296	34	2:07.388	23	2:07.465	32
33	7 Alvaro Ruiz			PROMOCOPA	Ö&[ => ÁJ&[	2:07.308	8	2:07.804	14	2:08.087	7	2:09.317	15	2:11.793	4
34	73 Fernando Paniagua			VSR MOTORSPORT	Ö&[ => ÁJ&[	2:07.332	3	2:07.722	2	2:14.194	4				
35	24 Marcos Gonzalez			ULTIMA VUELTA	Ö&[ => ÁJ&[	2:07.418	38	2:07.651	34	2:07.663	36	2:08.093	35	2:08.108	41
36	49 Jose Antonio Martin			C.D PLEMAR SPORT	Ö&[ => ÁJ&[	2:07.437	29	2:07.501	6	2:07.544	22	2:07.565	17	2:07.668	12
37	4 Ricard Cano	R	1	PROMOCOPA	Ö&[ => ÁJ&[	2:07.449	20	2:07.549	19	2:07.604	14	2:07.700	40	2:07.712	38
38	65 Roberto Fernandez			CIUDAD DE GETAFE	Ö&[ => ÁJ&[	2:07.510	23	2:07.863	14	2:08.135	13	2:08.201	22	2:08.717	20
39	3 Ö&[ => ÁJ&[			PROMOCOPA	Ö&[ => ÁJ&[	2:07.583	17	2:08.246	16	2:08.451	13	2:09.354	12	2:09.617	7
40	95 Gonzalo Alvarez	R	2	PROMOCOPA	Ö&[ => ÁJ&[	2:08.006	23	2:08.048	28	2:08.119	24	2:08.186	20	2:08.343	29
41	27 Ramon Vidal	R	3	PROMOCOPA	Ö&[ => ÁJ&[	2:08.166	25	2:08.206	33	2:08.627	40	2:08.687	35	2:08.752	26
42	18 Carlos Arco			R.A.C. CIRCUITO GUADALOPE	Ö&[ => ÁJ&[	2:08.167	14	2:08.489	9	2:08.743	7	2:08.835	8	2:09.363	10
43	22 Ö&[ => ÁJ&[			R.A.C. CIRCUITO GUADALOPE	Ö&[ => ÁJ&[	2:08.309	8	2:08.802	18	2:08.870	12	2:09.022	11	2:10.080	6
44	19 Juan Dominguez	R	4	AUTOMOVIL CLUB VEC	Ö&[ => ÁJ&[	2:08.510	8	2:08.746	6	2:09.506	7	2:10.879	14	2:12.286	5
45	54 Borja Arrizabalaga			PROMOCOPA	Ö&[ => ÁJ&[	2:08.659	6	2:09.030	5	2:09.630	4	2:10.035	10	2:10.327	11
46	86 Sergio Cabal			RASANTE SPORT	Ö&[ => ÁJ&[	2:08.826	4	2:08.826	13	2:09.117	17	2:09.243	21	2:09.258	12
47	23 Mariano Esteban	R	5	VSR MOTORSPORT	Ö&[ => ÁJ&[	2:09.107	6	2:09.583	7	2:09.727	4	2:10.344	9	2:10.657	5
48	12 Manuel Isidro	R	6	EFICAR TEAM	Ö&[ => ÁJ&[	2:09.225	31	2:09.562	26	2:09.613	3	2:09.778	13	2:09.891	2
49	16 Victor Ambite	R	7	CIUDAD DE GETAFE	Ö&[ => ÁJ&[	2:11.446	6	2:11.909	9	2:12.617	8	2:14.055	3	2:18.931	10
50	8 Alex Tomas			ALEX TOMAS VARELA	Ö&[ => ÁJ&[	2:11.985	16	2:12.396	12	2:12.819	7	2:12.826	6	2:13.002	8
51	118 Javier Conejero			ESCUADERIA PLASENCIA	Toyota Aygo	2:19.245	24	2:19.280	36	2:19.350	38	2:19.446	34	2:19.453	20
52	123 Miguel Gonzalez			ESCUADERIA CENTRO	Toyota Aygo	2:19.518	29	2:19.686	22	2:19.699	21	2:20.029	38	2:20.034	17
53	114 Luis Quintana			MOTORISMO RACING	Toyota Aygo	2:19.671	8	2:20.121	7	2:20.316	4	2:24.779	3	2:25.628	2
54	177 Jan Acero			ESCUADERIA BAIX	Toyota Aygo	2:21.296	21	2:21.462	18	2:21.670	26	2:21.900	20	2:22.099	25
55	199 Alberto Dorsch			RACE	Toyota Aygo	2:21.714	2	2:21.733	9	2:21.984	12	2:22.336	4	2:22.381	7
56	37 Victor Cantin			VICTOR CANTIN PINILLA	Ö&[ => ÁJ&[	2:23.651	11	2:23.931	5	2:24.274	12	2:25.098	13	2:25.254	8







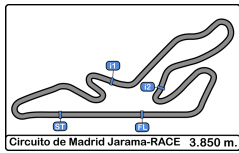
Circuito de Madrid Jarama - RACI  
**SAXO TROPHY JARAMA RACE**  
 Entrenamiento Privado  
**5 Mejores Tiempos**



Circuito de Madrid Jarama-RACE 3.850 m.

Cls	B. Piloto	Cat	Cls	Equipo	Vehiculo	Mejor 1		Mejor 2		Mejor 3		Mejor 4		Mejor 5	
						Tiemp	Vta	Tiemp	Vta	Tiemp	Vta	Tiemp	Vta	Tiemp	Vta
57	30 Mario Castro			PROMOCOPA	Ôäi [ => ÁJææ[	4:50.399	2	5:10.172	3						





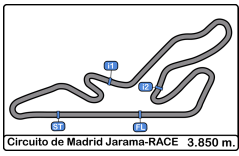
**Circuito de Madrid Jarama - RACI**  
**SAXO TROPHY JARAMA RACE**  
**Entrenamiento Privado**  
**5 Mejores Velocidades**



Circuito de Madrid Jarama-RACE 3.850 m.

Clas	B.	Piloto	Cat	Cls	Equipo	Vehiculo	Top 1		Top 2		Top 3		Top 4		Top 5		Avg
							Km/h	Vta	Km/h	Vta	Km/h	Vta	Km/h	Vta	Km/h	Vta	
1	44	Jesus Rodriguez			DESGUACES LA TORRE	Óase[ => ÁJae[	181.2	18	178.5	12	178.2	21	177.6	19	177.3	20	178.5
2	60	Julian Mazuecos			CIUDAD DE GETAFE	Óase[ => ÁJae[	180.6	18	180.3	12	179.7	11	179.1	4	178.5	27	179.6
3	64	Alexander Villanueva			EFICAR TEAM	Óase[ => ÁJae[	179.1	35	179.1	52	177.3	31	177.3	32	177.0	10	177.9
4	75	Francisco Vazquez			PROMOCOPA	Óase[ => ÁJae[	178.8	34	177.3	4	177.3	5	177.0	3	177.0	35	177.5
5	17	Francisco Jose Amaro			ULTIMA VUELTA	Óase[ => ÁJae[	178.5	43	177.0	42	175.8	5	175.8	33	175.8	38	176.6
6	49	Jose Antonio Martin			C.D PLEMAR SPORT	Óase[ => ÁJae[	177.9	7	176.4	33	176.1	29	175.3	6	175.0	30	176.1
7	70	Santiago Castilla			EFICAR TEAM	Óase[ => ÁJae[	177.9	5	177.0	4	176.1	6	176.1	7	175.8	13	176.6
8	96	Luis Alvarez			PROMOCOPA	Óase[ => ÁJae[	177.9	2	177.3	3	176.7	4	176.7	16	176.7	34	177.1
9	10	Alberto Lazaro			ALBERTO LAZARO BARRASA	Óase[ => ÁJae[	177.3	21	174.4	3	174.4	6	174.4	20	174.1	35	174.9
10	13	Rafael Ángel			ULTIMA VUELTA	Óase[ => ÁJae[	177.3	38	177.0	26	176.7	37	176.4	7	176.4	34	176.8
11	26	Daniel Martinez			VSR MOTORSPORT	Óase[ => ÁJae[	177.3	3	175.0	9	174.7	8	174.4	2	173.6	6	175.0
12	98	Deogracias Millan			RX PRO RACING	Óase[ => ÁJae[	177.3	41	177.0	40	177.0	42	176.7	9	175.8	8	176.8
13	35	Jose Maria Albal			ÚÓ- a&sbwut ux&sbwut&sbwut&sbwut&sbwut&sbwut	Óase[ => ÁJae[	177.0	7	176.4	6	175.6	2	175.6	5	175.6	11	176.0
14	41	Ivan Riera			EFICAR TEAM	Óase[ => ÁJae[	177.0	10	175.6	6	175.3	7	174.7	14	173.9	3	175.3
15	79	Angel Lucena			RASANTE SPORT	Óase[ => ÁJae[	177.0	4	177.0	19	176.7	7	176.7	8	176.4	22	176.8
16	27	Ramon Vidal	R	1	PROMOCOPA	Óase[ => ÁJae[	176.7	11	176.4	18	176.1	14	176.1	25	175.8	12	176.2
17	39	Ralf Henri			DESGUACES LA TORRE	Óase[ => ÁJae[	176.7	14	175.6	15	173.0	13	172.8	39	172.5	44	174.1
18	48	Antonio Castillo			VSR MOTORSPORT	Óase[ => ÁJae[	176.7	13	175.8	11	174.7	21	174.7	23	174.4	6	175.3
19	55	David Rodriguez			DESGUACES LA TORRE	Óase[ => ÁJae[	176.7	45	176.4	41	175.8	40	175.0	37	174.7	14	175.7
20	76	Carlota Villanueva			EFICAR TEAM	Óase[ => ÁJae[	176.7	29	176.1	26	175.8	31	175.6	4	174.7	22	175.8
21	20	Andrea Fernandez			EFICAR TEAM	Óase[ => ÁJae[	176.4	45	176.1	38	175.8	26	175.6	41	175.6	43	175.9
22	77	Agustin Arce			VSR MOTORSPORT	Óase[ => ÁJae[	176.4	24	176.4	31	175.0	25	175.0	34	174.7	26	175.5
23	14	Antonio Honrado			PROMOCOPA	Óase[ => ÁJae[	176.1	22	175.8	20	175.6	13	175.3	17	174.7	19	175.5
24	78	Angel Cabello			RASANTE SPORT	Óase[ => ÁJae[	176.1	20	175.3	23	174.4	22	174.1	9	173.3	13	174.7
25	6	Francisco Comendador			VSR MOTORSPORT	Óase[ => ÁJae[	175.8	17	175.8	23	175.8	24	175.8	30	175.6	19	175.8
26	11	Daniel Oliver			R.A.C. CIRCUITO GUADALOPE	Óase[ => ÁJae[	175.6	41	173.6	39	173.3	37	172.2	40	171.9	19	173.3
27	24	Marcos Gonzalez			ULTIMA VUELTA	Óase[ => ÁJae[	175.3	27	173.6	11	173.6	41	173.3	10	173.3	12	173.8
28	59	Vicente Valles			VSR MOTORSPORT	Óase[ => ÁJae[	175.3	27	175.0	25	174.4	26	174.1	13	174.1	22	174.6
29	19	Juan Dominguez	R	2	AUTOMOVIL CLUB VEC	Óase[ => ÁJae[	175.0	15	173.9	6	173.9	8	173.9	14	171.9	7	173.7
30	85	Pablo Blanco			PROMOCOPA	Óase[ => ÁJae[	175.0	14	175.0	41	174.7	42	173.6	20	173.6	37	174.4
31	4	Ricard Cano	R	3	PROMOCOPA	Óase[ => ÁJae[	174.7	15	174.1	37	173.9	14	173.6	20	173.0	19	173.9
32	15	Juan Ramon Garcia			DESGUACES LA TORRE	Óase[ => ÁJae[	174.7	22	173.9	21	171.4	7	171.1	13	171.1	14	172.4
33	43	Javier Albar			DESGUACES LA TORRE	Óase[ => ÁJae[	174.7	21	174.7	31	174.4	27	174.4	30	174.1	5	174.5
34	65	Roberto Fernandez			CIUDAD DE GETAFE	Óase[ => ÁJae[	174.7	34	171.9	10	171.1	16	171.1	22	171.1	23	172.0
35	95	Gonzalo Alvarez	R	4	PROMOCOPA	Óase[ => ÁJae[	174.4	23	174.4	24	174.4	32	174.1	10	173.6	25	174.2
36	9	Arkaitz Uranga			R.A.C. CIRCUITO GUADALOPE	Óase[ => ÁJae[	174.1	31	173.3	19	173.3	23	173.3	30	173.0	24	173.4
37	5	Jonathan Gomez			ÚÓ&sbwut- of&sbwut&sbwut&sbwut&sbwut&sbwut	Óase[ => ÁJae[	173.9	9	173.3	10	172.2	11	171.9	8	171.9	29	172.6
38	7	Alvaro Ruiz			PROMOCOPA	Óase[ => ÁJae[	173.3	7	173.3	9	172.8	8	172.5	15	171.7	14	172.7
39	73	Fernando Paniagua			VSR MOTORSPORT	Óase[ => ÁJae[	173.3	4	171.7	3	168.7	2	58.5	1			143.0
40	80	Oscar Montalvo			RX PRO RACING	Óase[ => ÁJae[	173.3	15	173.0	16	173.0	37	172.5	3	172.5	9	172.9
41	8	Alex Tomas			ALEX TOMAS VARELA	Óase[ => ÁJae[	172.8	14	172.5	9	171.1	13	170.6	8	169.0	7	171.2
42	86	Sergio Cabal			RASANTE SPORT	Óase[ => ÁJae[	172.8	4	172.2	5	171.9	3	171.7	2	171.4	6	172.0
43	36	Miguel Rufino			ESCUDERIA CARTHAGO	Óase[ => ÁJae[	172.5	11	171.7	9	171.7	20	171.4	7	170.8	2	171.6
44	18	Carlos Arco			R.A.C. CIRCUITO GUADALOPE	Óase[ => ÁJae[	172.2	15	170.8	6	170.3	8	170.3	9	170.0	13	170.7
45	3	Óscar Arco			PROMOCOPA	Óase[ => ÁJae[	171.9	13	170.8	17	169.2	7	169.0	9	168.7	8	169.9
46	22	Óscar Arco			R.A.C. CIRCUITO GUADALOPE	Óase[ => ÁJae[	171.9	8	167.4	6	167.1	12	166.9	18	166.4	15	167.9
47	23	Mariano Esteban	R	5	VSR MOTORSPORT	Óase[ => ÁJae[	171.4	8	170.0	10	169.8	7	169.5	9	169.0	6	169.9
48	16	Victor Ambite	R	6	CIUDAD DE GETAFE	Óase[ => ÁJae[	170.3	9	170.0	8	170.0	12	169.2	6	169.2	10	169.8
49	54	Borja Arrizabalaga			PROMOCOPA	Óase[ => ÁJae[	169.2	4	168.7	5	166.9	3	166.1	6	165.3	10	167.2
50	12	Manuel Isidro	R	7	EFICAR TEAM	Óase[ => ÁJae[	166.9	6	166.9	32	165.6	30	165.1	3	165.1	12	165.9
51	123	Miguel Gonzalez			ESCUDERIA CENTRO	Toyota Aygo	152.3	38	152.1	25	151.8	11	151.8	22	151.8	40	152.0
52	118	Javier Conejero			ESCUDERIA PLASENCIA	Toyota Aygo	151.6	8	151.4	7	151.0	12	150.8	27	150.0	38	151.0
53	114	Luis Quintana			MOTORISMO RACING TEAM	Toyota Aygo	151.4	5	149.7	3	149.7	4	149.3	7	149.3	8	149.9
54	177	Jan Acero			ESCUDERIA BAIX EMPORDA	Toyota Aygo	149.7	35	149.1	37	147.9	36	147.5	3	147.5	7	148.3
55	199	Alberto Dorsch			RACE	Toyota Aygo	148.5	2	148.1	3	146.3	7	145.9	15	145.7	10	146.9
56	37	Victor Cantin			VICTOR CANTIN PINILLA	Óase[ => ÁJae[	144.5	14	144.0	11	143.6	12	142.4	13	142.1	6	143.3





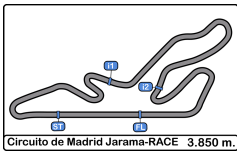
**Circuito de Madrid Jarama - RACI**  
**SAXO TROPHY JARAMA RACE**  
**Entrenamiento Privado**  
**5 Mejores Velocidades**



Circuito de Madrid Jarama-RACE 3.850 m.

Clas	B_ Piloto	Cat	Cls	Equipo	Vehiculo	Top 1		Top 2		Top 3		Top 4		Top 5		Avg
						Km/h	Vta	Km/h	Vta	Km/h	Vta	Km/h	Vta	Km/h	Vta	
57	30 Mario Castro			PROMOCOPA	Ôæ[ =) Ájæ[	77.9	2	65.9	1	44.7	3					62.8



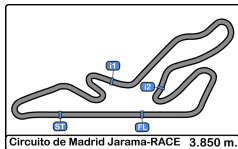


**Circuito de Madrid Jarama - RACI**  
**SAXO TROPHY JARAMA RACE**  
**Entrenamiento Privado**  
**GYW YbVJi YHlg'Fzd]XUg**



Vta	<cfU8]J	H]Ya dc'GYg]Ob	B. Piloto	Cat	Equipo	Vehiculo	Tiempo	Km/h
2	14:13:05.306	13:05.306	41 Ivan Riera		EFICAR TEAM	Öäi [=] Á]ææ[	2:05.015	110.8
3	14:15:09.726	15:09.726	41 Ivan Riera		EFICAR TEAM	Öäi [=] Á]ææ[	2:04.420	111.3
6	14:26:41.713	26:41.713	41 Ivan Riera		EFICAR TEAM	Öäi [=] Á]ææ[	2:04.092	111.6
36	16:36:36.793	2:36:36.793	64 Alexander Villanueva		EFICAR TEAM	Öäi [=] Á]ææ[	2:04.086	111.6
39	16:42:49.951	2:42:49.951	64 Alexander Villanueva		EFICAR TEAM	Öäi [=] Á]ææ[	2:04.038	111.7
30	17:23:40.594	3:23:40.594	60 Julian Mazuecos		CIUDAD DE GETAFE	Öäi [=] Á]ææ[	2:03.872	111.8





**Circuito de Madrid Jarama - RACI**  
**SAXO TROPHY JARAMA RACE**  
**Entrenamiento Privado**

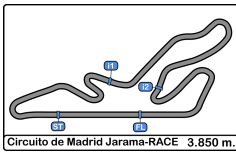


A Y t f ' A z l j a U J Y c v X U X ' X Y ' 9 j Y b t c

Circuito de Madrid Jarama-RACE 3.850 m.

B.	Piloto	Cat	Clas	Equipo	Vehiculo	Km/h	GYGjCb
44	Jesus Rodriguez			DESGUACES LA TORRE	Óñ [ = ] Áñ [ = ]	181.2	Entrenamiento Privado
60	Julian Mazuecos			CIUDAD DE GETAFE	Óñ [ = ] Áñ [ = ]	180.6	Entrenamiento Privado
64	Alexander Villanueva			EFICAR TEAM	Óñ [ = ] Áñ [ = ]	179.1	Entrenamiento Privado
75	Francisco Vazquez			PROMOCOPA	Óñ [ = ] Áñ [ = ]	178.8	Entrenamiento Privado
17	Francisco Jose Amaro			ULTIMA VUELTA	Óñ [ = ] Áñ [ = ]	178.5	Entrenamiento Privado
96	Luis Alvarez			PROMOCOPA	Óñ [ = ] Áñ [ = ]	177.9	Entrenamiento Privado
70	Santiago Castilla			EFICAR TEAM	Óñ [ = ] Áñ [ = ]	177.9	Entrenamiento Privado
49	Jose Antonio Martin			C.D PLEMAR SPORT	Óñ [ = ] Áñ [ = ]	177.9	Entrenamiento Privado
26	Daniel Martinez			VSR MOTORSPORT	Óñ [ = ] Áñ [ = ]	177.3	Entrenamiento Privado
10	Alberto Lazaro			ALBERTO LAZARO	Óñ [ = ] Áñ [ = ]	177.3	Entrenamiento Privado
13	Ricard Cano			ULTIMA VUELTA	Óñ [ = ] Áñ [ = ]	177.3	Entrenamiento Privado
98	Deogracias Millan			RX PRO RACING	Óñ [ = ] Áñ [ = ]	177.3	Entrenamiento Privado
79	Angel Lucena			RASANTE SPORT	Óñ [ = ] Áñ [ = ]	177.0	Entrenamiento Privado
41	Ivan Riera			EFICAR TEAM	Óñ [ = ] Áñ [ = ]	177.0	Entrenamiento Privado
35	Jose Maria Albal			ULTIMA VUELTA	Óñ [ = ] Áñ [ = ]	177.0	Entrenamiento Privado
27	Ramon Vidal	R	1	PROMOCOPA	Óñ [ = ] Áñ [ = ]	176.7	Entrenamiento Privado
39	Ralf Henri			DESGUACES LA TORRE	Óñ [ = ] Áñ [ = ]	176.7	Entrenamiento Privado
48	Antonio Castillo			VSR MOTORSPORT	Óñ [ = ] Áñ [ = ]	176.7	Entrenamiento Privado
76	Carlota Villanueva			EFICAR TEAM	Óñ [ = ] Áñ [ = ]	176.7	Entrenamiento Privado
55	David Rodriguez			DESGUACES LA TORRE	Óñ [ = ] Áñ [ = ]	176.7	Entrenamiento Privado
77	Agustin Arce			VSR MOTORSPORT	Óñ [ = ] Áñ [ = ]	176.4	Entrenamiento Privado
20	Andrea Fernandez			EFICAR TEAM	Óñ [ = ] Áñ [ = ]	176.4	Entrenamiento Privado
78	Angel Cabello			RASANTE SPORT	Óñ [ = ] Áñ [ = ]	176.1	Entrenamiento Privado
14	Antonio Honrado			PROMOCOPA	Óñ [ = ] Áñ [ = ]	176.1	Entrenamiento Privado
6	Francisco Comendador			VSR MOTORSPORT	Óñ [ = ] Áñ [ = ]	175.8	Entrenamiento Privado
11	Daniel Oliver			R.A.C. CIRCUITO	Óñ [ = ] Áñ [ = ]	175.6	Entrenamiento Privado
59	Vicente Valles			VSR MOTORSPORT	Óñ [ = ] Áñ [ = ]	175.3	Entrenamiento Privado
24	Marcos Gonzalez			ULTIMA VUELTA	Óñ [ = ] Áñ [ = ]	175.3	Entrenamiento Privado
85	Pablo Blanco			PROMOCOPA	Óñ [ = ] Áñ [ = ]	175.0	Entrenamiento Privado
19	Juan Dominguez	R	2	AUTOMOVIL CLUB VEC	Óñ [ = ] Áñ [ = ]	175.0	Entrenamiento Privado
4	Ricard Cano	R	3	PROMOCOPA	Óñ [ = ] Áñ [ = ]	174.7	Entrenamiento Privado
43	Javier Albar			DESGUACES LA TORRE	Óñ [ = ] Áñ [ = ]	174.7	Entrenamiento Privado
65	Roberto Fernandez			CIUDAD DE GETAFE	Óñ [ = ] Áñ [ = ]	174.7	Entrenamiento Privado
15	Juan Ramon Garcia			DESGUACES LA TORRE	Óñ [ = ] Áñ [ = ]	174.7	Entrenamiento Privado
95	Gonzalo Alvarez	R	4	PROMOCOPA	Óñ [ = ] Áñ [ = ]	174.4	Entrenamiento Privado
9	Arkaitz Uranga			R.A.C. CIRCUITO	Óñ [ = ] Áñ [ = ]	174.1	Entrenamiento Privado
5	Jonathan Gomez			ULTIMA VUELTA	Óñ [ = ] Áñ [ = ]	173.9	Entrenamiento Privado
73	Fernando Paniagua			VSR MOTORSPORT	Óñ [ = ] Áñ [ = ]	173.3	Entrenamiento Privado
80	Oscar Montalvo			RX PRO RACING	Óñ [ = ] Áñ [ = ]	173.3	Entrenamiento Privado
7	Alvaro Ruiz			PROMOCOPA	Óñ [ = ] Áñ [ = ]	173.3	Entrenamiento Privado
86	Sergio Cabal			RASANTE SPORT	Óñ [ = ] Áñ [ = ]	172.8	Entrenamiento Privado
8	Alex Tomas			ALEX TOMAS VARELA	Óñ [ = ] Áñ [ = ]	172.8	Entrenamiento Privado
36	Miguel Rufino			ESCUDERIA CARTHAGO	Óñ [ = ] Áñ [ = ]	172.5	Entrenamiento Privado
18	Carlos Arco			R.A.C. CIRCUITO	Óñ [ = ] Áñ [ = ]	172.2	Entrenamiento Privado
22	Óscar Albal			R.A.C. CIRCUITO	Óñ [ = ] Áñ [ = ]	171.9	Entrenamiento Privado
3	Ricard Cano			PROMOCOPA	Óñ [ = ] Áñ [ = ]	171.9	Entrenamiento Privado
23	Mariano Esteban	R	5	VSR MOTORSPORT	Óñ [ = ] Áñ [ = ]	171.4	Entrenamiento Privado
16	Victor Ambite	R	6	CIUDAD DE GETAFE	Óñ [ = ] Áñ [ = ]	170.3	Entrenamiento Privado
54	Borja Arrizabalaga			PROMOCOPA	Óñ [ = ] Áñ [ = ]	169.2	Entrenamiento Privado
12	Manuel Isidro	R	7	EFICAR TEAM	Óñ [ = ] Áñ [ = ]	166.9	Entrenamiento Privado
123	Miguel Gonzalez			ESCUDERIA CENTRO	Toyota Aygo	152.3	Entrenamiento Privado
118	Javier Conejero			ESCUDERIA PLASENCIA	Toyota Aygo	151.6	Entrenamiento Privado
114	Luis Quintana			MOTORISMO RACING	Toyota Aygo	151.4	Entrenamiento Privado
177	Jan Acero			ESCUDERIA BAIX	Toyota Aygo	149.7	Entrenamiento Privado
199	Alberto Dorsch			RACE	Toyota Aygo	148.5	Entrenamiento Privado
37	Victor Cantin			VICTOR CANTIN PINILLA	Óñ [ = ] Áñ [ = ]	144.5	Entrenamiento Privado
30	Mario Castro			PROMOCOPA	Óñ [ = ] Áñ [ = ]	77.9	Entrenamiento Privado





**Circuito de Madrid Jarama - RACI**  
**SAXO TROPHY JARAMA RACE**  
**Entrenamiento Privado**  
**Tiempos Parada en Pit**



**3** **PROMOCOPIA** **Óscar Álvarez** **Óscar Álvarez**

B.	<cfU8 JJ	Tiempo	Tiempo Salida	Tiempo Box	T. Box Total	Handicap	Diff.
1	15:28:54.216	15:28:54.216	15:32:09.197	3:14.981	3:14.981		

**4** **PROMOCOPIA** **Ricard Cano** **Ricard Cano**  
**Rookie**

B.	<cfU8 JJ	Tiempo	Tiempo Salida	Tiempo Box	T. Box Total	Handicap	Diff.
1	15:02:21.825	15:02:21.825	15:04:58.677	2:36.852	2:36.852		
2	15:12:24.754	15:12:24.754	15:25:25.841	13:01.087	15:37.939		
3	15:37:03.822	15:37:03.822	15:44:21.951	7:18.129	22:56.068		
4	16:07:51.254	16:07:51.254	16:59:40.059	51:48.805	1:14:44.873		
5	17:11:45.887	17:11:45.887	17:21:16.700	9:30.813	1:24:15.686		
6	17:31:11.771	17:31:11.771	17:33:31.530	2:19.759	1:26:35.445		

**5** **PROMOCOPIA** **Jonathan Gomez** **Jonathan Gomez**  
**Oscar Gomez**

B.	<cfU8 JJ	Tiempo	Tiempo Salida	Tiempo Box	T. Box Total	Handicap	Diff.
1	14:29:21.539	14:29:21.539	14:35:26.050	6:04.511	6:04.511		
2	14:42:08.571	14:42:08.571	14:44:02.929	1:54.358	7:58.869		
3	14:54:45.303	14:54:45.303	14:57:23.282	2:37.979	10:36.848		
4	15:15:03.782	15:15:03.782	15:46:34.805	31:31.023	42:07.871		
5	16:04:22.972	16:04:22.972	16:26:35.124	22:12.152	1:04:20.023		
6	16:31:59.908	16:31:59.908	16:50:25.832	18:25.924	1:22:45.947		

**6** **VSR MOTORSPORT** **Francisco Comendador** **Francisco Comendador**

B.	<cfU8 JJ	Tiempo	Tiempo Salida	Tiempo Box	T. Box Total	Handicap	Diff.
1	15:06:45.830	15:06:45.830	15:20:55.487	14:09.657	14:09.657		
2	15:37:42.111	15:37:42.111	15:40:26.111	2:44.000	16:53.657		
3	15:51:07.481	15:51:07.481	16:32:31.472	41:23.991	58:17.648		
4	16:45:18.441	16:45:18.441	17:01:57.399	16:38.958	1:14:56.606		
5	17:08:52.471	17:08:52.471	17:16:13.453	7:20.982	1:22:17.588		
6	17:35:16.400	17:35:16.400	17:45:02.126	9:45.726	1:32:03.314		

**7** **PROMOCOPIA** **Alvaro Ruiz** **Alvaro Ruiz**

B.	<cfU8 JJ	Tiempo	Tiempo Salida	Tiempo Box	T. Box Total	Handicap	Diff.
1	16:22:52.343	16:22:52.343	16:45:02.302	22:09.959	22:09.959		
2	16:54:08.042	16:54:08.042	17:03:09.257	9:01.215	31:11.174		
3	17:12:20.522	17:12:20.522	17:15:14.337	2:53.815	34:04.989		
4	17:19:37.746	17:19:37.746	17:28:16.978	8:39.232	42:44.221		

**8** **ALEX TOMAS VARELA** **Alex Tomas** **Alex Tomas**

B.	<cfU8 JJ	Tiempo	Tiempo Salida	Tiempo Box	T. Box Total	Handicap	Diff.
1	15:24:18.039	15:24:18.039	15:26:01.097	1:43.058	1:43.058		
2	15:37:08.245	15:37:08.245	16:38:18.740	1:01:10.495	1:02:53.553		
3	16:41:03.778	16:41:03.778	16:57:18.191	16:14.413	1:19:07.966		
4	17:06:26.564	17:06:26.564	17:19:40.559	13:13.995	1:32:21.961		

**9** **R.A.C. CIRCUITO GUADALOPE** **Arkaitz Uranga** **Arkaitz Uranga**

B.	<cfU8 JJ	Tiempo	Tiempo Salida	Tiempo Box	T. Box Total	Handicap	Diff.
1	15:17:54.320	15:17:54.320	15:19:28.731	1:34.411	1:34.411		
2	15:36:49.626	15:36:49.626	15:42:09.072	5:19.446	6:53.857		
3	16:06:35.199	16:06:35.199	16:43:53.611	37:18.412	44:12.269		
4	16:57:23.152	16:57:23.152	17:02:00.943	4:37.791	48:50.060		
5	17:11:52.660	17:11:52.660	17:17:34.696	5:42.036	54:32.096		

**10** **ALBERTO LAZARO BARRASA** **Alberto Lazaro** **Alberto Lazaro**

B.	<cfU8 JJ	Tiempo	Tiempo Salida	Tiempo Box	T. Box Total	Handicap	Diff.
1	14:28:35.792	14:28:35.792	14:34:06.319	5:30.527	5:30.527		
2	14:40:37.009	14:40:37.009	15:08:21.263	27:44.254	33:14.781		
3	15:32:23.268	15:32:23.268	16:23:30.022	51:06.754	1:24:21.535		
4	16:36:33.914	16:36:33.914	16:40:21.407	3:47.493	1:28:09.028		
5	16:53:32.594	16:53:32.594	17:44:43.265	51:10.671	2:19:19.699		

**11** **R.A.C. CIRCUITO GUADALOPE** **Daniel Oliver** **Daniel Oliver**

B.	<cfU8 JJ	Tiempo	Tiempo Salida	Tiempo Box	T. Box Total	Handicap	Diff.
1	15:12:13.588	15:12:13.588	15:20:26.047	8:12.459	8:12.459		
2	15:31:07.510	15:31:07.510	16:11:47.405	40:39.895	48:52.354		
3	16:16:34.304	16:16:34.304	16:21:22.960	4:48.656	53:41.010		
4	16:42:50.953	16:42:50.953	16:48:07.471	5:16.518	58:57.528		
5	16:56:52.849	16:56:52.849	17:21:27.819	24:34.970	1:23:32.498		
6	17:38:55.714	17:38:55.714	17:43:19.112	4:23.398	1:27:55.896		

**12** **EFICAR TEAM** **Manuel Isidro** **Manuel Isidro**  
**Rookie**

B.	<cfU8 JJ	Tiempo	Tiempo Salida	Tiempo Box	T. Box Total	Handicap	Diff.
1	15:03:47.415	15:03:47.415	15:07:41.132	3:53.717	3:53.717		
2	15:21:03.006	15:21:03.006	16:32:36.222	1:11:33.216	1:15:26.933		
3	16:59:03.074	16:59:03.074	17:37:25.075	38:22.001	1:53:48.934		

**13** **ULTIMA VUELTA** **Miguel Villacieros** **Miguel Villacieros**

B.	<cfU8 JJ	Tiempo	Tiempo Salida	Tiempo Box	T. Box Total	Handicap	Diff.
1	14:18:32.491	14:18:32.491	14:25:24.867	6:52.376	6:52.376		
2	14:27:57.846	14:27:57.846	14:33:39.966	5:42.120	12:34.496		
3	14:40:10.994	14:40:10.994	14:43:31.773	3:20.779	15:55.275		
4	14:49:57.746	14:49:57.746	14:53:24.834	3:27.088	19:22.363		
5	15:04:03.093	15:04:03.093	15:34:48.236	30:45.143	50:07.506		
6	15:37:10.985	15:37:10.985	15:53:48.188	16:37.203	1:06:44.709		
7	15:56:07.883	15:56:07.883	16:03:55.920	7:48.037	1:14:32.746		
8	16:17:25.341	16:17:25.341	16:24:43.370	7:18.029	1:21:50.775		
9	16:58:11.413	16:58:11.413	17:14:36.075	16:24.662	1:38:15.437		
10	17:44:28.213	17:44:28.213	17:54:46.250	10:18.037	1:48:33.474		

**14** **PROMOCOPIA** **Antonio Honrado** **Antonio Honrado**

B.	<cfU8 JJ	Tiempo	Tiempo Salida	Tiempo Box	T. Box Total	Handicap	Diff.
1	16:48:14.220	16:48:14.220	16:51:53.680	3:39.460	3:39.460		
2	17:00:49.114	17:00:49.114	17:33:25.448	32:36.334	36:15.794		

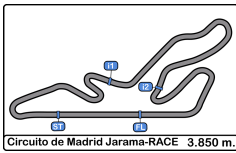
**15** **DESGUACES LA TORRE** **Juan Ramon Garcia** **Juan Ramon Garcia**

B.	<cfU8 JJ	Tiempo	Tiempo Salida	Tiempo Box	T. Box Total	Handicap	Diff.
1	14:19:25.869	14:19:25.869	14:22:15.786	2:49.917	2:49.917		
2	14:29:14.401	14:29:14.401	17:15:20.885	2:46:06.484	2:48:56.401		
3	17:28:26.698	17:28:26.698	17:30:17.841	1:51.143	2:50:47.544		

**16** **CIUDAD DE GETAFE** **Victor Ambite** **Victor Ambite**  
**Rookie**

B.	<cfU8 JJ	Tiempo	Tiempo Salida	Tiempo Box	T. Box Total	Handicap	Diff.
1	15:14:38.530	15:14:38.530	16:38:38.655	1:24:00.125	1:24:00.125		
2	16:52:12.730	16:52:12.730	17:17:29.671	25:16.941	1:49:17.066		





**Circuito de Madrid Jarama - RACI**  
**SAXO TROPHY JARAMA RACE**  
**Entrenamiento Privado**  
**Tiempos Parada en Pit**



**17** Francisco Jose Amaro Ôãï (=) ÁÚæ¶[  
 ULTIMA VUELTA

B.	<cfU8 1J	Tiempo	Tiempo Salida	Tiempo Box	T. Box Total	Handicap	Diff.
1	14:57:35.637	14:57:35.637	15:03:05.283	5:29.646	5:29.646		
2	15:24:46.842	15:24:46.842	16:20:23.710	55:36.868	1:01:06.514		
3	17:07:53.388	17:07:53.388	17:32:47.454	24:54.066	1:26:00.580		
4	17:37:37.526	17:37:37.526	17:39:06.967	1:29.441	1:27:30.021		

**18** Carlos Arco Ôãï (=) ÁÚæ¶[  
 R.A.C. CIRCUITO GUADALOPE

B.	<cfU8 1J	Tiempo	Tiempo Salida	Tiempo Box	T. Box Total	Handicap	Diff.
1	17:12:50.003	17:12:50.003	17:14:10.721	1:20.718	1:20.718		
2	17:31:26.190	17:31:26.190	17:39:14.304	7:48.114	9:08.832		

**19** Juan Dominguez Ôãï (=) ÁÚæ¶[  
 Rookie AUTOMOVIL CLUB VEC

B.	<cfU8 1J	Tiempo	Tiempo Salida	Tiempo Box	T. Box Total	Handicap	Diff.
1	14:27:55.034	14:27:55.034	14:33:23.247	5:28.213	5:28.213		
2	14:40:17.782	14:40:17.782	14:44:27.666	4:09.884	9:38.097		
3	14:57:33.304	14:57:33.304	16:50:56.855	1:53:23.551	2:03:01.648		

**20** Andrea Fernandez Ôãï (=) ÁÚæ¶[  
 EFICAR TEAM

B.	<cfU8 1J	Tiempo	Tiempo Salida	Tiempo Box	T. Box Total	Handicap	Diff.
1	14:15:23.303	14:15:23.303	14:16:46.259	1:22.956	1:22.956		
2	14:19:10.112	14:19:10.112	14:23:16.065	4:05.953	5:28.909		
3	14:30:10.238	14:30:10.238	14:33:36.908	3:26.670	8:55.579		
4	14:42:41.509	14:42:41.509	14:44:30.610	1:49.101	10:44.680		
5	14:55:23.963	14:55:23.963	15:27:32.618	32:08.655	42:53.335		
6	15:44:36.704	15:44:36.704	16:21:31.189	36:54.485	1:19:47.820		
7	16:40:41.297	16:40:41.297	17:22:06.846	41:25.549	2:01:13.369		

**22** Ôãï (=) ÁÚæ¶[  
 R.A.C. CIRCUITO GUADALOPE

B.	<cfU8 1J	Tiempo	Tiempo Salida	Tiempo Box	T. Box Total	Handicap	Diff.
1	14:28:55.260	14:28:55.260	14:38:26.505	9:31.245	9:31.245		
2	14:41:01.438	14:41:01.438	14:43:11.700	2:10.262	11:41.507		
3	14:54:22.482	14:54:22.482	15:50:40.678	56:18.196	1:07:59.703		
4	15:59:23.864	15:59:23.864	16:04:49.734	5:25.870	1:13:25.573		
5	16:09:20.851	16:09:20.851	17:22:18.337	1:12:57.486	2:26:23.059		
6	17:24:43.823	17:24:43.823	17:51:59.442	27:15.619	2:53:38.678		

**23** Mariano Esteban Ôãï (=) ÁÚæ¶[  
 Rookie VSR MOTORSPORT

B.	<cfU8 1J	Tiempo	Tiempo Salida	Tiempo Box	T. Box Total	Handicap	Diff.
1	14:32:47.540	14:32:47.540	17:28:11.362	2:55:23.822	2:55:23.822		

**24** Marcos Gonzalez Ôãï (=) ÁÚæ¶[  
 ULTIMA VUELTA

B.	<cfU8 1J	Tiempo	Tiempo Salida	Tiempo Box	T. Box Total	Handicap	Diff.
1	14:18:55.145	14:18:55.145	14:21:54.338	2:59.193	2:59.193		
2	14:26:21.228	14:26:21.228	14:34:07.980	7:46.752	10:45.945		
3	14:38:37.065	14:38:37.065	14:43:00.436	4:23.371	15:09.316		
4	14:56:03.458	14:56:03.458	14:58:03.264	1:59.806	17:09.122		
5	15:15:28.380	15:15:28.380	16:44:53.029	1:29:24.649	1:46:33.771		
6	16:58:15.899	16:58:15.899	16:59:05.852	49.953	1:47:23.724		
7	17:09:58.263	17:09:58.263	17:19:32.709	9:34.446	1:56:58.170		
8	17:34:33.118	17:34:33.118	17:38:46.389	4:13.271	2:01:11.441		
9	17:47:22.585	17:47:22.585	17:53:19.690	5:57.105	2:07:08.546		

**26** Daniel Martinez Ôãï (=) ÁÚæ¶[  
 VSR MOTORSPORT

B.	<cfU8 1J	Tiempo	Tiempo Salida	Tiempo Box	T. Box Total	Handicap	Diff.
1	14:52:45.354	14:52:45.354	14:55:33.481	2:48.127	2:48.127		
2	15:10:49.412	15:10:49.412	16:32:51.443	1:22:02.031	1:24:50.158		
3	16:35:18.671	16:35:18.671	16:38:16.903	2:58.232	1:27:48.390		
4	16:53:01.739	16:53:01.739	16:56:25.997	3:24.258	1:31:12.648		
5	17:05:27.539	17:05:27.539	17:07:31.647	2:04.108	1:33:16.756		
6	17:10:13.248	17:10:13.248	17:25:40.918	15:27.670	1:48:44.426		

**27** Ramon Vidal Ôãï (=) ÁÚæ¶[  
 Rookie PROMOCOPIA

B.	<cfU8 1J	Tiempo	Tiempo Salida	Tiempo Box	T. Box Total	Handicap	Diff.
1	14:20:17.042	14:20:17.042	14:23:22.730	3:05.688	3:05.688		
2	14:28:01.153	14:28:01.153	14:33:28.893	5:27.740	8:33.428		
3	14:40:14.271	14:40:14.271	14:43:57.988	3:43.717	12:17.145		
4	15:15:47.532	15:15:47.532	16:02:42.499	46:54.967	59:12.112		
5	16:16:26.193	16:16:26.193	17:09:10.048	52:43.855	1:51:55.967		
6	17:12:13.872	17:12:13.872	17:15:08.157	2:54.285	1:54:50.252		
7	17:28:45.608	17:28:45.608	17:31:15.206	2:29.598	1:57:19.850		

**30** Mario Castro Ôãï (=) ÁÚæ¶[  
 PROMOCOPIA

B.	<cfU8 1J	Tiempo	Tiempo Salida	Tiempo Box	T. Box Total	Handicap	Diff.
1	14:40:26.167	14:40:26.167	14:43:05.306	2:39.139	2:39.139		

**35** Jose Maria Albal Ôãï (=) ÁÚæ¶[  
 UO- CAWUT UXSÖVOCÖUSÖSÄWÖ

B.	<cfU8 1J	Tiempo	Tiempo Salida	Tiempo Box	T. Box Total	Handicap	Diff.
1	15:01:13.386	15:01:13.386	15:03:30.785	2:17.399	2:17.399		
2	15:14:50.066	15:14:50.066	15:38:26.947	23:36.881	25:54.280		
3	15:47:42.745	15:47:42.745	17:06:19.830	1:18:37.085	1:44:31.365		
4	17:39:23.367	17:39:23.367	17:50:22.074	10:58.707	1:55:30.072		

**36** Miguel Rufino Ôãï (=) ÁÚæ¶[  
 ESCUDERIA CARTHAGO

B.	<cfU8 1J	Tiempo	Tiempo Salida	Tiempo Box	T. Box Total	Handicap	Diff.
1	17:01:11.643	17:01:11.643	17:16:18.204	15:06.561	15:06.561		
2	17:33:23.606	17:33:23.606	17:43:42.097	10:18.491	25:25.052		

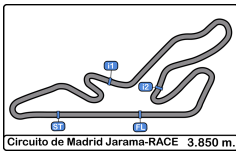
**37** Victor Cantin Ôãï (=) ÁÚæ¶[  
 VICTOR CANTIN PINILLA

B.	<cfU8 1J	Tiempo	Tiempo Salida	Tiempo Box	T. Box Total	Handicap	Diff.
1	15:04:35.512	15:04:35.512	16:01:45.316	57:09.804	57:09.804		
2	16:11:30.182	16:11:30.182	17:23:06.007	1:11:35.825	2:08:45.629		
3	17:30:24.546	17:30:24.546	17:34:06.836	3:42.290	2:12:27.919		

**39** Ralf Henri Ôãï (=) ÁÚæ¶[  
 DESGUACES LA TORRE

B.	<cfU8 1J	Tiempo	Tiempo Salida	Tiempo Box	T. Box Total	Handicap	Diff.
1	14:18:12.538	14:18:12.538	14:22:18.637	4:06.099	4:06.099		
2	14:29:01.947	14:29:01.947	14:33:56.549	4:54.602	9:00.701		
3	14:40:30.496	14:40:30.496	14:43:13.039	2:42.543	11:43.244		
4	14:54:25.557	14:54:25.557	14:58:33.060	4:07.503	15:50.747		
5	15:20:03.305	15:20:03.305	15:36:23.174	16:19.869	32:10.616		
6	15:39:17.458	15:39:17.458	15:41:11.226	1:53.768	34:04.384		
7	16:02:45.148	16:02:45.148	16:36:48.709	34:03.561	1:08:07.945		
8	16:41:13.466	16:41:13.466	16:54:33.267	13:19.801	1:21:27.746		
9	17:01:09.754	17:01:09.754	17:06:21.369	5:11.615	1:26:39.361		
10	17:10:57.783	17:10:57.783	17:14:25.039	3:27.256	1:30:06.617		





**Circuito de Madrid Jarama - RACI**  
**SAXO TROPHY JARAMA RACE**  
**Entrenamiento Privado**  
**Tiempos Parada en Pit**



**41** Ivan Riera Ôäï[ =] ÁÛæ[

EFICAR TEAM

B.	<cfU8 J	Tiempo	Tiempo Salida	Tiempo Box	T. Box Total	Handicap	Diff.
1	14:17:17.267	14:17:17.267	14:22:21.245	5:03.978	5:03.978		
2	14:29:07.013	14:29:07.013	14:33:49.306	4:42.293	9:46.271		
3	14:40:15.717	14:40:15.717	15:11:11.904	30:56.187	40:42.458		
4	15:21:51.108	15:21:51.108	16:01:38.187	39:47.079	1:20:29.537		
5	16:07:56.344	16:07:56.344	16:10:34.453	2:38.109	1:23:07.646		
6	16:14:51.556	16:14:51.556	17:21:02.115	1:06:10.559	2:29:18.205		

**43** Javier Albar Ôäï[ =] ÁÛæ[

DESGUACES LA TORRE

B.	<cfU8 J	Tiempo	Tiempo Salida	Tiempo Box	T. Box Total	Handicap	Diff.
1	14:28:34.257	14:28:34.257	15:00:44.962	32:10.705	32:10.705		
2	15:09:36.319	15:09:36.319	15:11:53.328	2:17.009	34:27.714		
3	15:22:57.014	15:22:57.014	15:27:42.850	4:45.836	39:13.550		
4	15:38:38.077	15:38:38.077	16:32:26.516	53:48.439	1:33:01.989		
5	16:45:40.675	16:45:40.675	16:49:27.404	3:46.729	1:36:48.718		
6	17:00:14.145	17:00:14.145	17:02:47.627	2:33.482	1:39:22.200		

**44** Jesus Rodriguez Ôäï[ =] ÁÛæ[

DESGUACES LA TORRE

B.	<cfU8 J	Tiempo	Tiempo Salida	Tiempo Box	T. Box Total	Handicap	Diff.
1	14:19:15.402	14:19:15.402	14:25:17.740	6:02.338	6:02.338		
2	14:30:15.942	14:30:15.942	14:33:01.396	2:45.454	8:47.792		
3	14:42:04.976	14:42:04.976	14:45:47.288	3:42.312	12:30.104		
4	14:50:25.181	14:50:25.181	16:36:46.053	1:46:20.872	1:58:50.976		
5	16:45:24.292	16:45:24.292	17:40:04.207	54:39.915	2:53:30.891		

**48** Antonio Castillo Ôäï[ =] ÁÛæ[

VSR MOTORSPORT

B.	<cfU8 J	Tiempo	Tiempo Salida	Tiempo Box	T. Box Total	Handicap	Diff.
1	14:28:59.932	14:28:59.932	14:33:18.516	4:18.584	4:18.584		
2	14:42:22.386	14:42:22.386	14:43:18.245	55.859	5:14.443		
3	14:58:15.633	14:58:15.633	16:27:10.270	1:28:54.637	1:34:09.080		
4	16:35:52.622	16:35:52.622	16:38:17.855	2:25.233	1:36:34.313		

**49** Jose Antonio Martin Ôäï[ =] ÁÛæ[

C.D PLEMAR SPORT

B.	<cfU8 J	Tiempo	Tiempo Salida	Tiempo Box	T. Box Total	Handicap	Diff.
1	14:41:11.638	14:41:11.638	14:43:27.298	2:15.660	2:15.660		
2	14:56:59.489	14:56:59.489	15:00:51.732	3:52.243	6:07.903		
3	15:14:15.758	15:14:15.758	15:16:53.935	2:38.177	8:46.080		
4	15:30:14.933	15:30:14.933	15:32:29.199	2:14.266	11:00.346		
5	15:41:08.971	15:41:08.971	16:32:19.790	51:10.819	1:02:11.165		

**54** Borja Arrizabalaga Ôäï[ =] ÁÛæ[

PROMOCOPIA

B.	<cfU8 J	Tiempo	Tiempo Salida	Tiempo Box	T. Box Total	Handicap	Diff.
1	15:00:37.022	15:00:37.022	15:04:25.300	3:48.278	3:48.278		
2	15:15:31.971	15:15:31.971	16:08:57.202	53:25.231	57:13.509		

**55** David Rodriguez Ôäï[ =] ÁÛæ[

DESGUACES LA TORRE

B.	<cfU8 J	Tiempo	Tiempo Salida	Tiempo Box	T. Box Total	Handicap	Diff.
1	14:20:21.343	14:20:21.343	14:22:19.756	1:58.413	1:58.413		
2	14:29:05.397	14:29:05.397	14:33:57.651	4:52.254	6:50.667		
3	14:40:32.287	14:40:32.287	14:43:15.934	2:43.647	9:34.314		
4	15:03:11.763	15:03:11.763	15:15:36.159	12:24.396	21:58.710		
5	15:35:44.382	15:35:44.382	16:28:24.650	52:40.268	1:14:38.978		
6	16:50:34.750	16:50:34.750	17:39:53.133	49:18.383	2:03:57.361		
7	17:48:33.408	17:48:33.408	17:51:00.749	2:27.341	2:06:24.702		

**59** Vicente Valles Ôäï[ =] ÁÛæ[

VSR MOTORSPORT

B.	<cfU8 J	Tiempo	Tiempo Salida	Tiempo Box	T. Box Total	Handicap	Diff.
1	14:19:06.994	14:19:06.994	14:33:14.758	14:07.764	14:07.764		
2	14:42:39.798	14:42:39.798	14:45:17.250	2:37.452	16:45.216		
3	15:00:39.626	15:00:39.626	15:03:52.816	3:13.190	19:58.406		
4	15:08:31.584	15:08:31.584	16:01:42.960	53:11.376	1:13:09.782		
5	16:17:28.332	16:17:28.332	16:20:52.895	3:24.563	1:16:34.345		
6	16:43:15.927	16:43:15.927	17:16:47.525	33:31.598	1:50:05.943		

**60** Julian Mazuecos Ôäï[ =] ÁÛæ[

CIUDAD DE GETAFE

B.	<cfU8 J	Tiempo	Tiempo Salida	Tiempo Box	T. Box Total	Handicap	Diff.
1	14:16:54.999	14:16:54.999	14:23:21.017	6:26.018	6:26.018		
2	14:30:12.362	14:30:12.362	14:33:38.382	3:26.020	9:52.038		
3	14:38:24.320	14:38:24.320	14:43:06.226	4:41.906	14:33.944		
4	14:53:41.711	14:53:41.711	14:55:11.443	1:29.732	16:03.676		
5	15:12:27.230	15:12:27.230	16:26:39.427	1:14:12.197	1:30:15.873		
6	16:37:18.950	16:37:18.950	16:39:04.214	1:45.264	1:32:01.137		
7	16:45:22.438	16:45:22.438	17:19:31.666	34:09.228	2:06:10.365		

**64** Alexander Villanueva Ôäï[ =] ÁÛæ[

EFICAR TEAM

B.	<cfU8 J	Tiempo	Tiempo Salida	Tiempo Box	T. Box Total	Handicap	Diff.
1	14:17:50.390	14:17:50.390	14:23:12.936	5:22.546	5:22.546		
2	14:30:08.072	14:30:08.072	14:33:34.362	3:26.290	8:48.836		
3	14:42:23.664	14:42:23.664	14:43:59.244	1:35.580	10:24.416		
4	15:07:01.746	15:07:01.746	15:25:58.311	18:56.565	29:20.981		
5	15:47:01.533	15:47:01.533	16:28:20.365	41:18.832	1:10:39.813		
6	16:47:05.111	16:47:05.111	17:21:32.212	34:27.101	1:45:06.914		
7	17:25:46.108	17:25:46.108	17:28:57.092	3:10.984	1:48:17.898		

**65** Roberto Fernandez Ôäï[ =] ÁÛæ[

Manuel Cozar CIUDAD DE GETAFE

B.	<cfU8 J	Tiempo	Tiempo Salida	Tiempo Box	T. Box Total	Handicap	Diff.
1	14:41:46.972	14:41:46.972	14:43:45.894	1:58.922	1:58.922		
2	14:55:11.129	14:55:11.129	15:07:57.099	12:45.970	14:44.892		
3	15:25:37.254	15:25:37.254	15:56:07.049	30:29.795	45:14.687		
4	16:13:51.819	16:13:51.819	17:20:24.740	1:06:32.921	1:51:47.608		
5	17:33:59.813	17:33:59.813	17:38:41.398	4:41.585	1:56:29.193		

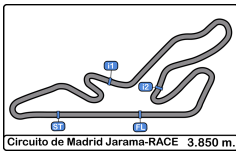
**70** Santiago Castilla Ôäï[ =] ÁÛæ[

EFICAR TEAM

B.	<cfU8 J	Tiempo	Tiempo Salida	Tiempo Box	T. Box Total	Handicap	Diff.
1	14:57:48.633	14:57:48.633	15:00:55.585	3:06.952	3:06.952		







**Circuito de Madrid Jarama - RACI**  
**SAXO TROPHY JARAMA RACE**  
**Entrenamiento Privado**  
**Tiempos Parada en Pit**



**75** Francisco Vazquez Ôã[ (=) ÁÛæ[

PROMOCOPA

B.	<cfU8 1J	Tiempo	Tiempo Salida	Tiempo Box	T. Box Total	Handicap	Diff.
1	14:57:54.679	14:57:54.679	15:01:25.631	3:30.952	3:30.952		
2	15:28:15.666	15:28:15.666	15:48:16.317	20:00.651	23:31.603		
3	16:14:59.715	16:14:59.715	16:47:30.492	32:30.777	56:02.380		
4	17:12:35.399	17:12:35.399	17:32:08.012	19:32.613	1:15:34.993		

**76** Carlota Villanueva Ôã[ (=) ÁÛæ[

EFICAR TEAM

B.	<cfU8 1J	Tiempo	Tiempo Salida	Tiempo Box	T. Box Total	Handicap	Diff.
1	14:18:10.088	14:18:10.088	14:23:19.379	5:09.291	5:09.291		
2	14:28:02.674	14:28:02.674	14:34:16.934	6:14.260	11:23.551		
3	14:41:09.485	14:41:09.485	14:51:42.606	10:33.121	21:56.672		
4	15:00:30.292	15:00:30.292	15:26:17.226	25:46.934	47:43.606		
5	15:34:58.094	15:34:58.094	16:11:49.555	36:51.461	1:24:35.067		
6	16:16:36.026	16:16:36.026	16:21:01.918	4:25.892	1:29:00.959		
7	16:39:45.533	16:39:45.533	17:06:23.901	26:38.368	1:55:39.327		
8	17:10:50.485	17:10:50.485	17:14:53.393	4:02.908	1:59:42.235		

**77** Agustin Arce Ôã[ (=) ÁÛæ[

VSR MOTORSPORT

B.	<cfU8 1J	Tiempo	Tiempo Salida	Tiempo Box	T. Box Total	Handicap	Diff.
1	14:40:28.225	14:40:28.225	14:43:03.345	2:35.120	2:35.120		
2	14:53:39.175	14:53:39.175	15:27:08.550	33:29.375	36:04.495		
3	15:39:46.741	15:39:46.741	16:01:41.345	21:54.604	57:59.099		
4	16:10:05.021	16:10:05.021	16:20:57.882	10:52.861	1:08:51.960		
5	16:29:23.889	16:29:23.889	17:00:32.821	31:08.932	1:40:00.892		
6	17:11:50.631	17:11:50.631	17:14:07.338	2:16.707	1:42:17.599		
7	17:20:27.426	17:20:27.426	17:44:15.472	23:48.046	2:06:05.645		

**78** Angel Cabello Ôã[ (=) ÁÛæ[

RASANTE SPORT

B.	<cfU8 1J	Tiempo	Tiempo Salida	Tiempo Box	T. Box Total	Handicap	Diff.
1	14:28:52.688	14:28:52.688	14:34:21.495	5:28.807	5:28.807		
2	14:41:03.016	14:41:03.016	15:01:41.197	20:38.181	26:06.988		
3	16:15:47.233	16:15:47.233	16:20:56.808	5:09.575	31:16.563		
4	16:31:46.484	16:31:46.484	17:02:51.131	31:04.647	1:02:21.210		
5	17:12:19.299	17:12:19.299	17:15:11.489	2:52.190	1:05:13.400		

**79** Angel Lucena Ôã[ (=) ÁÛæ[

RASANTE SPORT

B.	<cfU8 1J	Tiempo	Tiempo Salida	Tiempo Box	T. Box Total	Handicap	Diff.
1	14:27:43.671	14:27:43.671	14:34:19.812	6:36.141	6:36.141		
2	14:41:07.713	14:41:07.713	15:01:45.196	20:37.483	27:13.624		
3	15:10:53.560	15:10:53.560	16:21:59.907	1:11:06.347	1:38:19.971		
4	16:33:03.461	16:33:03.461	17:05:43.913	32:40.452	2:11:00.423		
5	17:12:53.501	17:12:53.501	17:15:17.893	2:24.392	2:13:24.815		
6	17:24:02.856	17:24:02.856	17:41:25.695	17:22.839	2:30:47.654		

**80** Oscar Montalvo Ôã[ (=) ÁÛæ[

RX PRO RACING

B.	<cfU8 1J	Tiempo	Tiempo Salida	Tiempo Box	T. Box Total	Handicap	Diff.
1	14:57:52.408	14:57:52.408	15:01:47.306	3:54.898	3:54.898		
2	15:10:50.679	15:10:50.679	15:53:59.194	43:08.515	47:03.413		
3	16:11:23.277	16:11:23.277	16:13:46.782	2:23.505	49:26.918		
4	16:16:15.423	16:16:15.423	16:21:46.929	5:31.506	54:58.424		
5	16:41:04.709	16:41:04.709	17:00:59.200	19:54.491	1:14:52.915		
6	17:03:21.150	17:03:21.150	17:15:42.838	12:21.688	1:27:14.603		

**85** Pablo Blanco Ôã[ (=) ÁÛæ[

PROMOCOPA

B.	<cfU8 1J	Tiempo	Tiempo Salida	Tiempo Box	T. Box Total	Handicap	Diff.
1	15:22:13.861	15:22:13.861	15:32:12.002	9:58.141	9:58.141		
2	15:45:20.289	15:45:20.289	15:55:04.667	9:44.378	19:42.519		
3	16:05:58.404	16:05:58.404	16:10:04.352	4:05.948	23:48.467		
4	16:17:24.136	16:17:24.136	16:21:04.230	3:40.094	27:28.561		
5	16:29:46.511	16:29:46.511	16:37:44.504	7:57.993	35:26.554		
6	16:50:46.967	16:50:46.967	16:57:42.462	6:55.495	42:22.049		
7	17:13:40.467	17:13:40.467	17:39:43.601	26:03.134	1:08:25.183		

**86** Sergio Cabal Ôã[ (=) ÁÛæ[

RASANTE SPORT

B.	<cfU8 1J	Tiempo	Tiempo Salida	Tiempo Box	T. Box Total	Handicap	Diff.
1	15:59:58.872	15:59:58.872	17:14:38.469	1:14:39.597	1:14:39.597		
2	17:25:28.679	17:25:28.679	17:28:28.691	3:00.012	1:17:39.609		

**95** Gonzalo Alvarez Ôã[ (=) ÁÛæ[

Rookie PROMOCOPA

B.	<cfU8 1J	Tiempo	Tiempo Salida	Tiempo Box	T. Box Total	Handicap	Diff.
1	14:55:45.390	14:55:45.390	14:59:17.039	3:31.649	3:31.649		
2	15:12:51.068	15:12:51.068	15:17:52.228	5:01.160	8:32.809		
3	15:24:37.765	15:24:37.765	15:46:30.507	21:52.742	30:25.551		
4	16:04:40.525	16:04:40.525	16:42:11.464	37:30.939	1:07:56.490		
5	16:51:26.300	16:51:26.300	17:35:20.374	43:54.074	1:51:50.564		
6	17:37:53.291	17:37:53.291	17:46:31.284	8:37.993	2:00:28.557		

**96** Luis Alvarez Ôã[ (=) ÁÛæ[

PROMOCOPA

B.	<cfU8 1J	Tiempo	Tiempo Salida	Tiempo Box	T. Box Total	Handicap	Diff.
1	14:56:49.993	14:56:49.993	15:01:30.749	4:40.756	4:40.756		
2	15:12:49.706	15:12:49.706	15:30:08.186	17:18.480	21:59.236		
3	15:45:52.932	15:45:52.932	16:02:47.796	16:54.864	38:54.100		
4	16:16:11.763	16:16:11.763	16:22:45.387	6:33.624	45:27.724		
5	16:32:11.179	16:32:11.179	17:26:27.678	54:16.499	1:39:44.223		
6	17:37:19.364	17:37:19.364	17:43:21.822	6:02.458	1:45:46.681		

**98** Deogracias Millan Ôã[ (=) ÁÛæ[

RX PRO RACING

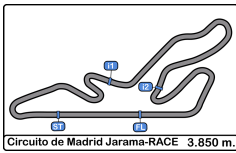
B.	<cfU8 1J	Tiempo	Tiempo Salida	Tiempo Box	T. Box Total	Handicap	Diff.
1	14:28:50.904	14:28:50.904	14:34:03.847	5:12.943	5:12.943		
2	14:40:58.746	14:40:58.746	14:46:37.741	5:38.995	10:51.938		
3	14:57:50.837	14:57:50.837	15:02:06.688	4:15.851	15:07.789		
4	15:21:48.019	15:21:48.019	15:30:28.433	8:40.414	23:48.203		
5	15:52:44.628	15:52:44.628	16:25:40.166	32:55.538	56:43.741		
6	16:42:01.123	16:42:01.123	17:00:03.585	18:02.462	1:14:46.203		
7	17:11:48.898	17:11:48.898	17:22:15.469	10:26.571	1:25:12.774		
8	17:37:35.832	17:37:35.832	17:47:00.511	9:24.679	1:34:37.453		

**114** Luis Quintana Toyota Aygo

MOTORISMO RACING TEAM

B.	<cfU8 1J	Tiempo	Tiempo Salida	Tiempo Box	T. Box Total	Handicap	Diff.
1	17:46:07.378	17:46:07.378	17:49:35.653	3:28.275	3:28.275		





**Circuito de Madrid Jarama - RACI**  
**SAXO TROPHY JARAMA RACE**  
**Entrenamiento Privado**  
**Tiempos Parada en Pit**



**118**

Javier Conejero

Toyota Aygo

ESCUDERIA PLASENCIA

B.	<cfU81J	Tiempo	Tiempo Salida	Tiempo Box	T. Box Total	Handicap	Diff.
1	14:18:45.983	14:18:45.983	14:22:09.656	3:23.673	3:23.673		
2	14:29:18.981	14:29:18.981	14:33:07.172	3:48.191	7:11.864		
3	14:40:19.572	14:40:19.572	14:43:22.050	3:02.478	10:14.342		
4	14:55:03.781	14:55:03.781	15:44:44.682	49:40.901	59:55.243		
5	16:03:26.059	16:03:26.059	16:05:53.264	2:27.205	1:02:22.448		
6	16:15:32.197	16:15:32.197	17:04:22.630	48:50.433	1:51:12.881		
7	17:12:15.789	17:12:15.789	17:14:41.788	2:25.999	1:53:38.880		
8	17:42:44.361	17:42:44.361	17:49:30.505	6:46.144	2:00:25.024		

**123**

Miguel Gonzalez

Toyota Aygo

ESCUDERIA CENTRO

B.	<cfU81J	Tiempo	Tiempo Salida	Tiempo Box	T. Box Total	Handicap	Diff.
1	14:20:13.043	14:20:13.043	14:21:57.255	1:44.212	1:44.212		
2	14:29:09.645	14:29:09.645	14:33:06.433	3:56.788	5:41.000		
3	14:40:21.078	14:40:21.078	14:50:53.056	10:31.978	16:12.978		
4	15:24:49.794	15:24:49.794	15:55:59.453	31:09.659	47:22.637		
5	16:12:56.449	16:12:56.449	16:52:14.792	39:18.343	1:26:40.980		
6	17:02:09.472	17:02:09.472	17:08:34.655	6:25.183	1:33:06.163		
7	17:11:03.154	17:11:03.154	17:14:13.457	3:10.303	1:36:16.466		
8	17:26:09.680	17:26:09.680	17:30:20.006	4:10.326	1:40:26.792		

**177**

Jan Acero

Toyota Aygo

ESCUDERIA BAIX EMPORDA

B.	<cfU81J	Tiempo	Tiempo Salida	Tiempo Box	T. Box Total	Handicap	Diff.
1	14:41:28.449	14:41:28.449	14:43:23.688	1:55.239	1:55.239		
2	14:52:57.539	14:52:57.539	15:15:19.867	22:22.328	24:17.567		
3	15:32:27.077	15:32:27.077	15:56:22.921	23:55.844	48:13.411		
4	16:15:45.746	16:15:45.746	16:49:23.129	33:37.383	1:21:50.794		
5	17:03:59.908	17:03:59.908	17:27:00.412	23:00.504	1:44:51.298		
6	17:37:14.523	17:37:14.523	17:37:54.725	40.202	1:45:31.500		

**199**

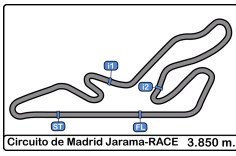
Alberto Dorsch

Toyota Aygo

RACE

B.	<cfU81J	Tiempo	Tiempo Salida	Tiempo Box	T. Box Total	Handicap	Diff.
1	17:28:33.919	17:28:33.919	17:35:08.165	6:34.246	6:34.246		



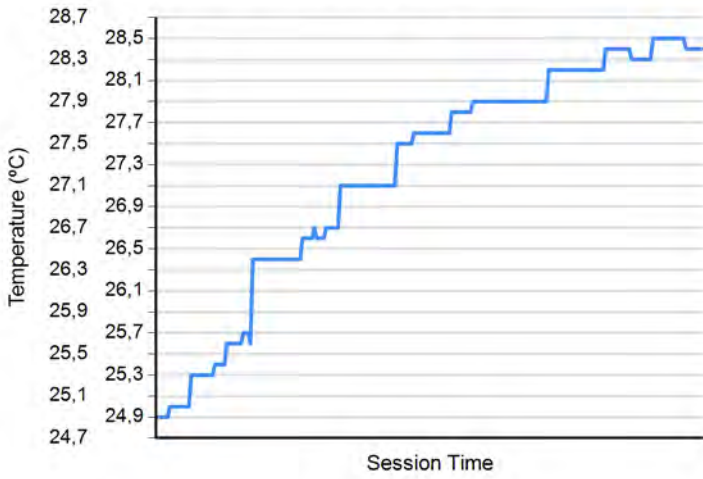


**Circuito de Madrid Jarama - RACI**  
**SAXO TROPHY JARAMA RACE**  
**Entrenamiento Privado**

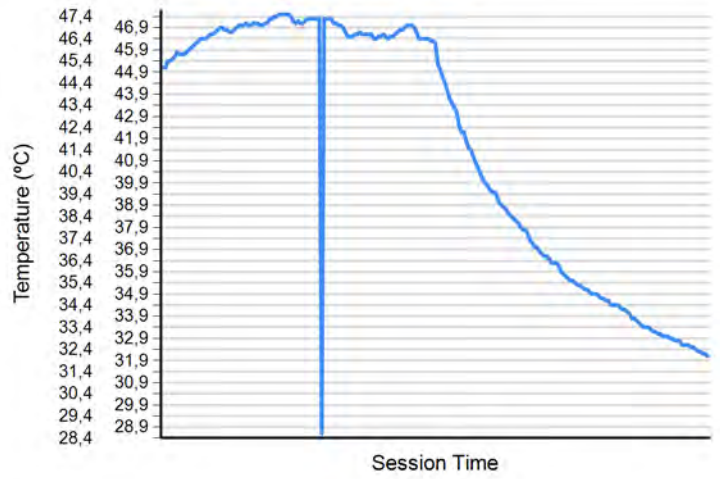


02fa YA YHcfc`0E Jv

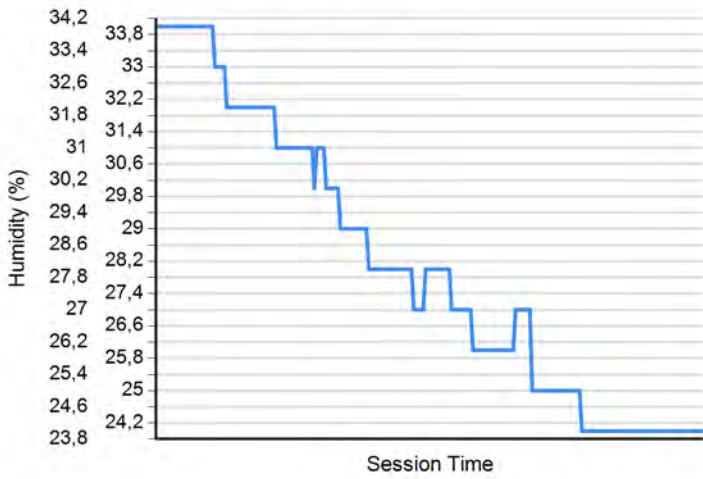
### Temperatura Aire



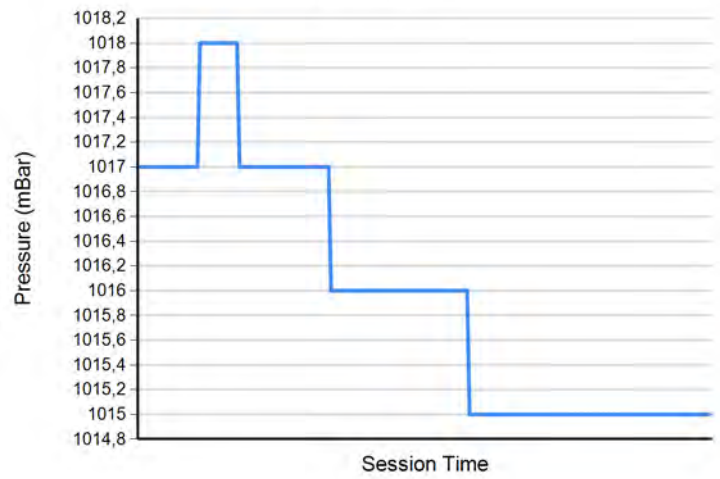
### Temperatura Pista



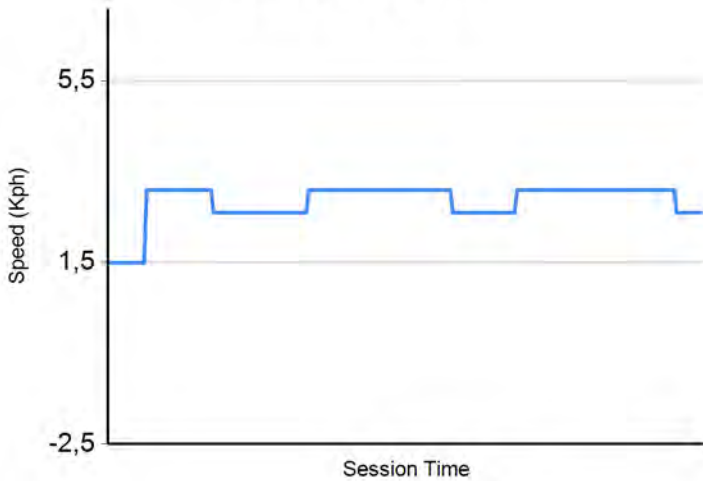
### Humedad



### Presión

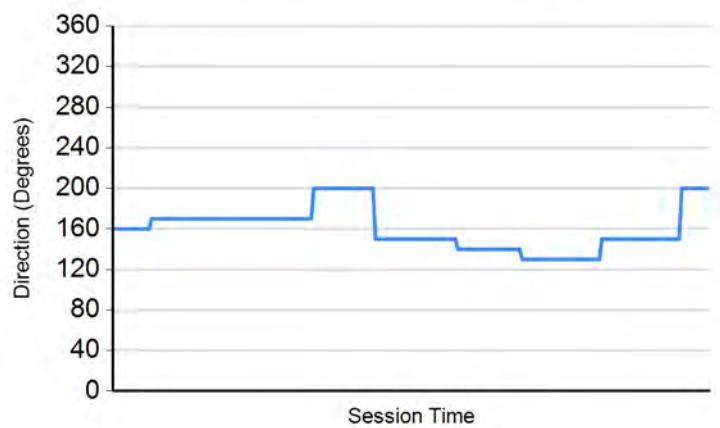


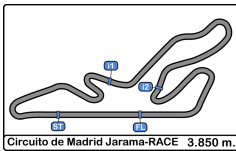
### Velocidad Viento



### Dirección Viento

Norte = 0°/360° Este = 90° Sur = 180° Oeste = 270°





**Circuito de Madrid Jarama - RACI**  
**SAXO TROPHY JARAMA RACE**  
**Cronometrado Previo**  
**Resultados Provisionales**



Clas	B.	Piloto	Cat	Clas	Equipo	Vehiculo	Vtas.	Mejor	Tiempo	8 IZ%	Interval	Km/h
1	64	Alexander Villanueva			EFICAR TEAM	Ösa (=) ÁJaa[	5	4	2:03.288			112.4
2	96	Luis Alvarez			PROMOCOPA	Ösa (=) ÁJaa[	11	4	2:03.433	0.145	0.145	112.2
3	20	Andrea Fernandez			EFICAR TEAM	Ösa (=) ÁJaa[	8	7	2:03.562	0.274	0.129	112.1
4	6	Francisco Comendador			VSR MOTORSPORT	Ösa (=) ÁJaa[	9	5	2:03.741	0.453	0.179	112.0
5	73	Fernando Paniagua			VSR MOTORSPORT	Ösa (=) ÁJaa[	8	4	2:03.954	0.666	0.213	111.8
6	33	Sylvain Xavier			R.A.C. CIRCUITO GUADALOPE	Ösa (=) ÁJaa[	9	8	2:05.120	1.832	1.166	110.7
7	23	Mariano Esteban	R	1	VSR MOTORSPORT	Ösa (=) ÁJaa[	5	4	2:05.513	2.225	0.393	110.4
8	80	Oscar Montalvo			RX PRO RACING	Ösa (=) ÁJaa[	10	8	2:05.652	2.364	0.139	110.3
9	95	Gonzalo Alvarez	R	2	PROMOCOPA	Ösa (=) ÁJaa[	11	9	2:05.839	2.551	0.187	110.1
10	39	Ralf Henri			DESGUACES LA TORRE	Ösa (=) ÁJaa[	9	7	2:05.907	2.619	0.068	110.0
11	7	Alvaro Ruiz			PROMOCOPA	Ösa (=) ÁJaa[	9	8	2:05.989	2.701	0.082	110.0
12	49	Jose Antonio Martin			C.D PLEMAR SPORT	Ösa (=) ÁJaa[	10	5	2:06.149	2.861	0.160	109.8
13	5	Jonathan Gomez			ULTIMA VUELTA	Ösa (=) ÁJaa[	10	4	2:06.372	3.084	0.223	109.6
14	24	Marcos Gonzalez			ULTIMA VUELTA	Ösa (=) ÁJaa[	9	6	2:06.506	3.218	0.134	109.5
15	46	Gustavo Gomar			RX PRO RACING	Ösa (=) ÁJaa[	8	3	2:06.541	3.253	0.035	109.5
16	19	Juan Dominguez	R	3	AUTOMOVIL CLUB VEC	Ösa (=) ÁJaa[	10	8	2:06.631	3.343	0.090	109.4
17	3	Carlos Arco			PROMOCOPA	Ösa (=) ÁJaa[	10	9	2:06.704	3.416	0.073	109.3
18	18	Carlos Arco			R.A.C. CIRCUITO GUADALOPE	Ösa (=) ÁJaa[	10	9	2:06.940	3.652	0.236	109.1
19	4	Ricard Cano	R	4	PROMOCOPA	Ösa (=) ÁJaa[	10	5	2:07.292	4.004	0.352	108.8
20	27	Ramon Vidal	R	5	PROMOCOPA	Ösa (=) ÁJaa[	9	3	2:07.320	4.032	0.028	108.8
21	22	Sergio Cabal			R.A.C. CIRCUITO GUADALOPE	Ösa (=) ÁJaa[	7	3	2:07.401	4.113	0.081	108.7
22	86	Sergio Cabal			RASANTE SPORT	Ösa (=) ÁJaa[	9	6	2:07.747	4.459	0.346	108.4
23	65	Roberto Fernandez			CIUDAD DE GETAFE	Ösa (=) ÁJaa[	9	5	2:07.804	4.516	0.057	108.4
24	12	Manuel Isidro	R	6	EFICAR TEAM	Ösa (=) ÁJaa[	9	8	2:08.074	4.786	0.270	108.2
25	71	Victor Ambite			ULTIMA VUELTA	Ösa (=) ÁJaa[	4	3	2:09.082	5.794	1.008	107.3
26	16	Victor Ambite	R	7	CIUDAD DE GETAFE	Ösa (=) ÁJaa[	3	2	2:09.170	5.882	0.088	107.3
27	30	Mario Castro			PROMOCOPA	Ösa (=) ÁJaa[	9	8	2:09.475	6.187	0.305	107.0
28	37	Victor Cantin			VICTOR CANTIN PINILLA	Ösa (=) ÁJaa[	8	6	2:09.887	6.599	0.412	106.7
29	54	Borja Arrizabalaga			PROMOCOPA	Ösa (=) ÁJaa[	3	3	3:06.862	1:03.574	56.975	74.1

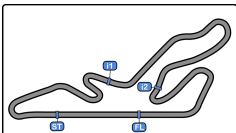
Publicado a las:.....

Temp Pista: 8+ ' 57 Temp Aire: % ' 57 Humedad: 44 % Estado Pista: SECA

Director Carrera:

Cronometrador:





Circuito de Madrid Jarama-RACE 3.850 m.

Circuito de Madrid Jarama - RACI  
SAXO TROPHY JARAMA RACE  
Cronometrado Previo



F Ygi `HUXcg'Dfc j ]g]cbUYg'dcf 7 UN[ cf:U

Clas	B.	Piloto	Cat	Clas	Equipo	Vehiculo	Vtas.	Mejor	Tiempo	8 IZ%	Interval	Km/h
1	64	Alexander Villanueva			EFICAR TEAM	Ôâs[ (=) ÁJæp[	5	4	2:03.288			112.4
2	96	Luis Alvarez			PROMOCOPA	Ôâs[ (=) ÁJæp[	11	4	2:03.433	0.145	0.145	112.2
3	20	Andrea Fernandez			EFICAR TEAM	Ôâs[ (=) ÁJæp[	8	7	2:03.562	0.274	0.129	112.1
4	6	Francisco Comendador			VSR MOTORSPORT	Ôâs[ (=) ÁJæp[	9	5	2:03.741	0.453	0.179	112.0
5	73	Fernando Paniagua			VSR MOTORSPORT	Ôâs[ (=) ÁJæp[	8	4	2:03.954	0.666	0.213	111.8
6	33	Sylvain Xavier			R.A.C. CIRCUITO	Ôâs[ (=) ÁJæp[	9	8	2:05.120	1.832	1.166	110.7
7	80	Oscar Montalvo			RX PRO RACING	Ôâs[ (=) ÁJæp[	10	8	2:05.652	2.364	0.532	110.3
8	39	Ralf Henri			DESGUACES LA TORRE	Ôâs[ (=) ÁJæp[	9	7	2:05.907	2.619	0.255	110.0
9	7	Alvaro Ruiz			PROMOCOPA	Ôâs[ (=) ÁJæp[	9	8	2:05.989	2.701	0.082	110.0
10	49	Jose Antonio Martin			C.D PLEMAR SPORT	Ôâs[ (=) ÁJæp[	10	5	2:06.149	2.861	0.160	109.8
11	5	Jonathan Gomez			ÚÒÒSÁÓ- ÒË UVUÚÓÑVÒÁ	Ôâs[ (=) ÁJæp[	10	4	2:06.372	3.084	0.223	109.6
12	24	Marcos Gonzalez			ULTIMA VUELTA	Ôâs[ (=) ÁJæp[	9	6	2:06.506	3.218	0.134	109.5
13	46	Gustavo Gomar			RX PRO RACING	Ôâs[ (=) ÁJæp[	8	3	2:06.541	3.253	0.035	109.5
14	3	Ól' ÉRæp[ ÁVædÁ:			PROMOCOPA	Ôâs[ (=) ÁJæp[	10	9	2:06.704	3.416	0.163	109.3
15	18	Carlos Arco			R.A.C. CIRCUITO	Ôâs[ (=) ÁJæp[	10	9	2:06.940	3.652	0.236	109.1
16	22	Ó' æ^!{ [ ÁVædÁ:			R.A.C. CIRCUITO	Ôâs[ (=) ÁJæp[	7	3	2:07.401	4.113	0.461	108.7
17	86	Sergio Cabal			RASANTE SPORT	Ôâs[ (=) ÁJæp[	9	6	2:07.747	4.459	0.346	108.4
18	65	Roberto Fernandez			CIUDAD DE GETAFE	Ôâs[ (=) ÁJæp[	9	5	2:07.804	4.516	0.057	108.4
19	71	T æ ^!{ ÁVædÁ:			ULTIMA VUELTA	Ôâs[ (=) ÁJæp[	4	3	2:09.082	5.794	1.278	107.3
20	30	Mario Castro			PROMOCOPA	Ôâs[ (=) ÁJæp[	9	8	2:09.475	6.187	0.393	107.0
21	37	Victor Cantin			VICTOR CANTIN PINILLA	Ôâs[ (=) ÁJæp[	8	6	2:09.887	6.599	0.412	106.7
22	54	Borja Arrizabalaga			PROMOCOPA	Ôâs[ (=) ÁJæp[	3	3	3:06.862	1:03.574	56.975	74.1

Rookie

Clas	B.	Piloto	Cat	Clas	Equipo	Vehiculo	Vtas.	Mejor	Tiempo	8 IZ%	Interval	Km/h
1	23	Mariano Esteban	R	1	VSR MOTORSPORT	Ôâs[ (=) ÁJæp[	5	4	2:05.513			110.4
2	95	Gonzalo Alvarez	R	2	PROMOCOPA	Ôâs[ (=) ÁJæp[	11	9	2:05.839	0.326	0.326	110.1
3	19	Juan Dominguez	R	3	AUTOMOVIL CLUB VEC	Ôâs[ (=) ÁJæp[	10	8	2:06.631	1.118	0.792	109.4
4	4	Ricard Cano	R	4	PROMOCOPA	Ôâs[ (=) ÁJæp[	10	5	2:07.292	1.779	0.661	108.8
5	27	Ramon Vidal	R	5	PROMOCOPA	Ôâs[ (=) ÁJæp[	9	3	2:07.320	1.807	0.028	108.8
6	12	Manuel Isidro	R	6	EFICAR TEAM	Ôâs[ (=) ÁJæp[	9	8	2:08.074	2.561	0.754	108.2
7	16	Victor Ambite	R	7	CIUDAD DE GETAFE	Ôâs[ (=) ÁJæp[	3	2	2:09.170	3.657	1.096	107.3

Publicado a las:.....

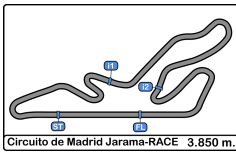
Temp Pista: 8+ ' 57 Temp Aire: % ' 57 Humedad: 44 % Estado Pista: SECA

Director Carrera:

Cronometrador:

*J. Alvarez*





**Circuito de Madrid Jarama - RACI**  
**SAXO TROPHY JARAMA RACE**  
**Cronometrado Previo**  
**Tiempos Por Vuelta**



**3** **Óscar Azañón** **PROMOCOPIA**

Vta	D	Tiempo	Sector 1	Sector 2	Sector 3	T. Spd	Elapsed
1		10:02:27.300	10:01:03.079	46.882	37.339	74.4	10:02:27.300
2		2:08.320	49.278	42.941	36.101	173.9	10:04:35.620
3		2:07.931	48.996	43.098	35.837	169.5	10:06:43.551
4		2:07.558	49.028	42.901	35.629	171.9	10:08:51.109
5		2:07.547	48.895	42.843	35.809	169.8	10:10:58.656
6		2:16.886 P	49.411	43.089	44.386	156.2	10:13:15.542
7		3:18.428	1:58.639	43.722	36.067	93.7	10:16:33.970
8		2:06.737	48.449	42.775	35.513	171.1	10:18:40.707
9		2:06.704	48.453	42.658	35.593	174.1	10:20:47.411
10		2:45.226 P	56.108	54.574	54.544	143.0	10:23:32.637

**4** **Ricard Cano** **PROMOCOPIA**  
 Rookie

Vta	D	Tiempo	Sector 1	Sector 2	Sector 3	T. Spd	Elapsed
1		10:02:26.860	10:01:01.856	47.619	37.385	73.4	10:02:26.860
2		2:09.398	49.338	43.861	36.199	173.3	10:04:36.258
3		2:07.954	49.059	43.157	35.738	174.7	10:06:44.212
4		2:08.489	49.065	43.451	35.973	177.3	10:08:52.701
5		2:07.292	48.860	42.805	35.627	175.3	10:10:59.993
6		2:29.940 P	48.609	46.572	54.759	174.4	10:13:29.933
7		3:59.806	2:27.312	56.009	36.485	73.1	10:17:29.739
8		2:07.945	48.933	43.290	35.722	173.9	10:19:37.684
9		2:07.504	48.529	43.229	35.746	172.8	10:21:45.188
10		3:15.806 P	1:04.339	1:09.204	1:02.263	123.7	10:25:00.994

**5** **Jonathan Gomez** **PROMOCOPIA**  
 Oscar Gomez

Vta	D	Tiempo	Sector 1	Sector 2	Sector 3	T. Spd	Elapsed
1		10:02:24.275	10:01:02.237	45.562	36.476	78.7	10:02:24.275
2		2:07.094	48.546	43.046	35.502	172.8	10:04:31.369
3		2:07.344	48.128	43.793	35.423	173.6	10:06:38.713
4		2:06.372	48.030	42.971	35.371	171.9	10:08:45.085
5		2:06.461	48.021	43.051	35.389	173.0	10:10:51.546
6		2:06.789	48.443	42.939	35.407	173.0	10:12:58.335
7		2:25.840 P	50.364	48.299	47.177	155.6	10:15:24.175
8		3:10.685	1:51.814	43.182	35.689	95.5	10:18:34.860
9		2:06.570	48.332	42.858	35.380	171.7	10:20:41.430
10		2:48.806 P	56.030	58.766	54.010	136.8	10:23:30.236

**6** **Francisco Comendador** **VSR MOTORSPORT**

Vta	D	Tiempo	Sector 1	Sector 2	Sector 3	T. Spd	Elapsed
1		10:03:16.715	10:01:56.919	44.060	35.736	83.8	10:03:16.715
2		2:04.687	47.764	41.916	35.007	173.6	10:05:21.402
3		2:04.515	47.685	41.917	34.913	174.7	10:07:25.917
4		2:04.092	47.507	41.720	34.865	175.6	10:09:30.009
5		2:03.741	47.149	41.738	34.854	176.7	10:11:33.750
6		2:12.355 P	47.120	41.978	43.257	177.3	10:13:46.105
7		4:44.245	3:26.834	42.104	35.307	93.1	10:18:30.350
8		2:03.842	47.148	41.742	34.952	175.3	10:20:34.192
9		2:34.339 P	49.032	46.354	58.953	166.4	10:23:08.531

**7** **Alvaro Ruiz** **PROMOCOPIA**

Vta	D	Tiempo	Sector 1	Sector 2	Sector 3	T. Spd	Elapsed
1		10:02:23.277	10:01:00.815	46.184	36.278	74.5	10:02:23.277
2		2:07.707	48.395	43.420	35.892	170.6	10:04:30.984
3		2:08.666	48.962	43.909	35.795	164.6	10:06:39.650
4		2:07.179	48.310	43.394	35.475	173.9	10:08:46.829
5		2:17.530 P	49.140	44.705	43.685	173.3	10:11:04.359
6		3:51.226	2:32.033	43.805	35.388	88.0	10:14:55.585
7		2:08.202	48.476	43.987	35.739	174.4	10:17:03.787
8		2:05.989	47.999	42.590	35.400	171.4	10:19:09.776
9		2:20.476 P	50.054	44.491	45.931	155.8	10:21:30.252

**12** **Manuel Isidro** **EFICAR TEAM**  
 Rookie

Vta	D	Tiempo	Sector 1	Sector 2	Sector 3	T. Spd	Elapsed
1		10:06:46.665	10:05:14.209	49.647	42.809	75.3	10:06:46.665
2		2:08.768	49.288	43.612	35.868	168.4	10:08:55.433
3		2:09.520	49.368	44.438	35.714	168.2	10:11:04.953
4		2:11.325	51.881	43.725	35.719	148.7	10:13:16.278
5		2:11.757	50.253	43.798	37.706	149.5	10:15:28.035
6		2:08.864	49.024	44.208	35.632	164.8	10:17:36.899
7		2:08.075	48.774	43.644	35.657	167.7	10:19:44.974
8		2:08.074	48.987	43.427	35.660	169.0	10:21:53.048
9		3:01.515 P	57.965	1:02.898	1:00.652	146.5	10:24:54.563

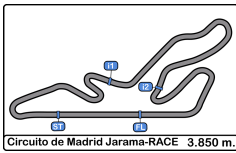
**16** **Victor Ambite** **CIUDAD DE GETAFE**  
 Rookie

Vta	D	Tiempo	Sector 1	Sector 2	Sector 3	T. Spd	Elapsed
1		10:17:47.787			10:17:47.787		10:17:47.787
2		2:09.170			10:19:56.957		10:19:56.957
3		2:13.070			10:22:10.027		10:22:10.027

**18** **Carlos Arco** **R.A.C. CIRCUITO GUADALOPE**

Vta	D	Tiempo	Sector 1	Sector 2	Sector 3	T. Spd	Elapsed
1		10:02:47.113	10:01:20.745	48.606	37.762	60.3	10:02:47.113
2		2:25.315	54.842	52.235	38.238	162.8	10:05:12.428
3		2:06.962	48.749	42.843	35.370	169.8	10:07:19.390
4		2:07.806	48.282	42.943	36.581	173.0	10:09:27.196
5		2:09.262	48.421	44.844	35.997	172.5	10:11:36.458
6		2:07.065	48.663	42.583	35.819	175.0	10:13:43.523
7		2:07.227	48.572	42.804	35.851	172.5	10:15:50.750
8		2:07.311	48.762	42.672	35.877	174.1	10:17:58.061
9		2:06.940	48.639	42.639	35.662	173.3	10:20:05.001
10		2:42.129 P	56.007	56.534	49.588	174.7	10:22:47.130





**Circuito de Madrid Jarama - RACI**  
**SAXO TROPHY JARAMA RACE**  
**Cronometrado Previo**  
**Tiempos Por Vuelta**



**19** Juan Dominguez **27** Ramon Vidal  
 Rookie AUTOMOVIL CLUB VEC Rookie PROMOCOPIA

Vta	D	Tiempo	Sector 1	Sector 2	Sector 3	T. Spd	Elapsed	Vta	D	Tiempo	Sector 1	Sector 2	Sector 3	T. Spd	Elapsed
1		10:02:38.194	10:01:17.947	44.373	35.874	72.7	10:02:38.194	1		10:06:02.887	10:04:41.758	44.069	37.060	78.4	10:06:02.887
2		2:08.155	48.944	43.156	36.055	174.7	10:04:46.349	2		2:09.147	49.098	43.089	36.960	174.1	10:08:12.034
3		2:08.484	48.672	44.199	35.613	175.8	10:06:54.833	3		<b>2:07.320</b>	48.888	<b>42.522</b>	<b>35.910</b>	178.2	10:10:19.354
4		2:11.050	48.892	<b>42.608</b>	39.550	169.8	10:09:05.883	4		2:16.705	<b>48.868</b>	47.842	39.995	176.4	10:12:36.059
5		2:23.271	55.420	49.501	38.350	145.5	10:11:29.154	5		2:08.269	49.110	43.035	36.124	174.7	10:14:44.328
6		2:07.263	48.743	42.962	35.558	174.1	10:13:36.417	6		2:08.270	49.068	42.847	36.355	174.4	10:16:52.598
7		2:07.988	48.970	43.417	35.601	175.0	10:15:44.405	7		2:08.354	49.006	42.933	36.415	175.0	10:19:00.952
8		<b>2:06.631</b>	<b>48.665</b>	42.660	<b>35.306</b>	173.9	10:17:51.036	8		2:40.327	55.833	1:00.509	43.985	142.6	10:21:41.279
9		2:24.174	55.099	50.033	39.042	143.4	10:20:15.210	9		3:09.673 P	1:03.773	1:06.571	59.329	120.1	10:24:50.952
10		2:49.182 P	1:01.692	51.176	56.314	123.5	10:23:04.392								

**20** Andrea Fernandez **30** Mario Castro  
 EFICAR TEAM PROMOCOPIA

Vta	D	Tiempo	Sector 1	Sector 2	Sector 3	T. Spd	Elapsed	Vta	D	Tiempo	Sector 1	Sector 2	Sector 3	T. Spd	Elapsed
1		10:04:00.735	10:02:39.970	44.337	36.428	77.0	10:04:00.735	1		10:02:32.790	10:01:10.685	44.890	37.215	75.6	10:02:32.790
2		2:05.804	48.501	42.242	35.061	172.8	10:06:06.539	2		2:11.106	50.952	43.669	36.485	156.2	10:04:43.896
3		2:04.573	47.571	42.052	34.950	175.6	10:08:11.112	3		2:31.159 P	49.719	50.027	51.413	163.1	10:07:15.055
4		2:04.005	47.388	41.805	34.812	175.8	10:10:15.117	4		5:25.353	4:03.336	45.084	36.933	74.6	10:12:40.408
5		2:31.194 P	54.709	47.295	49.190	150.4	10:12:46.311	5		2:11.181	50.583	43.761	36.837	163.8	10:14:51.589
6		4:28.059	2:59.217	52.848	35.994	86.8	10:17:14.370	6		2:10.739	49.914	43.739	37.086	164.8	10:17:02.328
7		<b>2:03.562</b>	47.397	<b>41.735</b>	<b>34.430</b>	175.8	10:19:17.932	7		2:11.312	51.495	<b>43.604</b>	<b>36.213</b>	161.4	10:19:13.640
8		2:18.385 P	<b>47.176</b>	43.592	47.617	179.1	10:21:36.317	8		<b>2:09.475</b>	<b>49.588</b>	43.673	36.214	167.1	10:21:23.115
9								9		3:00.992 P	1:04.672	1:00.349	55.971	114.8	10:24:24.107

**22** **33** Sylvain Xavier  
 R.A.C. CIRCUITO GUADALOPE R.A.C. CIRCUITO GUADALOPE

Vta	D	Tiempo	Sector 1	Sector 2	Sector 3	T. Spd	Elapsed	Vta	D	Tiempo	Sector 1	Sector 2	Sector 3	T. Spd	Elapsed
1		10:03:48.252	10:02:24.742	47.042	36.468	63.3	10:03:48.252	1		10:04:09.565	10:02:45.366	46.590	37.609	75.3	10:04:09.565
2		2:07.560	49.005	<b>42.899</b>	35.656	168.7	10:05:55.812	2		2:06.552	48.208	42.658	35.686	171.9	10:06:16.117
3		<b>2:07.401</b>	<b>48.762</b>	43.025	<b>35.614</b>	169.5	10:08:03.213	3		2:05.612	<b>47.510</b>	42.763	35.339	175.8	10:08:21.729
4		2:34.443 P	51.986	51.634	50.823	169.0	10:10:37.656	4		2:11.409	47.913	46.530	36.966	175.6	10:10:33.138
5		6:55.205	5:34.985	44.296	35.924	75.2	10:17:32.861	5		2:33.694 P	50.747	47.961	54.986	169.8	10:13:06.832
6		2:10.670	48.801	45.226	36.643	170.6	10:19:43.531	6		3:25.922	1:59.189	48.692	38.041	80.4	10:16:32.754
7		2:24.961 P	51.427	43.962	49.572	143.8	10:22:08.492	7		2:05.554	48.014	42.196	35.344	177.9	10:18:38.308
8								8		<b>2:05.120</b>	47.949	<b>42.130</b>	<b>35.041</b>	182.4	10:20:43.428
9								9		3:05.073 P	59.071	1:02.095	1:03.907	112.9	10:23:48.501

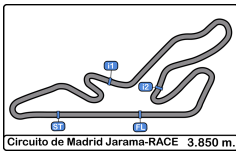
**23** Mariano Esteban **37** Victor Cantin  
 Rookie VSR MOTORSPORT VICTOR CANTIN PINILLA

Vta	D	Tiempo	Sector 1	Sector 2	Sector 3	T. Spd	Elapsed	Vta	D	Tiempo	Sector 1	Sector 2	Sector 3	T. Spd	Elapsed
1		10:03:41.854			<b>10:03:41.854</b>		10:03:41.854	1		10:07:41.588	10:06:18.729	45.399	37.460	84.2	10:07:41.588
2		2:06.787			10:05:48.641		10:05:48.641	2		2:11.417	49.650	44.764	37.003	163.3	10:09:53.005
3		2:06.033			10:07:54.674		10:07:54.674	3		2:11.751	49.824	44.880	37.047	164.6	10:12:04.756
4		<b>2:05.513</b>			10:10:00.187		10:10:00.187	4		2:10.370	49.499	44.360	<b>36.511</b>	164.1	10:14:15.126
5		2:17.915			10:12:18.102		10:12:18.102	5		2:12.332	50.215	44.602	37.515	163.8	10:16:27.458

**24** Marcos Gonzalez **38** **39**  
 ULTIMA VUELTA

Vta	D	Tiempo	Sector 1	Sector 2	Sector 3	T. Spd	Elapsed	Vta	D	Tiempo	Sector 1	Sector 2	Sector 3	T. Spd	Elapsed
1		10:05:01.596	10:03:40.982	43.820	36.794	79.7	10:05:01.596	6		<b>2:09.887</b>	<b>49.182</b>	<b>44.151</b>	36.554	164.1	10:18:37.345
2		2:07.878	48.995	<b>42.609</b>	36.274	172.2	10:07:09.474	7		2:29.748	56.816	53.506	39.426	166.6	10:21:07.093
3		2:07.155	48.575	42.937	35.643	173.6	10:09:16.629	8		2:43.246 P	50.435	48.026	1:04.785	163.3	10:23:50.339
4		2:06.964	48.276	43.057	35.631	171.9	10:11:23.593								
5		2:07.214	48.792	42.712	35.710	173.6	10:13:30.807								
6		<b>2:06.506</b>	<b>48.260</b>	42.622	<b>35.624</b>	172.5	10:15:37.313								
7		2:18.218 P	48.611	44.494	45.113	174.1	10:17:55.531								
8		3:30.124	2:08.518	45.669	35.937	82.8	10:21:25.655								
9		2:47.769 P	1:03.328	51.921	52.520	123.4	10:24:13.424								





**Circuito de Madrid Jarama - RACI**  
**SAXO TROPHY JARAMA RACE**  
**Cronometrado Previo**  
**Tiempos Por Vuelta**



**39** Ralf Henri **65** Roberto Fernandez  
 DESGUACES LA TORRE CIUDAD DE GETAFE

Vta	D	Tiempo	Sector 1	Sector 2	Sector 3	T. Spd	Elapsed	Vta	D	Tiempo	Sector 1	Sector 2	Sector 3	T. Spd	Elapsed
1		10:02:25.440	10:01:00.305	47.500	37.635	70.5	10:02:25.440	1		10:05:04.249	10:03:41.654	45.716	36.879	69.9	10:05:04.249
2		2:07.376	48.599	42.890	35.887	173.3	10:04:32.816	2		2:09.044	49.712	43.453	35.879	169.5	10:07:13.293
3		2:08.948	48.262	43.502	37.184	174.7	10:06:41.764	3		2:08.720	49.615	43.225	35.880	172.8	10:09:22.013
4		2:06.100	48.071	42.569	<b>35.460</b>	175.6	10:08:47.864	4		2:08.226	49.087	43.389	35.750	173.6	10:11:30.239
5		2:22.828	51.298	53.991	37.539	175.3	10:11:10.692	5		<b>2:07.804</b>	<b>49.084</b>	43.147	<b>35.573</b>	175.6	10:13:38.043
6		2:06.252	48.109	42.640	35.503	175.6	10:13:16.944	6		2:14.675 P	49.390	<b>43.045</b>	42.240	174.1	10:15:52.718
7		<b>2:05.907</b>	<b>47.847</b>	42.570	35.490	177.3	10:15:22.851	7		3:24.245	2:05.131	43.258	35.856	89.9	10:19:16.963
8		2:21.166	48.942	56.099	36.125	174.1	10:17:44.017	8		2:10.070	49.442	44.012	36.616	173.3	10:21:27.033
9		2:19.323 P	48.043	<b>42.414</b>	48.866	174.7	10:20:03.340	9		2:53.641 P	1:02.506	54.333	56.802	111.5	10:24:20.674

**46** Gustavo Gomar **71** T a ˆ ^ | A ˆ f i [ : **71** **Ultima Vuelta**  
 RX PRO RACING ULTIMA VUELTA

Vta	D	Tiempo	Sector 1	Sector 2	Sector 3	T. Spd	Elapsed	Vta	D	Tiempo	Sector 1	Sector 2	Sector 3	T. Spd	Elapsed
1		10:04:59.141	10:03:38.101	45.407	35.633	62.3	10:04:59.141	1		10:14:53.315			<b>10:14:53.315</b>		10:14:53.315
2		2:07.701	48.982	43.237	<b>35.482</b>	171.7	10:07:06.842	2		2:09.669			10:17:02.984		10:17:02.984
3		<b>2:06.541</b>	<b>48.183</b>	42.785	35.573	173.6	10:09:13.383	3		<b>2:09.082</b>			10:19:12.066		10:19:12.066
4		2:07.264	48.522	43.087	35.655	174.4	10:11:20.647	4		2:09.360			10:21:21.426		10:21:21.426
5		2:06.589	48.198	<b>42.737</b>	35.654	174.7	10:13:27.236								
6		2:24.068 P	48.727	44.007	51.334	173.6	10:15:51.304								
7		4:33.808	3:14.695	42.967	36.146	84.1	10:20:25.112								
8		2:36.920 P	48.984	45.972	1:01.964	160.0	10:23:02.032								

**49** Jose Antonio Martin **73** Fernando Paniagua **73** **VSR MOTORSPORT**  
 C.D PLEMAR SPORT

Vta	D	Tiempo	Sector 1	Sector 2	Sector 3	T. Spd	Elapsed	Vta	D	Tiempo	Sector 1	Sector 2	Sector 3	T. Spd	Elapsed
1		10:02:35.203	10:01:14.402	44.460	36.341	64.0	10:02:35.203	1		10:03:35.009	10:02:15.030	44.226	35.753	71.5	10:03:35.009
2		2:08.769	49.395	43.473	35.901	171.7	10:04:43.972	2		2:05.518	47.920	42.447	35.151	171.7	10:05:40.527
3		2:06.495	48.953	<b>42.340</b>	<b>35.202</b>	174.4	10:06:50.467	3		2:04.366	47.572	41.939	34.855	172.8	10:07:44.893
4		2:06.881	<b>48.306</b>	42.394	36.181	178.2	10:08:57.348	4		<b>2:03.954</b>	<b>47.290</b>	<b>41.822</b>	<b>34.842</b>	174.7	10:09:48.847
5		<b>2:06.149</b>	48.381	42.465	35.303	177.9	10:11:03.497	5		2:25.927 P	58.068	44.439	43.420	125.5	10:12:14.774
6		2:06.397	48.454	42.646	35.297	179.1	10:13:09.894	6		5:40.806	4:17.422	46.595	36.789	77.1	10:17:55.580
7		2:09.588	51.469	42.456	35.663	176.1	10:15:19.482	7		2:07.059	48.670	42.931	35.458	167.1	10:20:02.639
8		2:06.869	48.365	42.867	35.637	177.3	10:17:26.351	8		2:36.328 P	54.852	48.808	52.668	140.2	10:22:38.967
9		2:24.101	48.504	52.542	43.055	177.9	10:19:50.452								
10		2:37.030 P	58.334	46.701	51.995	123.5	10:22:27.482								

**54** Borja Arrizabalaga **80** Oscar Montalvo **80** **RX PRO RACING**  
 PROMOCOPA

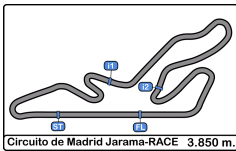
Vta	D	Tiempo	Sector 1	Sector 2	Sector 3	T. Spd	Elapsed	Vta	D	Tiempo	Sector 1	Sector 2	Sector 3	T. Spd	Elapsed
1		10:07:13.841 P	10:05:36.986	47.221	49.634	79.6	10:07:13.841	1		10:03:35.804	10:02:14.721	45.013	36.070	71.2	10:03:35.804
2		14:42.888	13:22.784	<b>43.929</b>	<b>36.175</b>	82.4	10:21:56.729	2		2:06.240	47.874	43.024	35.342	175.3	10:05:42.044
3		<b>3:06.862</b> P	<b>56.776</b>	1:06.378	1:03.708	154.5	10:25:03.591	3		2:05.818	47.867	42.679	35.272	175.0	10:07:47.862
								4		2:05.877	48.004	<b>42.613</b>	<b>35.260</b>	174.4	10:09:53.739
								5		2:05.751	<b>47.482</b>	42.773	35.496	175.8	10:11:59.490
								6		2:05.805	47.689	42.797	35.319	173.6	10:14:05.295
								7		2:05.835	47.704	42.724	35.407	173.0	10:16:11.130
								8		<b>2:05.652</b>	47.697	42.654	35.301	173.0	10:18:16.782
								9		2:08.696	48.049	42.837	37.810	173.3	10:20:25.478
								10		2:40.697 P	54.423	49.216	57.058	139.7	10:23:06.175

**64** Alexander Villanueva **EFICAR TEAM**

Vta	D	Tiempo	Sector 1	Sector 2	Sector 3	T. Spd	Elapsed
1		10:04:54.370	10:03:35.912	43.222	35.236	63.4	10:04:54.370
2		2:04.810	48.032	41.996	34.782	176.1	10:06:59.180
3		2:03.313	47.305	<b>41.485</b>	<b>34.523</b>	178.5	10:09:02.493
4		<b>2:03.288</b>	<b>47.200</b>	41.538	34.550	180.0	10:11:05.781
5		2:15.343 P	49.904	43.815	41.624	148.5	10:13:21.124







**Circuito de Madrid Jarama - RACI**  
**SAXO TROPHY JARAMA RACE**  
**Cronometrado Previo**  
**Tiempos Por Vuelta**



86

Sergio Cabal

Ôä[ (=) Àæ[

RASANTE SPORT

Vta	D	Tiempo	Sector 1	Sector 2	Sector 3	T. Spd	Elapsed
1		10:03:12.480	10:01:50.689	45.290	36.501	83.2	10:03:12.480
2		2:23.334 P	49.547	45.720	48.067	171.4	10:05:35.814
3		3:42.587	2:21.246	45.626	35.715	90.3	10:09:18.401
4		2:09.476	49.073	43.955	36.448	171.4	10:11:27.877
5		2:13.037	48.840	48.415	35.782	173.9	10:13:40.914
6		2:07.747	48.985	43.144	35.618	171.9	10:15:48.661
7		2:10.639	49.418	45.534	35.687	170.8	10:17:59.300
8		2:08.216	48.975	43.449	35.792	167.9	10:20:07.516
9		2:32.372 P	53.679	47.582	51.111	150.0	10:22:39.888

95

Gonzalo Alvarez

Ôä[ (=) Àæ[

Rookie

PROMOCOPA

Vta	D	Tiempo	Sector 1	Sector 2	Sector 3	T. Spd	Elapsed
1		10:02:27.852	10:01:07.522	44.634	35.696	80.0	10:02:27.852
2		2:09.030	49.689	44.015	35.326	180.6	10:04:36.882
3		2:10.835	50.126	45.336	35.373	179.4	10:06:47.717
4		2:11.390	48.854	43.598	38.938	178.8	10:08:59.107
5		2:06.180	48.340	42.544	35.296	171.7	10:11:05.287
6		2:06.025	48.183	42.672	35.170	176.7	10:13:11.312
7		2:06.392	47.993	42.489	35.910	177.0	10:15:17.704
8		2:06.885	48.100	42.704	36.081	174.1	10:17:24.589
9		2:05.839	48.073	42.397	35.369	175.0	10:19:30.428
10		2:06.471	48.398	42.668	35.405	176.1	10:21:36.899
11		2:49.053 P	58.512	57.206	53.335	130.2	10:24:25.952

96

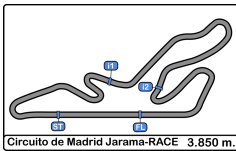
Luis Alvarez

Ôä[ (=) Àæ[

PROMOCOPA

Vta	D	Tiempo	Sector 1	Sector 2	Sector 3	T. Spd	Elapsed
1		10:02:28.139	10:01:06.222	46.368	35.549	75.7	10:02:28.139
2		2:12.298	52.720	44.530	35.048	181.2	10:04:40.437
3		2:04.213	47.517	41.804	34.892	177.6	10:06:44.650
4		2:03.433	46.892	41.827	34.714	181.2	10:08:48.083
5		2:13.700	53.282	45.109	35.309	151.8	10:11:01.783
6		2:05.698	47.473	43.192	35.033	178.5	10:13:07.481
7		2:08.772	50.669	42.335	35.768	175.6	10:15:16.253
8		2:04.860	47.589	42.149	35.122	174.7	10:17:21.113
9		2:07.707	50.354	42.289	35.064	159.2	10:19:28.820
10		2:06.468	48.408	42.714	35.346	175.8	10:21:35.288
11		3:02.861 P	1:03.537	1:00.047	59.277	124.7	10:24:38.149





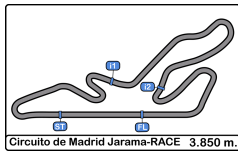
**Circuito de Madrid Jarama - RACI**  
**SAXO TROPHY JARAMA RACE**  
**Cronometrado Previo**  
**Mejores Sectores**



Circuito de Madrid Jarama-RACE 3.850 m.

Sector - 1			Sector - 2			Sector - 3			Vta. Ideal vs Mejor Vta.						
Clas	B.	Piloto	Tiempo	B.	Piloto	Tiempo	B.	Piloto	Tiempo	Clas	B.	Piloto	Ideal Lap	Best Lap	Clas
1	96	Luis Alvarez	46.892	64	Alexander Villanueva	41.485	20	Andrea Fernandez	34.430	1	64	Alexander Villanueva	2:03.208	2:03.288	1
2	6	Francisco Comendador	47.120	6	Francisco Comendador	41.720	64	Alexander Villanueva	34.523	2	20	Andrea Fernandez	2:03.341	2:03.562	3
3	20	Andrea Fernandez	47.176	20	Andrea Fernandez	41.735	96	Luis Alvarez	34.714	3	96	Luis Alvarez	2:03.410	2:03.433	2
4	64	Alexander Villanueva	47.200	96	Luis Alvarez	41.804	73	Fernando Paniagua	34.842	4	6	Francisco Comendador	2:03.694	2:03.741	4
5	73	Fernando Paniagua	47.290	73	Fernando Paniagua	41.822	6	Francisco Comendador	34.854	5	73	Fernando Paniagua	2:03.954	2:03.954	5
6	80	Oscar Montalvo	47.482	33	Sylvain Xavier	42.130	33	Sylvain Xavier	35.041	6	33	Sylvain Xavier	2:04.681	2:05.120	6
7	33	Sylvain Xavier	47.510	49	Jose Antonio Martin	42.340	95	Gonzalo Alvarez	35.170	7	80	Oscar Montalvo	2:05.355	2:05.652	8
8	39	Ralf Henri	47.847	95	Gonzalo Alvarez	42.397	49	Jose Antonio Martin	35.202	8	95	Gonzalo Alvarez	2:05.560	2:05.839	9
9	95	Gonzalo Alvarez	47.993	39	Ralf Henri	42.414	80	Oscar Montalvo	35.260	9	39	Ralf Henri	2:05.721	2:05.907	10
10	7	Alvaro Ruiz	47.999	27	Ramon Vidal	42.522	19	Juan Dominguez	35.306	10	49	Jose Antonio Martin	2:05.848	2:06.149	12
11	5	Gomez - Gomez	48.021	18	Carlos Arco	42.583	18	Carlos Arco	35.370	11	7	Alvaro Ruiz	2:05.977	2:05.989	11
12	46	Gustavo Gomar	48.183	7	Alvaro Ruiz	42.590	5	Gomez - Gomez	35.371	12	18	Carlos Arco	2:06.235	2:06.940	18
13	24	Marcos Gonzalez	48.260	19	Juan Dominguez	42.608	7	Alvaro Ruiz	35.388	13	5	Jonathan Gomez	2:06.250	2:06.372	13
14	18	Carlos Arco	48.282	24	Marcos Gonzalez	42.609	39	Ralf Henri	35.460	14	46	Gustavo Gomar	2:06.402	2:06.541	15
15	49	Jose Antonio Martin	48.306	80	Oscar Montalvo	42.613	46	Gustavo Gomar	35.482	15	24	Marcos Gonzalez	2:06.493	2:06.506	14
16	3	Ricard Cano	48.449	3	Ricard Cano	42.658	3	Ricard Cano	35.513	16	19	Juan Dominguez	2:06.579	2:06.631	16
17	4	Ricard Cano	48.529	46	Gustavo Gomar	42.737	65	Fernandez - Cozar	35.573	17	3	Ricard Cano	2:06.620	2:06.704	17
18	19	Juan Dominguez	48.665	4	Ricard Cano	42.805	22	Ricard Cano	35.614	18	4	Ricard Cano	2:06.961	2:07.292	19
19	22	Ricard Cano	48.762	5	Gomez - Gomez	42.858	86	Sergio Cabal	35.618	19	22	Ricard Cano	2:07.275	2:07.401	21
20	12	Manuel Isidro	48.774	22	Ricard Cano	42.899	24	Marcos Gonzalez	35.624	20	27	Ramon Vidal	2:07.300	2:07.320	20
21	86	Sergio Cabal	48.840	65	Fernandez - Cozar	43.045	4	Ricard Cano	35.627	21	86	Sergio Cabal	2:07.602	2:07.747	22
22	27	Ramon Vidal	48.868	86	Sergio Cabal	43.144	12	Manuel Isidro	35.632	22	65	Roberto Fernandez	2:07.702	2:07.804	23
23	65	Fernandez - Cozar	49.084	12	Manuel Isidro	43.427	27	Ramon Vidal	35.910	23	12	Manuel Isidro	2:07.833	2:08.074	24
24	37	Victor Cantin	49.182	30	Mario Castro	43.604	54	Borja Arrizabalaga	36.175	24	30	Mario Castro	2:09.405	2:09.475	27
25	30	Mario Castro	49.588	54	Borja Arrizabalaga	43.929	30	Mario Castro	36.213	25	37	Victor Cantin	2:09.844	2:09.887	28
26	54	Borja Arrizabalaga	56.776	37	Victor Cantin	44.151	37	Victor Cantin	36.511	26	54	Borja Arrizabalaga	2:16.880	3:06.862	29
27	23	Mariano Esteban	Transpo	23	Mariano Esteban	Transpo	23	Mariano Esteban	Transpo	27	23	Mariano Esteban	Transpo	2:05.513	7
28	71	Victor Ambite	Transpo	71	Victor Ambite	Transpo	71	Victor Ambite	Transpo	28	71	Victor Ambite	Transpo	2:09.082	25
29	16	Victor Ambite	Transpo	16	Victor Ambite	Transpo	16	Victor Ambite	Transpo	29	16	Victor Ambite	Transpo	2:09.170	26





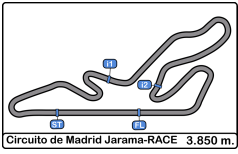
**Circuito de Madrid Jarama - RACI**  
**SAXO TROPHY JARAMA RACE**  
**Cronometrado Previo**  
**5 Mejores Tiempos**



Circuito de Madrid Jarama-RACE 3.850 m.

Cls	B. Piloto	Cat	Cls	Equipo	Vehiculo	Mejor 1		Mejor 2		Mejor 3		Mejor 4		Mejor 5	
						Tiemp	Vta	Tiemp	Vta	Tiemp	Vta	Tiemp	Vta	Tiemp	Vta
1	64 Alexander Villanueva			EFICAR TEAM	Ôä[] => ÁJä[]	2:03.288	4	2:03.313	3	2:04.810	2	2:15.343	5		
2	96 Luis Alvarez			PROMOCOPA	Ôä[] => ÁJä[]	2:03.433	4	2:04.213	3	2:04.860	8	2:05.698	6	2:06.468	10
3	20 Andrea Fernandez			EFICAR TEAM	Ôä[] => ÁJä[]	2:03.562	7	2:04.005	4	2:04.573	3	2:05.804	2	2:18.385	8
4	6 Francisco Comendador			VSR MOTORSPORT	Ôä[] => ÁJä[]	2:03.741	5	2:03.842	8	2:04.092	4	2:04.515	3	2:04.687	2
5	73 Fernando Paniagua			VSR MOTORSPORT	Ôä[] => ÁJä[]	2:03.954	4	2:04.366	3	2:05.518	2	2:07.059	7	2:25.927	5
6	33 Sylvain Xavier			R.A.C. CIRCUITO GUADALOPE	Ôä[] => ÁJä[]	2:05.120	8	2:05.554	7	2:05.612	3	2:06.552	2	2:11.409	4
7	23 Mariano Esteban	R	1	VSR MOTORSPORT	Ôä[] => ÁJä[]	2:05.513	4	2:06.033	3	2:06.787	2	2:17.915	5		
8	80 Oscar Montalvo			RX PRO RACING	Ôä[] => ÁJä[]	2:05.652	8	2:05.751	5	2:05.805	6	2:05.818	3	2:05.835	7
9	95 Gonzalo Alvarez	R	2	PROMOCOPA	Ôä[] => ÁJä[]	2:05.839	9	2:06.025	6	2:06.180	5	2:06.392	7	2:06.471	10
10	39 Ralf Henri			DESGUACES LA TORRE	Ôä[] => ÁJä[]	2:05.907	7	2:06.100	4	2:06.252	6	2:07.376	2	2:08.948	3
11	7 Alvaro Ruiz			PROMOCOPA	Ôä[] => ÁJä[]	2:05.989	8	2:07.179	4	2:07.707	2	2:08.202	7	2:08.666	3
12	49 Jose Antonio Martin			C.D PLEMAR SPORT	Ôä[] => ÁJä[]	2:06.149	5	2:06.397	6	2:06.495	3	2:06.869	8	2:06.881	4
13	5 Jonathan Gomez			ULTIMA VUELTA	Ôä[] => ÁJä[]	2:06.372	4	2:06.461	5	2:06.570	9	2:06.789	6	2:07.094	2
14	24 Marcos Gonzalez			ULTIMA VUELTA	Ôä[] => ÁJä[]	2:06.506	6	2:06.964	4	2:07.155	3	2:07.214	5	2:07.878	2
15	46 Gustavo Gomar			RX PRO RACING	Ôä[] => ÁJä[]	2:06.541	3	2:06.589	5	2:07.264	4	2:07.701	2	2:24.068	6
16	19 Juan Dominguez	R	3	AUTOMOVIL CLUB VEC	Ôä[] => ÁJä[]	2:06.631	8	2:07.263	6	2:07.988	7	2:08.155	2	2:08.484	3
17	3 Oscar Alvarez			PROMOCOPA	Ôä[] => ÁJä[]	2:06.704	9	2:06.737	8	2:07.547	5	2:07.558	4	2:07.931	3
18	18 Carlos Arco			R.A.C. CIRCUITO GUADALOPE	Ôä[] => ÁJä[]	2:06.940	9	2:06.962	3	2:07.065	6	2:07.227	7	2:07.311	8
19	4 Ricard Cano	R	4	PROMOCOPA	Ôä[] => ÁJä[]	2:07.292	5	2:07.504	9	2:07.945	8	2:07.954	3	2:08.489	4
20	27 Ramon Vidal	R	5	PROMOCOPA	Ôä[] => ÁJä[]	2:07.320	3	2:08.269	5	2:08.270	6	2:08.354	7	2:09.147	2
21	22 Oscar Arco			R.A.C. CIRCUITO GUADALOPE	Ôä[] => ÁJä[]	2:07.401	3	2:07.560	2	2:10.670	6	2:24.961	7	2:34.443	4
22	86 Sergio Cabal			RASANTE SPORT	Ôä[] => ÁJä[]	2:07.747	6	2:08.216	8	2:09.476	4	2:10.639	7	2:13.037	5
23	65 Roberto Fernandez			CIUDAD DE GETAFE	Ôä[] => ÁJä[]	2:07.804	5	2:08.226	4	2:08.720	3	2:09.044	2	2:10.070	8
24	12 Manuel Isidro	R	6	EFICAR TEAM	Ôä[] => ÁJä[]	2:08.074	8	2:08.075	7	2:08.768	2	2:08.864	6	2:09.520	3
25	71 Tã^ ^ Ä^ fi[ :			ULTIMA VUELTA	Ôä[] => ÁJä[]	2:09.082	3	2:09.360	4	2:09.669	2				
26	16 Victor Ambite	R	7	CIUDAD DE GETAFE	Ôä[] => ÁJä[]	2:09.170	2	2:13.070	3						
27	30 Mario Castro			PROMOCOPA	Ôä[] => ÁJä[]	2:09.475	8	2:10.739	6	2:11.106	2	2:11.181	5	2:11.312	7
28	37 Victor Cantin			VICTOR CANTIN PINILLA	Ôä[] => ÁJä[]	2:09.887	6	2:10.370	4	2:11.417	2	2:11.751	3	2:12.332	5
29	54 Borja Arrizabalaga			PROMOCOPA	Ôä[] => ÁJä[]	3:06.862	3	14:42.88	2						





# Circuito de Madrid Jarama - RACI

## SAXO TROPHY JARAMA RACE

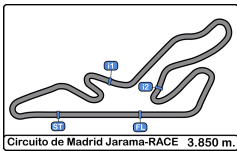
### Cronometrado Previo

### 5 Mejores Velocidades



Circuito de Madrid Jarama-RACE 3.850 m.

Clas	B.	Piloto	Cat	Cls	Equipo	Vehiculo	Top 1		Top 2		Top 3		Top 4		Top 5		Avg
							Km/h	Vta	Km/h	Vta	Km/h	Vta	Km/h	Vta	Km/h	Vta	
1	33	Sylvain Xavier			R.A.C. CIRCUITO GUADALOPE	Óä[ => ÁJæ[	182.4	8	177.9	7	175.8	3	175.6	4	171.9	2	176.7
2	96	Luis Alvarez			PROMOCOPA	Óä[ => ÁJæ[	181.2	2	181.2	4	178.5	6	177.6	3	175.8	10	178.8
3	95	Gonzalo Alvarez	R	1	PROMOCOPA	Óä[ => ÁJæ[	180.6	2	179.4	3	178.8	4	177.0	7	176.7	6	178.5
4	64	Alexander Villanueva			EFICAR TEAM	Óä[ => ÁJæ[	180.0	4	178.5	3	176.1	2	148.5	5	63.4	1	149.3
5	20	Andrea Fernandez			EFICAR TEAM	Óä[ => ÁJæ[	179.1	8	175.8	4	175.8	7	175.6	3	172.8	2	175.8
6	49	Jose Antonio Martin			C.D PLEMAR SPORT	Óä[ => ÁJæ[	179.1	6	178.2	4	177.9	5	177.9	9	177.3	8	178.1
7	27	Ramon Vidal	R	2	PROMOCOPA	Óä[ => ÁJæ[	178.2	3	176.4	4	175.0	7	174.7	5	174.4	6	175.7
8	4	Ricard Cano	R	3	PROMOCOPA	Óä[ => ÁJæ[	177.3	4	175.3	5	174.7	3	174.4	6	173.9	8	175.1
9	6	Francisco Comendador			VSR MOTORSPORT	Óä[ => ÁJæ[	177.3	6	176.7	5	175.6	4	175.3	8	174.7	3	175.9
10	39	Ralf Henri			DESGUACES LA TORRE	Óä[ => ÁJæ[	177.3	7	175.6	4	175.6	6	175.3	5	174.7	3	175.7
11	19	Juan Dominguez	R	4	AUTOMOVIL CLUB VEC	Óä[ => ÁJæ[	175.8	3	175.0	7	174.7	2	174.1	6	173.9	8	174.7
12	80	Oscar Montalvo			RX PRO RACING	Óä[ => ÁJæ[	175.8	5	175.3	2	175.0	3	174.4	4	173.6	6	174.8
13	65	Roberto Fernandez			CIUDAD DE GETAFE	Óä[ => ÁJæ[	175.6	5	174.1	6	173.6	4	173.3	8	172.8	3	173.9
14	18	Carlos Arco			R.A.C. CIRCUITO GUADALOPE	Óä[ => ÁJæ[	175.0	6	174.7	10	174.1	8	173.3	9	173.0	4	174.0
15	46	Gustavo Gomar			RX PRO RACING	Óä[ => ÁJæ[	174.7	5	174.4	4	173.6	3	173.6	6	171.7	2	173.6
16	73	Fernando Paniagua			VSR MOTORSPORT	Óä[ => ÁJæ[	174.7	4	172.8	3	171.7	2	167.1	7	140.2	8	165.3
17	7	Alvaro Ruiz			PROMOCOPA	Óä[ => ÁJæ[	174.4	7	173.9	4	173.3	5	171.4	8	170.6	2	172.7
18	3	Óä[ => ÁJæ[			PROMOCOPA	Óä[ => ÁJæ[	174.1	9	173.9	2	171.9	4	171.1	8	169.8	5	172.2
19	24	Marcos Gonzalez			ULTIMA VUELTA	Óä[ => ÁJæ[	174.1	7	173.6	3	173.6	5	172.5	6	172.2	2	173.2
20	86	Sergio Cabal			RASANTE SPORT	Óä[ => ÁJæ[	173.9	5	171.9	6	171.4	2	171.4	4	170.8	7	171.9
21	5	Jonathan Gomez			Óä[ => ÁJæ[	Óä[ => ÁJæ[	173.6	3	173.0	5	173.0	6	172.8	2	171.9	4	172.9
22	22	Óä[ => ÁJæ[			R.A.C. CIRCUITO GUADALOPE	Óä[ => ÁJæ[	170.6	6	169.5	3	169.0	4	168.7	2	143.8	7	164.3
23	12	Manuel Isidro	R	5	EFICAR TEAM	Óä[ => ÁJæ[	169.0	8	168.4	2	168.2	3	167.7	7	164.8	6	167.6
24	30	Mario Castro			PROMOCOPA	Óä[ => ÁJæ[	167.1	8	164.8	6	163.8	5	163.1	3	161.4	7	164.1
25	37	Victor Cantin			VICTOR CANTIN PINILLA	Óä[ => ÁJæ[	166.6	7	164.6	3	164.1	4	164.1	6	163.8	5	164.6
26	54	Borja Arrizabalaga			PROMOCOPA	Óä[ => ÁJæ[	154.5	3	82.4	2	79.6	1					105.5

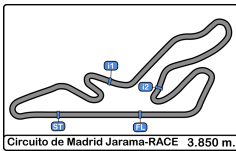


**Circuito de Madrid Jarama - RACI**  
**SAXO TROPHY JARAMA RACE**  
**Cronometrado Previo**  
**GYW YbVjUJi YHlg'Fzd]XUg**



Vta	<cfU8#U	HjYa dc'GYg]Ob	B. Piloto	Cat	Equipo	Vehiculo	Tiempo	Km/h
2	10:04:30.984	4:30.984	7 Alvaro Ruiz		PROMOCOPA	Ôã[ => Áÿæ[	<b>2:07.707</b>	108.5
2	10:04:31.369	4:31.369	5 Gomez - Gomez		ÛóóÁÚó- çÉ UVVUúóvæzÓóÉæ	Ôã[ => Áÿæ[	<b>2:07.094</b>	109.0
2	10:05:21.402	5:21.402	6 Francisco Comendador		VSR MOTORSPORT	Ôã[ => Áÿæ[	<b>2:04.687</b>	111.1
3	10:06:44.650	6:44.650	96 Luis Alvarez		PROMOCOPA	Ôã[ => Áÿæ[	<b>2:04.213</b>	111.5
4	10:08:48.083	8:48.083	96 Luis Alvarez		PROMOCOPA	Ôã[ => Áÿæ[	<b>2:03.433</b>	112.2
3	10:09:02.493	9:02.493	64 Alexander Villanueva		EFICAR TEAM	Ôã[ => Áÿæ[	<b>2:03.313</b>	112.3
4	10:11:05.781	11:05.781	64 Alexander Villanueva		EFICAR TEAM	Ôã[ => Áÿæ[	<b>2:03.288</b>	112.4





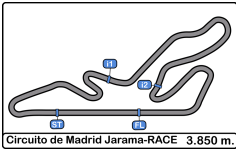
**Circuito de Madrid Jarama - RACI**  
**SAXO TROPHY JARAMA RACE**  
**Cronometrado Previo**



A Y t f ' A z l j a U J Y c v X U X ' X Y ' 9 j Y b t c

B.	Piloto	Cat	Clas	Equipo	Vehiculo	Km/h	GYGjCb
33	Sylvain Xavier			R.A.C. CIRCUITO	Ö&[ => ÁÚ&[	182.4	Cronometrado Previo
44	Jesus Rodriguez			DESGUACES LA TORRE	Ö&[ => ÁÚ&[	181.2	Entrenamiento Privado
96	Luis Alvarez			PROMOCOPA	Ö&[ => ÁÚ&[	181.2	Cronometrado Previo
60	Julian Mazuecos			CIUDAD DE GETAFE	Ö&[ => ÁÚ&[	180.6	Entrenamiento Privado
95	Gonzalo Alvarez	R	1	PROMOCOPA	Ö&[ => ÁÚ&[	180.6	Cronometrado Previo
64	Alexander Villanueva			EFICAR TEAM	Ö&[ => ÁÚ&[	180.0	Cronometrado Previo
49	Jose Antonio Martin			C.D PLEMAR SPORT	Ö&[ => ÁÚ&[	179.1	Cronometrado Previo
20	Andrea Fernandez			EFICAR TEAM	Ö&[ => ÁÚ&[	179.1	Cronometrado Previo
75	Francisco Vazquez	R	2	PROMOCOPA	Ö&[ => ÁÚ&[	178.8	Entrenamiento Privado
17	Francisco Jose Amaro			ULTIMA VUELTA	Ö&[ => ÁÚ&[	178.5	Entrenamiento Privado
27	Ramon Vidal	R	3	PROMOCOPA	Ö&[ => ÁÚ&[	178.2	Cronometrado Previo
70	Santiago Castilla			EFICAR TEAM	Ö&[ => ÁÚ&[	177.9	Entrenamiento Privado
26	Daniel Martinez			VSR MOTORSPORT	Ö&[ => ÁÚ&[	177.3	Entrenamiento Privado
10	Alberto Lazaro			ALBERTO LAZARO	Ö&[ => ÁÚ&[	177.3	Entrenamiento Privado
13	Ricard Cano			ULTIMA VUELTA	Ö&[ => ÁÚ&[	177.3	Entrenamiento Privado
98	Deogracias Millan			RX PRO RACING	Ö&[ => ÁÚ&[	177.3	Entrenamiento Privado
4	Ricard Cano	R	4	PROMOCOPA	Ö&[ => ÁÚ&[	177.3	Cronometrado Previo
6	Francisco Comendador			VSR MOTORSPORT	Ö&[ => ÁÚ&[	177.3	Cronometrado Previo
39	Ralf Henri			DESGUACES LA TORRE	Ö&[ => ÁÚ&[	177.3	Cronometrado Previo
79	Angel Lucena			RASANTE SPORT	Ö&[ => ÁÚ&[	177.0	Entrenamiento Privado
41	Ivan Riera			EFICAR TEAM	Ö&[ => ÁÚ&[	177.0	Entrenamiento Privado
35	Jose Maria Albal			ULTIMA VUELTA	Ö&[ => ÁÚ&[	177.0	Entrenamiento Privado
48	Antonio Castillo			VSR MOTORSPORT	Ö&[ => ÁÚ&[	176.7	Entrenamiento Privado
76	Carlota Villanueva			EFICAR TEAM	Ö&[ => ÁÚ&[	176.7	Entrenamiento Privado
55	David Rodriguez			DESGUACES LA TORRE	Ö&[ => ÁÚ&[	176.7	Entrenamiento Privado
77	Agustin Arce			VSR MOTORSPORT	Ö&[ => ÁÚ&[	176.4	Entrenamiento Privado
78	Angel Cabello			RASANTE SPORT	Ö&[ => ÁÚ&[	176.1	Entrenamiento Privado
14	Antonio Honrado			PROMOCOPA	Ö&[ => ÁÚ&[	176.1	Entrenamiento Privado
19	Juan Dominguez	R	5	AUTOMOVIL CLUB VEC	Ö&[ => ÁÚ&[	175.8	Cronometrado Previo
80	Oscar Montalvo			RX PRO RACING	Ö&[ => ÁÚ&[	175.8	Cronometrado Previo
11	Daniel Oliver			R.A.C. CIRCUITO	Ö&[ => ÁÚ&[	175.6	Entrenamiento Privado
65	Roberto Fernandez			CIUDAD DE GETAFE	Ö&[ => ÁÚ&[	175.6	Cronometrado Previo
59	Vicente Valles			VSR MOTORSPORT	Ö&[ => ÁÚ&[	175.3	Entrenamiento Privado
24	Marcos Gonzalez			ULTIMA VUELTA	Ö&[ => ÁÚ&[	175.3	Entrenamiento Privado
85	Pablo Blanco			PROMOCOPA	Ö&[ => ÁÚ&[	175.0	Entrenamiento Privado
18	Carlos Arco			R.A.C. CIRCUITO	Ö&[ => ÁÚ&[	175.0	Cronometrado Previo
43	Javier Albar			DESGUACES LA TORRE	Ö&[ => ÁÚ&[	174.7	Entrenamiento Privado
15	Juan Ramon Garcia			DESGUACES LA TORRE	Ö&[ => ÁÚ&[	174.7	Entrenamiento Privado
73	Fernando Paniagua			VSR MOTORSPORT	Ö&[ => ÁÚ&[	174.7	Cronometrado Previo
46	Gustavo Gomar			RX PRO RACING	Ö&[ => ÁÚ&[	174.7	Cronometrado Previo
7	Alvaro Ruiz			PROMOCOPA	Ö&[ => ÁÚ&[	174.4	Cronometrado Previo
9	Arkaitz Uranga			R.A.C. CIRCUITO	Ö&[ => ÁÚ&[	174.1	Entrenamiento Privado
3	Jonathan Gomez			PROMOCOPA	Ö&[ => ÁÚ&[	174.1	Cronometrado Previo
5	Jonathan Gomez			ULTIMA VUELTA	Ö&[ => ÁÚ&[	173.9	Entrenamiento Privado
86	Sergio Cabal			RASANTE SPORT	Ö&[ => ÁÚ&[	173.9	Cronometrado Previo
8	Alex Tomas			ALEX TOMAS VARELA	Ö&[ => ÁÚ&[	172.8	Entrenamiento Privado
36	Miguel Rufino			ESCUDERIA CARTHAGO	Ö&[ => ÁÚ&[	172.5	Entrenamiento Privado
22	Mariano Esteban			R.A.C. CIRCUITO	Ö&[ => ÁÚ&[	171.9	Entrenamiento Privado
23	Mariano Esteban	R	6	VSR MOTORSPORT	Ö&[ => ÁÚ&[	171.4	Entrenamiento Privado
16	Victor Ambite	R	7	CIUDAD DE GETAFE	Ö&[ => ÁÚ&[	170.3	Entrenamiento Privado
54	Borja Arrizabalaga			PROMOCOPA	Ö&[ => ÁÚ&[	169.2	Entrenamiento Privado
12	Manuel Isidro	R	8	EFICAR TEAM	Ö&[ => ÁÚ&[	169.0	Cronometrado Previo
30	Mario Castro			PROMOCOPA	Ö&[ => ÁÚ&[	167.1	Cronometrado Previo
37	Victor Cantin			VICTOR CANTIN PINILLA	Ö&[ => ÁÚ&[	166.6	Cronometrado Previo
123	Miguel Gonzalez			ESCUDERIA CENTRO	Toyota Aygo	152.3	Entrenamiento Privado
118	Javier Conejero			ESCUDERIA PLASENCIA	Toyota Aygo	151.6	Entrenamiento Privado
114	Luis Quintana			MOTORISMO RACING	Toyota Aygo	151.4	Entrenamiento Privado





**Circuito de Madrid Jarama - RACE**  
**SAXO TROPHY JARAMA RACE**  
**Cronometrado Previo**

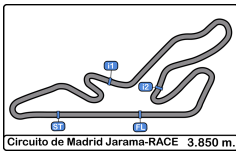


Circuito de Madrid Jarama-RACE 3.850 m.

A Y'cf 'A zI ja U J Y c V X U X ' X Y ' 9 j Y b t c

<b>177</b>	Jan Acero	ESCUADERIA BAIX	Toyota Aygo	<b>149.7</b>	Entrenamiento Privado
<b>199</b>	Alberto Dorsch	RACE	Toyota Aygo	<b>148.5</b>	Entrenamiento Privado





**Circuito de Madrid Jarama - RACI**  
**SAXO TROPHY JARAMA RACE**  
**Cronometrado Previo**  
**Tiempos Parada en Pit**



**3** **Óscar Álvarez** **Óscar Álvarez**

PROMOCOPA

B.	<cfU8 JJ	Tiempo	Tiempo Salida	Tiempo Box	T. Box Total	Handicap	Diff.
1	10:13:12.019	10:13:12.019	10:14:29.014	1:16.995	1:16.995		

**4** **Ricard Cano** **Óscar Álvarez**

Rookie PROMOCOPA

B.	<cfU8 JJ	Tiempo	Tiempo Salida	Tiempo Box	T. Box Total	Handicap	Diff.
1	10:13:26.309	10:13:26.309	10:15:09.165	1:42.856	1:42.856		

**5** **Jonathan Gomez** **Óscar Álvarez**

Oscar Gomez ÜÖCSÁÚÓ: ÖT UVUÜÖWVÖKZÖÖÖÖ

B.	<cfU8 JJ	Tiempo	Tiempo Salida	Tiempo Box	T. Box Total	Handicap	Diff.
1	10:15:20.506	10:15:20.506	10:16:31.667	1:11.161	1:11.161		

**6** **Francisco Comendador** **Óscar Álvarez**

VSR MOTORSPORT

B.	<cfU8 JJ	Tiempo	Tiempo Salida	Tiempo Box	T. Box Total	Handicap	Diff.
1	10:13:42.218	10:13:42.218	10:16:28.876	2:46.658	2:46.658		

**7** **Alvaro Ruiz** **Óscar Álvarez**

PROMOCOPA

B.	<cfU8 JJ	Tiempo	Tiempo Salida	Tiempo Box	T. Box Total	Handicap	Diff.
1	10:11:00.930	10:11:00.930	10:12:50.755	1:49.825	1:49.825		

**20** **Andrea Fernandez** **Óscar Álvarez**

EFICAR TEAM

B.	<cfU8 JJ	Tiempo	Tiempo Salida	Tiempo Box	T. Box Total	Handicap	Diff.
1	10:12:42.235	10:12:42.235	10:14:57.924	2:15.689	2:15.689		

**22** **Óscar Álvarez** **Óscar Álvarez**

R.A.C. CIRCUITO GUADALOPE

B.	<cfU8 JJ	Tiempo	Tiempo Salida	Tiempo Box	T. Box Total	Handicap	Diff.
1	10:10:33.237	10:10:33.237	10:15:21.526	4:48.289	4:48.289		

**24** **Marcos Gonzalez** **Óscar Álvarez**

ULTIMA VUELTA

B.	<cfU8 JJ	Tiempo	Tiempo Salida	Tiempo Box	T. Box Total	Handicap	Diff.
1	10:17:52.055	10:17:52.055	10:19:12.928	1:20.873	1:20.873		

**30** **Mario Castro** **Óscar Álvarez**

PROMOCOPA

B.	<cfU8 JJ	Tiempo	Tiempo Salida	Tiempo Box	T. Box Total	Handicap	Diff.
1	10:07:10.698	10:07:10.698	10:10:27.358	3:16.660	3:16.660		

**33** **Sylvain Xavier** **Óscar Álvarez**

R.A.C. CIRCUITO GUADALOPE

B.	<cfU8 JJ	Tiempo	Tiempo Salida	Tiempo Box	T. Box Total	Handicap	Diff.
1	10:13:01.209	10:13:01.209	10:14:14.514	1:13.305	1:13.305		

**46** **Gustavo Gomar** **Óscar Álvarez**

RX PRO RACING

B.	<cfU8 JJ	Tiempo	Tiempo Salida	Tiempo Box	T. Box Total	Handicap	Diff.
1	10:15:47.301	10:15:47.301	10:18:19.343	2:32.042	2:32.042		

**54** **Borja Arrizabalaga** **Óscar Álvarez**

PROMOCOPA

B.	<cfU8 JJ	Tiempo	Tiempo Salida	Tiempo Box	T. Box Total	Handicap	Diff.
1	10:07:09.491	10:07:09.491	10:19:46.995	12:37.504	12:37.504		

**65** **Roberto Fernandez** **Óscar Álvarez**

Manuel Cozar CIUDAD DE GETAFE

B.	<cfU8 JJ	Tiempo	Tiempo Salida	Tiempo Box	T. Box Total	Handicap	Diff.
1	10:15:49.201	10:15:49.201	10:17:13.226	1:24.025	1:24.025		

**73** **Fernando Paniagua** **Óscar Álvarez**

VSR MOTORSPORT

B.	<cfU8 JJ	Tiempo	Tiempo Salida	Tiempo Box	T. Box Total	Handicap	Diff.
1	10:12:10.817	10:12:10.817	10:15:44.442	3:33.625	3:33.625		

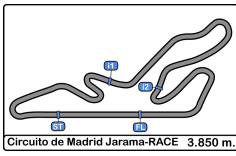
**86** **Sergio Cabal** **Óscar Álvarez**

RASANTE SPORT

B.	<cfU8 JJ	Tiempo	Tiempo Salida	Tiempo Box	T. Box Total	Handicap	Diff.
1	10:05:31.550	10:05:31.550	10:07:10.438	1:38.888	1:38.888		





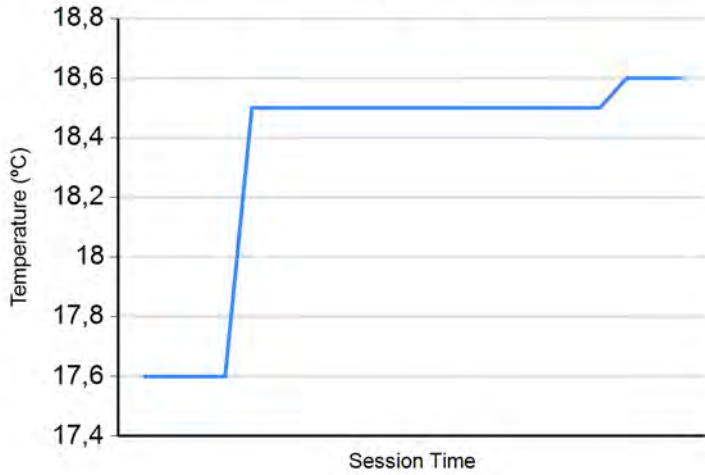


Circuito de Madrid Jarama - RACI  
**SAXO TROPHY JARAMA RACE**  
 Cronometrado Previo

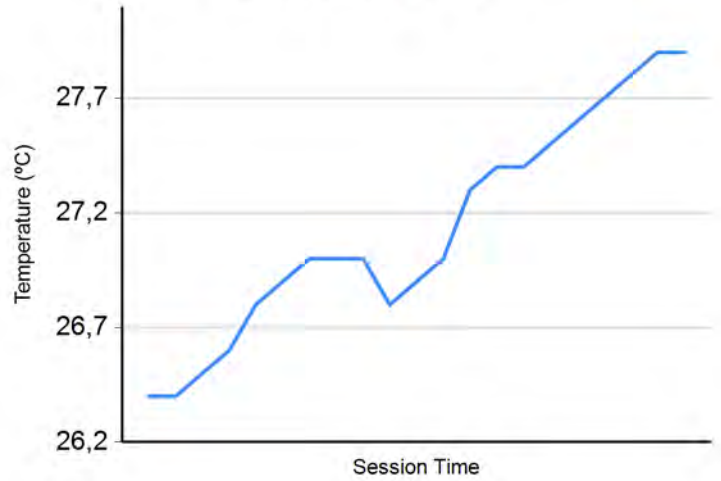


FFBÉ BDEG ÁJi \* a zsk ÁK

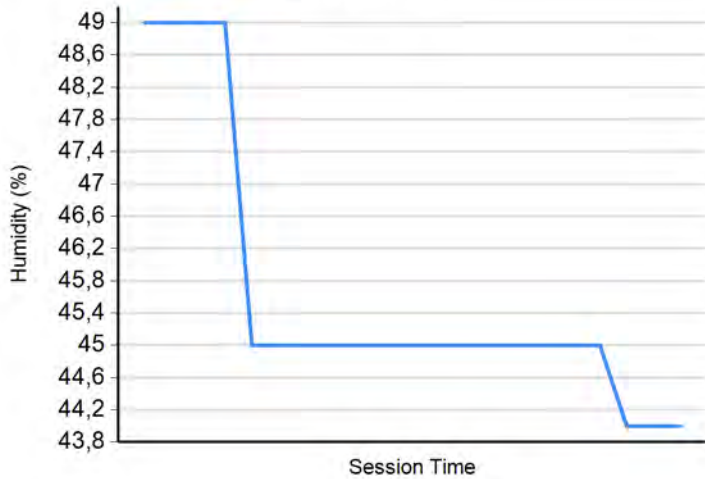
**Temperatura Aire**



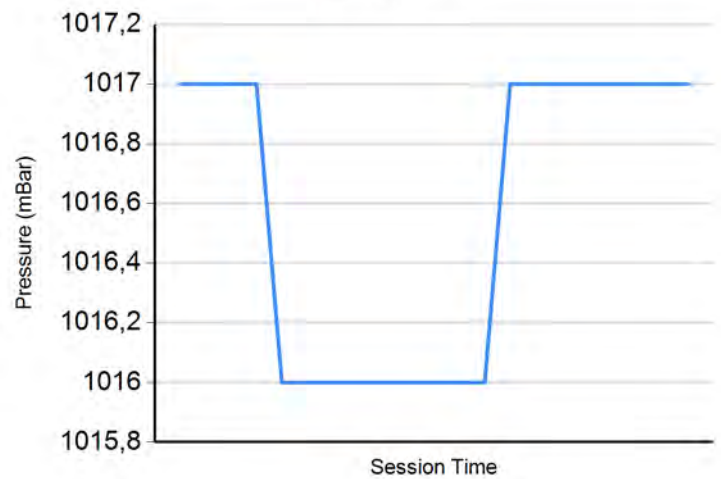
**Temperatura Pista**



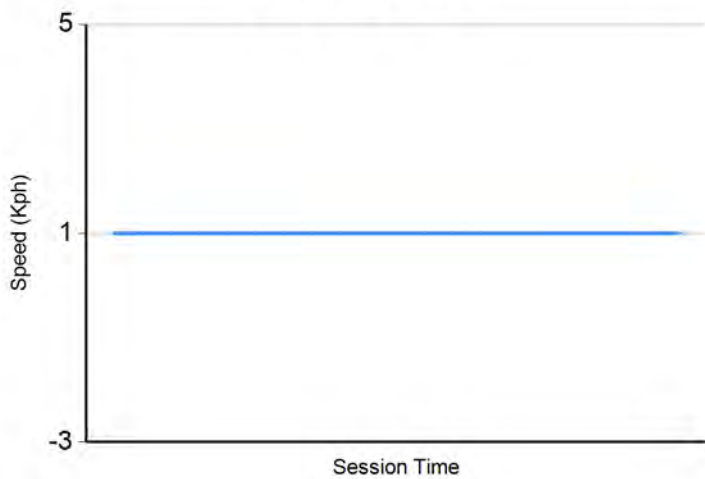
**Humedad**



**Presión**

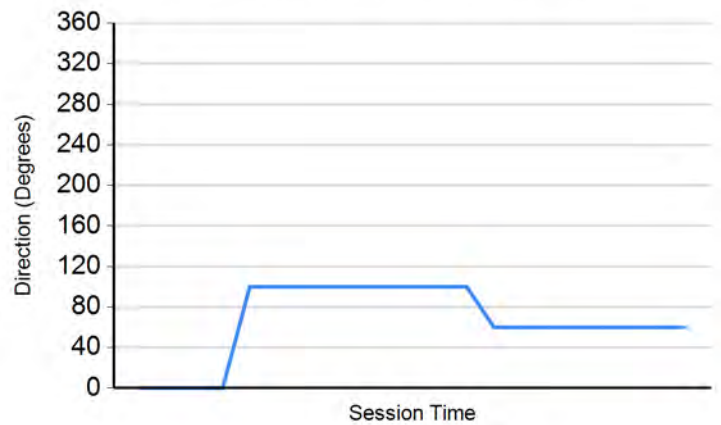


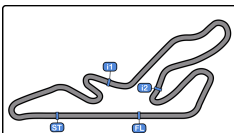
**Velocidad Viento**



**Dirección Viento**

Norte = 0°/360° Este = 90° Sur = 180° Oeste = 270°





# Circuito de Madrid Jarama - RACE

## SAXO TROPHY JARAMA RACE

### Cronometrado Previo

### Resultados Finales



Cls	B.	Equipo/Concursante	Piloto 1	Piloto 2	Vehiculo	Cat	Cls	Vtas.	Mejor	Tiempo	Δ%	Interval	Km/h
1	64	EFICAR TEAM	Alexander Villanueva		Óscar (=) Álvarez			5	4	2:03.288			112.4
2	96	PROMOCOPA	Luis Alvarez		Óscar (=) Álvarez			11	4	2:03.433	0.145	0.145	112.2
3	20	EFICAR TEAM	Andrea Fernandez		Óscar (=) Álvarez			8	7	2:03.562	0.274	0.129	112.1
4	6	VSR MOTORSPORT	Francisco Comendador		Óscar (=) Álvarez			9	5	2:03.741	0.453	0.179	112.0
5	73	VSR MOTORSPORT	Fernando Paniagua		Óscar (=) Álvarez			8	4	2:03.954	0.666	0.213	111.8
6	33	R.A.C. CIRCUITO GUADALOPE	Sylvain Xavier		Óscar (=) Álvarez			9	8	2:05.120	1.832	1.166	110.7
7	23	VSR MOTORSPORT	Mariano Esteban		Óscar (=) Álvarez	R	1	5	4	2:05.513	2.225	0.393	110.4
8	80	RX PRO RACING	Oscar Montalvo		Óscar (=) Álvarez			10	8	2:05.652	2.364	0.139	110.3
9	95	PROMOCOPA	Gonzalo Alvarez		Óscar (=) Álvarez	R	2	11	9	2:05.839	2.551	0.187	110.1
10	39	DESGUACES LA TORRE	Ralf Henri		Óscar (=) Álvarez			9	7	2:05.907	2.619	0.068	110.0
11	7	PROMOCOPA	Alvaro Ruiz		Óscar (=) Álvarez			9	8	2:05.989	2.701	0.082	110.0
12	49	C.D PLEMAR SPORT	Jose Antonio Martin		Óscar (=) Álvarez			10	5	2:06.149	2.861	0.160	109.8
13	5	Última Vuelta	Jonathan Gomez	Oscar Gomez	Óscar (=) Álvarez			10	4	2:06.372	3.084	0.223	109.6
14	24	ULTIMA VUELTA	Marcos Gonzalez		Óscar (=) Álvarez			9	6	2:06.506	3.218	0.134	109.5
15	46	RX PRO RACING	Gustavo Gomar		Óscar (=) Álvarez			8	3	2:06.541	3.253	0.035	109.5
16	19	AUTOMOVIL CLUB VEC	Juan Dominguez		Óscar (=) Álvarez	R	3	10	8	2:06.631	3.343	0.090	109.4
17	3	PROMOCOPA	Ricard Cano		Óscar (=) Álvarez			10	9	2:06.704	3.416	0.073	109.3
18	18	R.A.C. CIRCUITO GUADALOPE	Carlos Arco		Óscar (=) Álvarez			10	9	2:06.940	3.652	0.236	109.1
19	4	PROMOCOPA	Ricard Cano		Óscar (=) Álvarez	R	4	10	5	2:07.292	4.004	0.352	108.8
20	27	PROMOCOPA	Ramon Vidal		Óscar (=) Álvarez	R	5	9	3	2:07.320	4.032	0.028	108.8
21	22	R.A.C. CIRCUITO GUADALOPE	Óscar (=) Álvarez		Óscar (=) Álvarez			7	3	2:07.401	4.113	0.081	108.7
22	86	RASANTE SPORT	Sergio Cabal		Óscar (=) Álvarez			9	6	2:07.747	4.459	0.346	108.4
23	65	CIUDAD DE GETAFE	Roberto Fernandez	Manuel Cozar	Óscar (=) Álvarez			9	5	2:07.804	4.516	0.057	108.4
24	12	EFICAR TEAM	Manuel Isidro		Óscar (=) Álvarez	R	6	9	8	2:08.074	4.786	0.270	108.2
25	71	ULTIMA VUELTA	Julian Aragon	Julian Aragon	Óscar (=) Álvarez			4	3	2:09.082	5.794	1.008	107.3
26	16	CIUDAD DE GETAFE	Victor Ambite		Óscar (=) Álvarez	R	7	3	2	2:09.170	5.882	0.088	107.3
27	30	PROMOCOPA	Mario Castro		Óscar (=) Álvarez			9	8	2:09.475	6.187	0.305	107.0
28	37	VICTOR CANTIN PINILLA	Victor Cantin		Óscar (=) Álvarez			8	6	2:09.887	6.599	0.412	106.7
29	54	PROMOCOPA	Borja Arrizabalaga		Óscar (=) Álvarez			3	3	3:06.862	1:03.574	56.975	74.1

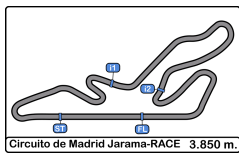
Publicado a las:.....

Temp Pista: 8+° '57 Temp Aire: 9° '57 Humedad: 44 % Estado Pista: SECA

Comisarios Deportivos:

Cronometrador:





**Circuito de Madrid Jarama - RACI**  
**SAXO TROPHY JARAMA RACE**  
**Cronometrados Parrilla A**  
**Resultados Provisionales**



Clas	B.	Piloto	Cat	Clas	Equipo	Vehiculo	Vtas.	Mejor	Tiempo	g Z%	Interval	Km/h
1	60	Julian Mazuecos			CIUDAD DE GETAFE	Ôäö [ =) ÁUäöä	12	2	2:03.550			112.1
2	41	Ivan Riera			EFICAR TEAM	Ôäö [ =) ÁUäöä	7	3	2:03.654	0.104	0.104	112.0
3	64	Alexander Villanueva			EFICAR TEAM	Ôäö [ =) ÁUäöä	10	3	2:03.749	0.199	0.095	112.0
4	13	R ) äöä) ÁU* ääöä			ULTIMA VUELTA	Ôäö [ =) ÁUäöä	12	8	2:03.848	0.298	0.099	111.9
5	26	Daniel Martinez			VSR MOTORSPORT	Ôäö [ =) ÁUäöä	11	9	2:04.225	0.675	0.377	111.5
6	70	Santiago Castilla			EFICAR TEAM	Ôäö [ =) ÁUäöä	8	4	2:04.226	0.676	0.001	111.5
7	10	Alberto Lazaro			ALBERTO LAZARO BARRASA	Ôäö [ =) ÁUäöä	12	8	2:04.294	0.744	0.068	111.5
8	20	Andrea Fernandez			EFICAR TEAM	Ôäö [ =) ÁUäöä	12	11	2:04.300	0.750	0.006	111.5
9	35	Jose Maria Albal			ÚÖ- äöäWUT Uxäöäwäöäöäöäöäöäöäöäöä	Ôäö [ =) ÁUäöä	12	7	2:04.567	1.017	0.267	111.2
10	96	Luis Alvarez			PROMOCOPA	Ôäö [ =) ÁUäöä	12	7	2:04.677	1.127	0.110	111.1
11	73	Fernando Paniagua			VSR MOTORSPORT	Ôäö [ =) ÁUäöä	11	8	2:04.706	1.156	0.029	111.1
12	43	Javier Albar			DESGUACES LA TORRE	Ôäö [ =) ÁUäöä	12	8	2:04.728	1.178	0.022	111.1
13	48	Antonio Castillo			VSR MOTORSPORT	Ôäö [ =) ÁUäöä	12	10	2:04.844	1.294	0.116	111.0
14	44	Jesus Rodriguez			DESGUACES LA TORRE	Ôäö [ =) ÁUäöä	10	2	2:04.978	1.428	0.134	110.8
15	6	Francisco Comendador			VSR MOTORSPORT	Ôäö [ =) ÁUäöä	12	8	2:05.036	1.486	0.058	110.8
16	77	Agustin Arce			VSR MOTORSPORT	Ôäö [ =) ÁUäöä	10	3	2:05.223	1.673	0.187	110.6
17	36	Miguel Rufino			ESCUDERIA CARTHAGO	Ôäö [ =) ÁUäöä	12	7	2:05.382	1.832	0.159	110.5
18	55	David Rodriguez			DESGUACES LA TORRE	Ôäö [ =) ÁUäöä	13	4	2:05.415	1.865	0.033	110.5
19	78	Angel Cabello			RASANTE SPORT	Ôäö [ =) ÁUäöä	12	11	2:05.505	1.955	0.090	110.4
20	98	Deogracias Millan			RX PRO RACING	Ôäö [ =) ÁUäöä	10	3	2:05.702	2.152	0.197	110.2
21	9	Arkaitz Uranga			R.A.C. CIRCUITO GUADALOPE	Ôäö [ =) ÁUäöä	11	3	2:05.726	2.176	0.024	110.2
22	33	Sylvain Xavier			R.A.C. CIRCUITO GUADALOPE	Ôäö [ =) ÁUäöä	11	3	2:05.732	2.182	0.006	110.2
23	17	Francisco Jose Amaro			ULTIMA VUELTA	Ôäö [ =) ÁUäöä	13	8	2:05.738	2.188	0.006	110.2
24	59	Vicente Valles			VSR MOTORSPORT	Ôäö [ =) ÁUäöä	11	5	2:05.747	2.197	0.009	110.2
25	76	Carlota Villanueva			EFICAR TEAM	Ôäö [ =) ÁUäöä	12	11	2:05.766	2.216	0.019	110.2
26	79	Angel Lucena			RASANTE SPORT	Ôäö [ =) ÁUäöä	11	10	2:05.887	2.337	0.121	110.0
27	23	Mariano Esteban	R	1	VSR MOTORSPORT	Ôäö [ =) ÁUäöä	12	3	2:05.955	2.405	0.068	110.0
28	75	Francisco Vazquez	R	2	PROMOCOPA	Ôäö [ =) ÁUäöä	13	12	2:06.092	2.542	0.137	109.9
29	80	Oscar Montalvo			RX PRO RACING	Ôäö [ =) ÁUäöä	12	3	2:06.546	2.996	0.454	109.5
30	11	Daniel Oliver			R.A.C. CIRCUITO GUADALOPE	Ôäö [ =) ÁUäöä	12	9	2:06.659	3.109	0.113	109.4
31	39	Ralf Henri			DESGUACES LA TORRE	Ôäö [ =) ÁUäöä	13	8	2:06.682	3.132	0.023	109.4
32	14	Antonio Honrado			PROMOCOPA	Ôäö [ =) ÁUäöä	12	2	2:06.817	3.267	0.135	109.2
33	5	Jonathan Gomez			ÚÖäöäöäöä öäö UUUUöäöäöäöäöäöäöäöäöä	Ôäö [ =) ÁUäöä	10	4	2:06.817	3.267	0.000	109.2
34	95	Gonzalo Alvarez	R	3	PROMOCOPA	Ôäö [ =) ÁUäöä	11	7	2:07.007	3.457	0.190	109.1
35	49	Jose Antonio Martin			C.D PLEMAR SPORT	Ôäö [ =) ÁUäöä	11	3	2:07.126	3.576	0.119	109.0
36	15	Juan Ramon Garcia			DESGUACES LA TORRE	Ôäö [ =) ÁUäöä	11	2	2:07.280	3.730	0.154	108.8
37	7	Alvaro Ruiz			PROMOCOPA	Ôäö [ =) ÁUäöä	9	2	2:07.439	3.889	0.159	108.7
38	85	Pablo Blanco			PROMOCOPA	Ôäö [ =) ÁUäöä	11	6	2:07.604	4.054	0.165	108.6
39	46	Gustavo Gomar			RX PRO RACING	Ôäö [ =) ÁUäöä	12	2	2:07.689	4.139	0.085	108.5
40	24	Marcos Gonzalez			ULTIMA VUELTA	Ôäö [ =) ÁUäöä	12	2	2:07.901	4.351	0.212	108.3

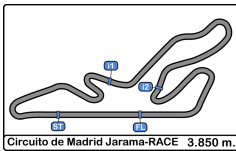
Publicado a las:.....

Temp Pista: (+ '\$ 'š7 Temp Aire: &) " + 'š7 Humedad: 29 % Estado Pista: SECA

Director Carrera:

Cronometrador:





**Circuito de Madrid Jarama - RACI**  
**SAXO TROPHY JARAMA RACE**  
**Cronometrados Parrilla A**



F Ygi `hXcg`Dfc j ]g]cbU Yg`dcf 7 UH] cf ]U

Clas	B.	Piloto	Cat	Clas	Equipo	Vehiculo	Vtas.	Mejor	Tiempo	8 IZ%	Interval	Km/h
1	60	Julian Mazuecos			CIUDAD DE GETAFE	Ôâs [=] ÁJæp[	12	2	2:03.550			112.1
2	41	Ivan Riera			EFICAR TEAM	Ôâs [=] ÁJæp[	7	3	2:03.654	0.104	0.104	112.0
3	64	Alexander Villanueva			EFICAR TEAM	Ôâs [=] ÁJæp[	10	3	2:03.749	0.199	0.095	112.0
4	13	R ) æ@æ ÁÚ` àãæ			ULTIMA VUELTA	Ôâs [=] ÁJæp[	12	8	2:03.848	0.298	0.099	111.9
5	26	Daniel Martinez			VSR MOTORSPORT	Ôâs [=] ÁJæp[	11	9	2:04.225	0.675	0.377	111.5
6	70	Santiago Castilla			EFICAR TEAM	Ôâs [=] ÁJæp[	8	4	2:04.226	0.676	0.001	111.5
7	10	Alberto Lazaro			ALBERTO LAZARO	Ôâs [=] ÁJæp[	12	8	2:04.294	0.744	0.068	111.5
8	20	Andrea Fernandez			EFICAR TEAM	Ôâs [=] ÁJæp[	12	11	2:04.300	0.750	0.006	111.5
9	35	Jose Maria Albal			ÚÓ- CÅWUT UX\$ÓVÓCÅ	Ôâs [=] ÁJæp[	12	7	2:04.567	1.017	0.267	111.2
10	96	Luis Alvarez			PROMOCOPA	Ôâs [=] ÁJæp[	12	7	2:04.677	1.127	0.110	111.1
11	73	Fernando Paniagua			VSR MOTORSPORT	Ôâs [=] ÁJæp[	11	8	2:04.706	1.156	0.029	111.1
12	43	Javier Albar			DESGUACES LA TORRE	Ôâs [=] ÁJæp[	12	8	2:04.728	1.178	0.022	111.1
13	48	Antonio Castillo			VSR MOTORSPORT	Ôâs [=] ÁJæp[	12	10	2:04.844	1.294	0.116	111.0
14	44	Jesus Rodriguez			DESGUACES LA TORRE	Ôâs [=] ÁJæp[	10	2	2:04.978	1.428	0.134	110.8
15	6	Francisco Comendador			VSR MOTORSPORT	Ôâs [=] ÁJæp[	12	8	2:05.036	1.486	0.058	110.8
16	77	Agustin Arce			VSR MOTORSPORT	Ôâs [=] ÁJæp[	10	3	2:05.223	1.673	0.187	110.6
17	36	Miguel Rufino			ESCUDERIA CARTHAGO	Ôâs [=] ÁJæp[	12	7	2:05.382	1.832	0.159	110.5
18	55	David Rodriguez			DESGUACES LA TORRE	Ôâs [=] ÁJæp[	13	4	2:05.415	1.865	0.033	110.5
19	78	Angel Cabello			RASANTE SPORT	Ôâs [=] ÁJæp[	12	11	2:05.505	1.955	0.090	110.4
20	98	Deogracias Millan			RX PRO RACING	Ôâs [=] ÁJæp[	10	3	2:05.702	2.152	0.197	110.2
21	9	Arkaitz Uranga			R.A.C. CIRCUITO	Ôâs [=] ÁJæp[	11	3	2:05.726	2.176	0.024	110.2
22	33	Sylvain Xavier			R.A.C. CIRCUITO	Ôâs [=] ÁJæp[	11	3	2:05.732	2.182	0.006	110.2
23	17	Francisco Jose Amaro			ULTIMA VUELTA	Ôâs [=] ÁJæp[	13	8	2:05.738	2.188	0.006	110.2
24	59	Vicente Valles			VSR MOTORSPORT	Ôâs [=] ÁJæp[	11	5	2:05.747	2.197	0.009	110.2
25	76	Carlota Villanueva			EFICAR TEAM	Ôâs [=] ÁJæp[	12	11	2:05.766	2.216	0.019	110.2
26	79	Angel Lucena			RASANTE SPORT	Ôâs [=] ÁJæp[	11	10	2:05.887	2.337	0.121	110.0
27	80	Oscar Montalvo			RX PRO RACING	Ôâs [=] ÁJæp[	12	3	2:06.546	2.996	0.659	109.5
28	11	Daniel Oliver			R.A.C. CIRCUITO	Ôâs [=] ÁJæp[	12	9	2:06.659	3.109	0.113	109.4
29	39	Ralf Henri			DESGUACES LA TORRE	Ôâs [=] ÁJæp[	13	8	2:06.682	3.132	0.023	109.4
30	14	Antonio Honrado			PROMOCOPA	Ôâs [=] ÁJæp[	12	2	2:06.817	3.267	0.135	109.2
31	5	Jonathan Gomez			ÚÓ- CÅWUT UX\$ÓVÓCÅ	Ôâs [=] ÁJæp[	10	4	2:06.817	3.267	0.000	109.2
32	49	Jose Antonio Martin			C.D PLEMAR SPORT	Ôâs [=] ÁJæp[	11	3	2:07.126	3.576	0.309	109.0
33	15	Juan Ramon Garcia			DESGUACES LA TORRE	Ôâs [=] ÁJæp[	11	2	2:07.280	3.730	0.154	108.8
34	7	Alvaro Ruiz			PROMOCOPA	Ôâs [=] ÁJæp[	9	2	2:07.439	3.889	0.159	108.7
35	85	Pablo Blanco			PROMOCOPA	Ôâs [=] ÁJæp[	11	6	2:07.604	4.054	0.165	108.6
36	46	Gustavo Gomar			RX PRO RACING	Ôâs [=] ÁJæp[	12	2	2:07.689	4.139	0.085	108.5
37	24	Marcos Gonzalez			ULTIMA VUELTA	Ôâs [=] ÁJæp[	12	2	2:07.901	4.351	0.212	108.3

**Rookie**

Clas	B.	Piloto	Cat	Clas	Equipo	Vehiculo	Vtas.	Mejor	Tiempo	8 IZ%	Interval	Km/h
1	23	Mariano Esteban	R	1	VSR MOTORSPORT	Ôâs [=] ÁJæp[	12	3	2:05.955			110.0
2	75	Francisco Vazquez	R	2	PROMOCOPA	Ôâs [=] ÁJæp[	13	12	2:06.092	0.137	0.137	109.9
3	95	Gonzalo Alvarez	R	3	PROMOCOPA	Ôâs [=] ÁJæp[	11	7	2:07.007	1.052	0.915	109.1

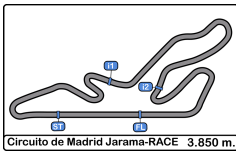
Publicado a las:.....

Temp Pista: (+ '\$ 'š Temp Aire: &)"+'š Humedad: 29 % Estado Pista: SECA

Director Carrera:

Cronometrador:





**Circuito de Madrid Jarama - RACI**  
**SAXO TROPHY JARAMA RACE**  
**Cronometrados Parrilla A**  
**Tiempos Por Vuelta**



**4** Ricard Cano Ôä[ (=) Áÿæ[ **9** Arkaitz Uranga Ôä[ (=) Áÿæ[  
 Rookie PROMOCOPIA R.A.C. CIRCUITO GUADALOPE

Vta	D	Tiempo	Sector 1	Sector 2	Sector 3	T. Spd	Elapsed	Vta	D	Tiempo	Sector 1	Sector 2	Sector 3	T. Spd	Elapsed	
<b>5</b>		Jonathan Gomez					Ôä[ (=) Áÿæ[	1		14:22:47.523	P	14:21:17.159	47.039	43.325	70.6	14:22:47.523
		Oscar Gomez					ÛÖÖSÁÜÖ- ÖÄ UVUÜÖVÖZ	2		3:06.534		1:42.868	47.855	35.811	78.6	14:25:54.057
								3		<b>2:05.726</b>		47.825	<b>42.423</b>	35.478	173.3	14:27:59.783
								4		2:11.755		<b>47.823</b>	45.217	38.715	172.8	14:30:11.538
								5		2:15.370	P	48.037	42.939	44.394	170.0	14:32:26.908
								6		4:08.267		2:44.879	45.952	37.436	92.3	14:36:35.175
								7		2:06.164		47.958	42.749	<b>35.457</b>	172.2	14:38:41.339
								8		2:07.148		48.122	42.796	36.230	170.3	14:40:48.487
								9		2:06.268		47.872	42.670	35.726	173.9	14:42:54.755
								10		2:16.466		50.616	45.708	40.142	160.0	14:45:11.221
								11		2:52.397	P	58.021	56.875	57.501	149.5	14:48:03.618

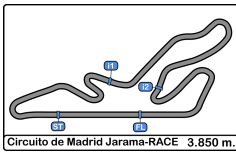
**6** Francisco Comendador Ôä[ (=) Áÿæ[ **10** Alberto Lazaro Ôä[ (=) Áÿæ[  
 VSR MOTORSPORT ALBERTO LAZARO BARRASA

Vta	D	Tiempo	Sector 1	Sector 2	Sector 3	T. Spd	Elapsed	Vta	D	Tiempo	Sector 1	Sector 2	Sector 3	T. Spd	Elapsed	
								1		14:22:23.506		14:21:02.947	44.181	36.378	69.9	14:22:23.506
								2		2:05.246		47.824	42.522	34.900	174.7	14:24:28.752
								3		2:04.731		47.708	42.140	34.883	174.4	14:26:33.483
								4		2:26.736	P	51.716	49.228	45.792	174.7	14:29:00.219
								5		3:45.471		2:24.828	44.394	36.249	81.0	14:32:45.690
								6		2:05.306		47.701	42.301	35.304	173.3	14:34:50.996
								7		2:05.146		47.853	42.173	35.120	173.0	14:36:56.142
								8		<b>2:04.294</b>		<b>47.479</b>	<b>41.952</b>	<b>34.863</b>	174.1	14:39:00.436
								9		2:26.662	P	51.002	49.811	45.849	173.3	14:41:27.098
								10		3:00.404		1:38.945	44.324	37.135	85.1	14:44:27.502
								11		2:12.220		47.670	44.824	39.726	175.0	14:46:39.722
								12		2:47.194	P	57.933	53.721	55.540	118.4	14:49:26.916

**7** Alvaro Ruiz Ôä[ (=) Áÿæ[ **11** Daniel Oliver Ôä[ (=) Áÿæ[  
 PROMOCOPIA R.A.C. CIRCUITO GUADALOPE

Vta	D	Tiempo	Sector 1	Sector 2	Sector 3	T. Spd	Elapsed	Vta	D	Tiempo	Sector 1	Sector 2	Sector 3	T. Spd	Elapsed	
								1		14:22:32.822		14:21:08.551	48.157	36.114	69.6	14:22:32.822
								2		2:07.367		48.954	42.972	<b>35.441</b>	172.8	14:24:40.189
								3		2:07.317		48.453	43.078	35.786	172.2	14:26:47.506
								4		2:17.623	P	48.852	43.563	45.208	170.8	14:29:05.129
								5		4:35.443		3:12.882	45.785	36.776	76.4	14:33:40.572
								6		2:07.756		48.849	43.009	35.898	171.7	14:35:48.328
								7		2:07.104		48.510	42.896	35.698	170.6	14:37:55.432
								8		2:06.837		48.368	42.982	35.487	170.6	14:40:02.269
								9		<b>2:06.659</b>		48.231	42.898	35.530	171.7	14:42:08.928
								10		2:07.366		48.810	42.925	35.631	170.6	14:44:16.294
								11		2:06.865		<b>48.188</b>	<b>42.796</b>	35.881	172.5	14:46:23.159
								12		2:49.867	P	1:02.524	53.627	53.716	118.2	14:49:13.026





**Circuito de Madrid Jarama - RACI**  
**SAXO TROPHY JARAMA RACE**  
**Cronometrados Parrilla A**  
**Tiempos Por Vuelta**



**13**

R) æ@æ ÅÚ" ääíæ  
 Miguel Villaceros

Ôä[ (=) ÅÚæ[ **17**

Francisco Jose Amaro

Ôä[ (=) ÅÚæ[

ULTIMA VUELTA

ULTIMA VUELTA

Vta	D	Tiempo	Sector 1	Sector 2	Sector 3	T. Spd	Elapsed	Vta	D	Tiempo	Sector 1	Sector 2	Sector 3	T. Spd	Elapsed
1		14:22:31.620	14:21:12.104	43.663	35.853	75.5	14:22:31.620	1		14:22:37.882	14:21:17.143	43.460	37.279	76.5	14:22:37.882
2		2:04.476	47.479	42.183	34.814	175.3	14:24:36.096	2		2:05.949	47.919	42.360	35.670	177.0	14:24:43.831
3		2:03.926	47.410	41.705	34.811	177.9	14:26:40.022	3		2:13.908	48.119	50.201	35.588	178.5	14:26:57.739
4		2:07.438	49.037	43.458	34.943	178.5	14:28:47.460	4		2:06.317	47.915	42.515	35.887	175.6	14:29:04.056
5		2:04.520	47.685	41.892	34.943	171.9	14:30:51.980	5		2:18.314	47.950	44.799	45.565	173.0	14:31:22.370
6		2:13.185 P	48.568	42.734	41.883	172.5	14:33:05.165	6		2:32.917	1:07.146	50.499	35.272	109.8	14:33:55.287
7		3:42.394	2:23.473	43.217	35.704	82.6	14:36:47.559	7		2:05.863	48.114	42.415	35.334	172.8	14:36:01.150
8		2:03.848	47.378	41.775	34.695	174.7	14:38:51.407	8		2:05.738	47.983	42.495	35.260	173.3	14:38:06.888
9		2:13.627 P	47.499	42.288	43.840	175.0	14:41:05.034	9		2:22.163	52.579	53.858	35.726	171.4	14:40:29.051
10		3:39.907	2:19.807	43.206	36.894	89.4	14:44:44.941	10		2:06.080	48.273	42.507	35.300	171.7	14:42:35.131
11		2:06.504	48.369	42.238	35.897	171.7	14:46:51.445	11		2:06.287	48.241	42.529	35.517	175.6	14:44:41.418
12		2:58.929 P	1:00.919	1:02.321	55.689	121.4	14:49:50.374	12		2:06.123	48.151	42.242	35.730	177.9	14:46:47.541

**14**

Antonio Honrado

Ôä[ (=) ÅÚæ[

PROMOCOPA

**20**

Andrea Fernandez

Ôä[ (=) ÅÚæ[

Vta	D	Tiempo	Sector 1	Sector 2	Sector 3	T. Spd	Elapsed	Vta	D	Tiempo	Sector 1	Sector 2	Sector 3	T. Spd	Elapsed
1		14:22:53.876	14:21:30.234	47.020	36.622	83.2	14:22:53.876	1		14:23:57.977	14:22:28.153	54.502	35.322	71.9	14:23:57.977
2		2:06.817	48.472	43.005	35.340	174.7	14:25:00.693	2		2:05.688	48.248	42.241	35.199	174.7	14:26:03.665
3		2:16.305 P	48.230	43.988	44.087	175.8	14:27:16.998	3		2:04.691	47.794	42.065	34.832	175.0	14:28:08.356
4		2:46.374	1:26.401	44.335	35.638	79.2	14:30:03.372	4		2:04.863	47.791	42.017	35.055	173.3	14:30:13.219
5		2:07.199	48.447	43.297	35.455	172.2	14:32:10.571	5		2:16.164 P	50.124	43.417	42.623	174.4	14:32:29.383
6		2:09.213	49.116	44.304	35.793	173.6	14:34:19.784	6		3:27.111	2:07.806	44.213	35.092	57.1	14:35:56.494
7		2:09.281	48.427	43.876	36.978	171.1	14:36:29.065	7		2:04.415	47.501	42.038	34.876	175.6	14:38:00.909
8		2:19.607	56.105	48.035	35.467	154.0	14:38:48.672	8		2:12.713	49.426	47.945	35.342	177.0	14:40:13.622
9		2:09.610	48.539	43.299	37.772	172.5	14:40:58.282	9		2:07.278	48.065	44.252	34.961	172.5	14:42:20.900
10		2:17.177	56.295	44.721	36.161	170.8	14:43:15.459	10		2:07.218	48.720	43.370	35.128	177.0	14:44:28.118
11		2:09.624	50.523	43.102	35.999	169.8	14:45:25.083	11		2:04.300	47.587	41.932	34.781	177.9	14:46:32.418
12		2:44.770 P	1:00.559	52.476	51.735	114.1	14:48:09.853	12		2:50.031 P	56.795	59.299	53.937	136.7	14:49:22.449

**15**

Juan Ramon Garcia

Ôä[ (=) ÅÚæ[

DESGUACES LA TORRE

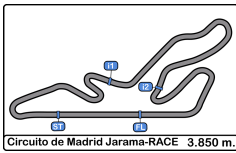
**23**

Mariano Esteban

Ôä[ (=) ÅÚæ[

Vta	D	Tiempo	Sector 1	Sector 2	Sector 3	T. Spd	Elapsed	Vta	D	Tiempo	Sector 1	Sector 2	Sector 3	T. Spd	Elapsed
1		14:23:35.576	14:21:56.033	1:01.385	38.158	73.6	14:23:35.576	1		14:23:32.154	14:22:10.719	44.823	36.612	84.5	14:23:32.154
2		2:07.280	48.721	42.865	35.694	174.4	14:25:42.856	2		2:07.372	48.398	43.278	35.696	175.8	14:25:39.526
3		2:07.683	48.685	42.978	36.020	174.4	14:27:50.539	3		2:05.955	48.033	42.525	35.397	175.6	14:27:45.481
4		2:09.281	50.714	42.727	35.840	161.4	14:29:59.820	4		2:06.237	48.026	42.764	35.447	174.1	14:29:51.718
5		2:07.321	48.311	43.133	35.877	172.5	14:32:07.141	5		2:15.238 P	48.320	43.059	43.859	173.3	14:32:06.956
6		2:19.348	50.847	49.440	39.061	172.8	14:34:26.489	6		4:10.043	2:52.012	42.648	35.383	77.6	14:36:16.999
7		2:10.496	51.985	42.855	35.656	156.9	14:36:36.985	7		2:07.488	49.023	42.862	35.603	171.4	14:38:24.487
8		2:07.943	48.145	42.939	36.859	174.1	14:38:44.928	8		2:06.519	48.237	42.734	35.548	171.1	14:40:31.006
9		2:18.551 P	48.591	43.067	46.893	173.3	14:41:03.479	9		2:06.195	48.210	42.548	35.437	172.2	14:42:37.201
10		4:26.800	3:07.781	43.223	35.796	70.3	14:45:30.279	10		2:06.886	48.036	43.227	35.623	174.7	14:44:44.087
11		2:44.180 P	59.152	51.443	53.585	135.8	14:48:14.459	11		2:06.066	47.868	42.632	35.566	174.1	14:46:50.153
12								12		2:55.609 P	1:00.103	57.929	57.577	126.1	14:49:45.762





**Circuito de Madrid Jarama - RACI**  
**SAXO TROPHY JARAMA RACE**  
**Cronometrados Parrilla A**  
**Tiempos Por Vuelta**



24

Marcos Gonzalez

35

Jose Maria Albal

36

ULTIMA VUELTA

ESCUDERIA CARTHAGO

Vta	D	Tiempo	Sector 1	Sector 2	Sector 3	T. Spd	Elapsed	Vta	D	Tiempo	Sector 1	Sector 2	Sector 3	T. Spd	Elapsed
1		14:22:34.906	14:21:11.783	46.626	36.497	74.3	14:22:34.906	1		14:22:50.297	14:21:24.059	50.319	35.919	68.4	14:22:50.297
2		<b>2:07.901</b>	<b>48.537</b>	<b>43.141</b>	36.223	173.3	14:24:42.807	2		2:05.563	47.610	42.479	35.474	176.7	14:24:55.860
3		2:08.120	48.665	43.330	36.125	173.6	14:26:50.927	3		2:05.670	47.891	42.182	35.597	177.3	14:27:01.530
4		2:10.231	49.989	43.536	36.706	172.8	14:29:01.158	4		2:18.440 P	49.194	42.925	46.321	174.1	14:29:19.970
5		2:09.030	49.464	43.442	36.124	167.1	14:31:10.188	5		4:03.718	2:45.795	42.607	35.316	80.8	14:33:23.688
6		2:18.128 P	49.036	44.015	45.077	167.7	14:33:28.316	6		2:04.990	47.767	<b>41.991</b>	35.232	176.4	14:35:28.678
7		3:16.695	1:56.768	43.482	36.445	83.1	14:36:45.011	7		<b>2:04.567</b>	<b>47.441</b>	42.039	35.087	175.6	14:37:33.245
8		2:08.429	48.701	43.829	35.899	168.2	14:38:53.440	8		2:04.723	47.581	42.020	35.122	175.0	14:39:37.968
9		2:08.861	48.934	43.722	36.205	170.3	14:41:02.301	9		2:11.536	47.725	48.817	<b>34.994</b>	172.8	14:41:49.504
10		2:08.947	49.512	43.555	<b>35.880</b>	168.4	14:43:11.248	10		2:05.576	47.684	42.382	35.510	178.2	14:43:55.080
11		2:09.604	49.786	43.559	36.259	169.2	14:45:20.852	11		2:16.198	47.690	42.112	46.396	175.0	14:46:11.278
12		2:33.490 P	53.650	49.423	50.417	125.5	14:47:54.342	12		3:00.014 P	58.371	59.962	1:01.681	127.0	14:49:11.292

26

Daniel Martinez

36

Miguel Rufino

37

VSR MOTORSPORT

ESCUDERIA CARTHAGO

Vta	D	Tiempo	Sector 1	Sector 2	Sector 3	T. Spd	Elapsed	Vta	D	Tiempo	Sector 1	Sector 2	Sector 3	T. Spd	Elapsed
1		14:23:39.764 P	14:21:53.462	58.565	47.737	81.1	14:23:39.764	1		14:22:24.402	14:21:01.727	46.121	36.554	74.8	14:22:24.402
2		2:44.459	1:27.046	42.171	35.242	85.5	14:26:24.223	2		2:05.830	47.808	42.764	35.258	175.3	14:24:30.232
3		2:04.800	47.790	42.007	35.003	173.9	14:28:29.023	3		2:05.596	47.686	42.684	35.226	172.2	14:26:35.828
4		2:04.428	47.569	41.892	<b>34.967</b>	173.6	14:30:33.451	4		2:21.467	48.608	50.921	41.938	170.8	14:28:57.295
5		2:04.747	47.618	41.854	35.275	173.6	14:32:38.198	5		2:21.667	51.622	52.976	37.069	161.4	14:31:18.962
6		2:28.996 P	49.559	54.919	44.518	174.7	14:35:07.194	6		2:08.804	48.197	43.651	36.956	171.9	14:33:27.766
7		3:59.343	2:40.752	41.806	36.785	85.0	14:39:06.537	7		<b>2:05.382</b>	47.712	<b>42.520</b>	<b>35.150</b>	175.6	14:35:33.148
8		2:04.541	47.620	41.948	34.973	175.3	14:41:11.078	8		2:12.289 P	<b>47.617</b>	43.066	41.606	173.3	14:37:45.437
9		<b>2:04.225</b>	<b>47.398</b>	<b>41.654</b>	35.173	175.3	14:43:15.303	9		4:36.312	3:06.887	51.183	38.242	84.1	14:42:21.749
10		2:08.276	49.808	42.201	36.267	175.6	14:45:23.579	10		2:12.047	51.416	44.018	36.613	169.0	14:44:33.796
11		2:43.190 P	59.029	50.458	53.703	113.3	14:48:06.769	11		2:09.358	48.000	45.656	35.702	172.5	14:46:43.154
12		2:48.364 P	55.891	57.232	55.241	119.2	14:49:31.518	12		2:48.364 P	55.891	57.232	55.241	119.2	14:49:31.518

27

Ramon Vidal

38

Ralf Henri

39

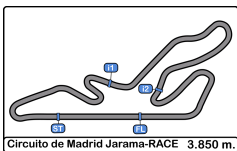
Rookie

PROMOCOPA

DESGUACES LA TORRE

Vta	D	Tiempo	Sector 1	Sector 2	Sector 3	T. Spd	Elapsed	Vta	D	Tiempo	Sector 1	Sector 2	Sector 3	T. Spd	Elapsed
1		14:23:03.595	14:21:36.592	48.603	38.400	80.8	14:23:03.595	1		14:22:52.677	14:21:29.216	47.059	36.402	76.6	14:22:52.677
2		2:06.797	48.156	42.466	36.175	161.6	14:25:10.392	2		2:06.808	48.237	<b>42.711</b>	35.860	175.0	14:24:59.485
3		<b>2:05.732</b>	<b>47.940</b>	<b>42.172</b>	<b>35.620</b>	188.4	14:27:16.124	3		2:08.973	48.346	44.174	36.453	173.3	14:27:08.458
4		2:21.161 P	47.974	42.339	50.848		14:29:37.285	4		2:10.846	48.465	43.268	39.113	171.7	14:29:19.304
5		3:11.812	1:46.606		4:02.660	69.3	14:32:49.097	5		2:07.527	48.740	42.884	35.903	171.9	14:31:26.831
6		2:07.682	48.016		6:10.342		14:34:56.779	6		2:07.111	48.304	43.025	35.782	171.4	14:33:33.942
7		2:07.285			8:17.627		14:37:04.064	7		2:06.907	48.323	42.896	35.688	171.4	14:35:40.849
8		2:16.549			10:34.176		14:39:20.613	8		<b>2:06.682</b>	<b>48.174</b>	42.921	<b>35.587</b>	173.0	14:37:47.531
9		2:13.777		7:20.120	37.157		14:41:34.390	9		2:08.358	49.490	42.914	35.954	171.7	14:39:55.889
10		2:10.001			2:47.158		14:43:44.391	10		2:07.017	48.292	42.934	35.791	173.6	14:42:02.906
11		2:25.178 P			5:12.336		14:46:09.569	11		2:21.300	53.573	50.624	37.103	173.6	14:44:24.206
12								12		2:07.091	48.203	43.016	35.872	172.5	14:46:31.297
13								13		2:48.743 P	56.718	59.493	52.532	130.4	14:49:20.040





# Circuito de Madrid Jarama - RACE

## SAXO TROPHY JARAMA RACE

### Cronometrados Parrilla A

#### Tiempos Por Vuelta



**41** Ivan Riera **48** Antonio Castillo

**EFICAR TEAM** **VSR MOTORSPORT**

Vta	D	Tiempo	Sector 1	Sector 2	Sector 3	T. Spd	Elapsed
1		14:23:56.049	14:22:34.277	46.159	35.613	81.6	14:23:56.049
2		2:04.102	47.691	41.779	34.632	175.6	14:26:00.151
3		2:03.654	47.210	41.735	34.709	176.1	14:28:03.805
4		2:13.738	47.292	42.948	43.498	176.1	14:30:17.543
5		4:13.058	2:42.644	54.895	35.519	79.4	14:34:30.601
6		2:03.950	47.349	41.830	34.771	174.1	14:36:34.551
7		2:13.508	47.333	42.332	43.843	174.7	14:38:48.059

**48** Antonio Castillo **49** Jose Antonio Martin

Vta	D	Tiempo	Sector 1	Sector 2	Sector 3	T. Spd	Elapsed
1		14:23:30.915	14:22:08.578	45.716	36.621	80.9	14:23:30.915
2		2:05.679	47.956	42.517	35.206	173.0	14:25:36.594
3		2:05.126	47.414	42.692	35.020	176.4	14:27:41.720
4		2:04.970	47.470	42.451	35.049	174.1	14:29:46.690
5		2:08.496	47.657	44.764	36.075	172.8	14:31:55.186
6		2:15.771	48.324	44.889	42.558	171.1	14:34:10.957
7		3:31.936	2:13.963	42.693	35.280	68.5	14:37:42.893
8		2:05.445	47.709	42.506	35.230	172.8	14:39:48.338
9		2:05.158	47.683	42.398	35.077	173.0	14:41:53.496
10		2:04.844	47.492	42.277	35.075	174.7	14:43:58.340
11		2:05.956	47.477	42.259	36.220	176.7	14:46:04.296
12		2:41.006	59.912	51.108	49.986	107.3	14:48:45.302

**43** Javier Albar **49** Jose Antonio Martin

**DESGUACES LA TORRE** **C.D PLEMAR SPORT**

Vta	D	Tiempo	Sector 1	Sector 2	Sector 3	T. Spd	Elapsed
1		14:22:22.213	14:21:00.925	45.143	36.145	74.1	14:22:22.213
2		2:05.081	47.742	42.209	35.130	173.6	14:24:27.294
3		2:04.737	47.529	42.052	35.156	173.9	14:26:32.031
4		2:30.600	54.002	48.895	47.703	160.9	14:29:02.631
5		3:44.692	2:23.391	44.650	36.651	86.3	14:32:47.323
6		2:06.181	47.847	43.099	35.235	174.4	14:34:53.504
7		2:04.774	47.487	42.171	35.116	173.9	14:36:58.278
8		2:04.728	47.463	42.170	35.095	175.0	14:39:03.006
9		2:22.848	47.652	49.059	46.137	172.8	14:41:25.854
10		3:14.833	1:53.911	45.659	35.263	79.2	14:44:40.687
11		2:05.595	47.481	42.147	35.967	177.6	14:46:46.282
12		2:49.554	57.927	55.128	56.499	131.3	14:49:35.836

**49** Jose Antonio Martin **54** Borja Arrizabalaga

Vta	D	Tiempo	Sector 1	Sector 2	Sector 3	T. Spd	Elapsed
1		14:22:55.750	14:21:31.195	47.596	36.959	81.3	14:22:55.750
2		2:07.437	48.859	42.885	35.693	175.8	14:25:03.187
3		2:07.126	48.431	42.761	35.934	176.4	14:27:10.313
4		2:07.792	48.802	42.767	36.223	174.4	14:29:18.105
5		2:31.495	52.800	50.285	48.410	164.8	14:31:49.600
6		4:29.263	2:52.560	54.954	41.749	81.6	14:36:18.863
7		2:08.308	49.472	43.076	35.760	171.7	14:38:27.171
8		2:07.525	48.814	43.097	35.614	174.1	14:40:34.696
9		2:30.155	53.093	56.758	40.304	171.9	14:43:04.851
10		2:27.859	1:06.247	45.698	35.914	88.2	14:45:32.710
11		2:45.099	57.971	53.653	53.475	127.9	14:48:17.809

**44** Jesus Rodriguez **54** Borja Arrizabalaga

**DESGUACES LA TORRE** **PROMOCOPA**

Vta	D	Tiempo	Sector 1	Sector 2	Sector 3	T. Spd	Elapsed
1		14:23:33.435	14:21:54.226	58.278	40.931	86.4	14:23:33.435
2		2:04.978	47.589	42.262	35.127	176.7	14:25:38.413
3		2:05.111	47.596	42.281	35.234	176.1	14:27:43.524
4		2:05.077	47.515	42.323	35.239	179.1	14:29:48.601
5		2:13.083	47.456	42.543	43.084	177.6	14:32:01.684
6		2:08.388	50.644	42.470	35.274	142.4	14:34:10.072
7		2:05.391	47.859	42.265	35.267	177.6	14:36:15.463
8		2:22.825	58.215	49.033	35.577	129.1	14:38:38.288
9		2:05.047	47.603	42.217	35.227	176.4	14:40:43.335
10		2:20.379	47.769	45.173	47.437	178.5	14:43:03.714

**54** Borja Arrizabalaga **55** David Rodriguez

Vta	D	Tiempo	Sector 1	Sector 2	Sector 3	T. Spd	Elapsed
1		14:22:50.855	14:21:24.789	50.036	36.030	76.3	14:22:50.855
2		2:05.917	48.212	42.245	35.460	177.6	14:24:56.772
3		2:05.525	48.105	42.295	35.125	177.6	14:27:02.297
4		2:05.415	47.983	42.325	35.107	175.8	14:29:07.712
5		2:12.598	48.537	48.613	35.448	175.0	14:31:20.310
6		2:06.050	47.896	42.501	35.653	178.8	14:33:26.360
7		2:14.700	48.178	49.314	37.208	175.6	14:35:41.060
8		2:06.678	48.541	42.726	35.411	172.2	14:37:47.738
9		2:06.791	47.858	42.956	35.977	176.7	14:39:54.529
10		2:06.508	48.267	42.556	35.685	171.4	14:42:01.037
11		2:28.127	52.831	54.389	40.907	163.6	14:44:29.164
12		2:06.475	48.307	42.600	35.568	172.8	14:46:35.639
13		2:48.156	54.194	59.368	54.594	153.4	14:49:23.795

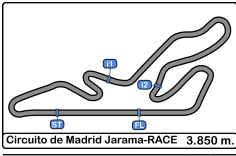
**46** Gustavo Gomar **55** David Rodriguez

**RX PRO RACING** **DESGUACES LA TORRE**

Vta	D	Tiempo	Sector 1	Sector 2	Sector 3	T. Spd	Elapsed
1		14:22:27.964	14:21:06.246	45.794	35.924	72.7	14:22:27.964
2		2:07.689	48.749	43.314	35.626	174.1	14:24:35.653
3		2:08.146	48.983	43.253	35.910	173.9	14:26:43.799
4		2:11.705	48.842	44.290	38.573	173.9	14:28:55.504
5		2:08.633	49.071	43.715	35.847	170.0	14:31:04.137
6		2:10.263	51.416	43.117	35.730	150.0	14:33:14.400
7		2:21.899	49.143	44.355	48.401	160.9	14:35:36.299
8		5:05.333	3:46.306	43.447	35.580	86.4	14:40:41.632
9		2:09.327	48.909	44.619	35.799	172.8	14:42:50.959
10		2:08.466	48.948	43.405	36.113	174.4	14:44:59.425
11		2:07.928	48.722	43.283	35.923	171.7	14:47:07.353
12		2:45.522	55.021	54.483	56.018	123.0	14:49:52.875







**Circuito de Madrid Jarama - RACI**  
**SAXO TROPHY JARAMA RACE**  
**Cronometrados Parrilla A**  
**Tiempos Por Vuelta**



**59** Vicente Valles **73** Fernando Paniagua  
Ôä [=] Åæ Ôä [=] Åæ  
 VSR MOTORSPORT VSR MOTORSPORT

Vta	D	Tiempo	Sector 1	Sector 2	Sector 3	T. Spd	Elapsed	Vta	D	Tiempo	Sector 1	Sector 2	Sector 3	T. Spd	Elapsed
1		14:25:24.817	14:24:01.668	45.305	37.844	63.2	14:25:24.817	1		14:23:30.487	14:22:08.001	45.777	36.709	72.4	14:23:30.487
2		2:14.003	51.658	46.239	36.106	152.1	14:27:38.820	2		2:05.706	48.050	42.519	35.137	172.2	14:25:36.193
3		2:11.165	49.039	46.701	35.425	169.5	14:29:49.985	3		2:06.920	49.200	42.492	35.228	156.9	14:27:43.113
4		2:06.238	48.290	42.341	35.607	173.3	14:31:56.223	4		2:05.048	<b>47.341</b>	42.423	35.284	177.0	14:29:48.161
5		<b>2:05.747</b>	<b>47.972</b>	<b>42.170</b>	35.605	174.1	14:34:01.970	5		2:23.349 P	48.754	47.884	46.711	177.3	14:32:11.510
6		2:05.989	48.194	42.452	<b>35.343</b>	174.1	14:36:07.959	6		3:19.875	2:01.899	42.737	35.239	72.1	14:35:31.385
7		2:06.249	48.336	42.547	35.366	174.4	14:38:14.208	7		2:04.821	47.541	42.197	35.083	173.0	14:37:36.206
8		2:06.354	48.300	42.395	35.659	172.8	14:40:20.562	8		<b>2:04.706</b>	47.619	<b>42.016</b>	<b>35.071</b>	173.0	14:39:40.912
9		2:08.595	48.245	42.568	37.782	173.9	14:42:29.157	9		2:18.254	57.437	45.346	35.471	125.4	14:41:59.166
10		2:09.615	49.571	44.169	35.875	161.1	14:44:38.772	10		2:05.135	47.579	42.144	35.412	173.3	14:44:04.301
11		2:28.338 P	50.010	43.052	55.276	176.4	14:47:07.110	11		2:35.388 P	55.563	51.502	48.323	129.1	14:46:39.689

**60** Julian Mazuecos **75** Francisco Vazquez  
Ôä [=] Åæ Ôä [=] Åæ  
 CIUDAD DE GETAFE Rookie PROMOCOPA

Vta	D	Tiempo	Sector 1	Sector 2	Sector 3	T. Spd	Elapsed	Vta	D	Tiempo	Sector 1	Sector 2	Sector 3	T. Spd	Elapsed
1		14:23:45.340	14:21:42.317	1:14.566	48.457	70.5	14:23:45.340	1		14:22:48.860	14:21:25.233	47.047	36.580	77.3	14:22:48.860
2		<b>2:03.550</b>	<b>47.129</b>	<b>41.674</b>	<b>34.747</b>	179.1	14:25:48.890	2		2:06.908	48.548	42.589	35.771	174.1	14:24:55.768
3		2:04.194	47.138	41.838	35.218	178.5	14:27:53.084	3		2:08.993	50.450	42.868	35.675	169.8	14:27:04.761
4		2:04.572	47.557	42.032	34.983	176.7	14:29:57.656	4		2:07.021	48.459	42.640	35.922	175.0	14:29:11.782
5		2:04.132	47.407	41.864	34.861	175.6	14:32:01.788	5		2:06.706	48.207	42.731	35.768	173.6	14:31:18.488
6		2:13.264 P	47.664	42.324	43.276	176.1	14:34:15.052	6		2:18.685	48.519	49.719	40.447	175.0	14:33:37.173
7		4:06.506	2:28.253	54.500	43.753	87.0	14:38:21.558	7		2:15.281	56.073	43.829	<b>35.379</b>	142.6	14:35:52.454
8		2:04.441	47.381	41.910	35.150	174.7	14:40:25.999	8		2:06.387	<b>48.167</b>	42.680	35.540	173.9	14:37:58.841
9		2:06.636	47.600	44.084	34.952	175.6	14:42:32.635	9		2:07.029	48.674	42.658	35.697	173.0	14:40:05.870
10		2:04.502	47.285	42.261	34.956	178.5	14:44:37.137	10		2:14.906	53.012	46.293	35.601	146.3	14:42:20.776
11		2:05.263	47.370	42.180	35.713	181.2	14:46:42.400	11		2:11.154	50.103	45.333	35.718	174.4	14:44:31.930
12		2:51.502 P	1:05.258	52.498	53.746	103.5	14:49:33.902	12		<b>2:06.092</b>	48.174	<b>42.467</b>	35.451	175.8	14:46:38.022
13		2:48.005 P						13		2:48.005 P	55.616	56.681	55.708	146.1	14:49:26.027

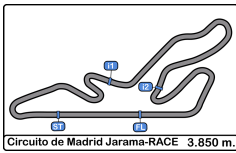
**64** Alexander Villanueva **76** Carlota Villanueva  
Ôä [=] Åæ Ôä [=] Åæ  
 EFICAR TEAM EFICAR TEAM

Vta	D	Tiempo	Sector 1	Sector 2	Sector 3	T. Spd	Elapsed	Vta	D	Tiempo	Sector 1	Sector 2	Sector 3	T. Spd	Elapsed
1		14:23:52.465	14:22:27.688	47.724	37.053	80.3	14:23:52.465	1		14:23:44.997	14:22:23.516	45.001	36.480	80.5	14:23:44.997
2		2:05.175	48.302	41.957	34.916	174.1	14:25:57.640	2		2:06.985	48.550	42.876	35.559	175.6	14:25:51.982
3		<b>2:03.749</b>	47.395	<b>41.670</b>	<b>34.684</b>	177.3	14:28:01.389	3		2:06.149	48.003	42.628	35.518	176.4	14:27:58.131
4		2:05.918	47.493	41.854	36.571	177.9	14:30:07.307	4		2:16.295 P	48.034	43.469	44.792	174.1	14:30:14.426
5		2:13.223 P	49.893	42.141	41.189	153.4	14:32:20.530	5		3:33.731	2:14.144	43.903	35.684	75.5	14:33:48.157
6		4:19.057	3:00.729	43.336	34.992	73.5	14:36:39.587	6		2:05.948	47.976	42.652	35.320	172.5	14:35:54.105
7		2:04.212	47.452	41.967	34.793	175.8	14:38:43.799	7		2:06.085	47.940	42.845	<b>35.300</b>	175.3	14:38:00.190
8		2:03.967	47.361	41.841	34.765	176.4	14:40:47.766	8		2:18.245	48.425	53.422	36.398	173.6	14:40:18.435
9		2:03.836	<b>47.321</b>	41.792	34.723	175.8	14:42:51.602	9		2:11.348	48.117	44.559	38.672	172.5	14:42:29.783
10		2:25.805 P	56.610	45.202	43.993	133.1	14:45:17.407	10		2:06.450	47.894	43.027	35.529	174.4	14:44:36.233
11								11		<b>2:05.766</b>	<b>47.543</b>	<b>42.607</b>	35.616	176.4	14:46:41.999
12								12		2:47.534 P	53.581	59.776	54.177	127.6	14:49:29.533

**70** Santiago Castilla   
Ôä [=] Åæ  
 EFICAR TEAM

Vta	D	Tiempo	Sector 1	Sector 2	Sector 3	T. Spd	Elapsed
1		14:31:17.131	14:29:48.720	52.396	36.015	80.7	14:31:17.131
2		2:05.215	47.658	41.947	35.610	171.4	14:33:22.346
3		2:04.607	47.767	41.901	<b>34.939</b>	171.9	14:35:26.953
4		<b>2:04.226</b>	<b>47.412</b>	<b>41.840</b>	34.974	172.8	14:37:31.179
5		2:16.473 P	47.460	43.539	45.474	172.5	14:39:47.652
6		3:55.528	2:37.178	43.067	35.283	87.8	14:43:43.180
7		2:06.973	47.529	44.127	35.317	174.7	14:45:50.153
8		2:30.777 P	54.237	46.822	49.718	149.5	14:48:20.930





**Circuito de Madrid Jarama - RACI**  
**SAXO TROPHY JARAMA RACE**  
**Cronometrados Parrilla A**  
**Tiempos Por Vuelta**



**77** Agustin Arce **80** Oscar Montalvo  
VSR MOTORSPORT RX PRO RACING

Vta	D	Tiempo	Sector 1	Sector 2	Sector 3	T. Spd	Elapsed	Vta	D	Tiempo	Sector 1	Sector 2	Sector 3	T. Spd	Elapsed
1		14:23:31.243	14:22:09.146	45.649	36.448	86.4	14:23:31.243	1		14:22:25.871	14:21:03.980	45.507	36.384	73.8	14:22:25.871
2		2:05.766	48.033	42.439	35.294	175.3	14:25:37.009	2		2:06.945	48.395	42.910	35.640	176.1	14:24:32.816
3		<b>2:05.223</b>	47.724	<b>42.290</b>	<b>35.209</b>	178.2	14:27:42.232	3		<b>2:06.546</b>	<b>48.040</b>	42.830	35.676	174.7	14:26:39.362
4		2:05.606	<b>47.650</b>	42.641	35.315	176.4	14:29:47.838	4		2:14.931	49.030	47.963	37.938	173.3	14:28:54.293
5		2:16.011	51.914	48.643	35.454	166.9	14:32:03.849	5		2:10.939	48.554	46.666	35.719	169.0	14:31:05.232
6		2:05.760	47.896	42.625	35.239	174.1	14:34:09.609	6		2:08.169	49.090	43.154	35.925	170.6	14:33:13.401
7		2:06.322	47.921	43.064	35.337	171.7	14:36:15.931	7		2:17.422 P	48.736	42.950	45.736	170.6	14:35:30.823
8		2:30.765 P	53.257	49.982	47.526	167.7	14:38:46.696	8		4:34.330	3:15.314	43.159	35.857	61.1	14:40:05.153
9		3:41.044	2:22.945	42.570	35.529	89.0	14:42:27.740	9		2:07.190	48.523	43.036	35.631	171.7	14:42:12.343
10		2:11.507 P	47.865	42.429	41.213	173.9	14:44:39.247	10		2:07.167	48.573	43.002	<b>35.592</b>	173.3	14:44:19.510
11								11		2:06.740	48.239	<b>42.819</b>	35.682	173.6	14:46:26.250
12								12		2:50.899 P	1:00.498	56.027	54.374	119.0	14:49:17.149

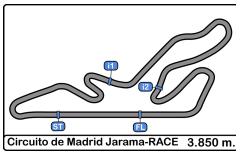
**78** Angel Cabello **85** Pablo Blanco  
RASANTE SPORT PROMOCOPA

Vta	D	Tiempo	Sector 1	Sector 2	Sector 3	T. Spd	Elapsed	Vta	D	Tiempo	Sector 1	Sector 2	Sector 3	T. Spd	Elapsed
1		14:22:43.871	14:21:22.428	44.954	36.489	67.7	14:22:43.871	1		14:22:34.178	14:21:11.492	46.346	36.340	72.6	14:22:34.178
2		2:05.963	48.123	42.594	35.246	175.0	14:24:49.834	2		2:08.120	48.743	<b>43.230</b>	36.147	175.0	14:24:42.298
3		2:06.167	47.833	42.751	35.583	177.9	14:26:56.001	3		2:07.989	48.706	43.319	35.964	174.4	14:26:50.287
4		2:05.649	47.876	42.603	<b>35.170</b>	176.7	14:29:01.650	4		2:20.969 P	49.139	43.931	47.899	173.9	14:29:11.256
5		2:07.288	47.891	42.993	36.404	174.7	14:31:08.938	5		6:27.105	5:05.573	45.212	36.320	69.9	14:35:38.361
6		2:28.927 P	53.687	51.301	43.939	134.1	14:33:37.865	6		<b>2:07.604</b>	48.741	43.281	<b>35.582</b>	171.7	14:37:45.965
7		3:44.045	2:24.561	43.849	35.635	86.8	14:37:21.910	7		2:09.619	48.826	43.396	37.397	171.7	14:39:55.584
8		2:06.228	48.006	42.791	35.431	171.7	14:39:28.138	8		2:11.230	51.525	43.636	36.069	157.6	14:42:06.814
9		2:07.363	48.458	43.551	35.354	170.3	14:41:35.501	9		2:08.000	48.833	43.391	35.776	173.6	14:44:14.814
10		2:05.804	47.753	42.777	35.274	175.8	14:43:41.305	10		2:07.666	<b>48.587</b>	43.284	35.795	173.0	14:46:22.480
11		<b>2:05.505</b>	<b>47.664</b>	<b>42.457</b>	35.384	174.1	14:45:46.810	11		3:42.478 P	1:01.045	1:36.574	1:04.859	141.5	14:50:04.958
12		2:42.453 P	1:00.370	53.357	48.726	130.1	14:48:29.263								

**79** Angel Lucena **95** Gonzalo Alvarez  
RASANTE SPORT Rookie PROMOCOPA

Vta	D	Tiempo	Sector 1	Sector 2	Sector 3	T. Spd	Elapsed	Vta	D	Tiempo	Sector 1	Sector 2	Sector 3	T. Spd	Elapsed
1		14:23:24.832	14:21:56.721	51.088	37.023	76.7	14:23:24.832	1		14:22:45.006	14:21:19.841	46.866	38.299	73.8	14:22:45.006
2		2:21.563	51.559	53.071	36.933	174.4	14:25:46.395	2		2:07.870	48.642	<b>42.732</b>	36.496	173.9	14:24:52.876
3		2:06.639	48.285	42.902	35.452	175.8	14:27:53.034	3		2:19.828	48.713	50.315	40.800	175.6	14:27:12.704
4		2:14.131 P	48.568	42.844	42.719	174.7	14:30:07.165	4		2:13.951	54.682	42.829	36.440	162.4	14:29:26.655
5		4:25.204	2:57.286	51.581	36.337	68.2	14:34:32.369	5		2:07.818	48.815	42.963	36.040	173.0	14:31:34.473
6		2:19.477	50.344	51.617	37.516	175.6	14:36:51.846	6		2:22.298	56.253	50.184	35.861	171.7	14:33:56.771
7		2:06.919	48.328	42.805	35.786	175.6	14:38:58.765	7		<b>2:07.007</b>	<b>48.513</b>	42.821	35.673	175.3	14:36:03.778
8		2:05.997	47.965	42.714	<b>35.318</b>	175.0	14:41:04.762	8		2:15.179	49.301	49.652	36.226	175.6	14:38:18.957
9		2:15.215	<b>47.694</b>	50.095	37.426	177.0	14:43:19.977	9		2:20.775	49.591	55.641	<b>35.543</b>	172.5	14:40:39.732
10		<b>2:05.887</b>	47.917	<b>42.538</b>	35.432	177.3	14:45:25.864	10		2:07.827	48.574	42.807	36.446	173.3	14:42:47.559
11		2:45.751 P	1:01.742	52.491	51.518	109.2	14:48:11.615	11		3:29.332 P	1:12.949	1:18.608	57.775	173.9	14:46:16.891





**Circuito de Madrid Jarama - RACI**  
**SAXO TROPHY JARAMA RACE**  
**Cronometrados Parrilla A**  
**Tiempos Por Vuelta**



96

Luis Alvarez

Ôä[ (=) Áæ[

PROMOCOPIA

Vta	D	Tiempo	Sector 1	Sector 2	Sector 3	T. Spd	Elapsed
1		14:22:41.484	14:21:18.222	47.746	35.516	66.3	14:22:41.484
2		2:05.274	47.740	42.249	35.285	175.8	14:24:46.758
3		2:05.212	47.545	42.260	35.407	177.3	14:26:51.970
4		2:04.993	47.784	42.115	35.094	178.5	14:28:56.963
5		2:22.887	50.603	56.831	35.453	176.4	14:31:19.850
6		2:07.426	47.590	44.227	35.609	178.5	14:33:27.276
7		<b>2:04.677</b>	47.637	<b>42.026</b>	35.014	177.6	14:35:31.953
8		2:04.696	47.554	42.139	<b>35.003</b>	178.5	14:37:36.649
9		2:06.229	<b>47.456</b>	42.452	36.321	178.5	14:39:42.878
10		2:06.179	48.139	42.722	35.318	175.3	14:41:49.057
11		2:08.243	47.746	44.690	35.807	174.7	14:43:57.300
12		2:21.076 P	47.558	42.100	51.418	176.1	14:46:18.376

98

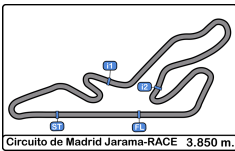
Deogracias Millan

Ôä[ (=) Áæ[

RX PRO RACING

Vta	D	Tiempo	Sector 1	Sector 2	Sector 3	T. Spd	Elapsed
1		14:22:24.966	14:21:02.322	46.319	36.325	69.4	14:22:24.966
2		2:06.128	48.118	42.705	<b>35.305</b>	179.1	14:24:31.094
3		<b>2:05.702</b>	<b>47.713</b>	<b>42.593</b>	35.396	178.2	14:26:36.796
4		2:40.486 P	50.575	52.981	56.930	177.0	14:29:17.282
5		5:45.817	4:11.458	50.619	43.740	72.5	14:35:03.099
6		2:07.984	48.724	43.370	35.890	169.8	14:37:11.083
7		2:06.715	48.368	42.720	35.627	173.0	14:39:17.798
8		2:06.851	48.442	42.810	35.599	171.9	14:41:24.649
9		2:06.848	48.323	43.036	35.489	173.0	14:43:31.497
10		2:43.528 P	51.871	52.910	58.747	148.3	14:46:15.025



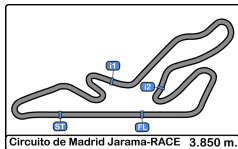


**Circuito de Madrid Jarama - RACI**  
**SAXO TROPHY JARAMA RACE**  
**Cronometrados Parrilla A**  
**Mejores Sectores**



Sector - 1			Sector - 2			Sector - 3			Vta. Ideal vs Mejor Vta.						
Clas	B.	Piloto	Tiempo	B.	Piloto	Tiempo	B.	Piloto	Tiempo	Clas	B.	Piloto	Ideal Lap	Best Lap	Clas
1	60	Julian Mazuecos	47.129	26	Daniel Martinez	41.654	41	Ivan Riera	34.632	1	60	Julian Mazuecos	2:03.550	2:03.550	1
2	41	Ivan Riera	47.210	64	Alexander Villanueva	41.670	64	Alexander Villanueva	34.684	2	41	Ivan Riera	2:03.577	2:03.654	2
3	64	Alexander Villanueva	47.321	60	Julian Mazuecos	41.674	13	U' aai aia aia aia aia aia	34.695	3	64	Alexander Villanueva	2:03.675	2:03.749	3
4	73	Fernando Paniagua	47.341	13	U' aai aia aia aia aia aia	41.705	60	Julian Mazuecos	34.747	4	13	R } aai aia aia aia aia aia	2:03.778	2:03.848	4
5	13	U' aai aia aia aia aia aia	47.378	41	Ivan Riera	41.735	20	Andrea Fernandez	34.781	5	26	Daniel Martinez	2:04.019	2:04.225	5
6	26	Daniel Martinez	47.398	70	Santiago Castilla	41.840	10	Alberto Lazaro	34.863	6	70	Santiago Castilla	2:04.191	2:04.226	6
7	70	Santiago Castilla	47.412	20	Andrea Fernandez	41.932	70	Santiago Castilla	34.939	7	20	Andrea Fernandez	2:04.214	2:04.300	8
8	48	Antonio Castillo	47.414	10	Alberto Lazaro	41.952	26	Daniel Martinez	34.967	8	10	Alberto Lazaro	2:04.294	2:04.294	7
9	35	Jose Maria Albal	47.441	35	Jose Maria Albal	41.991	35	Jose Maria Albal	34.994	9	35	Jose Maria Albal	2:04.426	2:04.567	9
10	96	Luis Alvarez	47.456	73	Fernando Paniagua	42.016	96	Luis Alvarez	35.003	10	73	Fernando Paniagua	2:04.428	2:04.706	11
11	44	Jesus Rodriguez	47.456	96	Luis Alvarez	42.026	48	Antonio Castillo	35.020	11	96	Luis Alvarez	2:04.485	2:04.677	10
12	43	Javier Albar	47.463	43	Javier Albar	42.052	73	Fernando Paniagua	35.071	12	43	Javier Albar	2:04.610	2:04.728	12
13	10	Alberto Lazaro	47.479	6	Francisco Comendador	42.075	43	Javier Albar	35.095	13	48	Antonio Castillo	2:04.693	2:04.844	13
14	20	Andrea Fernandez	47.501	59	Vicente Valles	42.170	55	David Rodriguez	35.107	14	44	Jesus Rodriguez	2:04.800	2:04.978	14
15	76	Carlota Villanueva	47.543	33	Sylvain Xavier	42.172	44	Jesus Rodriguez	35.127	15	6	Francisco Comendador	2:04.930	2:05.036	15
16	6	Francisco Comendador	47.601	44	Jesus Rodriguez	42.217	36	Miguel Rufino	35.150	16	77	Agustin Arce	2:05.149	2:05.223	16
17	36	Miguel Rufino	47.617	17	Francisco Jose Amaro	42.242	78	Angel Cabello	35.170	17	55	David Rodriguez	2:05.210	2:05.415	18
18	77	Agustin Arce	47.650	55	David Rodriguez	42.245	77	Agustin Arce	35.209	18	36	Miguel Rufino	2:05.287	2:05.382	17
19	78	Angel Cabello	47.664	48	Antonio Castillo	42.259	6	Francisco Comendador	35.254	19	78	Angel Cabello	2:05.291	2:05.505	19
20	79	Angel Lucena	47.694	77	Agustin Arce	42.290	17	Francisco Jose Amaro	35.260	20	17	Francisco Jose Amaro	2:05.417	2:05.738	23
21	98	Deogracias Millan	47.713	9	Arkaitz Uranga	42.423	76	Carlota Villanueva	35.300	21	76	Carlota Villanueva	2:05.450	2:05.766	25
22	9	Arkaitz Uranga	47.823	78	Angel Cabello	42.457	98	Deogracias Millan	35.305	22	59	Vicente Valles	2:05.485	2:05.747	24
23	55	David Rodriguez	47.858	75	Francisco Vazquez	42.467	79	Angel Lucena	35.318	23	79	Angel Lucena	2:05.550	2:05.887	26
24	23	Mariano Esteban	47.868	36	Miguel Rufino	42.520	14	Antonio Honrado	35.340	24	98	Deogracias Millan	2:05.611	2:05.702	20
25	17	Francisco Jose Amaro	47.915	23	Mariano Esteban	42.525	59	Vicente Valles	35.343	25	9	Arkaitz Uranga	2:05.703	2:05.726	21
26	33	Sylvain Xavier	47.940	79	Angel Lucena	42.538	5	Gomez - Gomez	35.345	26	33	Sylvain Xavier	2:05.732	2:05.732	22
27	59	Vicente Valles	47.972	98	Deogracias Millan	42.593	75	Francisco Vazquez	35.379	27	23	Mariano Esteban	2:05.776	2:05.955	27
28	80	Oscar Montalvo	48.040	76	Carlota Villanueva	42.607	23	Mariano Esteban	35.383	28	75	Francisco Vazquez	2:06.013	2:06.092	28
29	15	Juan Ramon Garcia	48.145	39	Ralf Henri	42.711	11	Daniel Oliver	35.441	29	11	Daniel Oliver	2:06.425	2:06.659	30
30	75	Francisco Vazquez	48.167	15	Juan Ramon Garcia	42.727	9	Arkaitz Uranga	35.457	30	80	Oscar Montalvo	2:06.451	2:06.546	29
31	39	Ralf Henri	48.174	95	Gonzalo Alvarez	42.732	95	Gonzalo Alvarez	35.543	31	39	Ralf Henri	2:06.472	2:06.682	31
32	11	Daniel Oliver	48.188	49	Jose Antonio Martin	42.761	46	Gustavo Gomar	35.580	32	15	Juan Ramon Garcia	2:06.528	2:07.280	36
33	14	Antonio Honrado	48.230	11	Daniel Oliver	42.796	85	Pablo Blanco	35.582	33	14	Antonio Honrado	2:06.575	2:06.817	32
34	5	Gomez - Gomez	48.409	80	Oscar Montalvo	42.819	39	Ralf Henri	35.587	34	5	Jonathan Gomez	2:06.619	2:06.817	33
35	49	Jose Antonio Martin	48.431	5	Gomez - Gomez	42.865	80	Oscar Montalvo	35.592	35	95	Gonzalo Alvarez	2:06.788	2:07.007	34
36	7	Alvaro Ruiz	48.509	14	Antonio Honrado	43.005	49	Jose Antonio Martin	35.614	36	49	Jose Antonio Martin	2:06.806	2:07.126	35
37	95	Gonzalo Alvarez	48.513	7	Alvaro Ruiz	43.072	33	Sylvain Xavier	35.620	37	7	Alvaro Ruiz	2:07.292	2:07.439	37
38	24	Marcos Gonzalez	48.537	46	Gustavo Gomar	43.117	15	Juan Ramon Garcia	35.656	38	85	Pablo Blanco	2:07.399	2:07.604	38
39	85	Pablo Blanco	48.587	24	Marcos Gonzalez	43.141	7	Alvaro Ruiz	35.711	39	46	Gustavo Gomar	2:07.419	2:07.689	39
40	46	Gustavo Gomar	48.722	85	Pablo Blanco	43.230	24	Marcos Gonzalez	35.880	40	24	Marcos Gonzalez	2:07.558	2:07.901	40
41	4	Ricard Cano	Transpo	4	Ricard Cano	Transpo	4	Ricard Cano	Transpo	41	4	Ricard Cano	Transpo	Transpo	41
42	27	Ramon Vidal	Transpo	27	Ramon Vidal	Transpo	27	Ramon Vidal	Transpo	42	27	Ramon Vidal	Transpo	Transpo	42
43	54	Borja Arrizabalaga	Transpo	54	Borja Arrizabalaga	Transpo	54	Borja Arrizabalaga	Transpo	43	54	Borja Arrizabalaga	Transpo	Transpo	43





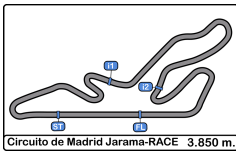
**Circuito de Madrid Jarama - RACI**  
**SAXO TROPHY JARAMA RACE**  
**Cronometrados Parrilla A**  
**5 Mejores Tiempos**



Circuito de Madrid Jarama-RACE 3.850 m.

Cls	B.	Piloto	Cat	Cls	Equipo	Vehiculo	Mejor 1		Mejor 2		Mejor 3		Mejor 4		Mejor 5	
							Tiemp	Vta	Tiemp	Vta	Tiemp	Vta	Tiemp	Vta	Tiemp	Vta
1	60	Julian Mazuecos			CIUDAD DE GETAFE	Óase[ => ] ÁJase[	2:03.550	2	2:04.132	5	2:04.194	3	2:04.441	8	2:04.502	10
2	41	Ivan Riera			EFICAR TEAM	Óase[ => ] ÁJase[	2:03.654	3	2:03.950	6	2:04.102	2	2:13.508	7	2:13.738	4
3	64	Alexander Villanueva			EFICAR TEAM	Óase[ => ] ÁJase[	2:03.749	3	2:03.836	9	2:03.967	8	2:04.212	7	2:05.175	2
4	13	Ricard Cano			ULTIMA VUELTA	Óase[ => ] ÁJase[	2:03.848	8	2:03.926	3	2:04.476	2	2:04.520	5	2:06.504	11
5	26	Daniel Martinez			VSR MOTORSPORT	Óase[ => ] ÁJase[	2:04.225	9	2:04.428	4	2:04.541	8	2:04.747	5	2:04.800	3
6	70	Santiago Castilla			EFICAR TEAM	Óase[ => ] ÁJase[	2:04.226	4	2:04.607	3	2:05.215	2	2:06.973	7	2:16.473	5
7	10	Alberto Lazaro			ALBERTO LAZARO	Óase[ => ] ÁJase[	2:04.294	8	2:04.731	3	2:05.146	7	2:05.246	2	2:05.306	6
8	20	Andrea Fernandez			EFICAR TEAM	Óase[ => ] ÁJase[	2:04.300	11	2:04.415	7	2:04.691	3	2:04.863	4	2:05.688	2
9	35	Jose Maria Albal			ÚÓ-ÓE WUT UXÓUVÓÓÁ	Óase[ => ] ÁJase[	2:04.567	7	2:04.723	8	2:04.990	6	2:05.563	2	2:05.576	10
10	96	Luis Alvarez			PROMOCOPA	Óase[ => ] ÁJase[	2:04.677	7	2:04.696	8	2:04.993	4	2:05.212	3	2:05.274	2
11	73	Fernando Paniagua			VSR MOTORSPORT	Óase[ => ] ÁJase[	2:04.706	8	2:04.821	7	2:05.048	4	2:05.135	10	2:05.706	2
12	43	Javier Albar			DESGUACES LA TORRE	Óase[ => ] ÁJase[	2:04.728	8	2:04.737	3	2:04.774	7	2:05.081	2	2:05.595	11
13	48	Antonio Castillo			VSR MOTORSPORT	Óase[ => ] ÁJase[	2:04.844	10	2:04.970	4	2:05.126	3	2:05.158	9	2:05.445	8
14	44	Jesus Rodriguez			DESGUACES LA TORRE	Óase[ => ] ÁJase[	2:04.978	2	2:05.047	9	2:05.077	4	2:05.111	3	2:05.391	7
15	6	Francisco Comendador			VSR MOTORSPORT	Óase[ => ] ÁJase[	2:05.036	8	2:05.137	9	2:05.244	3	2:05.416	4	2:05.424	2
16	77	Agustin Arce			VSR MOTORSPORT	Óase[ => ] ÁJase[	2:05.223	3	2:05.606	4	2:05.760	6	2:05.766	2	2:06.322	7
17	36	Miguel Rufino			ESCUERIA CARTHAGO	Óase[ => ] ÁJase[	2:05.382	7	2:05.596	3	2:05.830	2	2:08.804	6	2:09.358	11
18	55	David Rodriguez			DESGUACES LA TORRE	Óase[ => ] ÁJase[	2:05.415	4	2:05.525	3	2:05.917	2	2:06.050	6	2:06.475	12
19	78	Angel Cabello			RASANTE SPORT	Óase[ => ] ÁJase[	2:05.505	11	2:05.649	4	2:05.804	10	2:05.963	2	2:06.167	3
20	98	Deogracias Millan			RX PRO RACING	Óase[ => ] ÁJase[	2:05.702	3	2:06.128	2	2:06.715	7	2:06.848	9	2:06.851	8
21	9	Arkaitz Uranga			R.A.C. CIRCUITO GUADALOPE	Óase[ => ] ÁJase[	2:05.726	3	2:06.164	7	2:06.268	9	2:07.148	8	2:11.755	4
22	33	Sylvain Xavier			R.A.C. CIRCUITO GUADALOPE	Óase[ => ] ÁJase[	2:05.732	3	2:06.797	2	2:07.285	7	2:07.682	6	2:10.001	10
23	17	Francisco Jose Amaro			ULTIMA VUELTA	Óase[ => ] ÁJase[	2:05.738	8	2:05.863	7	2:05.949	2	2:06.080	10	2:06.123	12
24	59	Vicente Valles			VSR MOTORSPORT	Óase[ => ] ÁJase[	2:05.747	5	2:05.989	6	2:06.238	4	2:06.249	7	2:06.354	8
25	76	Carlota Villanueva			EFICAR TEAM	Óase[ => ] ÁJase[	2:05.766	11	2:05.948	6	2:06.085	7	2:06.149	3	2:06.450	10
26	79	Angel Lucena			RASANTE SPORT	Óase[ => ] ÁJase[	2:05.887	10	2:05.997	8	2:06.639	3	2:06.919	7	2:14.131	4
27	23	Mariano Esteban	R	1	VSR MOTORSPORT	Óase[ => ] ÁJase[	2:05.955	3	2:06.066	11	2:06.195	9	2:06.237	4	2:06.519	8
28	75	Francisco Vazquez	R	2	PROMOCOPA	Óase[ => ] ÁJase[	2:06.092	12	2:06.387	8	2:06.706	5	2:06.908	2	2:07.021	4
29	80	Oscar Montalvo			RX PRO RACING	Óase[ => ] ÁJase[	2:06.546	3	2:06.740	11	2:06.945	2	2:07.167	10	2:07.190	9
30	11	Daniel Oliver			R.A.C. CIRCUITO GUADALOPE	Óase[ => ] ÁJase[	2:06.659	9	2:06.837	8	2:06.865	11	2:07.104	7	2:07.317	3
31	39	Ralf Henri			DESGUACES LA TORRE	Óase[ => ] ÁJase[	2:06.682	8	2:06.808	2	2:06.907	7	2:07.017	10	2:07.091	12
32	5	Jonathan Gomez			ÚÓ-ÓE WUT UXÓUVÓÓÁ	Óase[ => ] ÁJase[	2:06.817	4	2:06.877	3	2:07.318	2	2:07.918	8	2:08.148	9
33	14	Antonio Honrado			PROMOCOPA	Óase[ => ] ÁJase[	2:06.817	2	2:07.199	5	2:09.213	6	2:09.281	7	2:09.610	9
34	95	Gonzalo Alvarez	R	3	PROMOCOPA	Óase[ => ] ÁJase[	2:07.007	7	2:07.818	5	2:07.827	10	2:07.870	2	2:13.951	4
35	49	Jose Antonio Martin			C.D PLEMAR SPORT	Óase[ => ] ÁJase[	2:07.126	3	2:07.437	2	2:07.525	8	2:07.792	4	2:08.308	7
36	15	Juan Ramon Garcia			DESGUACES LA TORRE	Óase[ => ] ÁJase[	2:07.280	2	2:07.321	5	2:07.683	3	2:07.943	8	2:09.281	4
37	7	Alvaro Ruiz			PROMOCOPA	Óase[ => ] ÁJase[	2:07.439	2	2:07.844	9	2:07.861	6	2:08.034	7	2:09.061	8
38	85	Pablo Blanco			PROMOCOPA	Óase[ => ] ÁJase[	2:07.604	6	2:07.666	10	2:07.989	3	2:08.000	9	2:08.120	2
39	46	Gustavo Gomar			RX PRO RACING	Óase[ => ] ÁJase[	2:07.689	2	2:07.928	11	2:08.146	3	2:08.466	10	2:08.633	5
40	24	Marcos Gonzalez			ULTIMA VUELTA	Óase[ => ] ÁJase[	2:07.901	2	2:08.120	3	2:08.429	8	2:08.861	9	2:08.947	10
41	4	Ricard Cano	R	4	PROMOCOPA	Óase[ => ] ÁJase[										
42	27	Ramon Vidal	R	5	PROMOCOPA	Óase[ => ] ÁJase[										
43	54	Borja Arrizabalaga			PROMOCOPA	Óase[ => ] ÁJase[										



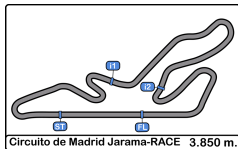


**Circuito de Madrid Jarama - RACI  
SAXO TROPHY JARAMA RACE  
Cronometrados Parrilla A  
5 Mejores Velocidades**



Clas	B_	Piloto	Cat	Cls	Equipo	Vehiculo	Top 1		Top 2		Top 3		Top 4		Top 5		Avg
							Km/h	Vta	Km/h	Vta	Km/h	Vta	Km/h	Vta	Km/h	Vta	
1	33	Sylvain Xavier			R.A.C. CIRCUITO GUADALOPE	Óä[ => ÁJæ[	188.4	3	161.6	2	80.8	1	69.3	5		125.0	
2	60	Julian Mazuecos			CIUDAD DE GETAFE	Óä[ => ÁJæ[	181.2	11	179.1	2	178.5	3	178.5	10	176.7	4	178.8
3	44	Jesus Rodriguez			DESGUACES LA TORRE	Óä[ => ÁJæ[	179.1	4	178.5	10	177.6	5	177.6	7	176.7	2	177.9
4	98	Deogracias Millan			RX PRO RACING	Óä[ => ÁJæ[	179.1	2	178.2	3	177.0	4	173.0	7	173.0	9	176.1
5	55	David Rodriguez			DESGUACES LA TORRE	Óä[ => ÁJæ[	178.8	6	177.6	2	177.6	3	176.7	9	175.8	4	177.3
6	13	R ) æ[ => ÁJæ[			ULTIMA VUELTA	Óä[ => ÁJæ[	178.5	4	177.9	3	175.3	2	175.0	9	174.7	8	176.3
7	17	Francisco Jose Amaro			ULTIMA VUELTA	Óä[ => ÁJæ[	178.5	3	177.9	12	177.0	2	175.6	4	175.6	11	176.9
8	96	Luis Alvarez			PROMOCOPA	Óä[ => ÁJæ[	178.5	4	178.5	6	178.5	8	178.5	9	177.6	7	178.3
9	35	Jose Maria Albal			Óä[ => ÁJæ[	Óä[ => ÁJæ[	178.2	10	177.3	3	176.7	2	176.4	6	175.6	7	176.8
10	77	Agustin Arce			VSR MOTORSPORT	Óä[ => ÁJæ[	178.2	3	176.4	4	175.3	2	174.1	6	173.9	10	175.6
11	20	Andrea Fernandez			EFICAR TEAM	Óä[ => ÁJæ[	177.9	11	177.0	8	177.0	10	175.6	7	175.0	3	176.5
12	64	Alexander Villanueva			EFICAR TEAM	Óä[ => ÁJæ[	177.9	4	177.3	3	176.4	8	175.8	7	175.8	9	176.7
13	78	Angel Cabello			RASANTE SPORT	Óä[ => ÁJæ[	177.9	3	176.7	4	175.8	10	175.0	2	174.7	5	176.0
14	43	Javier Albar			DESGUACES LA TORRE	Óä[ => ÁJæ[	177.6	11	175.0	8	174.4	6	173.9	3	173.9	7	174.9
15	73	Fernando Paniagua			VSR MOTORSPORT	Óä[ => ÁJæ[	177.3	5	177.0	4	173.3	10	173.0	7	173.0	8	174.7
16	79	Angel Lucena			RASANTE SPORT	Óä[ => ÁJæ[	177.3	10	177.0	9	175.8	3	175.6	6	175.6	7	176.3
17	6	Francisco Comendador			VSR MOTORSPORT	Óä[ => ÁJæ[	176.7	10	176.1	11	175.3	12	175.0	7	174.4	8	175.5
18	48	Antonio Castillo			VSR MOTORSPORT	Óä[ => ÁJæ[	176.7	11	176.4	3	174.7	10	174.1	4	173.0	2	175.0
19	49	Jose Antonio Martin			C.D PLEMAR SPORT	Óä[ => ÁJæ[	176.4	3	175.8	2	174.4	4	174.1	8	171.9	9	174.6
20	59	Vicente Valles			VSR MOTORSPORT	Óä[ => ÁJæ[	176.4	11	174.4	7	174.1	5	174.1	6	173.9	9	174.6
21	76	Carlota Villanueva			EFICAR TEAM	Óä[ => ÁJæ[	176.4	3	176.4	11	175.6	2	175.3	7	174.4	10	175.6
22	41	Ivan Riera			EFICAR TEAM	Óä[ => ÁJæ[	176.1	3	176.1	4	175.6	2	174.7	7	174.1	6	175.3
23	80	Oscar Montalvo			RX PRO RACING	Óä[ => ÁJæ[	176.1	2	174.7	3	173.6	11	173.3	4	173.3	10	174.2
24	14	Antonio Honrado			PROMOCOPA	Óä[ => ÁJæ[	175.8	3	174.7	2	173.6	6	172.5	9	172.2	5	173.8
25	23	Mariano Esteban	R	1	VSR MOTORSPORT	Óä[ => ÁJæ[	175.8	2	175.6	3	174.7	10	174.1	4	174.1	11	174.9
26	75	Francisco Vazquez	R	2	PROMOCOPA	Óä[ => ÁJæ[	175.8	12	175.0	4	175.0	6	174.4	11	174.1	2	174.9
27	7	Alvaro Ruiz			PROMOCOPA	Óä[ => ÁJæ[	175.6	3	175.0	2	174.1	4	173.6	7	172.8	6	174.2
28	26	Daniel Martinez			VSR MOTORSPORT	Óä[ => ÁJæ[	175.6	10	175.3	8	175.3	9	174.7	6	173.9	3	174.9
29	36	Miguel Rufino			ESCUERIA CARTHAGO	Óä[ => ÁJæ[	175.6	7	175.3	2	173.3	8	172.5	11	172.2	3	173.8
30	95	Gonzalo Alvarez	R	3	PROMOCOPA	Óä[ => ÁJæ[	175.6	3	175.6	8	175.3	7	173.9	2	173.9	11	174.8
31	10	Alberto Lazaro			ALBERTO LAZARO BARRASA	Óä[ => ÁJæ[	175.0	11	174.7	2	174.7	4	174.4	3	174.1	8	174.6
32	39	Ralf Henri			DESGUACES LA TORRE	Óä[ => ÁJæ[	175.0	2	173.6	10	173.6	11	173.3	3	173.0	8	173.7
33	85	Pablo Blanco			PROMOCOPA	Óä[ => ÁJæ[	175.0	2	174.4	3	173.9	4	173.6	9	173.0	10	174.0
34	70	Santiago Castilla			EFICAR TEAM	Óä[ => ÁJæ[	174.7	7	172.8	4	172.5	5	171.9	3	171.4	2	172.6
35	15	Juan Ramon Garcia			DESGUACES LA TORRE	Óä[ => ÁJæ[	174.4	2	174.4	3	174.1	8	173.3	9	172.8	6	173.8
36	46	Gustavo Gomar			RX PRO RACING	Óä[ => ÁJæ[	174.4	10	174.1	2	173.9	3	173.9	4	172.8	9	173.8
37	9	Arkaitz Uranga			R.A.C. CIRCUITO GUADALOPE	Óä[ => ÁJæ[	173.9	9	173.3	3	172.8	4	172.2	7	170.3	8	172.5
38	24	Marcos Gonzalez			ULTIMA VUELTA	Óä[ => ÁJæ[	173.6	3	173.3	2	172.8	4	170.3	9	169.2	11	171.8
39	5	Jonathan Gomez			Óä[ => ÁJæ[	Óä[ => ÁJæ[	172.8	2	172.2	3	171.9	7	171.7	4	170.6	8	171.8
40	11	Daniel Oliver			R.A.C. CIRCUITO GUADALOPE	Óä[ => ÁJæ[	172.8	2	172.5	11	172.2	3	171.7	6	171.7	9	172.1





**Circuito de Madrid Jarama - RACI**  
**SAXO TROPHY JARAMA RACE**  
**Cronometrados Parrilla A**

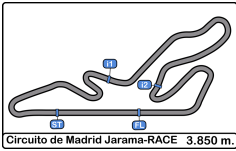


A Y'tf 'Azl ja UJY'cVXUX'XY'9j Ybrc

B.	Piloto	Cat	Clas	Equipo	Vehiculo	Km/h	GYg Cb
33	Sylvain Xavier			R.A.C. CIRCUITO	Ôã[ => Áúã[	188.4	Cronometrados Parrilla A
44	Jesus Rodriguez			DESGUACES LA TORRE	Ôã[ => Áúã[	181.2	Entrenamiento Privado
96	Luis Alvarez			PROMOCOPA	Ôã[ => Áúã[	181.2	Cronometrado Previo
60	Julian Mazuecos			CIUDAD DE GETAFE	Ôã[ => Áúã[	181.2	Cronometrados Parrilla A
95	Gonzalo Alvarez	R	1	PROMOCOPA	Ôã[ => Áúã[	180.6	Cronometrado Previo
64	Alexander Villanueva			EFICAR TEAM	Ôã[ => Áúã[	180.0	Cronometrado Previo
49	Jose Antonio Martin			C.D PLEMAR SPORT	Ôã[ => Áúã[	179.1	Cronometrado Previo
20	Andrea Fernandez			EFICAR TEAM	Ôã[ => Áúã[	179.1	Cronometrado Previo
98	Deogracias Millan			RX PRO RACING	Ôã[ => Áúã[	179.1	Cronometrados Parrilla A
75	Francisco Vazquez	R	2	PROMOCOPA	Ôã[ => Áúã[	178.8	Entrenamiento Privado
55	David Rodriguez			DESGUACES LA TORRE	Ôã[ => Áúã[	178.8	Cronometrados Parrilla A
17	Francisco Jose Amaro			ULTIMA VUELTA	Ôã[ => Áúã[	178.5	Entrenamiento Privado
13	Ricardo Álvarez			ULTIMA VUELTA	Ôã[ => Áúã[	178.5	Cronometrados Parrilla A
27	Ramon Vidal	R	3	PROMOCOPA	Ôã[ => Áúã[	178.2	Cronometrado Previo
77	Agustin Arce			VSR MOTORSPORT	Ôã[ => Áúã[	178.2	Cronometrados Parrilla A
35	Jose Maria Albal			ÚO- C&WUT UX&UVÓ&A	Ôã[ => Áúã[	178.2	Cronometrados Parrilla A
70	Santiago Castilla			EFICAR TEAM	Ôã[ => Áúã[	177.9	Entrenamiento Privado
78	Angel Cabello			RASANTE SPORT	Ôã[ => Áúã[	177.9	Cronometrados Parrilla A
43	Javier Albar			DESGUACES LA TORRE	Ôã[ => Áúã[	177.6	Cronometrados Parrilla A
26	Daniel Martinez			VSR MOTORSPORT	Ôã[ => Áúã[	177.3	Entrenamiento Privado
10	Alberto Lazaro			ALBERTO LAZARO	Ôã[ => Áúã[	177.3	Entrenamiento Privado
4	Ricard Cano	R	4	PROMOCOPA	Ôã[ => Áúã[	177.3	Cronometrado Previo
6	Francisco Comendador			VSR MOTORSPORT	Ôã[ => Áúã[	177.3	Cronometrado Previo
39	Ralf Henri			DESGUACES LA TORRE	Ôã[ => Áúã[	177.3	Cronometrado Previo
73	Fernando Paniagua			VSR MOTORSPORT	Ôã[ => Áúã[	177.3	Cronometrados Parrilla A
79	Angel Lucena			RASANTE SPORT	Ôã[ => Áúã[	177.3	Cronometrados Parrilla A
41	Ivan Riera			EFICAR TEAM	Ôã[ => Áúã[	177.0	Entrenamiento Privado
76	Carlota Villanueva			EFICAR TEAM	Ôã[ => Áúã[	176.7	Entrenamiento Privado
48	Antonio Castillo			VSR MOTORSPORT	Ôã[ => Áúã[	176.7	Cronometrados Parrilla A
59	Vicente Valles			VSR MOTORSPORT	Ôã[ => Áúã[	176.4	Cronometrados Parrilla A
14	Antonio Honrado			PROMOCOPA	Ôã[ => Áúã[	176.1	Entrenamiento Privado
80	Oscar Montalvo			RX PRO RACING	Ôã[ => Áúã[	176.1	Cronometrados Parrilla A
19	Juan Dominguez	R	5	AUTOMOVIL CLUB VEC	Ôã[ => Áúã[	175.8	Cronometrado Previo
23	Mariano Esteban	R	6	VSR MOTORSPORT	Ôã[ => Áúã[	175.8	Cronometrados Parrilla A
11	Daniel Oliver			R.A.C. CIRCUITO	Ôã[ => Áúã[	175.6	Entrenamiento Privado
65	Roberto Fernandez			CIUDAD DE GETAFE	Ôã[ => Áúã[	175.6	Cronometrado Previo
7	Alvaro Ruiz			PROMOCOPA	Ôã[ => Áúã[	175.6	Cronometrados Parrilla A
36	Miguel Rufino			ESCUDERIA CARTHAGO	Ôã[ => Áúã[	175.6	Cronometrados Parrilla A
24	Marcos Gonzalez			ULTIMA VUELTA	Ôã[ => Áúã[	175.3	Entrenamiento Privado
85	Pablo Blanco			PROMOCOPA	Ôã[ => Áúã[	175.0	Entrenamiento Privado
18	Carlos Arco			R.A.C. CIRCUITO	Ôã[ => Áúã[	175.0	Cronometrado Previo
15	Juan Ramon Garcia			DESGUACES LA TORRE	Ôã[ => Áúã[	174.7	Entrenamiento Privado
46	Gustavo Gomar			RX PRO RACING	Ôã[ => Áúã[	174.7	Cronometrado Previo
9	Arkaitz Uranga			R.A.C. CIRCUITO	Ôã[ => Áúã[	174.1	Entrenamiento Privado
3	Óscar Álvarez			PROMOCOPA	Ôã[ => Áúã[	174.1	Cronometrado Previo
5	Jonathan Gomez			ÚO&AÚO- C&T UVUÚ&VÓ&A	Ôã[ => Áúã[	173.9	Entrenamiento Privado
86	Sergio Cabal			RASANTE SPORT	Ôã[ => Áúã[	173.9	Cronometrado Previo
8	Alex Tomas			ALEX TOMAS VARELA	Ôã[ => Áúã[	172.8	Entrenamiento Privado
22	Óscar Álvarez			R.A.C. CIRCUITO	Ôã[ => Áúã[	171.9	Entrenamiento Privado
16	Victor Ambite	R	7	CIUDAD DE GETAFE	Ôã[ => Áúã[	170.3	Entrenamiento Privado
54	Borja Arrizabalaga			PROMOCOPA	Ôã[ => Áúã[	169.2	Entrenamiento Privado
12	Manuel Isidro	R	8	EFICAR TEAM	Ôã[ => Áúã[	169.0	Cronometrado Previo
30	Mario Castro			PROMOCOPA	Ôã[ => Áúã[	167.1	Cronometrado Previo
37	Victor Cantin			VICTOR CANTIN PINILLA	Ôã[ => Áúã[	166.6	Cronometrado Previo
123	Miguel Gonzalez			ESCUDERIA CENTRO	Toyota Aygo	152.3	Entrenamiento Privado
118	Javier Conejero			ESCUDERIA PLASENCIA	Toyota Aygo	151.6	Entrenamiento Privado
114	Luis Quintana			MOTORISMO RACING	Toyota Aygo	151.4	Entrenamiento Privado







**Circuito de Madrid Jarama - RACE**  
**SAXO TROPHY JARAMA RACE**  
**Cronometrados Parrilla A**

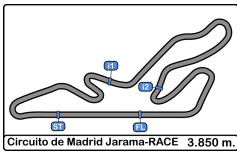


Circuito de Madrid Jarama-RACE 3.850 m.

A Ycf`Azl ja UJYcVXUX`XY`9j Ybtr

177	Jan Acero	ESCUADERIA BAIX	Toyota Aygo	149.7	Entrenamiento Privado
199	Alberto Dorsch	RACE	Toyota Aygo	148.5	Entrenamiento Privado





**Circuito de Madrid Jarama - RACE**  
**SAXO TROPHY JARAMA RACE**  
**Cronometrados Parrilla A**



**Tiempos Parada en Pit**

**5** Jonathan Gomez Ôäi[ (=) ÁJæ[

Oscar Gomez ÛÖCSÁÜÖ= ÇÄ UVUÛÖWVÖÄKZÖÖÉÇ

B.	<cfU8 1J	Tiempo	Tiempo Salida	Tiempo Box	T. Box Total	Handicap	Diff.
1	14:31:54.764	14:31:54.764	14:33:29.429	1:34.665	1:34.665		

**7** Alvaro Ruiz Ôäi[ (=) ÁJæ[

PROMOCOFA

B.	<cfU8 1J	Tiempo	Tiempo Salida	Tiempo Box	T. Box Total	Handicap	Diff.
1	14:29:17.406	14:29:17.406	14:31:36.885	2:19.479	2:19.479		

**9** Arkaitz Uranga Ôäi[ (=) ÁJæ[

R.A.C. CIRCUITO GUADALOPE

B.	<cfU8 1J	Tiempo	Tiempo Salida	Tiempo Box	T. Box Total	Handicap	Diff.
1	14:22:44.288	14:22:44.288	14:23:45.146	1:00.858	1:00.858		
2	14:32:23.354	14:32:23.354	14:34:23.176	1:59.822	3:00.680		

**10** Alberto Lazaro Ôäi[ (=) ÁJæ[

ALBERTO LAZARO BARRASA

B.	<cfU8 1J	Tiempo	Tiempo Salida	Tiempo Box	T. Box Total	Handicap	Diff.
1	14:28:56.907	14:28:56.907	14:30:37.560	1:40.653	1:40.653		
2	14:41:23.758	14:41:23.758	14:42:19.448	55.690	2:36.343		

**11** Daniel Oliver Ôäi[ (=) ÁJæ[

R.A.C. CIRCUITO GUADALOPE

B.	<cfU8 1J	Tiempo	Tiempo Salida	Tiempo Box	T. Box Total	Handicap	Diff.
1	14:29:01.697	14:29:01.697	14:31:28.129	2:26.432	2:26.432		

**13** Miguel Villaceros Ôäi[ (=) ÁJæ[

ULTIMA VUELTA

B.	<cfU8 1J	Tiempo	Tiempo Salida	Tiempo Box	T. Box Total	Handicap	Diff.
1	14:33:01.774	14:33:01.774	14:34:43.448	1:41.674	1:41.674		
2	14:41:00.751	14:41:00.751	14:42:39.034	1:38.283	3:19.957		

**14** Antonio Honrado Ôäi[ (=) ÁJæ[

PROMOCOFA

B.	<cfU8 1J	Tiempo	Tiempo Salida	Tiempo Box	T. Box Total	Handicap	Diff.
1	14:27:13.460	14:27:13.460	14:27:56.821	43.361	43.361		

**15** Juan Ramon Garcia Ôäi[ (=) ÁJæ[

DESGUACES LA TORRE

B.	<cfU8 1J	Tiempo	Tiempo Salida	Tiempo Box	T. Box Total	Handicap	Diff.
1	14:40:59.207	14:40:59.207	14:43:24.018	2:24.811	2:24.811		

**20** Andrea Fernandez Ôäi[ (=) ÁJæ[

EFICAR TEAM

B.	<cfU8 1J	Tiempo	Tiempo Salida	Tiempo Box	T. Box Total	Handicap	Diff.
1	14:32:25.610	14:32:25.610	14:33:46.563	1:20.953	1:20.953		

**23** Mariano Esteban Ôäi[ (=) ÁJæ[

Rookie VSR MOTORSPORT

B.	<cfU8 1J	Tiempo	Tiempo Salida	Tiempo Box	T. Box Total	Handicap	Diff.
1	14:32:03.581	14:32:03.581	14:34:13.907	2:10.326	2:10.326		

**24** Marcos Gonzalez Ôäi[ (=) ÁJæ[

ULTIMA VUELTA

B.	<cfU8 1J	Tiempo	Tiempo Salida	Tiempo Box	T. Box Total	Handicap	Diff.
1	14:33:24.738	14:33:24.738	14:34:39.675	1:14.937	1:14.937		

**26** Daniel Martinez Ôäi[ (=) ÁJæ[

VSR MOTORSPORT

B.	<cfU8 1J	Tiempo	Tiempo Salida	Tiempo Box	T. Box Total	Handicap	Diff.
1	14:23:35.970	14:23:35.970	14:24:21.980	46.010	46.010		
2	14:35:03.690	14:35:03.690	14:36:57.859	1:54.169	2:40.179		

**35** Jose Maria Albal Ôäi[ (=) ÁJæ[

ÛÖ= ÇÄWUT UXÇÖVÖÇÄÜSÖSÁÜWÖ

B.	<cfU8 1J	Tiempo	Tiempo Salida	Tiempo Box	T. Box Total	Handicap	Diff.
1	14:29:15.546	14:29:15.546	14:31:13.122	1:57.576	1:57.576		

**36** Miguel Rufino Ôäi[ (=) ÁJæ[

ESCUADERIA CARTHAGO

B.	<cfU8 1J	Tiempo	Tiempo Salida	Tiempo Box	T. Box Total	Handicap	Diff.
1	14:37:42.284	14:37:42.284	14:40:01.829	2:19.545	2:19.545		

**41** Ivan Riera Ôäi[ (=) ÁJæ[

EFICAR TEAM

B.	<cfU8 1J	Tiempo	Tiempo Salida	Tiempo Box	T. Box Total	Handicap	Diff.
1	14:30:14.133	14:30:14.133	14:32:08.288	1:54.155	1:54.155		

**43** Javier Albar Ôäi[ (=) ÁJæ[

DESGUACES LA TORRE

B.	<cfU8 1J	Tiempo	Tiempo Salida	Tiempo Box	T. Box Total	Handicap	Diff.
1	14:28:59.005	14:28:59.005	14:30:39.047	1:40.042	1:40.042		
2	14:41:22.710	14:41:22.710	14:42:24.569	1:01.859	2:41.901		

**46** Gustavo Gomar Ôäi[ (=) ÁJæ[

RX PRO RACING

B.	<cfU8 1J	Tiempo	Tiempo Salida	Tiempo Box	T. Box Total	Handicap	Diff.
1	14:35:31.706	14:35:31.706	14:38:37.141	3:05.435	3:05.435		

**48** Antonio Castillo Ôäi[ (=) ÁJæ[

VSR MOTORSPORT

B.	<cfU8 1J	Tiempo	Tiempo Salida	Tiempo Box	T. Box Total	Handicap	Diff.
1	14:34:07.272	14:34:07.272	14:35:36.523	1:29.251	1:29.251		

**49** Jose Antonio Martin Ôäi[ (=) ÁJæ[

C.D PLEMAR SPORT

B.	<cfU8 1J	Tiempo	Tiempo Salida	Tiempo Box	T. Box Total	Handicap	Diff.
1	14:31:44.524	14:31:44.524	14:33:54.145	2:09.621	2:09.621		

**60** Julian Mazuecos Ôäi[ (=) ÁJæ[

CIUDAD DE GETAFE

B.	<cfU8 1J	Tiempo	Tiempo Salida	Tiempo Box	T. Box Total	Handicap	Diff.
1	14:34:10.929	14:34:10.929	14:35:47.597	1:36.668	1:36.668		

**64** Alexander Villanueva Ôäi[ (=) ÁJæ[

EFICAR TEAM

B.	<cfU8 1J	Tiempo	Tiempo Salida	Tiempo Box	T. Box Total	Handicap	Diff.
1	14:32:17.486	14:32:17.486	14:34:32.985	2:15.499	2:15.499		

**70** Santiago Castilla Ôäi[ (=) ÁJæ[

EFICAR TEAM

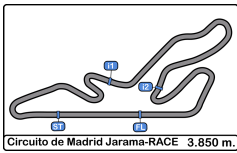
B.	<cfU8 1J	Tiempo	Tiempo Salida	Tiempo Box	T. Box Total	Handicap	Diff.
1	14:39:44.691	14:39:44.691	14:41:37.064	1:52.373	1:52.373		

**73** Fernando Paniagua Ôäi[ (=) ÁJæ[

VSR MOTORSPORT

B.	<cfU8 1J	Tiempo	Tiempo Salida	Tiempo Box	T. Box Total	Handicap	Diff.
1	14:32:07.686	14:32:07.686	14:33:26.456	1:18.770	1:18.770		





**Circuito de Madrid Jarama - RACI**  
**SAXO TROPHY JARAMA RACE**  
**Cronometrados Parrilla A**  
**Tiempos Parada en Pit**



**76** Carlota Villanueva Ôäi[ => ÁÚæø[

EFICAR TEAM

B.	<cfU81J	Tiempo	Tiempo Salida	Tiempo Box	T. Box Total	Handicap	Diff.
1	14:30:11.058	14:30:11.058	14:31:40.163	1:29.105	1:29.105		

**77** Agustin Arce Ôäi[ => ÁÚæø[

VSR MOTORSPORT

B.	<cfU81J	Tiempo	Tiempo Salida	Tiempo Box	T. Box Total	Handicap	Diff.
1	14:38:43.536	14:38:43.536	14:40:24.805	1:41.269	1:41.269		

**78** Angel Cabello Ôäi[ => ÁÚæø[

RASANTE SPORT

B.	<cfU81J	Tiempo	Tiempo Salida	Tiempo Box	T. Box Total	Handicap	Diff.
1	14:33:34.550	14:33:34.550	14:35:17.379	1:42.829	1:42.829		

**79** Angel Lucena Ôäi[ => ÁÚæø[

RASANTE SPORT

B.	<cfU81J	Tiempo	Tiempo Salida	Tiempo Box	T. Box Total	Handicap	Diff.
1	14:30:03.658	14:30:03.658	14:32:11.762	2:08.104	2:08.104		

**80** Oscar Montalvo Ôäi[ => ÁÚæø[

RX PRO RACING

B.	<cfU81J	Tiempo	Tiempo Salida	Tiempo Box	T. Box Total	Handicap	Diff.
1	14:35:24.978	14:35:24.978	14:37:58.263	2:33.285	2:33.285		

**85** Pablo Blanco Ôäi[ => ÁÚæø[

PROMOCOPIA

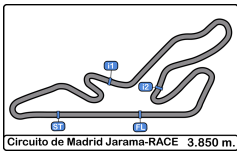
B.	<cfU81J	Tiempo	Tiempo Salida	Tiempo Box	T. Box Total	Handicap	Diff.
1	14:29:06.885	14:29:06.885	14:33:23.759	4:16.874	4:16.874		

**98** Deogracias Millan Ôäi[ => ÁÚæø[

RX PRO RACING

B.	<cfU81J	Tiempo	Tiempo Salida	Tiempo Box	T. Box Total	Handicap	Diff.
1	14:29:11.677	14:29:11.677	14:32:33.569	3:21.892	3:21.892		



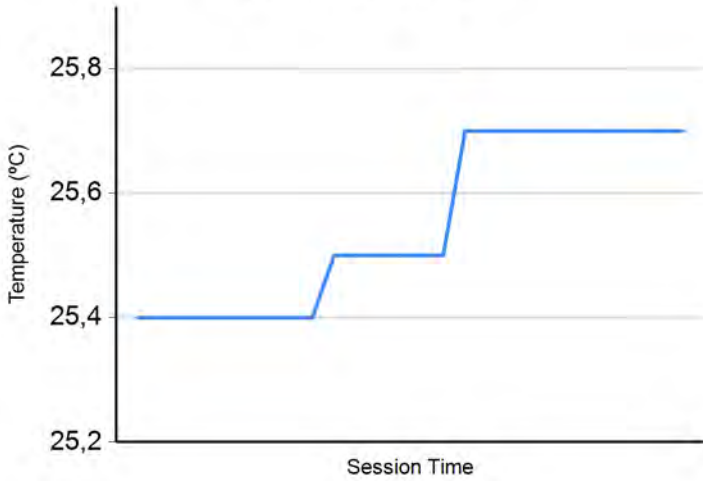


Circuito de Madrid Jarama - RACI  
**SAXO TROPHY JARAMA RACE**  
 Cronometrados Parrilla A

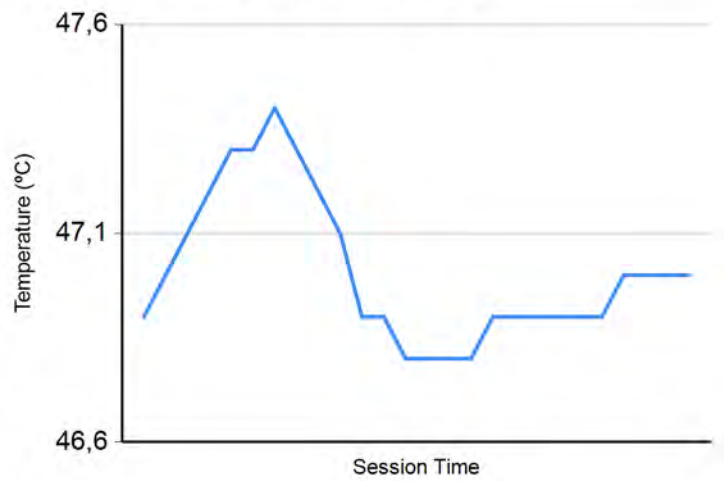


02fa YA YHcfc`0E JvE

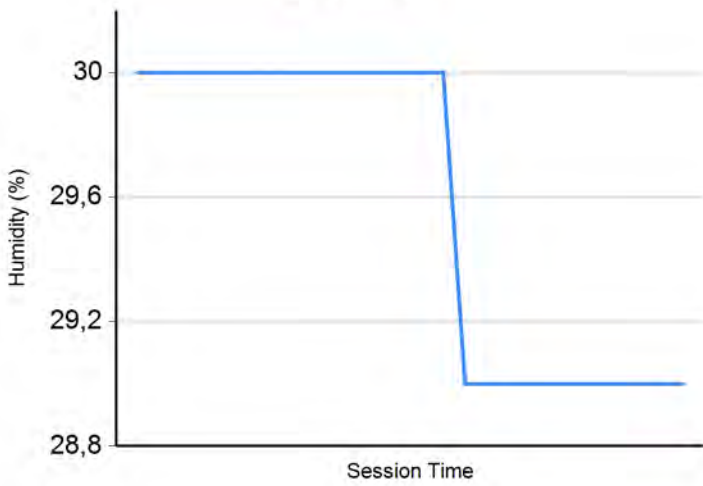
**Temperatura Aire**



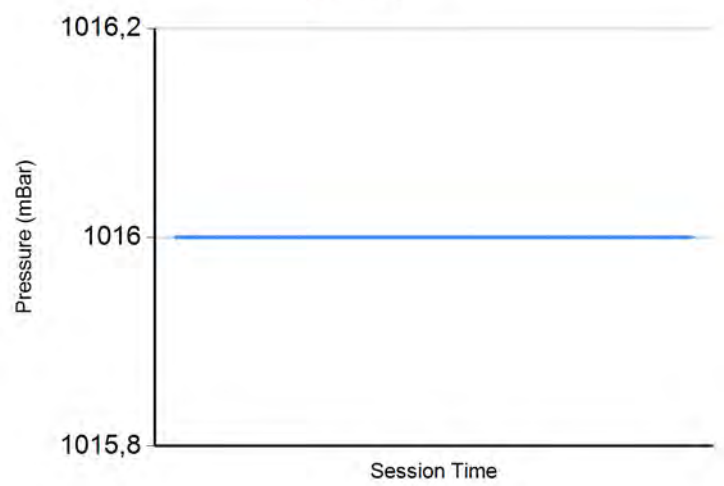
**Temperatura Pista**



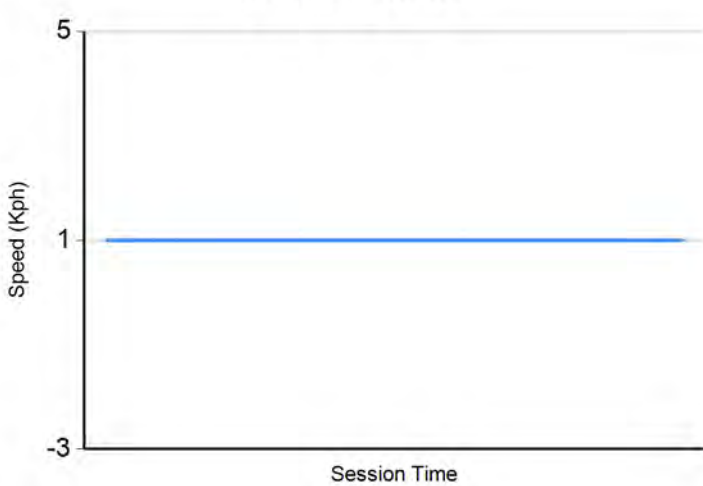
**Humedad**



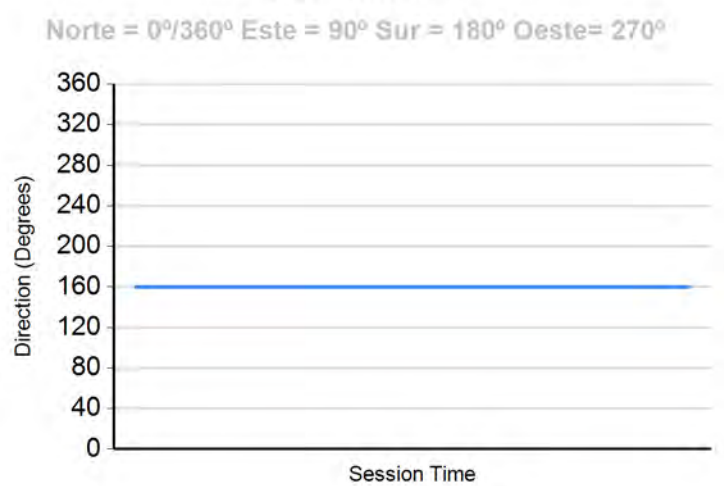
**Presión**

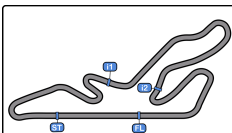


**Velocidad Viento**



**Dirección Viento**





# Circuito de Madrid Jarama - RACE

## SAXO TROPHY JARAMA RACE

### Cronometrados Parrilla A

#### Resultados Finales



Cls	B.	Equipo/Concursante	Piloto 1	Piloto 2	Vehiculo	Cat	Cls	Vtas.	Mejor	Tiempo	Δ%	Interval	Km/h
1	60	CIUDAD DE GETAFE	Julian Mazuecos		Óscar (=) Álvaro			12	2	2:03.550			112.1
2	41	EFICAR TEAM	Ivan Riera		Óscar (=) Álvaro			7	3	2:03.654	0.104	0.104	112.0
3	64	EFICAR TEAM	Alexander Villanueva		Óscar (=) Álvaro			10	3	2:03.749	0.199	0.095	112.0
4	13	ULTIMA VUELTA	Rafael Ángel	Miguel Villacieros	Óscar (=) Álvaro			12	8	2:03.848	0.298	0.099	111.9
5	26	VSR MOTORSPORT	Daniel Martinez		Óscar (=) Álvaro			11	9	2:04.225	0.675	0.377	111.5
6	70	EFICAR TEAM	Santiago Castilla		Óscar (=) Álvaro			8	4	2:04.226	0.676	0.001	111.5
7	10	ALBERTO LAZARO BARRASA	Alberto Lazaro		Óscar (=) Álvaro			12	8	2:04.294	0.744	0.068	111.5
8	20	EFICAR TEAM	Andrea Fernandez		Óscar (=) Álvaro			12	11	2:04.300	0.750	0.006	111.5
9	35	Última Vuelta	Jose Maria Albal		Óscar (=) Álvaro			12	7	2:04.567	1.017	0.267	111.2
10	96	PROMOCOPA	Luis Alvarez		Óscar (=) Álvaro			12	7	2:04.677	1.127	0.110	111.1
11	73	VSR MOTORSPORT	Fernando Paniagua		Óscar (=) Álvaro			11	8	2:04.706	1.156	0.029	111.1
12	43	DESGUACES LA TORRE	Javier Albar		Óscar (=) Álvaro			12	8	2:04.728	1.178	0.022	111.1
13	48	VSR MOTORSPORT	Antonio Castillo		Óscar (=) Álvaro			12	10	2:04.844	1.294	0.116	111.0
14	44	DESGUACES LA TORRE	Jesus Rodriguez		Óscar (=) Álvaro			10	2	2:04.978	1.428	0.134	110.8
15	6	VSR MOTORSPORT	Francisco Comendador		Óscar (=) Álvaro			12	8	2:05.036	1.486	0.058	110.8
16	77	VSR MOTORSPORT	Agustin Arce		Óscar (=) Álvaro			10	3	2:05.223	1.673	0.187	110.6
17	36	ESCUADERIA CARTHAGO	Miguel Rufino		Óscar (=) Álvaro			12	7	2:05.382	1.832	0.159	110.5
18	55	DESGUACES LA TORRE	David Rodriguez		Óscar (=) Álvaro			13	4	2:05.415	1.865	0.033	110.5
19	78	RASANTE SPORT	Angel Cabello		Óscar (=) Álvaro			12	11	2:05.505	1.955	0.090	110.4
20	98	RX PRO RACING	Deogracias Millan		Óscar (=) Álvaro			10	3	2:05.702	2.152	0.197	110.2
21	9	R.A.C. CIRCUITO GUADALOPE	Arkaitz Uranga		Óscar (=) Álvaro			11	3	2:05.726	2.176	0.024	110.2
22	33	R.A.C. CIRCUITO GUADALOPE	Sylvain Xavier		Óscar (=) Álvaro			11	3	2:05.732	2.182	0.006	110.2
23	17	ULTIMA VUELTA	Francisco Jose Amaro		Óscar (=) Álvaro			13	8	2:05.738	2.188	0.006	110.2
24	59	VSR MOTORSPORT	Vicente Valles		Óscar (=) Álvaro			11	5	2:05.747	2.197	0.009	110.2
25	76	EFICAR TEAM	Carlota Villanueva		Óscar (=) Álvaro			12	11	2:05.766	2.216	0.019	110.2
26	79	RASANTE SPORT	Angel Lucena		Óscar (=) Álvaro			11	10	2:05.887	2.337	0.121	110.0
27	23	VSR MOTORSPORT	Mariano Esteban		Óscar (=) Álvaro	R	1	12	3	2:05.955	2.405	0.068	110.0
28	75	PROMOCOPA	Francisco Vazquez		Óscar (=) Álvaro	R	2	13	12	2:06.092	2.542	0.137	109.9
29	80	RX PRO RACING	Oscar Montalvo		Óscar (=) Álvaro			12	3	2:06.546	2.996	0.454	109.5
30	11	R.A.C. CIRCUITO GUADALOPE	Daniel Oliver		Óscar (=) Álvaro			12	9	2:06.659	3.109	0.113	109.4
31	39	DESGUACES LA TORRE	Ralf Henri		Óscar (=) Álvaro			13	8	2:06.682	3.132	0.023	109.4
32	14	PROMOCOPA	Antonio Honrado		Óscar (=) Álvaro			12	2	2:06.817	3.267	0.135	109.2
33	5	Última Vuelta	Jonathan Gomez	Oscar Gomez	Óscar (=) Álvaro			10	4	2:06.817	3.267	0.000	109.2
34	95	PROMOCOPA	Gonzalo Alvarez		Óscar (=) Álvaro	R	3	11	7	2:07.007	3.457	0.190	109.1

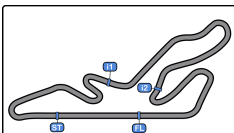
Publicado a las:.....

Temp Pista: (+) \$7 Temp Aire: &) "+ \$7 Humedad: 29 % Estado Pista: SECA

Comisarios Deportivos:

Cronometrador:





Circuito de Madrid Jarama - RACE

SAXO TROPHY JARAMA RACE

Cronometrados Parrilla A

Resultados Finales



Circuito de Madrid Jarama-RACE 3.850 m.

Cls	B.	Equipo/Concursante	Piloto 1	Piloto 2	Vehiculo	Cat	Cls	Vtas.	Mejor	Tiempo	Δ%	Interval	Km/h
35	49	C.D PLEMAR SPORT	Jose Antonio Martin		Ôad[ => ÁJæp[			11	3	2:07.126	3.576	0.119	109.0
36	15	DESGUACES LA TORRE	Juan Ramon Garcia		Ôad[ => ÁJæp[			11	2	2:07.280	3.730	0.154	108.8
37	7	PROMOCOPA	Alvaro Ruiz		Ôad[ => ÁJæp[			9	2	2:07.439	3.889	0.159	108.7
38	85	PROMOCOPA	Pablo Blanco		Ôad[ => ÁJæp[			11	6	2:07.604	4.054	0.165	108.6
39	46	RX PRO RACING	Gustavo Gomar		Ôad[ => ÁJæp[			12	2	2:07.689	4.139	0.085	108.5
40	24	ULTIMA VUELTA	Marcos Gonzalez		Ôad[ => ÁJæp[			12	2	2:07.901	4.351	0.212	108.3

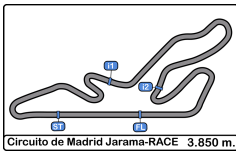
Publicado a las:.....

Temp Pista: (+)'\$'s7 Temp Aire: &)'+'s7 Humedad: 29 % Estado Pista: SECA

Comisarios Deportivos:

Cronometrador:





**Circuito de Madrid Jarama - RACI**  
**SAXO TROPHY JARAMA RACE**  
**Cronometrados Parrilla B**  
**Resultados Provisionales**



Clas	B.	Piloto	Cat	Clas	Equipo	Vehiculo	Vtas.	Mejor	Tiempo	g IZ%	Interval	Km/h
1	30	Mario Castro			PROMOCOPA	Ôã [ =) ÁJæ [	12	8	2:07.527			108.6
2	8	Alex Tomas			ALEX TOMAS VARELA	Ôã [ =) ÁJæ [	11	10	2:07.981	0.454	0.454	108.2
3	4	Ricard Cano	R	1	PROMOCOPA	Ôã [ =) ÁJæ [	11	3	2:08.013	0.486	0.032	108.2
4	3	Óscar Rodríguez			PROMOCOPA	Ôã [ =) ÁJæ [	11	9	2:08.017	0.490	0.004	108.2
5	18	Carlos Arco			R.A.C. CIRCUITO GUADALOPE	Ôã [ =) ÁJæ [	12	7	2:08.025	0.498	0.008	108.2
6	22	Óscar Rodríguez			R.A.C. CIRCUITO GUADALOPE	Ôã [ =) ÁJæ [	12	7	2:08.035	0.508	0.010	108.2
7	27	Ramon Vidal	R	2	PROMOCOPA	Ôã [ =) ÁJæ [	11	3	2:08.446	0.919	0.411	107.9
8	54	Borja Arrizabalaga			PROMOCOPA	Ôã [ =) ÁJæ [	9	8	2:08.645	1.118	0.199	107.7
9	16	Victor Ambite	R	3	CIUDAD DE GETAFE	Ôã [ =) ÁJæ [	12	4	2:08.929	1.402	0.284	107.5
10	65	Roberto Fernandez			CIUDAD DE GETAFE	Ôã [ =) ÁJæ [	12	7	2:08.958	1.431	0.029	107.4
11	86	Sergio Cabal			RASANTE SPORT	Ôã [ =) ÁJæ [	12	4	2:08.985	1.458	0.027	107.4
12	12	Manuel Isidro	R	4	EFICAR TEAM	Ôã [ =) ÁJæ [	12	8	2:09.373	1.846	0.388	107.1
13	71	Tony Rodríguez			ULTIMA VUELTA	Ôã [ =) ÁJæ [	10	9	2:09.753	2.226	0.380	106.8
14	19	Juan Dominguez	R	5	AUTOMOVIL CLUB VEC	Ôã [ =) ÁJæ [	11	3	2:10.133	2.606	0.380	106.5
15	37	Victor Cantin			VICTOR CANTIN PINILLA	Ôã [ =) ÁJæ [	11	2	2:10.771	3.244	0.638	105.9
16	110	Adrian Agote			MOTORISMO RACING TEAM	Toyota Aygo	10	9	2:19.077	11.550	8.306	99.6
17	114	Luis Quintana			MOTORISMO RACING TEAM	Toyota Aygo	10	2	2:19.273	11.746	0.196	99.5
18	118	Javier Conejero			ESCUDERIA PLASENCIA	Toyota Aygo	11	9	2:20.091	12.564	0.818	98.9
19	123	Miguel Gonzalez			ESCUDERIA CENTRO	Toyota Aygo	11	8	2:20.470	12.943	0.379	98.6
20	199	Alberto Dorsch			RACE	Toyota Aygo	11	6	2:20.963	13.436	0.493	98.3
21	161	Jan Peral			RACE DE VOŠOVČAŠŤ OŠŤ OŠŤ U	Toyota Aygo	10	9	2:21.616	14.089	0.653	97.8
22	177	Jan Acero			ESCUDERIA BAIX EMPORDA	Toyota Aygo	10	3	2:21.936	14.409	0.320	97.6
23	125	Pablo Rodriguez				Toyota Aygo	11	2	2:22.006	14.479	0.070	97.6

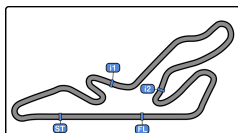
Publicado a las:.....

Temp Pista: (\* " 'š Temp Aire: &\* " 'š Humedad: 27 % Estado Pista: SECA

Director Carrera:

Cronometrador:





Circuito de Madrid Jarama - RACI

SAXO TROPHY JARAMA RACE

Cronometrados Parrilla B



Circuito de Madrid Jarama-RACE 3.850 m.

F Ygi `hUXcg`Dfc j ]g]cbUYg`dcf 7 Uh] cf ]U

Clas	B.	Piloto	Cat	Clas	Equipo	Vehiculo	Vtas.	Mejor	Tiempo	g Z%	Interval	Km/h
1	30	Mario Castro			PROMOCOPA	Ôâ[ (=) Á]æp[	12	8	2:07.527			108.6
2	8	Alex Tomas			ALEX TOMAS VARELA	Ôâ[ (=) Á]æp[	11	10	2:07.981	0.454	0.454	108.2
3	3	Óscar Rodríguez			PROMOCOPA	Ôâ[ (=) Á]æp[	11	9	2:08.017	0.490	0.036	108.2
4	18	Carlos Arco			R.A.C. CIRCUITO	Ôâ[ (=) Á]æp[	12	7	2:08.025	0.498	0.008	108.2
5	22	Óscar Rodríguez			R.A.C. CIRCUITO	Ôâ[ (=) Á]æp[	12	7	2:08.035	0.508	0.010	108.2
6	54	Borja Arrizabalaga			PROMOCOPA	Ôâ[ (=) Á]æp[	9	8	2:08.645	1.118	0.610	107.7
7	65	Roberto Fernandez			CIUDAD DE GETAFE	Ôâ[ (=) Á]æp[	12	7	2:08.958	1.431	0.313	107.4
8	86	Sergio Cabal			RASANTE SPORT	Ôâ[ (=) Á]æp[	12	4	2:08.985	1.458	0.027	107.4
9	71	Tarso Martínez			ULTIMA VUELTA	Ôâ[ (=) Á]æp[	10	9	2:09.753	2.226	0.768	106.8
10	37	Victor Cantin			VICTOR CANTIN PINILLA	Ôâ[ (=) Á]æp[	11	2	2:10.771	3.244	1.018	105.9
11	110	Adrian Agote			MOTORISMO RACING	Toyota Aygo	10	9	2:19.077	11.550	8.306	99.6
12	114	Luis Quintana			MOTORISMO RACING	Toyota Aygo	10	2	2:19.273	11.746	0.196	99.5
13	118	Javier Conejero			ESCUDERIA PLASENCIA	Toyota Aygo	11	9	2:20.091	12.564	0.818	98.9
14	123	Miguel Gonzalez			ESCUDERIA CENTRO	Toyota Aygo	11	8	2:20.470	12.943	0.379	98.6
15	199	Alberto Dorsch			RACE	Toyota Aygo	11	6	2:20.963	13.436	0.493	98.3
16	161	Jan Peral			JUAN MANUEL PERAL	Toyota Aygo	10	9	2:21.616	14.089	0.653	97.8
17	177	Jan Acero			ESCUDERIA BAIX	Toyota Aygo	10	3	2:21.936	14.409	0.320	97.6
18	125	Pablo Rodríguez				Toyota Aygo	11	2	2:22.006	14.479	0.070	97.6

**Rookie**

Clas	B.	Piloto	Cat	Clas	Equipo	Vehiculo	Vtas.	Mejor	Tiempo	g Z%	Interval	Km/h
1	4	Ricard Cano	R	1	PROMOCOPA	Ôâ[ (=) Á]æp[	11	3	2:08.013			108.2
2	27	Ramon Vidal	R	2	PROMOCOPA	Ôâ[ (=) Á]æp[	11	3	2:08.446	0.433	0.433	107.9
3	16	Victor Ambite	R	3	CIUDAD DE GETAFE	Ôâ[ (=) Á]æp[	12	4	2:08.929	0.916	0.483	107.5
4	12	Manuel Isidro	R	4	EFICAR TEAM	Ôâ[ (=) Á]æp[	12	8	2:09.373	1.360	0.444	107.1
5	19	Juan Dominguez	R	5	AUTOMOVIL CLUB VEC	Ôâ[ (=) Á]æp[	11	3	2:10.133	2.120	0.760	106.5

Publicado a las:.....

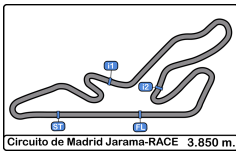
Temp Pista: (\* " 'š Temp Aire: &\* " 'š Humedad: 27 % Estado Pista: SECA

Director Carrera:

Cronometrador:







**Circuito de Madrid Jarama - RACI**  
**SAXO TROPHY JARAMA RACE**  
**Cronometrados Parrilla B**  
**Tiempos Por Vuelta**



**3** **Óscar Azañón** **12** Manuel Isidro **Óscar Azañón**  
 PROMOCOPIA Rookie EFICAR TEAM

Vta	D	Tiempo	Sector 1	Sector 2	Sector 3	T. Spd	Elapsed	Vta	D	Tiempo	Sector 1	Sector 2	Sector 3	T. Spd	Elapsed
1		14:53:45.220	14:52:22.328	45.915	36.977	75.0	14:53:45.220	1		14:53:52.962	14:52:29.134	47.157	36.671	64.9	14:53:52.962
2		2:09.333	49.459	43.474	36.400	166.1	14:55:54.553	2		2:10.358	49.642	44.370	36.346	160.7	14:56:03.320
3		2:09.019	49.100	43.632	36.287	170.3	14:58:03.572	3		2:09.778	49.629	44.148	<b>36.001</b>	161.9	14:58:13.098
4		2:08.661	49.209	43.553	35.899	166.4	15:00:12.233	4		2:28.832 P	49.415	48.800	50.617	160.7	15:00:41.930
5		2:17.936 P	49.431	43.735	44.770	169.8	15:02:30.169	5		4:03.647	2:40.857	46.343	36.447	70.6	15:04:45.577
6		3:22.976	2:02.598	44.534	<b>35.844</b>	89.8	15:05:53.145	6		2:09.852	<b>49.242</b>	44.255	36.355	162.4	15:06:55.429
7		2:19.154 P	<b>48.590</b>	47.293	43.271	170.0	15:08:12.299	7		2:09.785	49.319	44.385	36.081	160.4	15:09:05.214
8		3:44.617	2:24.131	44.477	36.009	94.9	15:11:56.916	8		<b>2:09.373</b>	49.265	<b>44.042</b>	36.066	161.6	15:11:14.587
9		<b>2:08.017</b>	48.910	<b>43.141</b>	35.966	169.5	15:14:04.933	9		2:09.478	49.299	44.135	36.044	162.8	15:13:24.065
10		2:08.728	49.290	43.453	35.985	169.8	15:16:13.661	10		2:09.961	49.476	44.245	36.240	162.8	15:15:34.026
11		2:40.701 P	57.410	51.476	51.815	137.2	15:18:54.362	11		2:29.704	57.582	54.852	37.270	162.6	15:18:03.730
								12		2:50.257 P	57.235	57.088	55.934	161.9	15:20:53.987

**4** Ricard Cano **16** Victor Ambite **Óscar Azañón**  
 Rookie PROMOCOPIA Rookie CIUDAD DE GETAFE

Vta	D	Tiempo	Sector 1	Sector 2	Sector 3	T. Spd	Elapsed	Vta	D	Tiempo	Sector 1	Sector 2	Sector 3	T. Spd	Elapsed
1		14:53:43.292	14:52:20.935	45.346	37.011	76.1	14:53:43.292	1		14:54:28.287	14:53:03.797	47.663	36.827	76.4	14:54:28.287
2		2:08.529	48.715	<b>43.220</b>	36.594	170.6	14:55:51.821	2		2:09.316	49.092	44.135	36.089	167.1	14:56:37.603
3		<b>2:08.013</b>	<b>48.634</b>	43.524	35.855	173.0	14:57:59.834	3		2:09.517	49.058	44.503	35.956	170.0	14:58:47.120
4		2:11.037	48.983	44.002	38.052	170.3	15:00:10.871	4		<b>2:08.929</b>	<b>48.901</b>	<b>43.790</b>	36.238	170.6	15:00:56.049
5		2:08.446	49.012	43.534	35.900	170.6	15:02:19.317	5		2:21.392 P	49.079	46.168	46.145	171.7	15:03:17.441
6		2:08.994	48.994	43.732	36.268	170.8	15:04:28.311	6		3:25.777	2:05.809	44.077	<b>35.891</b>	86.8	15:06:43.218
7		2:08.465	49.099	43.490	35.876	170.6	15:06:36.776	7		2:09.650	48.994	44.454	36.202	169.2	15:08:52.868
8		2:08.252	48.744	43.582	35.926	169.8	15:08:45.028	8		2:16.282	55.359	44.488	36.435	170.8	15:11:09.150
9		2:08.269	48.877	43.422	35.970	170.0	15:10:53.297	9		2:11.108	49.941	44.505	36.662	172.2	15:13:20.258
10		2:08.111	48.783	43.477	<b>35.851</b>	170.0	15:13:01.408	10		2:10.635	49.599	44.816	36.220	167.9	15:15:30.893
11		3:00.103 P	49.339	1:19.299	51.465	169.5	15:16:01.511	11		2:11.177	49.992	44.582	36.603	168.7	15:17:42.070
								12		2:47.199 P	1:03.545	52.901	50.753	121.4	15:20:29.269

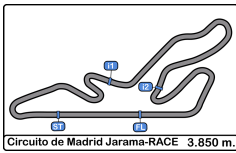
**8** Alex Tomas **18** Carlos Arco **Óscar Azañón**  
 ALEX TOMAS VARELA R.A.C. CIRCUITO GUADALOPE

Vta	D	Tiempo	Sector 1	Sector 2	Sector 3	T. Spd	Elapsed	Vta	D	Tiempo	Sector 1	Sector 2	Sector 3	T. Spd	Elapsed
1		14:54:28.991	14:53:01.402	48.926	38.663	77.1	14:54:28.991	1		14:54:22.686	14:52:48.793	55.511	38.382	79.0	14:54:22.686
2		2:10.064	49.502	44.096	36.466	170.8	14:56:39.055	2		2:10.946	49.217	43.475	38.254	169.2	14:56:33.632
3		2:10.673	49.128	44.936	36.609	173.0	14:58:49.728	3		2:12.281	50.355	44.923	37.003	166.9	14:58:45.913
4		2:10.751	49.843	44.481	36.427	168.4	15:01:00.479	4		2:08.672	49.152	43.471	36.049	166.6	15:00:54.585
5		2:18.238 P	48.816	43.792	45.630	172.2	15:03:18.717	5		2:16.903	49.219	51.018	36.666	168.4	15:03:11.488
6		3:20.133	1:54.404	49.202	36.527	79.9	15:06:38.850	6		2:08.188	48.934	43.272	<b>35.982</b>	169.0	15:05:19.676
7		2:08.632	48.993	43.629	<b>36.010</b>	170.8	15:08:47.482	7		<b>2:08.025</b>	<b>48.720</b>	<b>43.164</b>	36.141	170.0	15:07:27.701
8		2:08.432	48.816	43.511	36.105	172.2	15:10:55.914	8		2:08.325	48.787	43.440	36.098	168.7	15:09:36.026
9		2:08.389	48.812	43.435	36.142	175.6	15:13:04.303	9		2:17.495	49.016	48.416	40.063	169.2	15:11:53.521
10		<b>2:07.981</b>	<b>48.358</b>	<b>43.373</b>	36.250	175.3	15:15:12.284	10		2:21.569	50.286	54.036	37.247	169.8	15:14:15.090
11		2:30.217 P	52.241	47.545	50.431	169.8	15:17:42.501	11		2:26.460	49.384	1:00.496	36.580	169.5	15:16:41.550
								12		2:50.123 P	58.358	57.929	53.836	118.2	15:19:31.673

**10** Alberto Lazaro **Óscar Azañón**  
 ALBERTO LAZARO BARRASA

Vta	D	Tiempo	Sector 1	Sector 2	Sector 3	T. Spd	Elapsed
-----	---	--------	----------	----------	----------	--------	---------





**Circuito de Madrid Jarama - RACI**  
**SAXO TROPHY JARAMA RACE**  
**Cronometrados Parrilla B**  
**Tiempos Por Vuelta**



**19** Juan Dominguez **30** Mario Castro  
 Rookie AUTOMOVIL CLUB VEC PROMOCOPIA

Vta	D	Tiempo	Sector 1	Sector 2	Sector 3	T. Spd	Elapsed	Vta	D	Tiempo	Sector 1	Sector 2	Sector 3	T. Spd	Elapsed
1		14:54:17.707	14:52:53.649	46.388	37.670	77.6	14:54:17.707	1		14:54:08.243	14:52:43.355	46.877	38.011	78.8	14:54:08.243
2		2:11.031	50.016	44.367	36.648	166.6	14:56:28.738	2		2:12.861	50.314	45.288	37.259	161.9	14:56:21.104
3		<b>2:10.133</b>	<b>49.620</b>	<b>43.982</b>	<b>36.531</b>	170.0	14:58:38.871	3		2:20.134 P	49.636	44.254	46.244	162.6	14:58:41.238
4		2:10.376	49.836	43.987	36.553	169.0	15:00:49.247	4		3:24.443	2:02.009	45.327	37.107	80.7	15:02:05.681
5		2:20.487 P	52.682	44.634	43.171	155.3	15:03:09.734	5		2:09.153	49.286	43.807	36.060	169.0	15:04:14.834
6		4:42.614	3:14.036	49.010	39.568	69.2	15:07:52.348	6		2:09.396	49.287	43.782	36.327	169.5	15:06:24.230
7		2:20.157	58.825	44.147	37.185	167.7	15:10:12.505	7		2:08.123	49.227	43.038	35.858	166.9	15:08:32.353
8		2:12.483	50.008	45.266	37.209	170.3	15:12:24.988	8		<b>2:07.527</b>	<b>48.772</b>	<b>42.959</b>	<b>35.796</b>	168.7	15:10:39.880
9		2:11.693	50.432	44.610	36.651	168.7	15:14:36.681	9		2:07.808	<b>48.705</b>	43.279	35.824	169.8	15:12:47.688
10		2:11.346	50.495	44.107	36.744	165.8	15:16:48.027	10		2:32.220	49.798	55.173	47.249	170.3	15:15:19.908
11		2:50.296 P	59.954	52.994	57.348	131.7	15:19:38.323	11		2:59.946	1:10.726	1:00.727	48.493	101.4	15:18:19.854
12								12		2:53.916 P	1:04.317	56.311	53.288	114.6	15:21:13.770

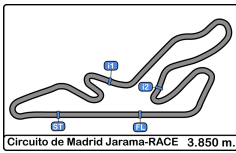
**22** R.A.C. CIRCUITO GUADALOPE **37** Victor Cantin  
 R.A.C. CIRCUITO GUADALOPE VICTOR CANTIN PINILLA

Vta	D	Tiempo	Sector 1	Sector 2	Sector 3	T. Spd	Elapsed	Vta	D	Tiempo	Sector 1	Sector 2	Sector 3	T. Spd	Elapsed
1		14:54:09.267	14:52:49.293	43.779	36.195	78.4	14:54:09.267	1		14:54:13.345	14:52:50.718	45.231	37.396	80.0	14:54:13.345
2		2:09.511	49.562	43.916	36.033	167.1	14:56:18.778	2		<b>2:10.771</b>	<b>49.477</b>	44.338	<b>36.956</b>	164.1	14:56:24.116
3		2:19.559 P	49.417	43.295	46.847	165.6	14:58:38.337	3		2:11.489	50.303	<b>44.129</b>	37.057	164.1	14:58:35.605
4		3:08.069	1:48.266	43.805	35.998	88.3	15:01:46.406	4		2:13.173	50.191	45.238	37.744	161.6	15:00:48.778
5		2:08.767	49.325	43.433	36.009	169.2	15:03:55.173	5		2:24.370	51.124	55.392	37.854	163.1	15:03:13.148
6		2:08.278	49.053	43.293	<b>35.932</b>	166.9	15:06:03.451	6		2:12.832	50.324	45.177	37.331	164.8	15:05:25.980
7		<b>2:08.035</b>	<b>48.825</b>	43.232	35.978	165.6	15:08:11.486	7		2:12.722	50.275	44.717	37.730	163.8	15:07:38.702
8		2:15.645	53.160	46.304	36.181	166.4	15:10:27.131	8		2:12.727	50.590	44.629	37.508	163.3	15:09:51.429
9		2:08.069	48.910	43.140	36.019	167.1	15:12:35.200	9		2:12.170	50.315	44.553	37.302	164.1	15:12:03.599
10		2:12.070	50.565	45.218	36.287	165.8	15:14:47.270	10		2:25.424 P	50.075	48.891	46.458	164.6	15:14:29.023
11		2:08.584	49.261	<b>43.063</b>	36.260	162.1	15:16:55.854	11		3:08.946 P	1:34.627	49.088	45.231	88.4	15:17:37.969
12		3:05.482 P	1:07.403	1:01.338	56.741	104.6	15:20:01.336								

**27** Ramon Vidal **54** Borja Arrizabalaga  
 Rookie PROMOCOPIA PROMOCOPIA

Vta	D	Tiempo	Sector 1	Sector 2	Sector 3	T. Spd	Elapsed	Vta	D	Tiempo	Sector 1	Sector 2	Sector 3	T. Spd	Elapsed
1		14:53:40.067	14:52:19.404	44.119	36.544	78.8	14:53:40.067	1		14:53:41.674	14:52:18.219	46.454	37.001	71.2	14:53:41.674
2		2:09.046	49.802	43.148	<b>36.096</b>	170.6	14:55:49.113	2		2:09.166	49.460	43.671	36.035	162.8	14:55:50.840
3		<b>2:08.446</b>	<b>48.871</b>	<b>43.129</b>	36.446	172.8	14:57:57.559	3		2:09.925	48.949	43.799	37.177	164.8	14:58:00.765
4		2:39.785	59.585	1:00.141	40.059	147.7	15:00:37.344	4		2:09.278	49.005	43.998	36.275	165.8	15:00:10.043
5		2:22.081	50.337	52.158	39.586	173.6	15:02:59.425	5		2:16.502	49.327	50.324	36.851	162.8	15:02:26.545
6		2:09.615	49.340	43.475	36.800	173.0	15:05:09.040	6		2:16.773 P	49.252	44.043	43.478	165.8	15:04:43.318
7		2:33.845 P	52.615	52.935	48.295	155.3	15:07:42.885	7		4:06.031	2:34.297	49.782	41.952	60.6	15:08:49.349
8		3:12.261	1:52.554	43.531	36.176	81.1	15:10:55.146	8		<b>2:08.645</b>	49.061	<b>43.592</b>	<b>35.992</b>	165.1	15:10:57.994
9		2:08.647	49.296	43.159	36.192	174.7	15:13:03.793	9		2:09.062	<b>48.931</b>	43.987	36.144	166.9	15:13:07.056
10		2:30.238	54.961	54.142	41.135	148.1	15:15:34.031								
11		2:47.642 P	56.809	54.838	55.995	174.1	15:18:21.673								





**Circuito de Madrid Jarama - RACI**  
**SAXO TROPHY JARAMA RACE**  
**Cronometrados Parrilla B**  
**Tiempos Por Vuelta**



**65**

Roberto Fernandez

Ôä[ (=) Åæ[

**110**

Adrian Agote

Toyota Aygo

Manuel Cozar

CIUDAD DE GETAFE

MOTORISMO RACING TEAM

Vta	D	Tiempo	Sector 1	Sector 2	Sector 3	T. Spd	Elapsed	Vta	D	Tiempo	Sector 1	Sector 2	Sector 3	T. Spd	Elapsed
1		14:54:43.533	14:53:18.481	47.256	37.796	76.1	14:54:43.533	1		14:54:11.216	14:52:42.895	48.832	39.489	71.1	14:54:11.216
2		2:12.054	50.388	45.201	36.465	166.1	14:56:55.587	2		2:20.056	53.034	48.259	38.763	147.9	14:56:31.272
3		2:09.840	50.046	43.399	36.395	170.0	14:59:05.427	3		2:19.493	52.368	48.414	38.711	148.1	14:58:50.765
4		2:13.271	50.175	45.899	37.197	168.7	15:01:18.698	4		2:26.062 P	52.553	48.447	45.062	149.5	15:01:16.827
5		2:18.200 P	50.016	43.988	44.196	169.2	15:03:36.898	5		3:32.090	2:04.560	48.749	38.781	78.4	15:04:48.917
6		3:08.841	1:48.871	43.875	36.095	91.4	15:06:45.739	6		2:19.409	52.629	48.198	38.582	146.9	15:07:08.326
7		2:08.958	49.503	43.330	36.125	171.9	15:08:54.697	7		2:20.132	52.785	48.459	38.888	144.9	15:09:28.458
8		2:13.276	50.903	45.973	36.400	174.1	15:11:07.973	8		2:19.241	52.567	48.074	38.600	146.1	15:11:47.699
9		2:14.164	52.397	45.449	36.318	170.8	15:13:22.137	9		2:19.077	52.248	47.882	38.947	147.7	15:14:06.776
10		2:21.453	51.457	51.583	38.413	170.0	15:15:43.590	10		2:29.455 P	52.483	48.531	48.441	146.1	15:16:36.231
11		2:31.806	53.462	54.856	43.488	169.2	15:18:15.396								
12		2:53.801 P	1:06.665	55.737	51.399	92.5	15:21:09.197								

**71**

T æ ^ Å Å ~ fi[ :

Ôä[ (=) Åæ[

**114**

Luis Quintana

Toyota Aygo

Julian Aragon

ULTIMA VUELTA

MOTORISMO RACING TEAM

Vta	D	Tiempo	Sector 1	Sector 2	Sector 3	T. Spd	Elapsed	Vta	D	Tiempo	Sector 1	Sector 2	Sector 3	T. Spd	Elapsed
1		14:54:47.621	14:53:24.205	46.154	37.262	79.8	14:54:47.621	1		14:54:39.222	14:53:00.273	54.366	44.583	70.3	14:54:39.222
2		2:18.881	56.210	45.539	37.132	166.1	14:57:06.502	2		2:19.273	52.621	48.157	38.495	148.1	14:56:58.495
3		2:09.986	49.705	43.878	36.403	167.7	14:59:16.488	3		2:19.799	52.753	47.937	39.109	149.3	14:59:18.294
4		2:10.484	49.792	43.968	36.724	166.9	15:01:26.972	4		2:27.198 P	53.167	48.745	45.286	147.9	15:01:45.492
5		2:10.139	49.713	43.733	36.693	167.7	15:03:37.111	5		3:56.220	2:28.689	48.606	38.925	65.7	15:05:41.712
6		2:10.309	49.792	43.892	36.625	166.9	15:05:47.420	6		2:20.166	52.910	48.593	38.663	144.7	15:08:01.878
7		2:10.793	49.753	43.908	37.132	166.9	15:07:58.213	7		2:24.822 P	52.993	48.062	43.767	146.1	15:10:26.700
8		2:10.804	50.076	43.944	36.784	165.8	15:10:09.017	8		5:19.974	3:38.021	50.176	51.777	61.2	15:15:46.674
9		2:09.753	49.195	44.026	36.532	167.1	15:12:18.770	9		2:21.451	53.084	48.195	40.172	145.5	15:18:08.125
10		2:15.474	49.654	48.184	37.636	166.6	15:14:34.244	10		2:48.506 P	57.490	56.842	54.174	140.2	15:20:56.631

**86**

Sergio Cabal

Ôä[ (=) Åæ[

**118**

Javier Conejero

Toyota Aygo

RASANTE SPORT

ESCUDERIA PLASENCIA

Vta	D	Tiempo	Sector 1	Sector 2	Sector 3	T. Spd	Elapsed	Vta	D	Tiempo	Sector 1	Sector 2	Sector 3	T. Spd	Elapsed
1		14:54:04.577	14:52:43.818	44.358	36.401	85.8	14:54:04.577	1		14:54:44.216	14:53:09.341	53.483	41.392	72.6	14:54:44.216
2		2:17.396 P	49.535	44.057	43.804	166.6	14:56:21.973	2		2:28.140	57.594	51.511	39.035	136.1	14:57:12.356
3		3:51.806	2:32.198	43.515	36.093	86.6	15:00:13.779	3		2:20.525	53.110	48.617	38.798	147.3	14:59:32.881
4		2:08.985	49.287	43.735	35.963	171.4	15:02:22.764	4		2:20.421	52.870	48.658	38.893	146.3	15:01:53.302
5		2:09.647	49.388	43.919	36.340	171.1	15:04:32.411	5		2:20.553	53.027	48.441	39.085	147.1	15:04:13.855
6		2:11.970	49.565	46.295	36.110	164.1	15:06:44.381	6		2:30.612 P	53.229	49.188	48.195	146.5	15:06:44.467
7		2:09.349	49.429	43.684	36.236	166.6	15:08:53.730	7		3:22.424	1:54.315	48.888	39.221	77.1	15:10:06.891
8		2:10.120	50.432	43.576	36.112	170.3	15:11:03.850	8		2:20.389	52.936	48.722	38.731	145.9	15:12:27.280
9		2:09.402	49.394	43.647	36.361	170.3	15:13:13.252	9		2:20.091	52.740	48.399	38.952	146.7	15:14:47.371
10		2:10.440	49.776	44.486	36.178	168.4	15:15:23.692	10		2:20.868	53.002	48.510	39.356	146.3	15:17:08.239
11		2:10.554	50.442	43.831	36.281	168.2	15:17:34.246	11		2:48.853 P	58.740	56.276	53.837	130.2	15:19:57.092
12		2:48.401 P	1:00.186	54.465	53.750	109.2	15:20:22.647								

**123**

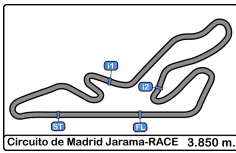
Miguel Gonzalez

Toyota Aygo

ESCUDERIA CENTRO

Vta	D	Tiempo	Sector 1	Sector 2	Sector 3	T. Spd	Elapsed
1		14:54:33.356	14:52:55.402	58.196	39.758	71.0	14:54:33.356
2		2:20.495	53.254	48.288	38.953	148.3	14:56:53.851
3		2:22.210	53.597	49.223	39.390	148.7	14:59:16.061
4		2:28.882	53.251	56.149	39.482	147.5	15:01:44.943
5		2:22.075	54.147	48.917	39.011	138.4	15:04:07.018
6		2:25.540 P	53.053	49.025	43.462	148.1	15:06:32.558
7		3:22.818	1:51.016	52.197	39.605	78.6	15:09:55.376
8		2:20.470	52.954	48.513	39.003	147.7	15:12:15.846
9		2:25.371	53.323	52.714	39.334	147.3	15:14:41.217
10		2:20.882	53.022	48.749	39.111	147.3	15:17:02.099
11		2:37.899 P	57.386	48.962	51.551	147.1	15:19:39.998





Circuito de Madrid Jarama - RACI  
**SAXO TROPHY JARAMA RACE**  
 Cronometrados Parrilla B  
**Tiempos Por Vuelta**



125

Pablo Rodriguez

Toyota Aygo

Vta	D	Tiempo	Sector 1	Sector 2	Sector 3	T. Spd	Elapsed
1		14:55:16.367	14:53:45.166	49.867	41.334	68.9	14:55:16.367
2		2:22.006	53.825	49.053	39.128	146.3	14:57:38.373
3		2:22.830	53.883	49.227	39.720	146.7	15:00:01.203
4		2:29.381	53.878	55.892	39.611	146.5	15:02:30.584
5		2:22.296	53.966	49.025	39.305	148.1	15:04:52.880
6		2:22.175	53.705	49.231	39.239	148.3	15:07:15.055
7		2:22.387	53.610	49.349	39.428	146.3	15:09:37.442
8		2:22.029	53.607	49.008	39.414	148.5	15:11:59.471
9		2:24.343	53.384	51.611	39.348	147.7	15:14:23.814
10		2:22.333	53.575	49.172	39.586	145.5	15:16:46.147
11		2:49.766 P	59.832	54.002	55.932	130.9	15:19:35.913

161

Jan Peral

Toyota Aygo

RACE AT DE WOSAJOUCSA CEU Q U

Vta	D	Tiempo	Sector 1	Sector 2	Sector 3	T. Spd	Elapsed
1		14:54:59.661	14:53:24.396	53.264	42.001	70.9	14:54:59.661
2		2:24.563	55.967	49.321	39.275	140.2	14:57:24.224
3		2:21.959	53.813	49.014	39.132	146.5	14:59:46.183
4		2:32.045 P	54.143	49.344	48.558	146.7	15:02:18.228
5		4:39.147	3:09.073	50.301	39.773	67.3	15:06:57.375
6		2:22.688	53.821	49.318	39.549	144.7	15:09:20.063
7		2:22.576	54.042	49.163	39.371	145.3	15:11:42.639
8		2:21.697	53.753	48.898	39.046	144.3	15:14:04.336
9		2:21.616	53.610	48.939	39.067	143.8	15:16:25.952
10		2:41.501 P	57.365	52.193	51.943	144.3	15:19:07.453

177

Jan Acero

Toyota Aygo

ESCUADERIA BAIX EMPORDA

Vta	D	Tiempo	Sector 1	Sector 2	Sector 3	T. Spd	Elapsed
1		14:54:59.844	14:53:23.722	54.826	41.296	69.8	14:54:59.844
2		2:22.855	54.193	49.144	39.518	144.0	14:57:22.699
3		2:21.936	53.798	48.759	39.379	144.7	14:59:44.635
4		2:22.770	53.796	48.714	40.260	144.3	15:02:07.405
5		2:40.499 P	53.833	55.317	51.349	146.7	15:04:47.904
6		4:29.542	2:36.326	1:12.790	40.426	56.2	15:09:17.446
7		2:22.363	54.099	48.665	39.599	144.7	15:11:39.809
8		2:21.987	53.833	48.530	39.624	143.2	15:14:01.796
9		2:29.500	54.728	55.575	39.197	142.1	15:16:31.296
10		2:57.671 P	1:02.124	55.844	59.703	112.8	15:19:28.967

199

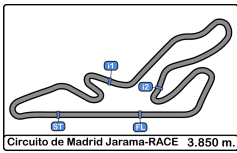
Alberto Dorsch

Toyota Aygo

RACE

Vta	D	Tiempo	Sector 1	Sector 2	Sector 3	T. Spd	Elapsed
1		14:54:37.047	14:53:03.133	52.880	41.034	72.5	14:54:37.047
2		2:21.217	52.872	48.576	39.769	145.3	14:56:58.264
3		2:21.637	53.545	48.784	39.308	142.2	14:59:19.901
4		2:21.730	53.458	48.974	39.298	146.7	15:01:41.631
5		2:33.650	58.697	55.617	39.336	143.0	15:04:15.281
6		2:20.963	52.902	48.852	39.209	148.3	15:06:36.244
7		2:33.743	54.607	55.408	43.728	141.5	15:09:09.987
8		2:35.531	58.834	56.971	39.726	134.4	15:11:45.518
9		2:22.094	52.870	48.752	40.472	144.7	15:14:07.612
10		2:21.061	53.076	48.678	39.307	145.7	15:16:28.673
11		2:51.801 P	1:01.488	56.590	53.723	120.2	15:19:20.474



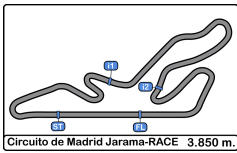


**Circuito de Madrid Jarama - RACI**  
**SAXO TROPHY JARAMA RACE**  
**Cronometrados Parrilla B**  
**Mejores Sectores**



Sector - 1			Sector - 2			Sector - 3			Vta. Ideal vs Mejor Vta.						
Clas	B.	Piloto	Tiempo	B.	Piloto	Tiempo	B.	Piloto	Tiempo	Clas	B.	Piloto	Ideal Lap	Best Lap	Clas
1	8	Alex Tomas	48.358	30	Mario Castro	42.959	30	Mario Castro	35.796	1	30	Mario Castro	2:07.460	2:07.527	1
2	3	Óscar Alarcón	48.590	22	Óscar Alarcón	43.063	3	Óscar Alarcón	35.844	2	3	Óscar Alarcón	2:07.575	2:08.017	4
3	4	Ricard Cano	48.634	27	Ramon Vidal	43.129	4	Ricard Cano	35.851	3	4	Ricard Cano	2:07.705	2:08.013	3
4	30	Mario Castro	48.705	3	Óscar Alarcón	43.141	16	Victor Ambite	35.891	4	8	Alex Tomas	2:07.741	2:07.981	2
5	18	Carlos Arco	48.720	18	Carlos Arco	43.164	22	Óscar Alarcón	35.932	5	22	Óscar Alarcón	2:07.820	2:08.035	6
6	22	Óscar Alarcón	48.825	4	Ricard Cano	43.220	86	Sergio Cabal	35.963	6	18	Carlos Arco	2:07.866	2:08.025	5
7	27	Ramon Vidal	48.871	65	Fernandez - Cozar	43.330	18	Carlos Arco	35.982	7	27	Ramon Vidal	2:08.096	2:08.446	7
8	16	Victor Ambite	48.901	8	Alex Tomas	43.373	54	Borja Arrizabalaga	35.992	8	54	Borja Arrizabalaga	2:08.515	2:08.645	8
9	54	Borja Arrizabalaga	48.931	86	Sergio Cabal	43.515	12	Manuel Isidro	36.001	9	16	Victor Ambite	2:08.582	2:08.929	9
10	71	Tómas Fernández	49.195	54	Borja Arrizabalaga	43.592	8	Alex Tomas	36.010	10	86	Sergio Cabal	2:08.765	2:08.985	11
11	12	Manuel Isidro	49.242	71	Tómas Fernández	43.733	65	Fernandez - Cozar	36.095	11	65	Roberto Fernandez	2:08.928	2:08.958	10
12	86	Sergio Cabal	49.287	16	Victor Ambite	43.790	27	Ramon Vidal	36.096	12	12	Manuel Isidro	2:09.285	2:09.373	12
13	37	Victor Cantin	49.477	19	Juan Dominguez	43.982	71	Tómas Fernández	36.403	13	71	Tómas Fernández	2:09.331	2:09.753	13
14	65	Fernandez - Cozar	49.503	12	Manuel Isidro	44.042	19	Juan Dominguez	36.531	14	19	Juan Dominguez	2:10.133	2:10.133	14
15	19	Juan Dominguez	49.620	37	Victor Cantin	44.129	37	Victor Cantin	36.956	15	37	Victor Cantin	2:10.562	2:10.771	15
16	11	Adrian Agote	52.248	110	Adrian Agote	47.882	114	Luis Quintana	38.495	16	110	Adrian Agote	2:18.712	2:19.077	16
17	11	Luis Quintana	52.621	114	Luis Quintana	47.937	110	Adrian Agote	38.582	17	114	Luis Quintana	2:19.053	2:19.273	17
18	11	Javier Conejero	52.740	123	Miguel Gonzalez	48.288	118	Javier Conejero	38.731	18	118	Javier Conejero	2:19.870	2:20.091	18
19	19	Alberto Dorsch	52.870	118	Javier Conejero	48.399	123	Miguel Gonzalez	38.953	19	123	Miguel Gonzalez	2:20.195	2:20.470	19
20	12	Miguel Gonzalez	52.954	177	Jan Acero	48.530	161	Jan Peral	39.046	20	199	Alberto Dorsch	2:20.655	2:20.963	20
21	12	Pablo Rodriguez	53.384	199	Alberto Dorsch	48.576	125	Pablo Rodriguez	39.128	21	125	Pablo Rodriguez	2:21.520	2:22.006	23
22	16	Jan Peral	53.610	161	Jan Peral	48.898	177	Jan Acero	39.197	22	177	Jan Acero	2:21.523	2:21.936	22
23	17	Jan Acero	53.796	125	Pablo Rodriguez	49.008	199	Alberto Dorsch	39.209	23	161	Jan Peral	2:21.554	2:21.616	21
24	10	Alberto Lazaro	Transpo	10	Alberto Lazaro	Transpo	10	Alberto Lazaro	Transpo	24	10	Alberto Lazaro	Transpo	Transpo	24





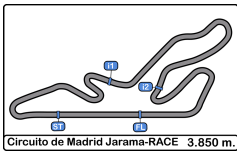
**Circuito de Madrid Jarama - RACI**  
**SAXO TROPHY JARAMA RACE**  
**Cronometrados Parrilla B**  
**5 Mejores Tiempos**



Circuito de Madrid Jarama-RACE 3.850 m.

Cls	B. Piloto	Cat	Cls	Equipo	Vehiculo	Mejor 1		Mejor 2		Mejor 3		Mejor 4		Mejor 5	
						Tiemp	Vta	Tiemp	Vta	Tiemp	Vta	Tiemp	Vta	Tiemp	Vta
1	30 Mario Castro			PROMOCOPA	Ôä [ =) ÁJæ [	2:07.527	8	2:07.808	9	2:08.123	7	2:09.153	5	2:09.396	6
2	8 Alex Tomas			ALEX TOMAS VARELA	Ôä [ =) ÁJæ [	2:07.981	10	2:08.389	9	2:08.432	8	2:08.632	7	2:10.064	2
3	4 Ricard Cano	R	1	PROMOCOPA	Ôä [ =) ÁJæ [	2:08.013	3	2:08.111	10	2:08.252	8	2:08.269	9	2:08.446	5
4	3 Óscar Ayala			PROMOCOPA	Ôä [ =) ÁJæ [	2:08.017	9	2:08.661	4	2:08.728	10	2:09.019	3	2:09.333	2
5	18 Carlos Arco			R.A.C. CIRCUITO GUADALOPE	Ôä [ =) ÁJæ [	2:08.025	7	2:08.188	6	2:08.325	8	2:08.672	4	2:10.946	2
6	22 Óscar Ayala			R.A.C. CIRCUITO GUADALOPE	Ôä [ =) ÁJæ [	2:08.035	7	2:08.069	9	2:08.278	6	2:08.584	11	2:08.767	5
7	27 Ramon Vidal	R	2	PROMOCOPA	Ôä [ =) ÁJæ [	2:08.446	3	2:08.647	9	2:09.046	2	2:09.615	6	2:22.081	5
8	54 Borja Arrizabalaga			PROMOCOPA	Ôä [ =) ÁJæ [	2:08.645	8	2:09.062	9	2:09.166	2	2:09.278	4	2:09.925	3
9	16 Victor Ambite	R	3	CIUDAD DE GETAFE	Ôä [ =) ÁJæ [	2:08.929	4	2:09.316	2	2:09.517	3	2:09.650	7	2:10.635	10
10	65 Roberto Fernandez			CIUDAD DE GETAFE	Ôä [ =) ÁJæ [	2:08.958	7	2:09.840	3	2:12.054	2	2:13.271	4	2:13.276	8
11	86 Sergio Cabal			RASANTE SPORT	Ôä [ =) ÁJæ [	2:08.985	4	2:09.349	7	2:09.402	9	2:09.647	5	2:10.120	8
12	12 Manuel Isidro	R	4	EFICAR TEAM	Ôä [ =) ÁJæ [	2:09.373	8	2:09.478	9	2:09.778	3	2:09.785	7	2:09.852	6
13	71 Tere Alarín			ULTIMA VUELTA	Ôä [ =) ÁJæ [	2:09.753	9	2:09.986	3	2:10.139	5	2:10.309	6	2:10.484	4
14	19 Juan Dominguez	R	5	AUTOMOVIL CLUB VEC	Ôä [ =) ÁJæ [	2:10.133	3	2:10.376	4	2:11.031	2	2:11.346	10	2:11.693	9
15	37 Victor Cantin			VICTOR CANTIN PINILLA	Ôä [ =) ÁJæ [	2:10.771	2	2:11.489	3	2:12.170	9	2:12.722	7	2:12.727	8
16	110 Adrian Agote			MOTORISMO RACING	Toyota Aygo	2:19.077	9	2:19.241	8	2:19.409	6	2:19.493	3	2:20.056	2
17	114 Luis Quintana			MOTORISMO RACING	Toyota Aygo	2:19.273	2	2:19.799	3	2:20.166	6	2:21.451	9	2:24.822	7
18	118 Javier Conejero			ESCUADERIA PLASENCIA	Toyota Aygo	2:20.091	9	2:20.389	8	2:20.421	4	2:20.525	3	2:20.553	5
19	123 Miguel Gonzalez			ESCUADERIA CENTRO	Toyota Aygo	2:20.470	8	2:20.495	2	2:20.882	10	2:22.075	5	2:22.210	3
20	199 Alberto Dorsch			RACE	Toyota Aygo	2:20.963	6	2:21.061	10	2:21.217	2	2:21.637	3	2:21.730	4
21	161 Jan Peral			JUAN MANUEL PERAL	Toyota Aygo	2:21.616	9	2:21.697	8	2:21.959	3	2:22.576	7	2:22.688	6
22	177 Jan Acero			ESCUADERIA BAIX	Toyota Aygo	2:21.936	3	2:21.987	8	2:22.363	7	2:22.770	4	2:22.855	2
23	125 Pablo Rodriguez				Toyota Aygo	2:22.006	2	2:22.029	8	2:22.175	6	2:22.296	5	2:22.333	10
24	10 Alberto Lazaro			ALBERTO LAZARO	Ôä [ =) ÁJæ [										





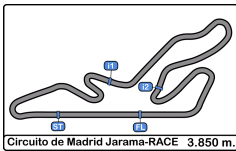
**Circuito de Madrid Jarama - RACI**  
**SAXO TROPHY JARAMA RACE**  
**Cronometrados Parrilla B**  
**GYW YbVjUJi YHlg'Fzd]XUg**



Vta	<cfU8 1U	HjYa dc'GYg]Ob	B. Piloto	Cat	Equipo	Vehiculo	Tiempo	Km/h
2	14:55:49.113	4:49.113	27 Ramon Vidal	R	PROMOCOPA	Ôãï [ => ÁÛæø[	2:09.046	107.4
2	14:55:51.821	4:51.821	4 Ricard Cano	R	PROMOCOPA	Ôãï [ => ÁÛæø[	2:08.529	107.8
3	14:57:57.559	6:57.559	27 Ramon Vidal	R	PROMOCOPA	Ôãï [ => ÁÛæø[	2:08.446	107.9
3	14:57:59.834	6:59.834	4 Ricard Cano	R	PROMOCOPA	Ôãï [ => ÁÛæø[	2:08.013	108.2
8	15:10:39.880	19:39.880	30 Mario Castro		PROMOCOPA	Ôãï [ => ÁÛæø[	2:07.527	108.6







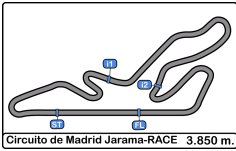
**Circuito de Madrid Jarama - RACI**  
**SAXO TROPHY JARAMA RACE**  
**Cronometrados Parrilla B**



A Y'tf ' Azl ja UJY'cVXUX'XY'9j Ybrc

B.	Piloto	Cat	Clas	Equipo	Vehiculo	Km/h	GYGjCb
33	Sylvain Xavier			R.A.C. CIRCUITO	Ôã[ => Áúã[	188.4	Cronometrados Parrilla A
44	Jesus Rodriguez			DESGUACES LA TORRE	Ôã[ => Áúã[	181.2	Entrenamiento Privado
96	Luis Alvarez			PROMOCOPA	Ôã[ => Áúã[	181.2	Cronometrado Previo
60	Julian Mazuecos			CIUDAD DE GETAFE	Ôã[ => Áúã[	181.2	Cronometrados Parrilla A
95	Gonzalo Alvarez	R	1	PROMOCOPA	Ôã[ => Áúã[	180.6	Cronometrado Previo
64	Alexander Villanueva			EFICAR TEAM	Ôã[ => Áúã[	180.0	Cronometrado Previo
49	Jose Antonio Martin			C.D PLEMAR SPORT	Ôã[ => Áúã[	179.1	Cronometrado Previo
20	Andrea Fernandez			EFICAR TEAM	Ôã[ => Áúã[	179.1	Cronometrado Previo
98	Deogracias Millan			RX PRO RACING	Ôã[ => Áúã[	179.1	Cronometrados Parrilla A
75	Francisco Vazquez	R	2	PROMOCOPA	Ôã[ => Áúã[	178.8	Entrenamiento Privado
55	David Rodriguez			DESGUACES LA TORRE	Ôã[ => Áúã[	178.8	Cronometrados Parrilla A
17	Francisco Jose Amaro			ULTIMA VUELTA	Ôã[ => Áúã[	178.5	Cronometrados Parrilla A
13	Ricardo Álvarez			ULTIMA VUELTA	Ôã[ => Áúã[	178.5	Cronometrados Parrilla A
27	Ramon Vidal	R	3	PROMOCOPA	Ôã[ => Áúã[	178.2	Cronometrado Previo
77	Agustin Arce			VSR MOTORSPORT	Ôã[ => Áúã[	178.2	Cronometrados Parrilla A
35	Jose Maria Albal			ÚÓ- ÚÁWUT UXÓUVÓCÁ	Ôã[ => Áúã[	178.2	Cronometrados Parrilla A
70	Santiago Castilla			EFICAR TEAM	Ôã[ => Áúã[	177.9	Entrenamiento Privado
78	Angel Cabello			RASANTE SPORT	Ôã[ => Áúã[	177.9	Cronometrados Parrilla A
43	Javier Albar			DESGUACES LA TORRE	Ôã[ => Áúã[	177.6	Cronometrados Parrilla A
26	Daniel Martinez			VSR MOTORSPORT	Ôã[ => Áúã[	177.3	Entrenamiento Privado
10	Alberto Lazaro			ALBERTO LAZARO	Ôã[ => Áúã[	177.3	Entrenamiento Privado
4	Ricard Cano	R	4	PROMOCOPA	Ôã[ => Áúã[	177.3	Cronometrado Previo
6	Francisco Comendador			VSR MOTORSPORT	Ôã[ => Áúã[	177.3	Cronometrado Previo
39	Ralf Henri			DESGUACES LA TORRE	Ôã[ => Áúã[	177.3	Cronometrado Previo
73	Fernando Paniagua			VSR MOTORSPORT	Ôã[ => Áúã[	177.3	Cronometrados Parrilla A
79	Angel Lucena			RASANTE SPORT	Ôã[ => Áúã[	177.3	Cronometrados Parrilla A
41	Ivan Riera			EFICAR TEAM	Ôã[ => Áúã[	177.0	Entrenamiento Privado
48	Antonio Castillo			VSR MOTORSPORT	Ôã[ => Áúã[	176.7	Entrenamiento Privado
76	Carlota Villanueva			EFICAR TEAM	Ôã[ => Áúã[	176.7	Entrenamiento Privado
59	Vicente Valles			VSR MOTORSPORT	Ôã[ => Áúã[	176.4	Cronometrados Parrilla A
14	Antonio Honrado			PROMOCOPA	Ôã[ => Áúã[	176.1	Entrenamiento Privado
80	Oscar Montalvo			RX PRO RACING	Ôã[ => Áúã[	176.1	Cronometrados Parrilla A
19	Juan Dominguez	R	5	AUTOMOVIL CLUB VEC	Ôã[ => Áúã[	175.8	Cronometrado Previo
23	Mariano Esteban	R	6	VSR MOTORSPORT	Ôã[ => Áúã[	175.8	Cronometrados Parrilla A
11	Daniel Oliver			R.A.C. CIRCUITO	Ôã[ => Áúã[	175.6	Entrenamiento Privado
65	Roberto Fernandez			CIUDAD DE GETAFE	Ôã[ => Áúã[	175.6	Cronometrado Previo
7	Alvaro Ruiz			PROMOCOPA	Ôã[ => Áúã[	175.6	Cronometrados Parrilla A
36	Miguel Rufino			ESCUDERIA CARTHAGO	Ôã[ => Áúã[	175.6	Cronometrados Parrilla A
8	Alex Tomas			ALEX TOMAS VARELA	Ôã[ => Áúã[	175.6	Cronometrados Parrilla B
24	Marcos Gonzalez			ULTIMA VUELTA	Ôã[ => Áúã[	175.3	Entrenamiento Privado
85	Pablo Blanco			PROMOCOPA	Ôã[ => Áúã[	175.0	Entrenamiento Privado
18	Carlos Arco			R.A.C. CIRCUITO	Ôã[ => Áúã[	175.0	Cronometrado Previo
15	Juan Ramon Garcia			DESGUACES LA TORRE	Ôã[ => Áúã[	174.7	Entrenamiento Privado
46	Gustavo Gomar			RX PRO RACING	Ôã[ => Áúã[	174.7	Cronometrado Previo
9	Arkaitz Uranga			R.A.C. CIRCUITO	Ôã[ => Áúã[	174.1	Entrenamiento Privado
3	Óscar Álvarez			PROMOCOPA	Ôã[ => Áúã[	174.1	Cronometrado Previo
5	Jonathan Gomez			ÚÓ- ÚÁWUT UXÓUVÓCÁ	Ôã[ => Áúã[	173.9	Entrenamiento Privado
86	Sergio Cabal			RASANTE SPORT	Ôã[ => Áúã[	173.9	Cronometrado Previo
16	Victor Ambite	R	7	CIUDAD DE GETAFE	Ôã[ => Áúã[	172.2	Cronometrados Parrilla B
22	Óscar Álvarez			R.A.C. CIRCUITO	Ôã[ => Áúã[	171.9	Entrenamiento Privado
30	Mario Castro			PROMOCOPA	Ôã[ => Áúã[	170.3	Cronometrados Parrilla B
54	Borja Arrizabalaga			PROMOCOPA	Ôã[ => Áúã[	169.2	Entrenamiento Privado
12	Manuel Isidro	R	8	EFICAR TEAM	Ôã[ => Áúã[	169.0	Cronometrado Previo
71	Tarso Álvarez			ULTIMA VUELTA	Ôã[ => Áúã[	167.7	Cronometrados Parrilla B
37	Victor Cantin			VICTOR CANTIN PINILLA	Ôã[ => Áúã[	166.6	Cronometrado Previo
123	Miguel Gonzalez			ESCUDERIA CENTRO	Toyota Aygo	152.3	Entrenamiento Privado
118	Javier Conejero			ESCUDERIA PLASENCIA	Toyota Aygo	151.6	Entrenamiento Privado





**Circuito de Madrid Jarama - RACI**  
**SAXO TROPHY JARAMA RACE**  
**Cronometrados Parrilla B**



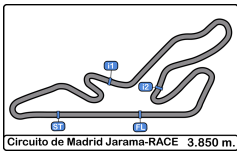
Circuito de Madrid Jarama-RACE 3.850 m.

A Ycf`Azl ja UJYcVXUX`XY`9j Yblc

114	Luis Quintana	MOTORISMO RACING	Toyota Aygo	151.4	Entrenamiento Privado
177	Jan Acero	ESCUADERIA BAIX	Toyota Aygo	149.7	Entrenamiento Privado
110	Adrian Agote	MOTORISMO RACING	Toyota Aygo	149.5	Cronometrados Parrilla B
199	Alberto Dorsch	RACE	Toyota Aygo	148.5	Entrenamiento Privado
125	Pablo Rodriguez		Toyota Aygo	148.5	Cronometrados Parrilla B
161	Jan Peral	JUAN MANUEL PERAL	Toyota Aygo	146.7	Cronometrados Parrilla B



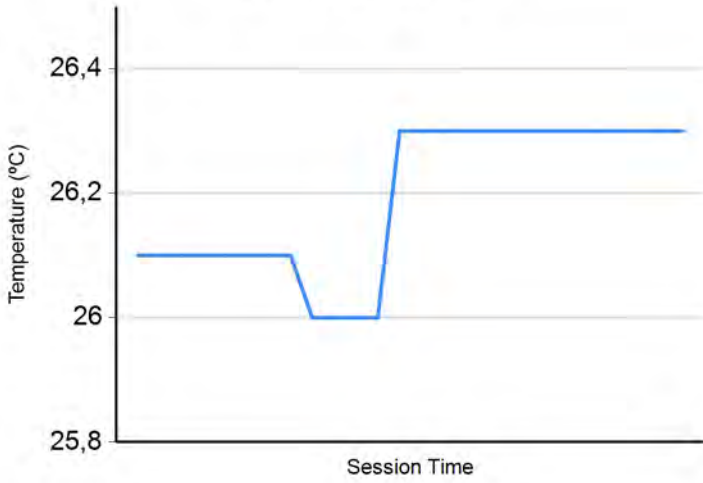




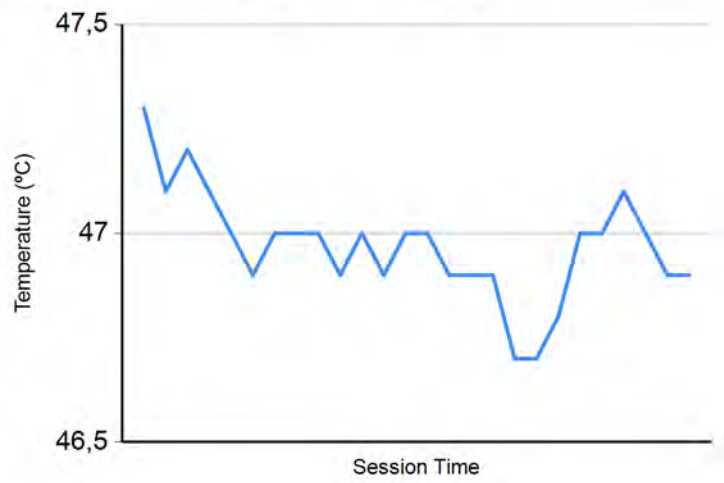
Circuito de Madrid Jarama - RACI  
**SAXO TROPHY JARAMA RACE**  
 Cronometrados Parrilla B



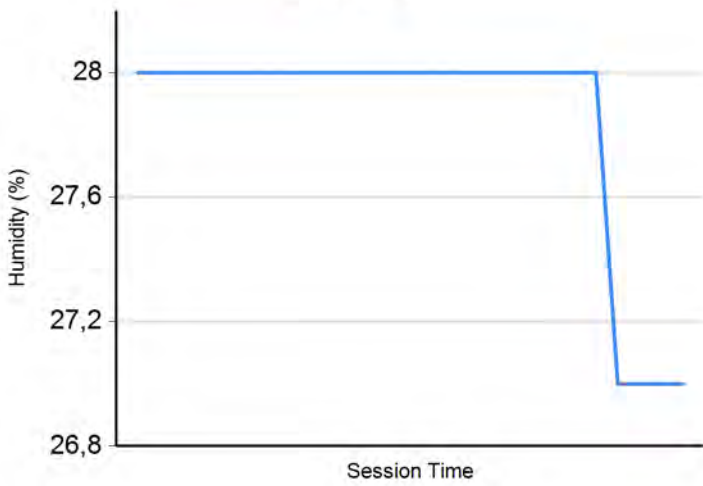
**Temperatura Aire**



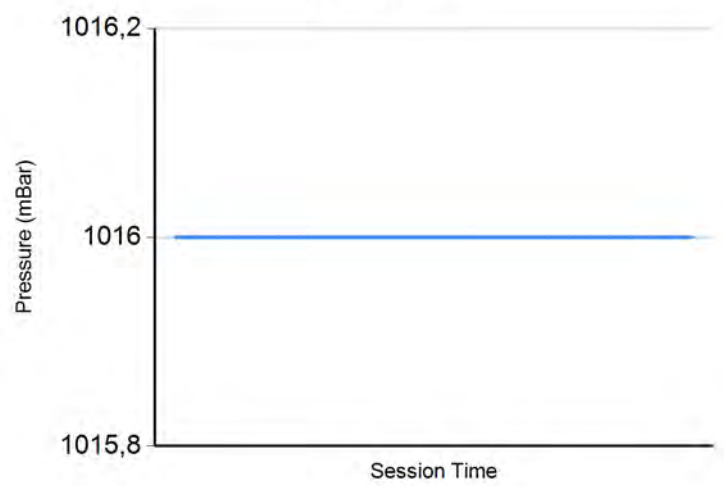
**Temperatura Pista**



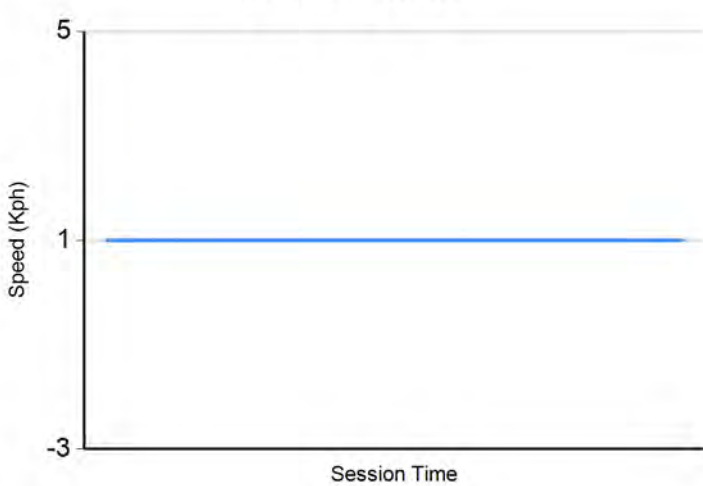
**Humedad**



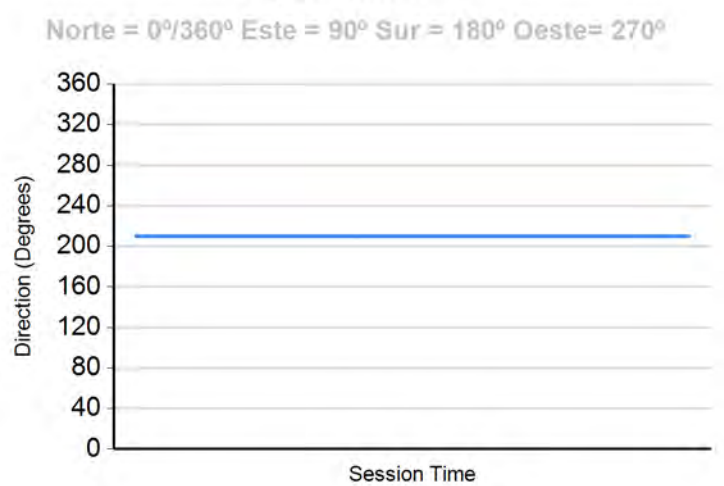
**Presión**



**Velocidad Viento**

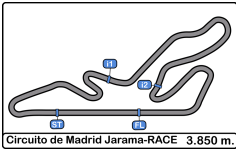


**Dirección Viento**









**Circuito de Madrid Jarama - RACI**  
**SAXO TROPHY JARAMA RACE**  
**Carrera 1 Parrilla A (10V)**  
**Resultados Provisionales**



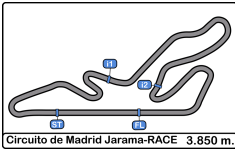
Publicado a las:.....

Temp Pista: ' ) '%š7 Temp Aire: & , '\$'š7 Humedad: 25 % Estado Pista: **SECA**

**Director Carrera:**

**Cronometrador:**





**Circuito de Madrid Jarama - RACI**  
**SAXO TROPHY JARAMA RACE**  
**Carrera 1 Parrilla A (10V)**



F Ygi `HUXcg'Dfcj jgjbU'Yg'dcf 7 UH[ cf J

Clas	B.	Piloto	Cat	Clas	Equipo	Vehiculo	Vtas.	Tiempo Total	8 JZ%	Interval	Km/h	Mejor	Tiemp	Km/h
1	41	Ivan Riera			EFICAR TEAM	Óas[ => ÁJæp[	10	20:48.064			111.0	2	2:04.32	111.4
2	60	Julian Mazuecos			CIUDAD DE GETAFE	Óas[ => ÁJæp[	10	20:48.741	0.677	0.677	110.9	7	2:04.38	111.4
3	70	Santiago Castilla			EFICAR TEAM	Óas[ => ÁJæp[	10	20:50.405	2.341	1.664	110.8	10	2:04.16	111.6
4	13	R ) æ(æ) Á" áãæ			ULTIMA VUELTA	Óas[ => ÁJæp[	10	20:51.014	2.950	0.609	110.7	10	2:04.19	111.5
5	26	Daniel Martinez			VSR MOTORSPORT	Óas[ => ÁJæp[	10	20:53.051	4.987	2.037	110.6	3	2:04.72	111.1
6	10	Alberto Lazaro			ALBERTO LAZARO	Óas[ => ÁJæp[	10	20:54.680	6.616	1.629	110.4	8	2:04.70	111.1
7	73	Fernando Paniagua			VSR MOTORSPORT	Óas[ => ÁJæp[	10	20:55.140	7.076	0.460	110.4	2	2:04.74	111.1
8	20	Andrea Fernandez			EFICAR TEAM	Óas[ => ÁJæp[	10	20:55.320	7.256	0.180	110.4	8	2:04.57	111.2
9	44	Jesus Rodriguez			DESGUACES LA TORRE	Óas[ => ÁJæp[	10	21:00.004	11.940	4.684	109.9	4	2:05.09	110.7
10	43	Javier Albar			DESGUACES LA TORRE	Óas[ => ÁJæp[	10	21:00.871	12.807	0.867	109.9	10	2:05.07	110.8
11	36	Miguel Rufino			ESCUDERIA CARTHAGO	Óas[ => ÁJæp[	10	21:06.066	18.002	5.195	109.4	2	2:05.59	110.3
12	17	Francisco Jose Amaro			ULTIMA VUELTA	Óas[ => ÁJæp[	10	21:12.268	24.204	6.202	108.9	2	2:05.96	110.0
13	9	Arkaitz Uranga			R.A.C. CIRCUITO	Óas[ => ÁJæp[	10	21:13.347	25.283	1.079	108.8	2	2:06.25	109.7
14	55	David Rodriguez			DESGUACES LA TORRE	Óas[ => ÁJæp[	10	21:13.580	25.516	0.233	108.8	10	2:05.86	110.1
15	98	Deogracias Millan			RX PRO RACING	Óas[ => ÁJæp[	10	21:18.044	29.980	4.464	108.4	2	2:06.51	109.5
16	79	Angel Lucena			RASANTE SPORT	Óas[ => ÁJæp[	10	21:21.398	33.334	3.354	108.1	5	2:06.50	109.5
17	5	Jonathan Gomez			ÚÓÓÓÁÚÓ- ÓÆ UVUÚÓVÓÆ	Óas[ => ÁJæp[	10	21:22.532	34.468	1.134	108.0	6	2:06.59	109.4
18	7	Alvaro Ruiz			PROMOCOPA	Óas[ => ÁJæp[	10	21:25.639	37.575	3.107	107.8	10	2:06.43	109.6
19	80	Oscar Montalvo			RX PRO RACING	Óas[ => ÁJæp[	10	21:26.645	38.581	1.006	107.7	7	2:06.84	109.2
20	77	Agustin Arce			VSR MOTORSPORT	Óas[ => ÁJæp[	10	21:28.116	40.052	1.471	107.5	2	2:06.27	109.7
21	39	Ralf Henri			DESGUACES LA TORRE	Óas[ => ÁJæp[	10	21:28.391	40.327	0.275	107.5	7	2:06.87	109.2
22	15	Juan Ramon Garcia			DESGUACES LA TORRE	Óas[ => ÁJæp[	10	21:29.605	41.541	1.214	107.4	9	2:07.31	108.8
23	49	Jose Antonio Martin			C.D PLEMAR SPORT	Óas[ => ÁJæp[	10	21:30.065	42.001	0.460	107.4	7	2:06.77	109.3
24	14	Antonio Honrado			PROMOCOPA	Óas[ => ÁJæp[	10	21:30.834	42.770	0.769	107.3	5	2:07.12	109.0
25	46	Gustavo Gomar			RX PRO RACING	Óas[ => ÁJæp[	10	21:33.329	45.265	2.495	107.1	4	2:07.31	108.8
26	76	Carlota Villanueva			EFICAR TEAM	Óas[ => ÁJæp[	10	21:38.586	50.522	5.257	106.7	2	2:05.88	110.1
27	59	Vicente Valles			VSR MOTORSPORT	Óas[ => ÁJæp[	10	21:39.263	51.199	0.677	106.6	6	2:06.03	109.9
28	85	Pablo Blanco			PROMOCOPA	Óas[ => ÁJæp[	10	21:40.423	52.359	1.160	106.5	8	2:07.79	108.4
29	24	Marcos Gonzalez			ULTIMA VUELTA	Óas[ => ÁJæp[	10	21:41.602	53.538	1.179	106.4	4	2:08.07	108.2
30	33	Sylvain Xavier			R.A.C. CIRCUITO	Óas[ => ÁJæp[	10	21:42.268	54.204	0.666	106.4	10	2:06.83	109.2
31	11	Daniel Oliver			R.A.C. CIRCUITO	Óas[ => ÁJæp[	10	21:48.534	1:00.470	6.266	105.9	2	2:07.12	109.0
32	78	Angel Cabello			RASANTE SPORT	Óas[ => ÁJæp[	9	19:42.295	1 Vta.	1 Vta.	105.5	2	2:06.22	109.8

Not classified: (Requirements: 75% of number laps of leader = 8 Laps)

35	Jose Maria Albal	ÚÓ- ÓÆUVUT UXÓÓVÓÆ	Óas[ => ÁJæp[	7	22:00.374	3 Vtas.	2 Vtas.	73.4	5	2:05.61	110.3
64	Alexander Villanueva	EFICAR TEAM	Óas[ => ÁJæp[	6	12:29.721	4 Vtas.	1 Vta.	110.9	2	2:04.23	111.5
96	Luis Alvarez	PROMOCOPA	Óas[ => ÁJæp[	5	10:29.771	5 Vtas.	1 Vta.	110.0	3	2:04.76	111.0
6	Francisco Comendador	VSR MOTORSPORT	Óas[ => ÁJæp[	2	4:16.352	8 Vtas.	3 Vtas.	108.1	2	2:05.42	110.5
48	Antonio Castillo	VSR MOTORSPORT	Óas[ => ÁJæp[								

Rookie														
Clas	B.	Piloto	Cat	Clas	Equipo	Vehiculo	Vtas.	Tiempo Total	8 JZ%	Interval	Km/h	Mejor	Tiemp	Km/h
1	75	Francisco Vazquez	R	1	PROMOCOPA	Óas[ => ÁJæp[	10	21:24.743			107.8	7	2:06.62	109.4
2	95	Gonzalo Alvarez	R	2	PROMOCOPA	Óas[ => ÁJæp[	10	21:41.626	16.883	16.883	106.4	3	2:07.80	108.4
3	23	Mariano Esteban	R	3	VSR MOTORSPORT	Óas[ => ÁJæp[	10	21:42.768	18.025	1.142	106.3	5	2:05.80	110.1

JHU'FzdjXUGubjU[ c 7 Ugi' U'Yb' & \$( ' U'%%' ? a # `Yb`Uj HU'%'

Publicado a las:.....

Temp Pista: ' ) '%š

Temp Aire: & , '\$ š

Humedad: 25 %

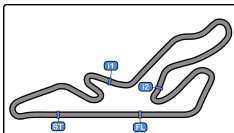
Estado Pista: SECA

Director Carrera:

Cronometrador:







**Circuito de Madrid Jarama - RACI**  
**SAXO TROPHY JARAMA RACE**  
**Carrera 1 Parrilla A (10V)**

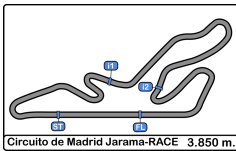


Circuito de Madrid Jarama-RACE 3.850 m.

7 UgljZVWUJOb Dfc jg]cbU dcf Ji YHUFzd]XUXYD] ctc

Cl	B.	Equipo/Concursante	Vehiculo	Piloto	Cat	Cl	Vtas.	Mejor	Tiempo	8]Z%	Interval	Km/h
1	70	EFICAR TEAM	Óñ[ => ÁJæ[	Santiago Castilla			10	10	2:04.164			111.6
2	13	ULTIMA VUELTA	Óñ[ => ÁJæ[	U' áñæX]æ[			10	10	2:04.198	0.034	0.034	111.5
3	64	EFICAR TEAM	Óñ[ => ÁJæ[	Alexander Villanueva			6	2	2:04.238	0.074	0.040	111.5
4	41	EFICAR TEAM	Óñ[ => ÁJæ[	Ivan Riera			10	2	2:04.320	0.156	0.082	111.4
5	60	CIUDAD DE GETAFE	Óñ[ => ÁJæ[	Julian Mazuecos			10	7	2:04.388	0.224	0.068	111.4
6	20	EFICAR TEAM	Óñ[ => ÁJæ[	Andrea Fernandez			10	8	2:04.574	0.410	0.186	111.2
7	10	ALBERTO LAZARO BARRAS	Óñ[ => ÁJæ[	Alberto Lazaro			10	8	2:04.704	0.540	0.130	111.1
8	26	VSR MOTORSPORT	Óñ[ => ÁJæ[	Daniel Martinez			10	3	2:04.720	0.556	0.016	111.1
9	73	VSR MOTORSPORT	Óñ[ => ÁJæ[	Fernando Paniagua			10	2	2:04.742	0.578	0.022	111.1
10	96	PROMOCOPA	Óñ[ => ÁJæ[	Luis Alvarez			5	3	2:04.764	0.600	0.022	111.0
11	43	DESGUACES LA TORRE	Óñ[ => ÁJæ[	Javier Albar			10	10	2:05.072	0.908	0.308	110.8
12	44	DESGUACES LA TORRE	Óñ[ => ÁJæ[	Jesús Rodriguez			10	4	2:05.092	0.928	0.020	110.7
13	6	VSR MOTORSPORT	Óñ[ => ÁJæ[	Francisco Comendador			2	2	2:05.426	1.262	0.334	110.5
14	36	ESCUADERIA CARTHAGO	Óñ[ => ÁJæ[	Miguel Rufino			10	2	2:05.594	1.430	0.168	110.3
15	35	ÚÓ- æñWUT UXæñvñæñsñæSA	Óñ[ => ÁJæ[	Jose Maria Albal			7	5	2:05.615	1.451	0.021	110.3
16	23	VSR MOTORSPORT	Óñ[ => ÁJæ[	Mariano Esteban	R	1	10	5	2:05.805	1.641	0.190	110.1
17	55	DESGUACES LA TORRE	Óñ[ => ÁJæ[	David Rodriguez			10	10	2:05.860	1.696	0.055	110.1
18	76	EFICAR TEAM	Óñ[ => ÁJæ[	Carlota Villanueva			10	2	2:05.880	1.716	0.020	110.1
19	17	ULTIMA VUELTA	Óñ[ => ÁJæ[	Francisco Jose Amaro			10	2	2:05.962	1.798	0.082	110.0
20	59	VSR MOTORSPORT	Óñ[ => ÁJæ[	Vicente Valles			10	6	2:06.030	1.866	0.068	109.9
21	78	RASANTE SPORT	Óñ[ => ÁJæ[	Angel Cabello			9	2	2:06.226	2.062	0.196	109.8
22	9	R.A.C. CIRCUITO GUADALO	Óñ[ => ÁJæ[	Arkaitz Uranga			10	2	2:06.253	2.089	0.027	109.7
23	77	VSR MOTORSPORT	Óñ[ => ÁJæ[	Agustin Arce			10	2	2:06.272	2.108	0.019	109.7
24	7	PROMOCOPA	Óñ[ => ÁJæ[	Alvaro Ruiz			10	10	2:06.438	2.274	0.166	109.6
25	79	RASANTE SPORT	Óñ[ => ÁJæ[	Angel Lucena			10	5	2:06.502	2.338	0.064	109.5
26	98	RX PRO RACING	Óñ[ => ÁJæ[	Deogracias Millan			10	2	2:06.519	2.355	0.017	109.5
27	5	ÚÓæñÓ- æñ UVUññvñæ	Óñ[ => ÁJæ[	Gomez - Gomez			10	6	2:06.597	2.433	0.078	109.4
28	75	PROMOCOPA	Óñ[ => ÁJæ[	Francisco Vazquez	R	2	10	7	2:06.627	2.463	0.030	109.4
29	49	C.D PLEMAR SPORT	Óñ[ => ÁJæ[	Jose Antonio Martin			10	7	2:06.775	2.611	0.148	109.3
30	33	R.A.C. CIRCUITO GUADALO	Óñ[ => ÁJæ[	Sylvain Xavier			10	10	2:06.831	2.667	0.056	109.2
31	80	RX PRO RACING	Óñ[ => ÁJæ[	Oscar Montalvo			10	7	2:06.848	2.684	0.017	109.2
32	39	DESGUACES LA TORRE	Óñ[ => ÁJæ[	Ralf Henri			10	7	2:06.875	2.711	0.027	109.2
33	14	PROMOCOPA	Óñ[ => ÁJæ[	Antonio Honrado			10	5	2:07.123	2.959	0.248	109.0
34	11	R.A.C. CIRCUITO GUADALO	Óñ[ => ÁJæ[	Daniel Oliver			10	2	2:07.123	2.959	0.000	109.0
35	46	RX PRO RACING	Óñ[ => ÁJæ[	Gustavo Gomar			10	4	2:07.314	3.150	0.191	108.8
36	15	DESGUACES LA TORRE	Óñ[ => ÁJæ[	Juan Ramon Garcia			10	9	2:07.317	3.153	0.003	108.8
37	85	PROMOCOPA	Óñ[ => ÁJæ[	Pablo Blanco			10	8	2:07.799	3.635	0.482	108.4
38	95	PROMOCOPA	Óñ[ => ÁJæ[	Gonzalo Alvarez	R	3	10	3	2:07.809	3.645	0.010	108.4
39	24	ULTIMA VUELTA	Óñ[ => ÁJæ[	Marcos Gonzalez			10	4	2:08.071	3.907	0.262	108.2



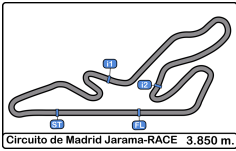


**Circuito de Madrid Jarama - RACI**  
**SAXO TROPHY JARAMA RACE**  
**Carrera 1 Parrilla A (10V)**  
**Distancia y Velocidad Media**



Clas	B.	Piloto	Cat	Clas	Equipo	Vehiculo	Vtas.	Distancia	Tiempo Total	Km/h
1	41	Ivan Riera			EFICAR TEAM	Óscar (=) Álvaro	10	38.50	20:48.064	111.0
2	60	Julian Mazuecos			CIUDAD DE GETAFE	Óscar (=) Álvaro	10	38.50	20:48.741	110.9
3	70	Santiago Castilla			EFICAR TEAM	Óscar (=) Álvaro	10	38.50	20:50.405	110.8
4	13	Ricardo Álvarez			ULTIMA VUELTA	Óscar (=) Álvaro	10	38.50	20:51.014	110.7
5	26	Daniel Martinez			VSR MOTORSPORT	Óscar (=) Álvaro	10	38.50	20:53.051	110.6
6	10	Alberto Lazaro			ALBERTO LAZARO BARRASA	Óscar (=) Álvaro	10	38.50	20:54.680	110.4
7	73	Fernando Paniagua			VSR MOTORSPORT	Óscar (=) Álvaro	10	38.50	20:55.140	110.4
8	20	Andrea Fernandez			EFICAR TEAM	Óscar (=) Álvaro	10	38.50	20:55.320	110.4
9	44	Jesus Rodriguez			DESGUACES LA TORRE	Óscar (=) Álvaro	10	38.50	21:00.004	109.9
10	43	Javier Albar			DESGUACES LA TORRE	Óscar (=) Álvaro	10	38.50	21:00.871	109.9
11	36	Miguel Rufino			ESCUADERIA CARTHAGO	Óscar (=) Álvaro	10	38.50	21:06.066	109.4
12	17	Francisco Jose Amaro			ULTIMA VUELTA	Óscar (=) Álvaro	10	38.50	21:12.268	108.9
13	9	Arkaitz Uranga			R.A.C. CIRCUITO GUADALOPE	Óscar (=) Álvaro	10	38.50	21:13.347	108.8
14	55	David Rodriguez			DESGUACES LA TORRE	Óscar (=) Álvaro	10	38.50	21:13.580	108.8
15	98	Deogracias Millan			RX PRO RACING	Óscar (=) Álvaro	10	38.50	21:18.044	108.4
16	79	Angel Lucena			RASANTE SPORT	Óscar (=) Álvaro	10	38.50	21:21.398	108.1
17	5	Jonathan Gomez			DESGUACES LA TORRE	Óscar (=) Álvaro	10	38.50	21:22.532	108.0
18	75	Francisco Vazquez	R	1	PROMOCOPA	Óscar (=) Álvaro	10	38.50	21:24.743	107.8
19	7	Alvaro Ruiz			PROMOCOPA	Óscar (=) Álvaro	10	38.50	21:25.639	107.8
20	80	Oscar Montalvo			RX PRO RACING	Óscar (=) Álvaro	10	38.50	21:26.645	107.7
21	77	Agustin Arce			VSR MOTORSPORT	Óscar (=) Álvaro	10	38.50	21:28.116	107.5
22	39	Ralf Henri			DESGUACES LA TORRE	Óscar (=) Álvaro	10	38.50	21:28.391	107.5
23	15	Juan Ramon Garcia			DESGUACES LA TORRE	Óscar (=) Álvaro	10	38.50	21:29.605	107.4
24	49	Jose Antonio Martin			C.D PLEMAR SPORT	Óscar (=) Álvaro	10	38.50	21:30.065	107.4
25	14	Antonio Honrado			PROMOCOPA	Óscar (=) Álvaro	10	38.50	21:30.834	107.3
26	46	Gustavo Gomar			RX PRO RACING	Óscar (=) Álvaro	10	38.50	21:33.329	107.1
27	76	Carlota Villanueva			EFICAR TEAM	Óscar (=) Álvaro	10	38.50	21:38.586	106.7
28	59	Vicente Valles			VSR MOTORSPORT	Óscar (=) Álvaro	10	38.50	21:39.263	106.6
29	85	Pablo Blanco			PROMOCOPA	Óscar (=) Álvaro	10	38.50	21:40.423	106.5
30	24	Marcos Gonzalez			ULTIMA VUELTA	Óscar (=) Álvaro	10	38.50	21:41.602	106.4
31	95	Gonzalo Alvarez	R	2	PROMOCOPA	Óscar (=) Álvaro	10	38.50	21:41.626	106.4
32	33	Sylvain Xavier			R.A.C. CIRCUITO GUADALOPE	Óscar (=) Álvaro	10	38.50	21:42.268	106.4
33	23	Mariano Esteban	R	3	VSR MOTORSPORT	Óscar (=) Álvaro	10	38.50	21:42.768	106.3
34	11	Daniel Oliver			R.A.C. CIRCUITO GUADALOPE	Óscar (=) Álvaro	10	38.50	21:48.534	105.9
35	78	Angel Cabello			RASANTE SPORT	Óscar (=) Álvaro	9	34.65	19:42.295	105.5
36	35	Jose Maria Albal			DESGUACES LA TORRE	Óscar (=) Álvaro	7	26.95	22:00.374	73.4
37	64	Alexander Villanueva			EFICAR TEAM	Óscar (=) Álvaro	6	23.10	12:29.721	110.9
38	96	Luis Alvarez			PROMOCOPA	Óscar (=) Álvaro	5	19.25	10:29.771	110.0
39	6	Francisco Comendador			VSR MOTORSPORT	Óscar (=) Álvaro	2	07.70	4:16.352	108.1
40	48	Antonio Castillo			VSR MOTORSPORT	Óscar (=) Álvaro	0			





**Circuito de Madrid Jarama - RACI**  
**SAXO TROPHY JARAMA RACE**  
**Carrera 1 Parrilla A (10V)**  
**Tiempos Por Vuelta**



**5** Jonathan Gomez **10** Alberto Lazaro  
 Oscar Gomez ÜÖÇŠÁÚÖ- ÇÄ UVUÜÖWVÇ ALBERTO LAZARO BARRASA

Vta	D	Tiempo	Sector 1	Sector 2	Sector 3	T. Spd	Elapsed	Vta	D	Tiempo	Sector 1	Sector 2	Sector 3	T. Spd	Elapsed
1		2:17.104	57.552	43.411	36.141	134.3	2:17.104	1		2:07.432	50.005	42.421	35.006	104.1	2:07.432
2		2:07.137	48.758	42.742	35.637	175.8	4:24.241	2		2:05.016	47.718	42.200	35.098	180.0	4:12.448
3		2:07.666	48.267	43.059	36.340	176.7	6:31.907	3		2:05.031	47.854	42.131	35.046	174.7	6:17.479
4		2:07.815	49.067	43.041	35.707	175.3	8:39.722	4		2:04.916	47.775	42.192	34.949	173.6	8:22.395
5		2:07.658	49.087	42.716	35.855	176.7	10:47.380	5		2:05.001	47.723	42.272	35.006	176.4	10:27.396
6		2:06.597	48.339	42.757	35.501	174.7	12:53.977	6		2:05.121	47.867	42.189	35.065	173.6	12:32.517
7		2:07.256	48.099	43.071	36.086	177.3	15:01.233	7		2:05.151	47.596	42.346	35.209	175.6	14:37.668
8		2:07.084	48.687	42.857	35.540	173.9	17:08.317	8		2:04.704	47.772	42.140	34.792	175.3	16:42.372
9		2:07.204	48.395	43.084	35.725	174.7	19:15.521	9		2:05.403	47.921	42.350	35.132	178.2	18:47.775
10		2:07.011	48.259	43.379	35.373	175.8	21:22.532	10		2:06.905	49.283	42.562	35.060	175.8	20:54.680

**6** Francisco Comendador **11** Daniel Oliver  
 VSR MOTORSPORT R.A.C. CIRCUITO GUADALOPE

Vta	D	Tiempo	Sector 1	Sector 2	Sector 3	T. Spd	Elapsed	Vta	D	Tiempo	Sector 1	Sector 2	Sector 3	T. Spd	Elapsed
1		2:10.926	52.961	42.713	35.252	114.8	2:10.926	1		2:30.584	1:11.673	43.430	35.481	129.3	2:30.584
2		2:05.426	47.717	42.393	35.316	177.3	4:16.352	2		2:07.123	48.624	43.035	35.464	170.6	4:37.707
3			52.770			178.5		3		2:07.758	48.813	43.270	35.675	171.7	6:45.465

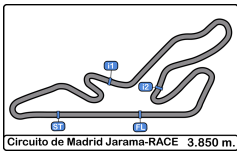
**7** Alvaro Ruiz **13** Miguel Villacieros  
 PROMOCOPIA ULTIMA VUELTA

Vta	D	Tiempo	Sector 1	Sector 2	Sector 3	T. Spd	Elapsed	Vta	D	Tiempo	Sector 1	Sector 2	Sector 3	T. Spd	Elapsed
1		2:19.425	58.858	43.765	36.802	139.7	2:19.425	4		2:09.012	48.444	44.937	35.631	173.0	8:54.477
2		2:07.957	48.997	43.184	35.776	173.3	4:27.382	5		2:08.183	48.650	43.407	36.126	172.5	11:02.660
3		2:07.899	49.026	42.975	35.898	176.1	6:35.281	6		2:07.849	49.018	42.944	35.887	172.2	13:10.509
4		2:07.307	48.122	42.845	36.340	176.1	8:42.588	7		2:15.405	56.805	43.186	35.414	175.3	15:25.914
5		2:06.890	48.149	43.313	35.428	177.9	10:49.478	8		2:07.657	48.795	43.170	35.692	171.9	17:33.571
6		2:07.320	48.553	43.033	35.734	170.6	12:56.798	9		2:07.258	48.746	42.860	35.652	170.8	19:40.829
7		2:06.596	48.106	42.933	35.557	179.4	15:03.394	10		2:07.705	48.791	43.343	35.571	171.9	21:48.534
8		2:08.146	48.547	44.009	35.590	177.6	17:11.540								
9		2:07.661	48.719	43.291	35.651	176.1	19:19.201								
10		2:06.438	48.112	42.982	35.344	178.2	21:25.639								

**9** Arkaitz Uranga **14** Antonio Honrado  
 R.A.C. CIRCUITO GUADALOPE PROMOCOPIA

Vta	D	Tiempo	Sector 1	Sector 2	Sector 3	T. Spd	Elapsed	Vta	D	Tiempo	Sector 1	Sector 2	Sector 3	T. Spd	Elapsed
1		2:13.353	54.434	42.930	35.989	122.3	2:13.353	1		2:20.839	59.999	44.658	36.182	133.8	2:20.839
2		2:06.253	48.125	42.723	35.405	176.4	4:19.606	2		2:08.484	49.391	43.381	35.712	175.3	4:29.323
3		2:07.113	48.126	43.438	35.549	177.0	6:26.719	3		2:08.221	49.298	42.926	35.997	176.7	6:37.544
4		2:07.004	48.117	43.294	35.593	172.8	8:33.723	4		2:07.413	48.544	43.318	35.551	177.9	8:44.957
5		2:06.835	48.311	43.125	35.399	173.9	10:40.558	5		2:07.123	48.333	43.007	35.783	177.0	10:52.080
6		2:07.047	48.500	42.983	35.564	171.9	12:47.605	6		2:07.723	49.061	42.997	35.665	172.5	12:59.803
7		2:06.428	48.207	42.854	35.367	172.8	14:54.033	7		2:07.820	48.915	43.126	35.779	175.3	15:07.623
8		2:06.287	48.014	42.763	35.510	171.7	17:00.320	8		2:07.643	48.519	43.337	35.787	176.1	17:15.266
9		2:06.425	48.059	42.932	35.434	171.1	19:06.745	9		2:07.876	49.070	42.983	35.823	173.6	19:23.142
10		2:06.602	48.068	42.960	35.574	173.9	21:13.347	10		2:07.692	48.351	43.658	35.683	177.6	21:30.834





**Circuito de Madrid Jarama - RACI**  
**SAXO TROPHY JARAMA RACE**  
 Carrera 1 Parrilla A (10V)  
**Tiempos Por Vuelta**



**15**

Juan Ramon Garcia

**24**

Marcos Gonzalez

**24**

DESQUACES LA TORRE

ULTIMA VUELTA

Vta	D	Tiempo	Sector 1	Sector 2	Sector 3	T. Spd	Elapsed	Vta	D	Tiempo	Sector 1	Sector 2	Sector 3	T. Spd	Elapsed
1		2:18.567	58.387	43.746	36.434	137.5	2:18.567	1		2:21.740	1:00.413	44.972	36.355	138.2	2:21.740
2		2:08.365	48.960	<b>42.869</b>	36.536	177.3	4:26.932	2		2:09.356	49.565	43.725	36.066	176.1	4:31.096
3		2:08.769	49.361	43.580	35.828	173.6	6:35.701	3		2:08.467	48.790	43.669	<b>36.008</b>	173.6	6:39.563
4		2:07.412	48.311	43.232	35.869	177.0	8:43.113	4		<b>2:08.071</b>	<b>48.627</b>	43.329	36.115	173.3	8:47.634
5		2:07.323	48.428	43.177	35.718	177.0	10:50.436	5		2:08.943	48.803	44.006	36.134	173.6	10:56.577
6		2:08.693	48.598	44.040	36.055	174.7	12:59.129	6		2:08.446	48.920	<b>43.272</b>	36.254	171.4	13:05.023
7		2:08.063	49.060	43.032	35.971	173.0	15:07.192	7		2:09.143	49.434	43.379	36.330	171.4	15:14.166
8		2:07.477	48.580	43.126	35.771	174.7	17:14.669	8		2:08.619	48.858	43.328	36.433	170.0	17:22.785
9		<b>2:07.317</b>	48.581	43.044	<b>35.692</b>	173.9	19:21.986	9		2:08.838	49.137	43.379	36.322	169.5	19:31.623
10		2:07.619	<b>48.255</b>	43.537	35.827	176.1	21:29.605	10		2:09.979	49.662	43.874	36.443	171.7	21:41.602

**17**

Francisco Jose Amaro

**26**

Daniel Martinez

**26**

ULTIMA VUELTA

VSR MOTORSPORT

Vta	D	Tiempo	Sector 1	Sector 2	Sector 3	T. Spd	Elapsed	Vta	D	Tiempo	Sector 1	Sector 2	Sector 3	T. Spd	Elapsed
1		2:13.920	55.255	42.816	35.849	126.6	2:13.920	1		2:07.073	49.858	42.148	35.067	100.3	2:07.073
2		<b>2:05.962</b>	<b>47.980</b>	42.570	35.412	174.7	4:19.882	2		2:04.980	47.808	<b>42.018</b>	35.154	180.0	4:12.053
3		2:07.062	48.448	43.206	35.408	179.1	6:26.944	3		<b>2:04.720</b>	47.704	42.066	<b>34.950</b>	177.6	6:16.773
4		2:06.608	48.236	42.618	35.754	176.4	8:33.552	4		2:05.035	47.651	42.376	35.008	177.9	8:21.808
5		2:06.487	48.160	42.731	35.596	173.9	10:40.039	5		2:05.032	<b>47.561</b>	42.385	35.086	180.3	10:26.840
6		2:06.548	48.567	42.618	35.363	172.8	12:46.587	6		2:04.914	47.820	42.118	34.976	178.5	12:31.754
7		2:06.582	48.449	42.695	35.438	173.3	14:53.169	7		2:04.779	47.642	42.123	35.014	181.5	14:36.533
8		2:06.297	48.450	<b>42.525</b>	<b>35.322</b>	171.1	16:59.466	8		2:05.429	47.730	42.307	35.392	179.4	16:41.962
9		2:06.477	48.368	42.634	35.475	171.4	19:05.943	9		2:06.073	47.953	42.513	35.607	178.5	18:48.035
10		2:06.325	48.310	42.629	35.386	173.3	21:12.268	10		2:05.016	47.987	42.068	34.961	179.4	20:53.051

**20**

Andrea Fernandez

**33**

Sylvain Xavier

**33**

EFICAR TEAM

R.A.C. CIRCUITO GUADALOPE

Vta	D	Tiempo	Sector 1	Sector 2	Sector 3	T. Spd	Elapsed	Vta	D	Tiempo	Sector 1	Sector 2	Sector 3	T. Spd	Elapsed
1		2:08.309	51.181	42.224	34.904	105.8	2:08.309	1		2:15.411	56.257	43.321	35.833	125.4	2:15.411
2		2:05.145	47.811	42.340	34.994	175.0	4:13.454	2		2:06.926	48.195	<b>42.785</b>	35.946	173.6	4:22.337
3		2:05.246	48.048	42.203	34.995	175.8	6:18.700	3		2:19.357	<b>47.973</b>	42.898	48.486	180.0	6:41.694
4		2:04.943	47.961	42.119	34.863	177.0	8:23.643	4		2:07.820	48.717	42.897	36.206	173.3	8:49.514
5		2:05.880	48.049	42.492	35.339	177.0	10:29.523	5		2:08.071	48.623	43.259	36.189	175.6	10:57.585
6		2:05.529	48.333	41.973	35.223	178.5	12:35.052	6		2:12.229	50.349	45.305	36.575	152.7	13:09.814
7		2:04.923	47.735	41.980	35.208	176.7	14:39.975	7		2:09.760	49.695	43.854	36.211	170.8	15:19.574
8		<b>2:04.574</b>	47.812	<b>41.859</b>	34.903	176.4	16:44.549	8		2:08.278	49.142	43.074	36.062	170.3	17:27.852
9		2:05.248	48.177	42.233	34.838	176.4	18:49.797	9		2:07.585	48.552	43.145	35.888	170.6	19:35.437
10		2:05.523	<b>47.711</b>	43.003	<b>34.809</b>	178.5	20:55.320	10		<b>2:06.831</b>	48.350	42.993	<b>35.488</b>	173.3	21:42.268

**23**

Mariano Esteban

**35**

Jose Maria Albal

**35**

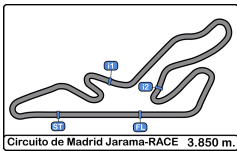
Rookie

VSR MOTORSPORT

ÚO- C&WUT UX&S&V&O&A&S&S&A

Vta	D	Tiempo	Sector 1	Sector 2	Sector 3	T. Spd	Elapsed	Vta	D	Tiempo	Sector 1	Sector 2	Sector 3	T. Spd	Elapsed
1		2:16.246	56.624	43.506	36.116	128.1	2:16.246	1		9:24.454	8:05.869	43.192	35.393	93.9	9:24.454
2		2:06.378	<b>47.906</b>	42.646	35.826	176.7	4:22.624	2		2:06.009	48.178	42.555	35.276	172.5	11:30.463
3		2:27.886	47.993	42.856	57.037	179.4	6:50.510	3		2:06.123	48.512	42.342	35.269	172.2	13:36.586
4		2:06.590	48.646	42.603	35.341	169.8	8:57.100	4		2:05.903	48.223	<b>42.240</b>	35.440	172.2	15:42.489
5		<b>2:05.805</b>	47.985	<b>42.437</b>	35.383	174.4	11:02.905	5		<b>2:05.615</b>	<b>48.065</b>	42.351	35.199	171.7	17:48.104
6		2:07.970	48.989	43.028	35.953	159.7	13:10.875	6		2:06.341	48.527	42.406	35.408	172.2	19:54.445
7		2:13.126	54.850	42.790	35.486	177.9	15:24.001	7		2:05.929	48.122	42.621	<b>35.186</b>	175.0	22:00.374
8		2:06.310	48.228	42.507	35.575	171.9	17:30.311								
9		2:05.805	48.032	42.443	<b>35.330</b>	173.6	19:36.116								
10		2:06.652	48.012	43.055	35.585	178.2	21:42.768								





**Circuito de Madrid Jarama - RACI**  
**SAXO TROPHY JARAMA RACE**  
**Carrera 1 Parrilla A (10V)**  
**Tiempos Por Vuelta**



**36** Miguel Rufino **44** Jesus Rodriguez

ESCUDERIA CARTHAGO

DESGUACES LA TORRE

Vta	D	Tiempo	Sector 1	Sector 2	Sector 3	T. Spd	Elapsed	Vta	D	Tiempo	Sector 1	Sector 2	Sector 3	T. Spd	Elapsed
1		2:12.020	53.789	42.906	35.325	115.7	2:12.020	1		2:09.135	51.777	42.188	35.170	113.5	2:09.135
2		2:05.594	47.874	42.606	35.114	175.3	4:17.614	2		2:05.808	48.388	42.310	35.110	180.6	4:14.943
3		2:06.236	47.896	42.853	35.487	175.8	6:23.850	3		2:05.296	47.664	42.331	35.301	178.2	6:20.239
4		2:05.894	47.802	42.827	35.265	173.6	8:29.744	4		2:05.092	47.688	42.193	35.211	177.6	8:25.331
5		2:05.890	47.858	42.778	35.254	173.9	10:35.634	5		2:05.217	47.503	42.330	35.384	178.8	10:30.548
6		2:06.143	47.999	42.722	35.422	173.0	12:41.777	6		2:05.550	47.789	42.277	35.484	178.2	12:36.098
7		2:05.822	47.797	42.697	35.328	173.6	14:47.599	7		2:05.623	47.830	42.386	35.407	177.9	14:41.721
8		2:06.033	48.014	42.610	35.409	172.5	16:53.632	8		2:05.902	48.051	42.400	35.451	176.7	16:47.623
9		2:06.140	47.928	42.868	35.344	171.7	18:59.772	9		2:06.216	48.214	42.610	35.392	174.1	18:53.839
10		2:06.294	47.991	42.856	35.447	174.4	21:06.066	10		2:06.165	48.044	42.517	35.604	176.7	21:00.004

**39** Ralf Henri **46** Gustavo Gomar

DESGUACES LA TORRE

RX PRO RACING

Vta	D	Tiempo	Sector 1	Sector 2	Sector 3	T. Spd	Elapsed	Vta	D	Tiempo	Sector 1	Sector 2	Sector 3	T. Spd	Elapsed
1		2:19.659	58.720	45.055	35.884	130.1	2:19.659	1		2:21.257	1:01.108	44.005	36.144	141.3	2:21.257
2		2:08.304	49.569	43.140	35.595	171.9	4:27.963	2		2:08.616	49.473	43.278	35.865	177.3	4:29.873
3		2:08.166	49.036	43.432	35.698	177.0	6:36.129	3		2:08.436	49.194	43.414	35.828	178.2	6:38.309
4		2:07.509	48.429	43.223	35.857	177.0	8:43.638	4		2:07.314	48.443	43.152	35.719	177.0	8:45.623
5		2:07.305	48.532	43.090	35.683	176.7	10:50.943	5		2:07.733	48.599	43.292	35.842	176.4	10:53.356
6		2:07.658	48.566	43.156	35.936	174.4	12:58.601	6		2:07.838	48.947	43.206	35.685	169.2	13:01.194
7		2:06.875	48.214	42.919	35.742	175.3	15:05.476	7		2:07.571	48.671	43.165	35.735	175.8	15:08.765
8		2:07.678	48.568	43.109	36.001	174.1	17:13.154	8		2:07.942	48.789	43.351	35.802	175.6	17:16.707
9		2:07.024	48.412	42.941	35.671	173.0	19:20.178	9		2:07.894	49.006	43.127	35.761	174.7	19:24.601
10		2:08.213	48.588	43.810	35.815	176.1	21:28.391	10		2:08.728	48.844	43.936	35.948	176.1	21:33.329

**41** Ivan Riera **48** Antonio Castillo

EFICAR TEAM

VSR MOTORSPORT

Vta	D	Tiempo	Sector 1	Sector 2	Sector 3	T. Spd	Elapsed	Vta	D	Tiempo	Sector 1	Sector 2	Sector 3	T. Spd	Elapsed
1		2:05.808	49.085	41.869	34.854	94.4	2:05.808	<b>49</b>							
2		2:04.320	47.778	41.782	34.760	180.0	4:10.128								
3		2:04.644	47.591	41.986	35.067	180.3	6:14.772								
4		2:04.943	48.085	42.090	34.768	177.3	8:19.715								
5		2:05.384	47.824	42.732	34.828	177.0	10:25.099	1		2:19.991	59.860	44.352	35.779	137.0	2:19.991
6		2:04.861	48.018	41.958	34.885	174.4	12:29.960	2		2:08.642	49.762	43.177	35.703	163.6	4:28.633
7		2:04.600	47.746	41.911	34.943	174.1	14:34.560	3		2:08.157	48.649	43.666	35.842	176.4	6:36.790
8		2:04.555	47.654	42.086	34.815	172.8	16:39.115	4		2:07.177	48.345	43.023	35.809	180.3	8:43.967
9		2:04.515	47.711	42.036	34.768	172.5	18:43.630	5		2:07.548	48.633	43.008	35.907	177.9	10:51.515
10		2:04.434	47.514	42.129	34.791	173.9	20:48.064	6		2:07.842	48.687	43.387	35.768	169.5	12:59.357
								7		2:06.775	48.371	42.925	35.479	180.0	15:06.132
								8		2:07.487	48.728	42.972	35.787	173.6	17:13.619
								9		2:07.678	48.698	43.170	35.810	174.4	19:21.297
								10		2:08.768	49.388	43.709	35.671	171.9	21:30.065

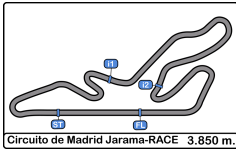
**43** Javier Albar **49** Jose Antonio Martin

DESGUACES LA TORRE

C.D PLEMAR SPORT

Vta	D	Tiempo	Sector 1	Sector 2	Sector 3	T. Spd	Elapsed	Vta	D	Tiempo	Sector 1	Sector 2	Sector 3	T. Spd	Elapsed
1		2:10.170	51.596	42.928	35.646	112.2	2:10.170								
2		2:05.485	47.768	42.348	35.369	178.2	4:15.655								
3		2:05.438	47.680	42.308	35.450	178.8	6:21.093								
4		2:05.495	47.663	42.327	35.505	177.3	8:26.588								
5		2:05.583	47.688	42.433	35.462	177.6	10:32.171								
6		2:05.689	47.866	42.418	35.405	176.7	12:37.860								
7		2:06.161	47.897	42.628	35.636	175.6	14:44.021								
8		2:05.767	47.914	42.402	35.451	175.3	16:49.788								
9		2:06.011	47.990	42.420	35.601	174.1	18:55.799								
10		2:05.072	47.545	42.365	35.162	176.1	21:00.871								





Circuito de Madrid Jarama - RACI  
**SAXO TROPHY JARAMA RACE**  
 Carrera 1 Parrilla A (10V)  
**Tiempos Por Vuelta**



**55** David Rodriguez **70** Santiago Castilla  
 DESGUACES LA TORRE EFICAR TEAM

Vta	D	Tiempo	Sector 1	Sector 2	Sector 3	T. Spd	Elapsed	Vta	D	Tiempo	Sector 1	Sector 2	Sector 3	T. Spd	Elapsed
1		2:13.927	54.987	42.781	36.159	118.4	2:13.927	1		2:06.714	49.685	42.037	34.992	103.8	2:06.714
2		2:07.055	48.723	42.795	35.537	169.0	4:20.982	2		2:04.855	47.800	42.051	35.004	180.3	4:11.569
3		2:07.031	48.064	43.481	35.486	178.8	6:28.013	3		2:04.474	47.472	42.042	34.960	177.6	6:16.043
4		2:06.626	48.214	42.742	35.670	175.3	8:34.639	4		2:05.108	47.784	42.296	35.028	178.8	8:21.151
5		2:07.329	48.272	43.097	35.960	179.4	10:41.968	5		2:05.314	47.411	42.904	34.999	177.6	10:26.465
6		2:06.896	48.676	42.765	35.455	176.4	12:48.864	6		2:04.589	47.842	41.855	34.892	179.4	12:31.054
7		2:06.543	48.098	42.585	35.860	176.1	14:55.407	7		2:04.852	47.688	42.060	35.104	180.6	14:35.906
8		2:06.089	48.157	42.349	35.583	174.7	17:01.496	8		2:05.614	47.972	42.534	35.108	177.0	16:41.520
9		2:06.224	48.095	42.560	35.569	175.3	19:07.720	9		2:04.721	47.886	41.912	34.923	175.6	18:46.241
10		2:05.860	47.880	42.545	35.435	177.3	21:13.580	10		2:04.164	47.148	42.041	34.975	176.1	20:50.405

**59** Vicente Valles **73** Fernando Paniagua  
 VSR MOTORSPORT VSR MOTORSPORT

Vta	D	Tiempo	Sector 1	Sector 2	Sector 3	T. Spd	Elapsed	Vta	D	Tiempo	Sector 1	Sector 2	Sector 3	T. Spd	Elapsed
1		2:19.112	57.187	44.325	37.600	128.7	2:19.112	1		2:08.042	50.351	42.332	35.359	109.4	2:08.042
2		2:07.453	48.618	43.055	35.780	176.1	4:26.565	2		2:04.742	47.563	42.166	35.013	179.4	4:12.784
3		2:06.499	48.116	42.618	35.765	176.7	6:33.064	3		2:05.140	48.031	42.105	35.004	173.3	6:17.924
4		2:06.959	48.391	42.905	35.663	177.0	8:40.023	4		2:04.743	47.743	42.101	34.899	177.6	8:22.667
5		2:06.650	48.560	42.475	35.615	173.0	10:46.673	5		2:05.297	47.756	42.306	35.235	178.5	10:27.964
6		2:06.030	48.118	42.418	35.494	173.9	12:52.703	6		2:04.972	47.657	42.181	35.134	177.3	12:32.936
7		2:07.338	48.153	42.845	36.340	177.9	15:00.041	7		2:05.003	47.617	42.176	35.210	178.8	14:37.939
8		2:06.848	48.134	42.821	35.893	176.1	17:06.889	8		2:05.171	47.848	42.173	35.150	177.9	16:43.110
9		2:06.347	48.184	42.822	35.341	176.1	19:13.236	9		2:05.129	47.668	42.071	35.390	177.3	18:48.239
10		2:26.027	48.562	59.192	38.273	177.6	21:39.263	10		2:06.901	48.741	42.917	35.243	179.4	20:55.140

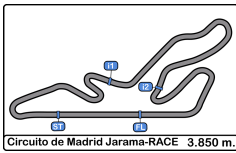
**60** Julian Mazuecos **75** Francisco Vazquez  
 CIUDAD DE GETAFE Rookie PROMOCOPIA

Vta	D	Tiempo	Sector 1	Sector 2	Sector 3	T. Spd	Elapsed	Vta	D	Tiempo	Sector 1	Sector 2	Sector 3	T. Spd	Elapsed
1		2:04.633	47.606	42.103	34.924	94.1	2:04.633	1		2:19.466	59.486	43.598	36.382	130.1	2:19.466
2		2:04.674	47.710	42.003	34.961	173.9	4:09.307	2		2:07.539	48.870	42.824	35.845	178.8	4:27.005
3		2:05.623	47.745	42.055	35.823	175.0	6:14.930	3		2:07.005	48.561	42.612	35.832	179.4	6:34.010
4		2:05.320	48.225	42.266	34.829	178.8	8:20.250	4		2:07.589	48.555	42.722	36.312	178.5	8:41.599
5		2:05.348	47.685	42.634	35.029	178.8	10:25.598	5		2:07.094	48.520	42.917	35.657	176.1	10:48.693
6		2:05.249	48.257	42.017	34.975	179.1	12:30.847	6		2:07.237	48.578	42.950	35.709	177.0	12:55.930
7		2:04.388	47.447	41.919	35.022	180.3	14:35.235	7		2:06.627	48.270	42.706	35.651	177.0	15:02.557
8		2:04.685	47.570	42.009	35.106	177.3	16:39.920	8		2:07.303	48.746	42.795	35.762	177.6	17:09.860
9		2:04.406	47.557	41.861	34.988	175.8	18:44.326	9		2:07.677	48.866	42.944	35.867	175.8	19:17.537
10		2:04.415	47.390	42.071	34.954	177.6	20:48.741	10		2:07.206	48.193	43.256	35.757	177.0	21:24.743

**64** Alexander Villanueva **76** Carlota Villanueva  
 EFICAR TEAM EFICAR TEAM

Vta	D	Tiempo	Sector 1	Sector 2	Sector 3	T. Spd	Elapsed	Vta	D	Tiempo	Sector 1	Sector 2	Sector 3	T. Spd	Elapsed
1		2:05.578	48.768	41.922	34.888	98.6	2:05.578	1		2:17.505	56.555	43.769	37.181	128.4	2:17.505
2		2:04.238	47.637	41.795	34.806	177.3	4:09.816	2		2:05.880	47.916	42.470	35.494	179.7	4:23.385
3		2:04.805	47.541	42.073	35.191	177.9	6:14.621	3		2:07.398	48.234	43.132	36.032	179.4	6:30.783
4		2:04.852	47.849	42.112	34.891	178.2	8:19.473	4		2:06.923	48.301	43.085	35.537	175.8	8:37.706
5		2:05.366	48.156	42.358	34.852	175.3	10:24.839	5		2:06.687	48.130	42.810	35.747	177.9	10:44.393
6		2:04.882	47.952	41.937	34.993	175.0	12:29.721	6		2:07.379	48.820	42.873	35.686	159.5	12:51.772
7			47.614	41.948		175.6		7		2:07.616	48.370	43.303	35.943	180.6	14:59.388
								8		2:06.875	48.394	42.899	35.582	173.9	17:06.263
								9		2:06.604	48.118	43.068	35.418	174.1	19:12.867
								10		2:25.719	48.541	1:00.286	36.892	177.0	21:38.586





**Circuito de Madrid Jarama - RACI**  
**SAXO TROPHY JARAMA RACE**  
**Carrera 1 Parrilla A (10V)**  
**Tiempos Por Vuelta**



77

Agustin Arce

Ôä[ (=) Äÿ[

85

Pablo Blanco

Ôä[ (=) Äÿ[

VSR MOTORSPORT

PROMOCOPIA

Vta	D	Tiempo	Sector 1	Sector 2	Sector 3	T. Spd	Elapsed	Vta	D	Tiempo	Sector 1	Sector 2	Sector 3	T. Spd	Elapsed
1		2:12.891	53.614	43.564	35.713	112.5	2:12.891	1		2:22.244	1:01.845	44.048	36.351	137.4	2:22.244
2		2:06.272	48.119	42.884	35.269	172.2	4:19.163	2		2:09.495	49.274	44.139	36.082	175.3	4:31.739
3		2:08.388	48.853	43.801	35.734	171.9	6:27.551	3		2:08.697	48.617	43.718	36.362	176.4	6:40.436
4		2:08.803	49.060	44.196	35.547	173.3	8:36.354	4		2:08.020	48.584	43.338	36.098	174.7	8:48.456
5		2:07.385	48.239	43.277	35.869	173.0	10:43.739	5		2:08.616	48.546	43.790	36.280	176.7	10:57.072
6		2:07.507	48.603	43.210	35.694	171.4	12:51.246	6		2:08.423	48.772	43.314	36.337	165.3	13:05.495
7		2:10.025	49.186	43.620	37.219	172.5	15:01.271	7		2:10.043	49.160	44.402	36.481	177.0	15:15.538
8		2:09.320	49.400	43.885	36.035	170.8	17:10.591	8		2:07.799	48.545	43.119	36.135	175.0	17:23.337
9		2:07.972	48.810	43.452	35.710	169.5	19:18.563	9		2:08.612	49.117	43.542	35.953	174.1	19:31.949
10		2:09.553	49.827	43.657	36.069	171.9	21:28.116	10		2:08.474	49.354	43.310	35.810	169.5	21:40.423

78

Angel Cabello

Ôä[ (=) Äÿ[

95

Gonzalo Alvarez

Ôä[ (=) Äÿ[

RASANTE SPORT

Rookie

PROMOCOPIA

Vta	D	Tiempo	Sector 1	Sector 2	Sector 3	T. Spd	Elapsed	Vta	D	Tiempo	Sector 1	Sector 2	Sector 3	T. Spd	Elapsed
1		2:14.172	55.705	43.225	35.242	120.0	2:14.172	1		2:22.456	1:01.874	44.315	36.267	132.5	2:22.456
2		2:06.226	48.287	42.667	35.272	177.3	4:20.398	2		2:10.448	49.450	44.157	36.841	172.8	4:32.904
3		2:07.367	48.151	43.710	35.506	180.6	6:27.765	3		2:07.809	48.761	42.739	36.309	178.5	6:40.713
4		2:06.473	48.020	42.931	35.522	177.9	8:34.238	4		2:07.960	48.936	43.185	35.839	177.3	8:48.673
5		2:07.371	48.419	43.031	35.921	177.6	10:41.609	5		2:08.705	49.068	43.361	36.276	176.7	10:57.378
6		2:09.022	49.418	44.060	35.544	175.3	12:50.631	6		2:08.423	49.195	43.143	36.085	168.7	13:05.801
7		2:09.568	48.438	44.085	37.045	177.9	15:00.199	7		2:09.279	49.214	43.558	36.507	179.4	15:15.080
8		2:13.592	50.342	45.980	37.270	165.8	17:13.791	8		2:07.830	48.317	43.372	36.141	176.1	17:22.910
9		2:28.504 P	51.171	46.541	50.792	155.8	19:42.295	9		2:09.258	49.382	44.257	35.619	171.9	19:32.168
10								10		2:09.458	49.563	43.915	35.980	177.9	21:41.626

79

Angel Lucena

Ôä[ (=) Äÿ[

96

Luis Alvarez

Ôä[ (=) Äÿ[

RASANTE SPORT

PROMOCOPIA

Vta	D	Tiempo	Sector 1	Sector 2	Sector 3	T. Spd	Elapsed	Vta	D	Tiempo	Sector 1	Sector 2	Sector 3	T. Spd	Elapsed
1		2:18.174	57.288	43.763	37.123	127.5	2:18.174	1		2:09.038	51.438	42.286	35.314	108.1	2:09.038
2		2:07.144	48.368	43.023	35.753	182.4	4:25.318	2		2:05.315	48.347	41.873	35.095	180.9	4:14.353
3		2:06.984	48.079	42.962	35.943	180.3	6:32.302	3		2:04.764	47.446	42.190	35.128	179.1	6:19.117
4		2:06.783	48.417	42.698	35.668	181.2	8:39.085	4		2:05.487	48.057	41.965	35.465	181.8	8:24.604
5		2:06.502	47.988	42.628	35.886	179.7	10:45.587	5		2:05.167	47.453	42.001	35.713	180.3	10:29.771
6		2:07.445	48.441	42.707	36.297	180.3	12:53.032								
7		2:07.180	48.129	43.019	36.032	181.5	15:00.212								
8		2:07.480	48.480	42.920	36.080	179.1	17:07.692								
9		2:06.818	48.151	42.997	35.670	179.1	19:14.510								
10		2:06.888	48.297		2:42.558	180.3	21:21.398								

80

Oscar Montalvo

Ôä[ (=) Äÿ[

98

Deogracias Millan

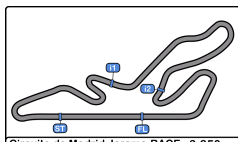
Ôä[ (=) Äÿ[

RX PRO RACING

RX PRO RACING

Vta	D	Tiempo	Sector 1	Sector 2	Sector 3	T. Spd	Elapsed	Vta	D	Tiempo	Sector 1	Sector 2	Sector 3	T. Spd	Elapsed
1		2:17.917	57.798	43.905	36.214	130.4	2:17.917	1		2:15.016	56.121	43.074	35.821	117.6	2:15.016
2		2:07.911	49.067	42.948	35.896	180.0	4:25.828	2		2:06.519	48.282	42.675	35.562	177.6	4:21.535
3		2:07.944	48.535	43.398	36.011	177.9	6:33.772	3		2:07.358	48.280	43.134	35.944	179.1	6:28.893
4		2:08.478	48.255	43.057	37.166	178.5	8:42.250	4		2:06.746	48.095	43.175	35.476	177.9	8:35.639
5		2:07.022	48.260	42.875	35.887	176.7	10:49.272	5		2:06.700	48.149	42.748	35.803	177.3	10:42.339
6		2:07.045	48.534	42.789	35.722	167.7	12:56.317	6		2:07.715	48.781	43.310	35.624	177.0	12:50.054
7		2:06.848	48.232	42.832	35.784	176.7	15:03.165	7		2:06.771	48.566	42.740	35.465	176.4	14:56.825
8		2:08.088	48.679	43.545	35.864	177.0	17:11.253	8		2:07.157	48.372	42.965	35.820	173.6	17:03.982
9		2:07.674	48.615	43.302	35.757	176.4	19:18.927	9		2:06.948	48.529	42.750	35.669	173.6	19:10.930
10		2:07.718	48.949	43.204	35.565	177.3	21:26.645	10		2:07.114	48.777	42.903	35.434	174.1	21:18.044





# Circuito de Madrid Jarama - RACI

## SAXO TROPHY JARAMA RACE

### Carrera 1 Parrilla A (10V)



Circuito de Madrid Jarama-RACE 3.850 m. 5 bz`jg]g

Num	Tiempo Vta.	8 ]Z%g
<b>Vta 1</b>		
60	2:04.633	
64	2:05.578	00.945
41	2:05.808	01.175
13	2:06.428	01.795
70	2:06.714	02.081
26	2:07.073	02.440
10	2:07.432	02.799
73	2:08.042	03.409
20	2:08.309	03.676
96	2:09.038	04.405
44	2:09.135	04.502
43	2:10.170	05.537
6	2:10.926	06.293
36	2:12.020	07.387
77	2:12.891	08.258
9	2:13.353	08.720
17	2:13.920	09.287
55	2:13.927	09.294
78	2:14.172	09.539
98	2:15.016	10.383
33	2:15.411	10.778
23	2:16.246	11.613
5	2:17.104	12.471
76	2:17.505	12.872
80	2:17.917	13.284
79	2:18.174	13.541
15	2:18.567	13.934
59	2:19.112	14.479
7	2:19.425	14.792
75	2:19.466	14.833
39	2:19.659	15.026
49	2:19.991	15.358
14	2:20.839	16.206
46	2:21.257	16.624
24	2:21.740	17.107
85	2:22.244	17.611
95	2:22.456	17.823
11	2:30.584	25.951
<b>Num</b>	<b>Tiempo Vta.</b>	<b>8 ]Z%g</b>
<b>Vta 2</b>		
60	2:04.674	
64	2:04.238	00.509
41	2:04.320	00.821
13	2:04.507	01.628
70	2:04.855	02.262
26	2:04.980	02.746
10	2:05.016	03.141
73	2:04.742	03.477
20	2:05.145	04.147
96	2:05.315	05.046
44	2:05.808	05.636
43	2:05.485	06.348
6	2:05.426	07.045
36	2:05.594	08.307
77	2:06.272	09.856
9	2:06.253	10.299

Num	Tiempo Vta.	8 ]Z%g
17	2:05.962	10.575
78	2:06.226	11.091
55	2:07.055	11.675
98	2:06.519	12.228
33	2:06.926	13.030
23	2:06.378	13.317
76	2:05.880	14.078
5	2:07.137	14.934
79	2:07.144	16.011
80	2:07.911	16.521
59	2:07.453	17.258
15	2:08.365	17.625
75	2:07.539	17.698
7	2:07.957	18.075
39	2:08.304	18.656
49	2:08.642	19.326
14	2:08.484	20.016
46	2:08.616	20.566
24	2:09.356	21.789
85	2:09.495	22.432
95	2:10.448	23.597
11	2:07.123	28.400
<b>Num</b>	<b>Tiempo Vta.</b>	<b>8 ]Z%g</b>
<b>Vta 3</b>		
64	2:04.805	
41	2:04.644	00.151
60	2:05.623	00.309
13	2:04.874	01.188
70	2:04.474	01.422
26	2:04.720	02.152
10	2:05.031	02.858
73	2:05.140	03.303
20	2:05.246	04.079
96	2:04.764	04.496
44	2:05.296	05.618
43	2:05.438	06.472
36	2:06.236	09.229
9	2:07.113	12.098
17	2:07.062	12.323
77	2:08.388	12.930
78	2:07.367	13.144
55	2:07.031	13.392
98	2:07.358	14.272
76	2:07.398	16.162
5	2:07.666	17.286
79	2:06.984	17.681
59	2:06.499	18.443
80	2:07.944	19.151
75	2:07.005	19.389
7	2:07.899	20.660
15	2:08.769	21.080
39	2:08.166	21.508
49	2:08.157	22.169
14	2:08.221	22.923
46	2:08.436	23.688
24	2:08.467	24.942
85	2:08.697	25.815

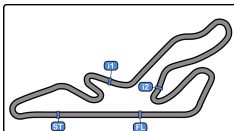
Num	Tiempo Vta.	8 ]Z%g
95	2:07.809	26.092
33	2:19.357	27.073
11	2:07.758	30.844
23	2:27.886	35.889
<b>Num</b>	<b>Tiempo Vta.</b>	<b>8 ]Z%g</b>
<b>Vta 4</b>		
64	2:04.852	
41	2:04.943	00.242
60	2:05.320	00.777
70	2:05.108	01.678
13	2:05.629	01.965
26	2:05.035	02.335
10	2:04.916	02.922
73	2:04.743	03.194
20	2:04.943	04.170
96	2:05.487	05.131
44	2:05.092	05.858
43	2:05.495	07.115
36	2:05.894	10.271
17	2:06.608	14.079
9	2:07.004	14.250
78	2:06.473	14.765
55	2:06.626	15.166
98	2:06.746	16.166
77	2:08.803	16.881
76	2:06.923	18.233
79	2:06.783	19.612
5	2:07.815	20.249
59	2:06.959	20.550
75	2:07.589	22.126
80	2:08.478	22.777
7	2:07.307	23.115
15	2:07.412	23.640
39	2:07.509	24.165
49	2:07.177	24.494
14	2:07.413	25.484
46	2:07.314	26.150
24	2:08.071	28.161
85	2:08.020	28.983
95	2:07.960	29.200
33	2:07.820	30.041
11	2:09.012	35.004
23	2:06.590	37.627
35	9:24.454	3 Laps
<b>Num</b>	<b>Tiempo Vta.</b>	<b>8 ]Z%g</b>
<b>Vta 5</b>		
64	2:05.366	
41	2:05.384	00.260
60	2:05.348	00.759
13	2:04.542	01.141
70	2:05.314	01.626
26	2:05.032	02.001
10	2:05.001	02.557
73	2:05.297	03.125
20	2:05.880	04.684
96	2:05.167	04.932
44	2:05.217	05.709

Num	Tiempo Vta.	8 ]Z%g
43	2:05.583	07.332
36	2:05.890	10.795
17	2:06.487	15.200
9	2:06.835	15.719
78	2:07.371	16.770
55	2:07.329	17.129
98	2:06.700	17.500
77	2:07.385	18.900
76	2:06.687	19.554
79	2:06.502	20.748
59	2:06.650	21.834
5	2:07.658	22.541
75	2:07.094	23.854
80	2:07.022	24.433
7	2:06.890	24.639
15	2:07.323	25.597
39	2:07.305	26.104
49	2:07.548	26.676
14	2:07.123	27.241
46	2:07.733	28.517
24	2:08.943	31.738
85	2:08.616	32.233
95	2:08.705	32.539
33	2:08.071	32.746
11	2:08.183	37.821
23	2:05.805	38.066
35	2:06.009	3 Laps
<b>Num</b>	<b>Tiempo Vta.</b>	<b>8 ]Z%g</b>
<b>Vta 6</b>		
64	2:04.882	
41	2:04.861	00.239
60	2:05.249	01.126
70	2:04.589	01.333
13	2:05.478	01.737
26	2:04.914	02.033
10	2:05.121	02.796
73	2:04.972	03.215
20	2:05.529	05.331
44	2:05.550	06.377
43	2:05.689	08.139
36	2:06.143	12.056
17	2:06.548	16.866
9	2:07.047	17.884
55	2:06.896	19.143
98	2:07.715	20.333
78	2:09.022	20.910
77	2:07.507	21.525
76	2:07.379	22.051
59	2:06.030	22.982
79	2:07.445	23.311
5	2:06.597	24.256
75	2:07.237	26.209
80	2:07.045	26.596
7	2:07.320	27.077
39	2:07.658	28.880
15	2:08.693	29.408
49	2:07.842	29.636

Num	Tiempo Vta.	8 ]Z%g
14	2:07.723	30.082
46	2:07.838	31.473
24	2:08.446	35.302
85	2:08.423	35.774
95	2:08.423	36.080
33	2:12.229	40.093
11	2:07.849	40.788
23	2:07.970	41.154
35	2:06.123	3 Laps
<b>Num</b>	<b>Tiempo Vta.</b>	<b>8 ]Z%g</b>
<b>Vta 7</b>		
41	2:04.600	
60	2:04.388	00.675
70	2:04.852	01.346
13	2:04.706	01.604
26	2:04.779	01.973
10	2:05.151	03.108
73	2:05.003	03.379
20	2:04.923	05.415
44	2:05.623	07.161
43	2:06.161	09.461
36	2:05.822	13.039
17	2:06.582	18.609
9	2:06.428	19.473
55	2:06.543	20.847
98	2:06.771	22.265
76	2:07.616	24.828
59	2:07.338	25.481
78	2:09.568	25.639
79	2:07.180	25.652
5	2:07.256	26.673
77	2:10.025	26.711
75	2:06.627	27.997
80	2:06.848	28.605
7	2:06.596	28.834
39	2:06.875	30.916
49	2:06.775	31.572
15	2:08.063	32.632
14	2:07.820	33.063
46	2:07.571	34.205
24	2:09.143	39.606
95	2:09.279	40.520
85	2:10.043	40.978
33	2:09.760	45.014
23	2:13.126	49.441
11	2:15.405	51.354
35	2:05.903	3 Laps
<b>Num</b>	<b>Tiempo Vta.</b>	<b>8 ]Z%g</b>
<b>Vta 8</b>		
41	2:04.555	
60	2:04.685	00.805
70	2:05.614	02.405
13	2:05.557	02.606
26	2:05.429	02.847
10	2:04.704	03.257
73	2:05.171	03.995
20	2:04.574	05.434







Circuito de Madrid Jarama - RACI  
**SAXO TROPHY JARAMA RACE**  
 Carrera 1 Parrilla A (10V)



Circuito de Madrid Jarama-RACE 3.850 m. 5 bz`jg`jg

Num	Tiempo Vta.	8  Z%	Num	Tiempo Vta.	8  Z%
44	2:05.902	08.508	46	2:07.894	40.971
43	2:05.767	10.673	24	2:08.838	47.993
36	2:06.033	14.517	85	2:08.612	48.319
17	2:06.297	20.351	95	2:09.258	48.538
9	2:06.287	21.205	33	2:07.585	51.807
55	2:06.089	22.381	23	2:05.805	52.486
98	2:07.157	24.867	11	2:07.258	57.199
76	2:06.875	27.148	78	2:28.504	58.665
59	2:06.848	27.774	35	2:06.341	3 Laps
79	2:07.480	28.577			

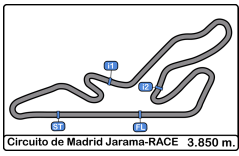
Num	Tiempo Vta.	8  Z%	Vta 10		
5	2:07.084	29.202	41	2:04.434	
75	2:07.303	30.745	60	2:04.415	00.677
77	2:09.320	31.476	70	2:04.164	02.341
80	2:08.088	32.138	13	2:04.198	02.950
7	2:08.146	32.425	26	2:05.016	04.987
39	2:07.678	34.039	10	2:06.905	06.616
49	2:07.487	34.504	73	2:06.901	07.076
78	2:13.592	34.676	20	2:05.523	07.256
15	2:07.477	35.554	44	2:06.165	11.940
14	2:07.643	36.151	43	2:05.072	12.807
46	2:07.942	37.592	36	2:06.294	18.002
24	2:08.619	43.670	17	2:06.325	24.204
95	2:07.830	43.795	9	2:06.602	25.283
85	2:07.799	44.222	55	2:05.860	25.516
33	2:08.278	48.737	98	2:07.114	29.980
23	2:06.310	51.196	79	2:06.888	33.334
11	2:07.657	54.456	5	2:07.011	34.468
35	2:05.615	3 Laps	75	2:07.206	36.679

Num	Tiempo Vta.	8  Z%	Vta 9		
41	2:04.515		7	2:06.438	37.575
60	2:04.406	00.696	80	2:07.718	38.581
70	2:04.721	02.611	77	2:09.553	40.052
13	2:05.095	03.186	39	2:08.213	40.327
10	2:05.403	04.145	15	2:07.619	41.541
26	2:06.073	04.405	49	2:08.768	42.001
73	2:05.129	04.609	14	2:07.692	42.770
20	2:05.248	06.167	46	2:08.728	45.265
44	2:06.216	10.209	76	2:25.719	50.522
43	2:06.011	12.169	59	2:26.027	51.199
36	2:06.140	16.142	85	2:08.474	52.359
17	2:06.477	22.313	24	2:09.979	53.538
9	2:06.425	23.115	95	2:09.458	53.562
55	2:06.224	24.090	33	2:06.831	54.204
98	2:06.948	27.300	23	2:06.652	54.704
76	2:06.604	29.237	11	2:07.705	1:00.470
59	2:06.347	29.606	35	2:05.929	3 Laps
79	2:06.818	30.880			

5	2:07.204	31.891			
75	2:07.677	33.907			
77	2:07.972	34.933			
80	2:07.674	35.297			
7	2:07.661	35.571			
39	2:07.024	36.548			
49	2:07.678	37.667			
15	2:07.317	38.356			
14	2:07.876	39.512			





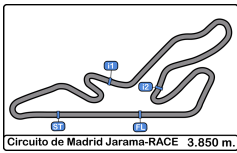


Circuito de Madrid Jarama - RACI  
SAXO TROPHY JARAMA RACE  
Carrera 1 Parrilla A (10V)  
GYW YbVJU @XYf



B	Piloto	Cat	Clas	Equipo	Vehiculo	Vta. Inicio	Vta. Fin	Vtas.	Total Laps
60	Julian Mazuecos			CIUDAD DE GETAFE	Öä[ (→) ÁJæ[	1	2	2	2
64	Alexander Villanueva			EFICAR TEAM	Öä[ (→) ÁJæ[	3	6	4	4
41	Ivan Riera			EFICAR TEAM	Öä[ (→) ÁJæ[	7	10	4	4





**Circuito de Madrid Jarama - RACI**  
**SAXO TROPHY JARAMA RACE**  
**Carrera 1 Parrilla A (10V)**  
**5 Mejores Tiempos**

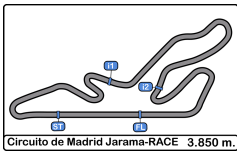


Circuito de Madrid Jarama-RACE 3,850 m.

Cls	B. Piloto	Cat	Cls	Equipo	Vehiculo	Mejor 1		Mejor 2		Mejor 3		Mejor 4		Mejor 5	
						Tiemp	Vta	Tiemp	Vta	Tiemp	Vta	Tiemp	Vta	Tiemp	Vta
1	70 Santiago Castilla			EFICAR TEAM	Óscar (⇒) ÁJ	2:04.164	10	2:04.474	3	2:04.589	6	2:04.721	9	2:04.852	7
2	13 R (⇒) ÁJ			ULTIMA VUELTA	Óscar (⇒) ÁJ	2:04.198	10	2:04.507	2	2:04.542	5	2:04.706	7	2:04.874	3
3	64 Alexander Villanueva			EFICAR TEAM	Óscar (⇒) ÁJ	2:04.238	2	2:04.805	3	2:04.852	4	2:04.882	6	2:05.366	5
4	41 Ivan Riera			EFICAR TEAM	Óscar (⇒) ÁJ	2:04.320	2	2:04.434	10	2:04.515	9	2:04.555	8	2:04.600	7
5	60 Julian Mazuecos			CIUDAD DE GETAFE	Óscar (⇒) ÁJ	2:04.388	7	2:04.406	9	2:04.415	10	2:04.633	1	2:04.674	2
6	20 Andrea Fernandez			EFICAR TEAM	Óscar (⇒) ÁJ	2:04.574	8	2:04.923	7	2:04.943	4	2:05.145	2	2:05.246	3
7	10 Alberto Lazaro			ALBERTO LAZARO	Óscar (⇒) ÁJ	2:04.704	8	2:04.916	4	2:05.001	5	2:05.016	2	2:05.031	3
8	26 Daniel Martinez			VSR MOTORSPORT	Óscar (⇒) ÁJ	2:04.720	3	2:04.779	7	2:04.914	6	2:04.980	2	2:05.016	10
9	73 Fernando Paniagua			VSR MOTORSPORT	Óscar (⇒) ÁJ	2:04.742	2	2:04.743	4	2:04.972	6	2:05.003	7	2:05.129	9
10	96 Luis Alvarez			PROMOCOPA	Óscar (⇒) ÁJ	2:04.764	3	2:05.167	5	2:05.315	2	2:05.487	4	2:09.038	1
11	43 Javier Albar			DESGUACES LA TORRE	Óscar (⇒) ÁJ	2:05.072	10	2:05.438	3	2:05.485	2	2:05.495	4	2:05.583	5
12	44 Jesus Rodriguez			DESGUACES LA TORRE	Óscar (⇒) ÁJ	2:05.092	4	2:05.217	5	2:05.296	3	2:05.550	6	2:05.623	7
13	6 Francisco Comendador			VSR MOTORSPORT	Óscar (⇒) ÁJ	2:05.426	2	2:10.926	1						
14	36 Miguel Rufino			ESCUDERIA CARTHAGO	Óscar (⇒) ÁJ	2:05.594	2	2:05.822	7	2:05.890	5	2:05.894	4	2:06.033	8
15	35 Jose Maria Albal			ÚO-CEWUT UXQVWQÁ	Óscar (⇒) ÁJ	2:05.615	5	2:05.903	4	2:05.929	7	2:06.009	2	2:06.123	3
16	23 Mariano Esteban	R	1	VSR MOTORSPORT	Óscar (⇒) ÁJ	2:05.805	5	2:05.805	9	2:06.310	8	2:06.378	2	2:06.590	4
17	55 David Rodriguez			DESGUACES LA TORRE	Óscar (⇒) ÁJ	2:05.860	10	2:06.089	8	2:06.224	9	2:06.543	7	2:06.626	4
18	76 Carlota Villanueva			EFICAR TEAM	Óscar (⇒) ÁJ	2:05.880	2	2:06.604	9	2:06.687	5	2:06.875	8	2:06.923	4
19	17 Francisco Jose Amaro			ULTIMA VUELTA	Óscar (⇒) ÁJ	2:05.962	2	2:06.297	8	2:06.325	10	2:06.477	9	2:06.487	5
20	59 Vicente Valles			VSR MOTORSPORT	Óscar (⇒) ÁJ	2:06.030	6	2:06.347	9	2:06.499	3	2:06.650	5	2:06.848	8
21	78 Angel Cabello			RASANTE SPORT	Óscar (⇒) ÁJ	2:06.226	2	2:06.473	4	2:07.367	3	2:07.371	5	2:09.022	6
22	9 Arkaitz Uranga			R.A.C. CIRCUITO GUADALOPE	Óscar (⇒) ÁJ	2:06.253	2	2:06.287	8	2:06.425	9	2:06.428	7	2:06.602	10
23	77 Agustin Arce			VSR MOTORSPORT	Óscar (⇒) ÁJ	2:06.272	2	2:07.385	5	2:07.507	6	2:07.972	9	2:08.388	3
24	7 Alvaro Ruiz			PROMOCOPA	Óscar (⇒) ÁJ	2:06.438	10	2:06.596	7	2:06.890	5	2:07.307	4	2:07.320	6
25	79 Angel Lucena			RASANTE SPORT	Óscar (⇒) ÁJ	2:06.502	5	2:06.783	4	2:06.818	9	2:06.888	10	2:06.984	3
26	98 Deogracias Millan			RX PRO RACING	Óscar (⇒) ÁJ	2:06.519	2	2:06.700	5	2:06.746	4	2:06.771	7	2:06.948	9
27	5 Jonathan Gomez			ÚO-CEWUT UXQVWQÁ	Óscar (⇒) ÁJ	2:06.597	6	2:07.011	10	2:07.084	8	2:07.137	2	2:07.204	9
28	75 Francisco Vazquez	R	2	PROMOCOPA	Óscar (⇒) ÁJ	2:06.627	7	2:07.005	3	2:07.094	5	2:07.206	10	2:07.237	6
29	49 Jose Antonio Martin			C.D PLEMAR SPORT	Óscar (⇒) ÁJ	2:06.775	7	2:07.177	4	2:07.487	8	2:07.548	5	2:07.678	9
30	33 Sylvain Xavier			R.A.C. CIRCUITO GUADALOPE	Óscar (⇒) ÁJ	2:06.831	10	2:06.926	2	2:07.585	9	2:07.820	4	2:08.071	5
31	80 Oscar Montalvo			RX PRO RACING	Óscar (⇒) ÁJ	2:06.848	7	2:07.022	5	2:07.045	6	2:07.674	9	2:07.718	10
32	39 Ralf Henri			DESGUACES LA TORRE	Óscar (⇒) ÁJ	2:06.875	7	2:07.024	9	2:07.305	5	2:07.509	4	2:07.658	6
33	11 Daniel Oliver			R.A.C. CIRCUITO GUADALOPE	Óscar (⇒) ÁJ	2:07.123	2	2:07.258	9	2:07.657	8	2:07.705	10	2:07.758	3
34	14 Antonio Honrado			PROMOCOPA	Óscar (⇒) ÁJ	2:07.123	5	2:07.413	4	2:07.643	8	2:07.692	10	2:07.723	6
35	46 Gustavo Gomar			RX PRO RACING	Óscar (⇒) ÁJ	2:07.314	4	2:07.571	7	2:07.733	5	2:07.838	6	2:07.894	9
36	15 Juan Ramon Garcia			DESGUACES LA TORRE	Óscar (⇒) ÁJ	2:07.317	9	2:07.323	5	2:07.412	4	2:07.477	8	2:07.619	10
37	85 Pablo Blanco			PROMOCOPA	Óscar (⇒) ÁJ	2:07.799	8	2:08.020	4	2:08.423	6	2:08.474	10	2:08.612	9
38	95 Gonzalo Alvarez	R	3	PROMOCOPA	Óscar (⇒) ÁJ	2:07.809	3	2:07.830	8	2:07.960	4	2:08.423	6	2:08.705	5
39	24 Marcos Gonzalez			ULTIMA VUELTA	Óscar (⇒) ÁJ	2:08.071	4	2:08.446	6	2:08.467	3	2:08.619	8	2:08.838	9
40	48 Antonio Castillo			VSR MOTORSPORT	Óscar (⇒) ÁJ										





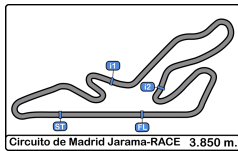


**Circuito de Madrid Jarama - RACE**  
**SAXO TROPHY JARAMA RACE**  
**Carrera 1 Parrilla A (10V)**  
**GYW YbVjUJi YHlg'Fzd]XUg**



Vta	<cfU8jU	HjYa dc'GYg]Ob	B. Piloto	Cat	Equipo	Vehiculo	Tiempo	Km/h
2	17:59:58.793	4:09.793	64 Alexander Villanueva		EFICAR TEAM	Ôãï [=] ÁÛæ[	2:04.238	111.5
10	18:16:39.382	20:50.382	70 Santiago Castilla		EFICAR TEAM	Ôãï [=] ÁÛæ[	2:04.164	111.6





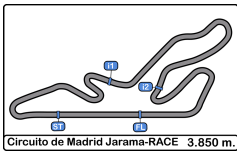
**Circuito de Madrid Jarama - RACI**  
**SAXO TROPHY JARAMA RACE**  
**Carrera 1 Parrilla A (10V)**



A Y t f ' A z l j a U J Y c v X U X ' X Y ' 9 j Y b r c

B.	Piloto	Cat	Clas	Equipo	Vehiculo	Km/h	GYG Cb
33	Sylvain Xavier			R.A.C. CIRCUITO	Óñ [ = ] Áñ [ ]	188.4	Cronometrados Parrilla A
79	Angel Lucena			RASANTE SPORT	Óñ [ = ] Áñ [ ]	182.4	Carrera 1 Parrilla A (10V)
96	Luis Alvarez			PROMOCOPA	Óñ [ = ] Áñ [ ]	181.8	Carrera 1 Parrilla A (10V)
26	Daniel Martinez			VSR MOTORSPORT	Óñ [ = ] Áñ [ ]	181.5	Carrera 1 Parrilla A (10V)
44	Jesus Rodriguez			DESGUACES LA TORRE	Óñ [ = ] Áñ [ ]	181.2	Entrenamiento Privado
60	Julian Mazuecos			CIUDAD DE GETAFE	Óñ [ = ] Áñ [ ]	181.2	Cronometrados Parrilla A
95	Gonzalo Alvarez	R	1	PROMOCOPA	Óñ [ = ] Áñ [ ]	180.6	Cronometrado Previo
78	Angel Cabello			RASANTE SPORT	Óñ [ = ] Áñ [ ]	180.6	Carrera 1 Parrilla A (10V)
70	Santiago Castilla			EFICAR TEAM	Óñ [ = ] Áñ [ ]	180.6	Carrera 1 Parrilla A (10V)
76	Carlota Villanueva			EFICAR TEAM	Óñ [ = ] Áñ [ ]	180.6	Carrera 1 Parrilla A (10V)
41	Ivan Riera			EFICAR TEAM	Óñ [ = ] Áñ [ ]	180.3	Carrera 1 Parrilla A (10V)
49	Jose Antonio Martin			C.D PLEMAR SPORT	Óñ [ = ] Áñ [ ]	180.3	Carrera 1 Parrilla A (10V)
64	Alexander Villanueva			EFICAR TEAM	Óñ [ = ] Áñ [ ]	180.0	Cronometrado Previo
10	Alberto Lazaro			ALBERTO LAZARO	Óñ [ = ] Áñ [ ]	180.0	Carrera 1 Parrilla A (10V)
80	Oscar Montalvo			RX PRO RACING	Óñ [ = ] Áñ [ ]	180.0	Carrera 1 Parrilla A (10V)
13	Ricard Cano			ULTIMA VUELTA	Óñ [ = ] Áñ [ ]	180.0	Carrera 1 Parrilla A (10V)
23	Mariano Esteban	R	2	VSR MOTORSPORT	Óñ [ = ] Áñ [ ]	179.4	Carrera 1 Parrilla A (10V)
75	Francisco Vazquez	R	3	PROMOCOPA	Óñ [ = ] Áñ [ ]	179.4	Carrera 1 Parrilla A (10V)
55	David Rodriguez			DESGUACES LA TORRE	Óñ [ = ] Áñ [ ]	179.4	Carrera 1 Parrilla A (10V)
7	Alvaro Ruiz			PROMOCOPA	Óñ [ = ] Áñ [ ]	179.4	Carrera 1 Parrilla A (10V)
73	Fernando Paniagua			VSR MOTORSPORT	Óñ [ = ] Áñ [ ]	179.4	Carrera 1 Parrilla A (10V)
20	Andrea Fernandez			EFICAR TEAM	Óñ [ = ] Áñ [ ]	179.1	Cronometrado Previo
98	Deogracias Millan			RX PRO RACING	Óñ [ = ] Áñ [ ]	179.1	Cronometrados Parrilla A
17	Francisco Jose Amaro			ULTIMA VUELTA	Óñ [ = ] Áñ [ ]	179.1	Carrera 1 Parrilla A (10V)
43	Javier Albar			DESGUACES LA TORRE	Óñ [ = ] Áñ [ ]	178.8	Carrera 1 Parrilla A (10V)
6	Francisco Comendador			VSR MOTORSPORT	Óñ [ = ] Áñ [ ]	178.5	Carrera 1 Parrilla A (10V)
27	Ramon Vidal	R	4	PROMOCOPA	Óñ [ = ] Áñ [ ]	178.2	Cronometrado Previo
77	Agustin Arce			VSR MOTORSPORT	Óñ [ = ] Áñ [ ]	178.2	Cronometrados Parrilla A
35	Jose Maria Albal			ÚO- CAVWUT UXŠUVOCÁ	Óñ [ = ] Áñ [ ]	178.2	Cronometrados Parrilla A
46	Gustavo Gomar			RX PRO RACING	Óñ [ = ] Áñ [ ]	178.2	Carrera 1 Parrilla A (10V)
14	Antonio Honrado			PROMOCOPA	Óñ [ = ] Áñ [ ]	177.9	Carrera 1 Parrilla A (10V)
59	Vicente Valles			VSR MOTORSPORT	Óñ [ = ] Áñ [ ]	177.9	Carrera 1 Parrilla A (10V)
4	Ricard Cano	R	5	PROMOCOPA	Óñ [ = ] Áñ [ ]	177.3	Cronometrado Previo
39	Ralf Henri			DESGUACES LA TORRE	Óñ [ = ] Áñ [ ]	177.3	Cronometrado Previo
15	Juan Ramon Garcia			DESGUACES LA TORRE	Óñ [ = ] Áñ [ ]	177.3	Carrera 1 Parrilla A (10V)
5	Jonathan Gomez			ÚOŠÁÚO- CAVWUT UXŠUVOCÁ	Óñ [ = ] Áñ [ ]	177.3	Carrera 1 Parrilla A (10V)
9	Arkaitz Uranga			R.A.C. CIRCUITO	Óñ [ = ] Áñ [ ]	177.0	Carrera 1 Parrilla A (10V)
85	Pablo Blanco			PROMOCOPA	Óñ [ = ] Áñ [ ]	177.0	Carrera 1 Parrilla A (10V)
48	Antonio Castillo			VSR MOTORSPORT	Óñ [ = ] Áñ [ ]	176.7	Entrenamiento Privado
24	Marcos Gonzalez			ULTIMA VUELTA	Óñ [ = ] Áñ [ ]	176.1	Carrera 1 Parrilla A (10V)
19	Juan Dominguez	R	6	AUTOMOVIL CLUB VEC	Óñ [ = ] Áñ [ ]	175.8	Cronometrado Previo
36	Miguel Rufino			ESCUDERIA CARTHAGO	Óñ [ = ] Áñ [ ]	175.8	Carrera 1 Parrilla A (10V)
11	Daniel Oliver			R.A.C. CIRCUITO	Óñ [ = ] Áñ [ ]	175.6	Entrenamiento Privado
65	Roberto Fernandez			CIUDAD DE GETAFE	Óñ [ = ] Áñ [ ]	175.6	Cronometrado Previo
8	Alex Tomas			ALEX TOMAS VARELA	Óñ [ = ] Áñ [ ]	175.6	Cronometrados Parrilla B
18	Carlos Arco			R.A.C. CIRCUITO	Óñ [ = ] Áñ [ ]	175.0	Cronometrado Previo
3	Óñ [ = ] Áñ [ ]			PROMOCOPA	Óñ [ = ] Áñ [ ]	174.1	Cronometrado Previo
86	Sergio Cabal			RASANTE SPORT	Óñ [ = ] Áñ [ ]	173.9	Cronometrado Previo
16	Victor Ambite	R	7	CIUDAD DE GETAFE	Óñ [ = ] Áñ [ ]	172.2	Cronometrados Parrilla B
22	Óñ [ = ] Áñ [ ]			R.A.C. CIRCUITO	Óñ [ = ] Áñ [ ]	171.9	Entrenamiento Privado
30	Mario Castro			PROMOCOPA	Óñ [ = ] Áñ [ ]	170.3	Cronometrados Parrilla B
54	Borja Arrizabalaga			PROMOCOPA	Óñ [ = ] Áñ [ ]	169.2	Entrenamiento Privado
12	Manuel Isidro	R	8	EFICAR TEAM	Óñ [ = ] Áñ [ ]	169.0	Cronometrado Previo
71	Tañ [ = ] Áñ [ ]			ULTIMA VUELTA	Óñ [ = ] Áñ [ ]	167.7	Cronometrados Parrilla B
37	Victor Cantin			VICTOR CANTIN PINILLA	Óñ [ = ] Áñ [ ]	166.6	Cronometrado Previo
123	Miguel Gonzalez			ESCUDERIA CENTRO	Toyota Aygo	152.3	Entrenamiento Privado
118	Javier Conejero			ESCUDERIA PLASENCIA	Toyota Aygo	151.6	Entrenamiento Privado





**Circuito de Madrid Jarama - RACI**  
**SAXO TROPHY JARAMA RACE**  
**Carrera 1 Parrilla A (10V)**

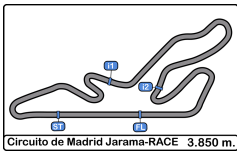


**A Ytf`Azl ja UJYcVXUX`XY`9j Ybtr**

<b>114</b>	Luis Quintana	MOTORISMO RACING	Toyota Aygo	<b>151.4</b>	Entrenamiento Privado
<b>177</b>	Jan Acero	ESCUADERIA BAIX	Toyota Aygo	<b>149.7</b>	Entrenamiento Privado
<b>110</b>	Adrian Agote	MOTORISMO RACING	Toyota Aygo	<b>149.5</b>	Cronometrados Parrilla B
<b>199</b>	Alberto Dorsch	RACE	Toyota Aygo	<b>148.5</b>	Entrenamiento Privado
<b>125</b>	Pablo Rodriguez		Toyota Aygo	<b>148.5</b>	Cronometrados Parrilla B
<b>161</b>	Jan Peral	JUAN MANUEL PERAL	Toyota Aygo	<b>146.7</b>	Cronometrados Parrilla B







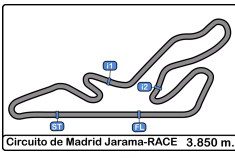
**Circuito de Madrid Jarama - RACI**  
**SAXO TROPHY JARAMA RACE**  
**Carrera 1 Parrilla A (10V)**  
**Cuentavueltas**



**VTA**

Nr	Pos	Grid	1	2	3	4	5	6	7	8	9	10
60	1	60	60	60	64	64	64	64	41	41	41	41
41	2	41	64	64	41	41	41	41	60	60	60	60
64	3	64	41	41	60	60	60	60	70	70	70	70
13	4	13	13	13	13	70	13	70	13	13	13	13
26	5	26	70	70	70	13	70	13	26	26	10	26
70	6	70	26	26	26	26	26	26	10	10	26	10
10	7	10	10	10	10	10	10	10	73	73	73	73
20	8	20	73	73	73	73	73	73	20	20	20	20
35	9	35	20	20	20	20	20	20	44	44	44	44
96	10	96	96	96	96	96	96	44	43	43	43	43
73	11	73	44	44	44	44	44	43	36	36	36	36
43	12	43	43	43	43	43	43	36	17	17	17	17
48	13	48	6	6	36	36	36	17	9	9	9	9
44	14	44	36	36	9	17	17	9	55	55	55	55
6	15	6	77	77	17	9	9	55	98	98	98	98
77	16	77	9	9	77	78	78	98	76	76	76	79
36	17	36	17	17	78	55	55	78	59	59	59	5
55	18	55	55	78	55	98	98	77	78	79	79	75
78	19	78	78	55	98	77	77	76	79	5	5	7
98	20	98	98	98	76	76	76	59	5	75	75	80
9	21	9	33	33	5	79	79	79	77	77	77	77
33	22	33	23	23	79	5	59	5	75	80	80	39
17	23	17	5	76	59	59	5	75	80	7	7	15
59	24	59	76	5	80	75	75	80	7	39	39	49
76	25	76	80	79	75	80	80	7	39	49	49	14
79	26	79	79	80	7	7	7	39	49	78	15	46
23	27	23	15	59	15	15	15	15	15	15	14	76
75	28	75	59	15	39	39	39	49	14	14	46	59
80	29	80	7	75	49	49	49	14	46	46	24	85
11	30	11	75	7	14	14	14	46	24	24	85	24
39	31	39	39	39	46	46	46	24	95	95	95	95
14	32	14	49	49	24	24	24	85	85	85	33	33
5	33	5	14	14	85	85	85	95	33	33	23	23
95	34	95	46	46	95	95	95	33	23	23	11	11
49	35	49	24	24	33	33	33	11	11	11	78	
15	36	15	85	85	11	11	11	23	35			
7	37	7	95	95	23	23	23	35				
85	38	85	11	11	35	35	35					
46	39	46	35	35								
24	40	24										

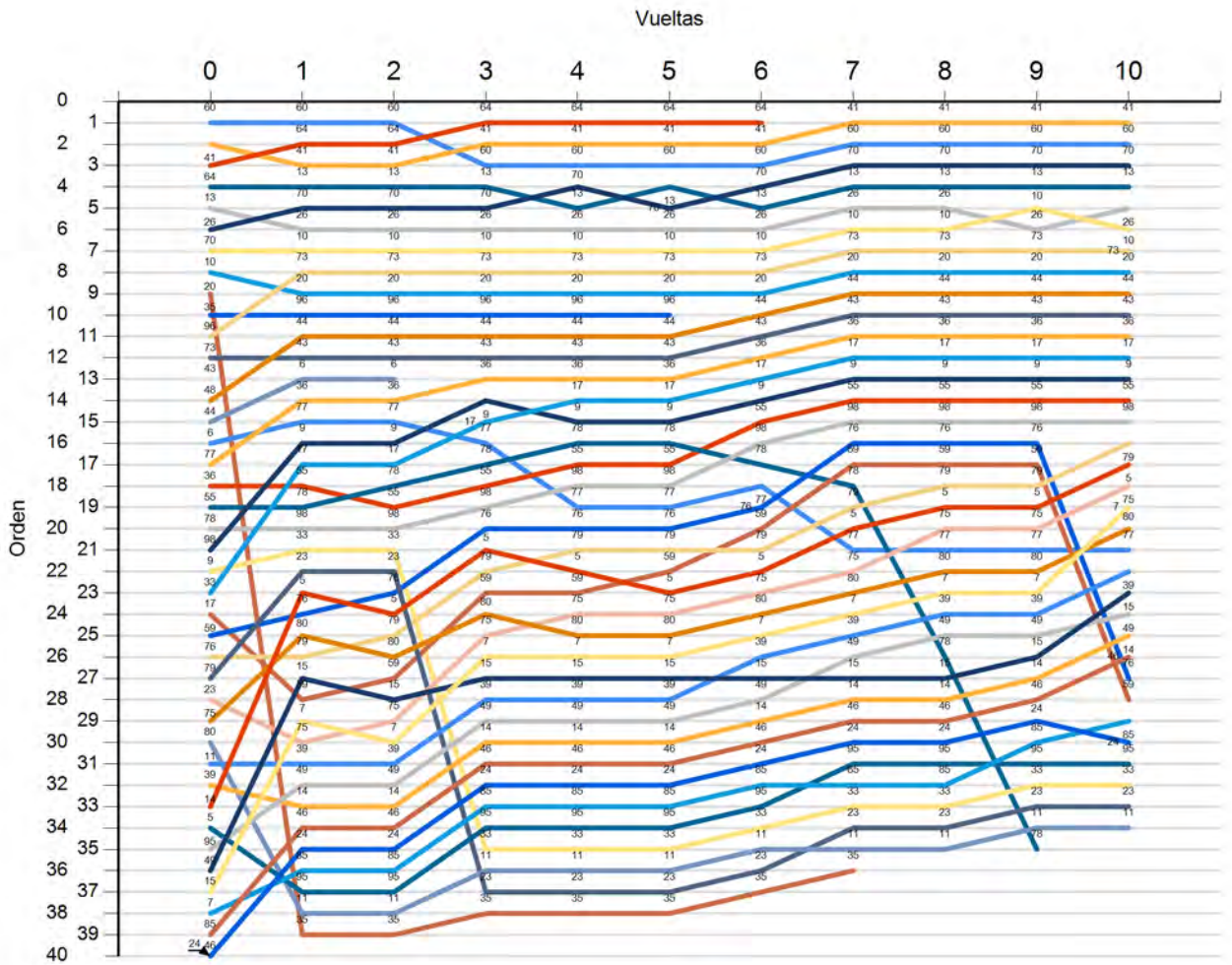


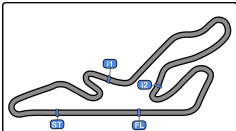


**Circuito de Madrid Jarama - RACI**  
**SAXO TROPHY JARAMA RACE**  
**Carrera 1 Parrilla A (10V)**  
**7i YbHJ i YHJg; fzZVc**



- 60
- 41
- 64
- 13
- 26
- 70
- 10
- 20
- 35
- 96
- 73
- 43
- 48
- 44
- 6
- 77
- 36
- 55
- 78
- 98
- 9
- 33
- 17
- 59
- 76
- 79
- 23
- 28
- 29
- 30
- 31
- 32
- 33
- 34
- 35
- 36
- 37
- 38
- 39
- 40





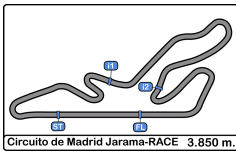
Circuito de Madrid Jarama - RACI  
**SAXO TROPHY JARAMA RACE**  
 Carrera 1 Parrilla A (10V)



**Tiempos Parada en Pit**

<u>Or</u> <u>d.</u>	<u>Nr.</u>	<u>In Day</u> <u>Time</u>	<u>Equipo/Concur</u> <u>sante</u>	<u>Nat</u>	<u>Piloto 1</u>	<u>Nat</u>	<u>Piloto 2</u>	<u>Nat</u>	<u>Vehiculo</u>	<u>Cat</u>	<u>T.</u> <u>Entrada</u>	<u>B.</u> <u>Parada</u>	<u>Tiempo</u> <u>Pit</u>	<u>Handicap</u>	<u>Dif.</u>
------------------------	------------	------------------------------	--------------------------------------	------------	-----------------	------------	-----------------	------------	-----------------	------------	-----------------------------	----------------------------	-----------------------------	-----------------	-------------

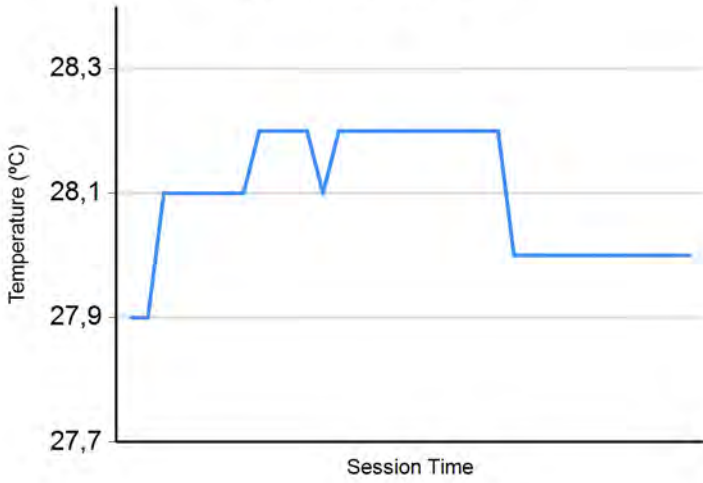




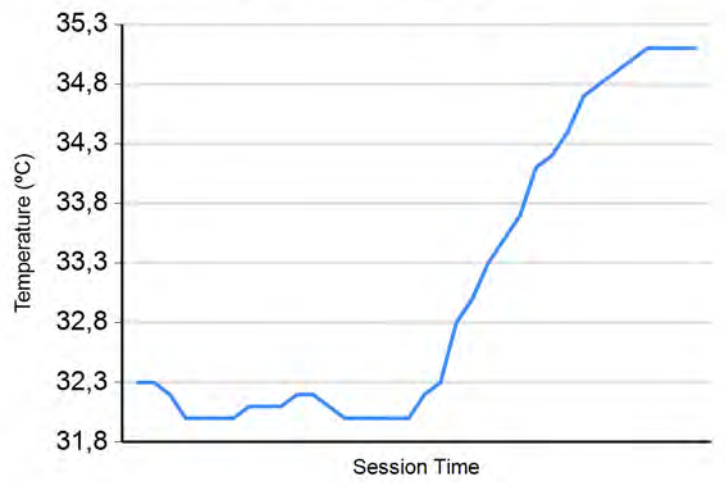
Circuito de Madrid Jarama - RACI  
 SAXO TROPHY JARAMA RACE  
 Carrera 1 Parrilla A (10V)  
 bZfa YA YHcfc`OE JVt



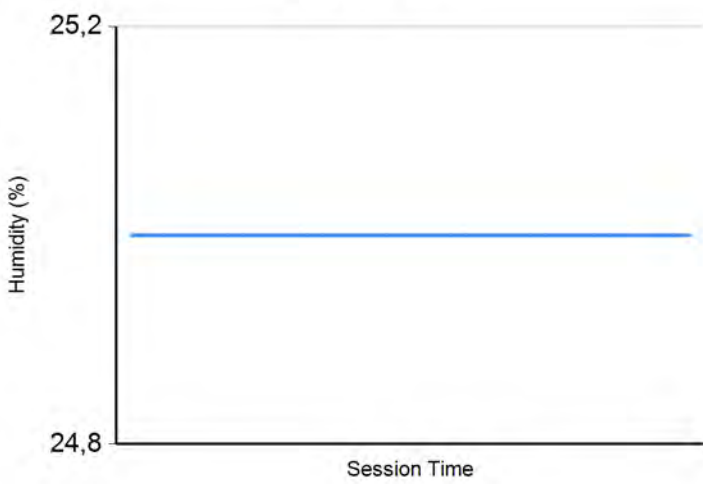
Temperatura Aire



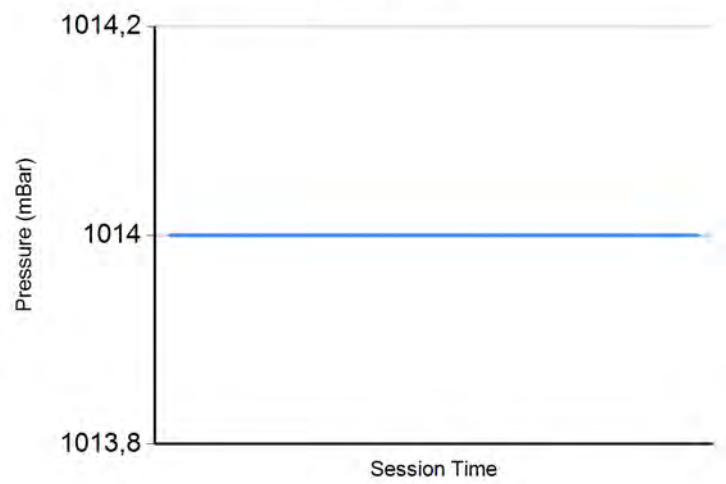
Temperatura Pista



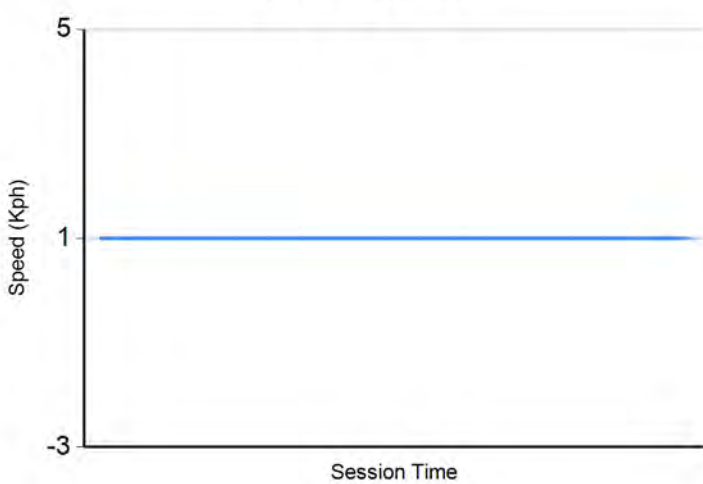
Humedad



Presión



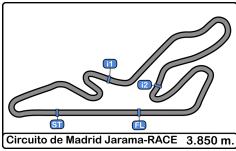
Velocidad Viento



Dirección Viento







**Circuito de Madrid Jarama - RACI**  
**SAXO TROPHY JARAMA RACE**  
**Carrera 1 Parrilla B (10V)**  
**Resultados Provisionales**



Clas	B.	Piloto	Cat	Clas	Equipo	Vehiculo	Vtas.	Tiempo Total	8 V%	Interval	Km/h	Mejor	Tiempo	Km/h
1	30	Mario Castro			PROMOCOPA	Ôäi [=] ÁÜæ[	10	21:16.126			108.6	7	2:06.495	109.5
2	22	Ó~ ä^i{ [ Áæ^:			R.A.C. CIRCUITO GUADALOPE	Ôäi [=] ÁÜæ[	10	21:16.973	0.847	0.847	108.5	7	2:06.764	109.3
3	18	Carlos Arco			R.A.C. CIRCUITO GUADALOPE	Ôäi [=] ÁÜæ[	10	21:17.183	1.057	0.210	108.5	8	2:06.407	109.6
4	54	Borja Arrizabalaga			PROMOCOPA	Ôäi [=] ÁÜæ[	10	21:27.725	11.599	10.542	107.6	3	2:07.765	108.4
5	8	Alex Tomas			ALEX TOMAS VARELA	Ôäi [=] ÁÜæ[	10	21:28.047	11.921	0.322	107.6	8	2:06.648	109.4
6	27	Ramon Vidal	R	1	PROMOCOPA	Ôäi [=] ÁÜæ[	10	21:31.935	15.809	3.888	107.2	3	2:07.569	108.6
7	12	Manuel Isidro	R	2	EFICAR TEAM	Ôäi [=] ÁÜæ[	10	21:37.545	21.419	5.610	106.8	5	2:08.136	108.1
8	71	T~ fi[ : ÁÜæ[ }			ULTIMA VUELTA	Ôäi [=] ÁÜæ[	10	21:42.837	26.711	5.292	106.3	6	2:08.324	108.0
9	16	Victor Ambite	R	3	CIUDAD DE GETAFE	Ôäi [=] ÁÜæ[	10	21:45.500	29.374	2.663	106.1	6	2:07.629	108.5
10	19	Juan Dominguez	R	4	AUTOMOVIL CLUB	Ôäi [=] ÁÜæ[	10	21:46.481	30.355	0.981	106.0	3	2:07.177	108.9
11	65	Fernandez - Cozar			CIUDAD DE GETAFE	Ôäi [=] ÁÜæ[	10	21:46.560	30.434	0.079	106.0	3	2:07.619	108.6
12	110	Adrian Agote			MOTORISMO RACING	Toyota Aygo	10	23:15.779	1:59.653	1:29.219	99.2	4	2:18.850	99.8
13	118	Javier Conejero			ESCUDERIA	Toyota Aygo	10	23:20.614	2:04.488	4.835	98.9	6	2:18.853	99.8
14	114	Luis Quintana			MOTORISMO RACING	Toyota Aygo	10	23:20.837	2:04.711	0.223	98.9	3	2:18.770	99.8
15	123	Miguel Gonzalez			ESCUDERIA CENTRO	Toyota Aygo	10	23:26.232	2:10.106	5.395	98.5	3	2:19.291	99.5
16	199	Alberto Dorsch			RACE	Toyota Aygo	10	23:37.226	2:21.100	10.994	97.7	2	2:20.475	98.6
17	161	Jan Peral			RACE DE WÓSÁÚÓÚÓÚÁ ÚÚÚ ÚÚÚ	Toyota Aygo	10	23:37.519	2:21.393	0.293	97.7	9	2:20.346	98.7
18	177	Jan Acero			ESCUDERIA BAIX	Toyota Aygo	10	23:37.844	2:21.718	0.325	97.7	9	2:19.980	99.0
19	3	Ó~ ä^i{ [ Áæ^:			PROMOCOPA	Ôäi [=] ÁÜæ[	9	19:08.236	1 Vta.	1 Vta.	108.6	7	2:06.316	109.7
20	125	Pablo Rodriguez				Toyota Aygo	9	21:16.536	1 Vta.	2:08.300	97.7	7	2:20.240	98.8

**Not classified: (Requirements: 75% of number laps of leader = 8 Laps)**

37		Victor Cantin			VICTOR CANTIN PINILLA	Ôäi [=] ÁÜæ[	7	23:16.602	3 Vtas.	2 Vtas.	69.4	4	2:12.380	104.6
86		Sergio Cabal			RASANTE SPORT	Ôäi [=] ÁÜæ[	6	13:06.227	4 Vtas.	1 Vta.	105.7	2	2:07.674	108.5
4		Ricard Cano	R		PROMOCOPA	Ôäi [=] ÁÜæ[	6	17:00.684	4 Vtas.	3:54.457	81.4	4	2:09.786	106.7

JHU" Fzd]XU: Wt~>Uj ]Yf MJ: Yn Yb & \$ \* % ' U % \$ - ' + ? a # ` Yb ~ Uj HU" +

Publicado a las:.....

Temp Pista: ' \* '%\$7

Temp Aire: &&\$' \$7

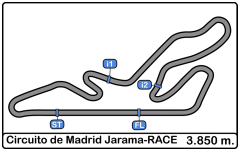
Humedad: 43 %

Estado Pista: SECA

Director Carrera:

Cronometrador:





**Circuito de Madrid Jarama - RACI**  
**SAXO TROPHY JARAMA RACE**  
**Carrera 1 Parrilla B (10V)**  
**Resultados Provisionales**



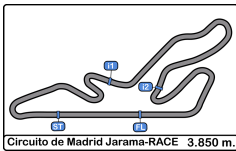
Publicado a las:.....

Temp Pista: 17°C    Temp Aire: 27°C    Humedad: 43 %    Estado Pista: **SECA**

**Director Carrera:**

**Cronometrador:**





**Circuito de Madrid Jarama - RACI**  
**SAXO TROPHY JARAMA RACE**  
**Carrera 1 Parrilla B (10V)**



F Ygi `hUXcg'Dfc j jgcbU'Yg'dcf 7 UH[ cf jU

Clas	B.	Piloto	Cat	Clas	Equipo	Vehiculo	Vtas.	Tiempo Total	8 Z%	Interval	Km/h	Mejor	Tiemp	Km/h
1	30	Mario Castro			PROMOCOPA	Ôäi [ => ÁJæp[	10	21:16.126			108.6	7	2:06.49	109.5
2	22	Ó~ 3^N{ [ Áæá^:			R.A.C. CIRCUITO	Ôäi [ => ÁJæp[	10	21:16.973	0.847	0.847	108.5	7	2:06.76	109.3
3	18	Carlos Arco			R.A.C. CIRCUITO	Ôäi [ => ÁJæp[	10	21:17.183	1.057	0.210	108.5	8	2:06.40	109.6
4	54	Borja Arrizabalaga			PROMOCOPA	Ôäi [ => ÁJæp[	10	21:27.725	11.599	10.542	107.6	3	2:07.76	108.4
5	8	Alex Tomas			ALEX TOMAS VARELA	Ôäi [ => ÁJæp[	10	21:28.047	11.921	0.322	107.6	8	2:06.64	109.4
6	71	T æj ^ Á^ fi [ :			ULTIMA VUELTA	Ôäi [ => ÁJæp[	10	21:42.837	26.711	14.790	106.3	6	2:08.32	108.0
7	65	Roberto Fernandez			CIUDAD DE GETAFE	Ôäi [ => ÁJæp[	10	21:46.560	30.434	3.723	106.0	3	2:07.61	108.6
8	110	Adrian Agote			MOTORISMO RACING	Toyota Aygo	10	23:15.779	1:59.653	1:29.219	99.2	4	2:18.85	99.8
9	118	Javier Conejero			ESCUDERIA PLASENCIA	Toyota Aygo	10	23:20.614	2:04.488	4.835	98.9	6	2:18.85	99.8
10	114	Luis Quintana			MOTORISMO RACING	Toyota Aygo	10	23:20.837	2:04.711	0.223	98.9	3	2:18.77	99.8
11	123	Miguel Gonzalez			ESCUDERIA CENTRO	Toyota Aygo	10	23:26.232	2:10.106	5.395	98.5	3	2:19.29	99.5
12	199	Alberto Dorsch			RACE	Toyota Aygo	10	23:37.226	2:21.100	10.994	97.7	2	2:20.47	98.6
13	161	Jan Peral			JUAN MANUEL PERAL	Toyota Aygo	10	23:37.519	2:21.393	0.293	97.7	9	2:20.34	98.7
14	177	Jan Acero			ESCUDERIA BAIX	Toyota Aygo	10	23:37.844	2:21.718	0.325	97.7	9	2:19.98	99.0
15	3	Ôæj Áæá^:			PROMOCOPA	Ôäi [ => ÁJæp[	9	19:08.236	1 Vta.	1 Vta.	108.6	7	2:06.31	109.7
16	125	Pablo Rodriguez				Toyota Aygo	9	21:16.536	1 Vta.	2:08.300	97.7	7	2:20.24	98.8

**Not classified: (Requirements: 75% of number laps of leader = 8 Laps)**

37	Victor Cantin			VICTOR CANTIN PINILLA	Ôäi [ => ÁJæp[	7	23:16.602	3 Vtas.	2 Vtas.	69.4	4	2:12.38	104.6
86	Sergio Cabal			RASANTE SPORT	Ôäi [ => ÁJæp[	6	13:06.227	4 Vtas.	1 Vta.	105.7	2	2:07.67	108.5

**Rookie**

Clas	B.	Piloto	Cat	Clas	Equipo	Vehiculo	Vtas.	Tiempo Total	8 Z%	Interval	Km/h	Mejor	Tiemp	Km/h
1	27	Ramon Vidal	R	1	PROMOCOPA	Ôäi [ => ÁJæp[	10	21:31.935			107.2	3	2:07.56	108.6
2	12	Manuel Isidro	R	2	EFICAR TEAM	Ôäi [ => ÁJæp[	10	21:37.545	5.610	5.610	106.8	5	2:08.13	108.1
3	16	Victor Ambite	R	3	CIUDAD DE GETAFE	Ôäi [ => ÁJæp[	10	21:45.500	13.565	7.955	106.1	6	2:07.62	108.5
4	19	Juan Dominguez	R	4	AUTOMOVIL CLUB VEC	Ôäi [ => ÁJæp[	10	21:46.481	14.546	0.981	106.0	3	2:07.17	108.9

**Not classified: (Requirements: 75% of number laps of leader = 8 Laps)**

4	Ricard Cano		R	5	PROMOCOPA	Ôäi [ => ÁJæp[	6	17:00.684	4 Vtas.	4 Vtas.	81.4	4	2:09.78	106.7
---	-------------	--	---	---	-----------	----------------	---	-----------	---------	---------	------	---	---------	-------

JHU'FzdjXU: Wë"~>Uj jYf' MU Yn'Yb'&\$\* " % 'U%- "+?a # `Yb`Uj HU'+

Publicado a las:.....

Temp Pista: ' \* '%\$7

Temp Aire: &&'\$ 7

Humedad: 43 %

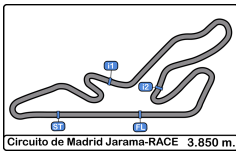
Estado Pista: SECA

Director Carrera:

Cronometrador:







**Circuito de Madrid Jarama - RACI**  
**SAXO TROPHY JARAMA RACE**  
**Carrera 1 Parrilla B (10V)**

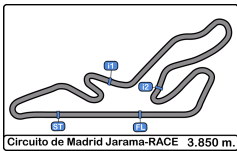


Circuito de Madrid Jarama-RACE 3.850 m.

7 Ugl]ZVUW]OB Dfcf Jg]cbU dcf Ji YHUFzd]XUXYD]clt

Cl	B.	Equipo/Concursante	Vehiculo	Piloto	Cat	Cl	Vtas.	Mejor	Tiempo	g]Z%	Interval	Km/h
1	3	PROMOCOPA	Óai [ => ÁJae[	Óai [ => ÁJae[			9	7	2:06.316			109.7
2	18	R.A.C. CIRCUITO GUADALO	Óai [ => ÁJae[	Carlos Arco			10	8	2:06.407	0.091	0.091	109.6
3	30	PROMOCOPA	Óai [ => ÁJae[	Mario Castro			10	7	2:06.495	0.179	0.088	109.5
4	8	ALEX TOMAS VARELA	Óai [ => ÁJae[	Alex Tomas			10	8	2:06.648	0.332	0.153	109.4
5	22	R.A.C. CIRCUITO GUADALO	Óai [ => ÁJae[	Óai [ => ÁJae[			10	7	2:06.764	0.448	0.116	109.3
6	19	AUTOMOVIL CLUB VEC	Óai [ => ÁJae[	Juan Dominguez	R	1	10	3	2:07.177	0.861	0.413	108.9
7	27	PROMOCOPA	Óai [ => ÁJae[	Ramon Vidal	R	2	10	3	2:07.569	1.253	0.392	108.6
8	65	CIUDAD DE GETAFE	Óai [ => ÁJae[	Fernandez - Cozar			10	3	2:07.619	1.303	0.050	108.6
9	16	CIUDAD DE GETAFE	Óai [ => ÁJae[	Victor Ambite	R	3	10	6	2:07.629	1.313	0.010	108.5
10	86	RASANTE SPORT	Óai [ => ÁJae[	Sergio Cabal			6	2	2:07.674	1.358	0.045	108.5
11	54	PROMOCOPA	Óai [ => ÁJae[	Borja Arrizabalaga			10	3	2:07.765	1.449	0.091	108.4
12	12	EFICAR TEAM	Óai [ => ÁJae[	Manuel Isidro	R	4	10	5	2:08.136	1.820	0.371	108.1
13	71	ULTIMA VUELTA	Óai [ => ÁJae[	T * fi [ : ÁJae [ }			10	6	2:08.324	2.008	0.188	108.0
14	4	PROMOCOPA	Óai [ => ÁJae[	Ricard Cano	R	5	6	4	2:09.786	3.470	1.462	106.7
15	37	VICTOR CANTIN PINILLA	Óai [ => ÁJae[	Victor Cantin			7	4	2:12.380	6.064	2.594	104.6
16	114	MOTORISMO RACING TEAM	Toyota Aygo	Luis Quintana			10	3	2:18.770	12.454	6.390	99.8
17	110	MOTORISMO RACING TEAM	Toyota Aygo	Adrian Agote			10	4	2:18.850	12.534	0.080	99.8
18	118	ESCUADERIA PLASENCIA	Toyota Aygo	Javier Conejero			10	6	2:18.853	12.537	0.003	99.8
19	123	ESCUADERIA CENTRO	Toyota Aygo	Miguel Gonzalez			10	3	2:19.291	12.975	0.438	99.5
20	177	ESCUADERIA BAIX EMPORD	Toyota Aygo	Jan Acero			10	9	2:19.980	13.664	0.689	99.0
21	125		Toyota Aygo	Pablo Rodriguez			9	7	2:20.240	13.924	0.260	98.8
22	161	JUAN MANUEL PERAL MARI	Toyota Aygo	Jan Peral			10	9	2:20.346	14.030	0.106	98.7
23	199	RACE	Toyota Aygo	Alberto Dorsch			10	2	2:20.475	14.159	0.129	98.6



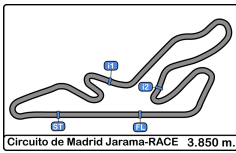


**Circuito de Madrid Jarama - RACI**  
**SAXO TROPHY JARAMA RACE**  
**Carrera 1 Parrilla B (10V)**  
**Distancia y Velocidad Media**



Clas	B.	Piloto	Cat	Clas	Equipo	Vehiculo	Vtas.	Distancia	Tiempo Total	Km/h
1	30	Mario Castro			PROMOCOPA	Öst[ => Álex[	10	38.50	21:16.126	108.6
2	22	Óscar [Arañá:			R.A.C. CIRCUITO GUADALOPE	Öst[ => Álex[	10	38.50	21:16.973	108.5
3	18	Carlos Arco			R.A.C. CIRCUITO GUADALOPE	Öst[ => Álex[	10	38.50	21:17.183	108.5
4	54	Borja Arrizabalaga			PROMOCOPA	Öst[ => Álex[	10	38.50	21:27.725	107.6
5	8	Alex Tomas			ALEX TOMAS VARELA	Öst[ => Álex[	10	38.50	21:28.047	107.6
6	27	Ramon Vidal	R	1	PROMOCOPA	Öst[ => Álex[	10	38.50	21:31.935	107.2
7	12	Manuel Isidro	R	2	EFICAR TEAM	Öst[ => Álex[	10	38.50	21:37.545	106.8
8	71	Taraján, J.:			ULTIMA VUELTA	Öst[ => Álex[	10	38.50	21:42.837	106.3
9	16	Victor Ambite	R	3	CIUDAD DE GETAFE	Öst[ => Álex[	10	38.50	21:45.500	106.1
10	19	Juan Dominguez	R	4	AUTOMOVIL CLUB VEC	Öst[ => Álex[	10	38.50	21:46.481	106.0
11	65	Roberto Fernandez			CIUDAD DE GETAFE	Öst[ => Álex[	10	38.50	21:46.560	106.0
12	110	Adrian Agote			MOTORISMO RACING TEAM	Toyota Aygo	10	38.50	23:15.779	99.2
13	118	Javier Conejero			ESCUDERIA PLASENCIA	Toyota Aygo	10	38.50	23:20.614	98.9
14	114	Luis Quintana			MOTORISMO RACING TEAM	Toyota Aygo	10	38.50	23:20.837	98.9
15	123	Miguel Gonzalez			ESCUDERIA CENTRO	Toyota Aygo	10	38.50	23:26.232	98.5
16	199	Alberto Dorsch			RACE	Toyota Aygo	10	38.50	23:37.226	97.7
17	161	Jan Peral			RACE DE WOSÁVÓÚCSÁR DE G U	Toyota Aygo	10	38.50	23:37.519	97.7
18	177	Jan Acero			ESCUDERIA BAIX EMPORDA	Toyota Aygo	10	38.50	23:37.844	97.7
19	3	Óscar [Arañá:			PROMOCOPA	Öst[ => Álex[	9	34.65	19:08.236	108.6
20	125	Pablo Rodriguez				Toyota Aygo	9	34.65	21:16.536	97.7
21	37	Victor Cantin			VICTOR CANTIN PINILLA	Öst[ => Álex[	7	26.95	23:16.602	69.4
22	86	Sergio Cabal			RASANTE SPORT	Öst[ => Álex[	6	23.10	13:06.227	105.7
23	4	Ricard Cano	R	5	PROMOCOPA	Öst[ => Álex[	6	23.10	17:00.684	81.4





Circuito de Madrid Jarama - RACI  
SAXO TROPHY JARAMA RACE  
Carrera 1 Parrilla B (10V)  
**Tiempos Por Vuelta**



**3** **Victor Ambite** **16** Victor Ambite **CIUDAD DE GETAFE**  
Rookie PROMOCOPA

Vta	D	Tiempo	Sector 1	Sector 2	Sector 3	T. Spd	Elapsed	Vta	D	Tiempo	Sector 1	Sector 2	Sector 3	T. Spd	Elapsed
1		2:09.218	50.269	43.302	35.647	95.2	2:09.218	1		2:17.148	53.742	45.863	37.543	104.3	2:17.148
2		2:07.346	48.264	43.285	35.797	175.3	4:16.564	2		2:09.405	49.082	43.845	36.478	176.4	4:26.553
3		2:07.216	48.214	43.362	35.640	170.3	6:23.780	3		2:11.026	50.976	44.044	36.006	175.6	6:37.579
4		2:08.792	48.628	43.210	36.954	169.5	8:32.572	4		2:08.606	<b>48.663</b>	43.615	36.328	173.9	8:46.185
5		2:06.924	48.336	43.033	<b>35.555</b>	173.3	10:39.496	5		2:08.760	49.133	43.663	35.964	173.6	10:54.945
6		2:07.695	48.700	43.134	35.861	176.1	12:47.191	6		<b>2:07.629</b>	48.721	<b>43.501</b>	<b>35.407</b>	173.9	13:02.574
7		<b>2:06.316</b>	<b>48.056</b>	<b>42.640</b>	35.620	173.3	14:53.507	7		2:08.166	48.767	43.785	35.614	175.6	15:10.740
8		2:06.825	48.176	42.727	35.922	173.3	17:00.332	8		2:13.022	49.623	44.224	39.175	163.3	17:23.762
9		2:07.904	49.124	43.222	35.558	171.1	19:08.236	9		2:11.779	49.032	44.139	38.608	172.5	19:35.541
								10		2:09.959	49.002	44.718	36.239	168.7	21:45.500

**4** **Ricard Cano** **18** Carlos Arco **R.A.C. CIRCUITO GUADALOPE**  
Rookie PROMOCOPA

Vta	D	Tiempo	Sector 1	Sector 2	Sector 3	T. Spd	Elapsed	Vta	D	Tiempo	Sector 1	Sector 2	Sector 3	T. Spd	Elapsed
1		2:20.455	51.707	<b>42.850</b>	45.898	99.5	2:20.455	1		2:10.072	51.278	43.044	35.750	97.6	2:10.072
2		2:16.780 P	<b>48.846</b>	44.411	43.523	173.3	4:37.235	2		2:07.908	48.882	43.062	35.964	173.9	4:17.980
3		5:08.058	3:47.245	44.448	36.365	81.4	9:45.293	3		2:07.714	49.036	42.852	35.826	176.1	6:25.694
4		<b>2:09.786</b>	49.073	44.442	36.271	168.4	11:55.079	4		2:07.207	48.491	42.743	35.973	175.8	8:32.901
5		2:10.446	49.800	44.644	<b>36.002</b>	165.3	14:05.525	5		2:07.742	49.248	42.913	35.581	172.2	10:40.643
6		2:55.159 P	1:12.024	50.926	52.209	108.6	17:00.684	6		2:07.433	48.907	43.024	<b>35.502</b>	174.4	12:48.076

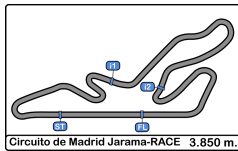
**8** **Alex Tomas** **19** Juan Dominguez **AUTOMOVIL CLUB VEC**  
ALEX TOMAS VARELA

Vta	D	Tiempo	Sector 1	Sector 2	Sector 3	T. Spd	Elapsed	Vta	D	Tiempo	Sector 1	Sector 2	Sector 3	T. Spd	Elapsed
1		2:16.472	53.857	45.377	37.238	100.0	2:16.472	1		2:15.877	54.390	44.241	37.246	112.0	2:15.877
2		2:09.193	49.311	43.817	36.065	176.1	4:25.665	2		2:09.182	49.708	43.752	35.722	167.1	4:25.059
3		2:06.901	48.203	43.202	35.496	178.8	6:32.566	3		<b>2:07.177</b>	<b>48.591</b>	<b>42.952</b>	<b>35.634</b>	177.3	6:32.236
4		2:08.237	48.352	43.603	36.282	180.0	8:40.803	4		2:09.260	49.287	43.973	36.000	172.2	8:41.496
5		2:10.063	49.045	43.387	37.631	179.1	10:50.866	5		2:09.779	49.150	43.731	36.898	172.5	10:51.275
6		2:07.643	<b>48.192</b>	43.354	36.097	175.3	12:58.509	6		2:08.779	48.905	43.638	36.236	171.4	13:00.054
7		2:08.606	48.997	43.717	35.892	176.1	15:07.115	7		2:10.179	49.339	44.301	36.539	168.4	15:10.233
8		<b>2:06.648</b>	48.217	42.948	<b>35.483</b>	179.4	17:13.763	8		2:11.260	49.264	44.791	37.205	167.7	17:21.493
9		2:07.358	48.217	42.883	36.258	174.4	19:21.121	9		2:11.849	50.155	44.538	37.156	166.4	19:33.342
10		2:06.926	48.304	<b>42.801</b>	35.821	174.7	21:28.047	10		2:13.139	50.586	45.076	37.477	154.0	21:46.481

**12** **Manuel Isidro** **22** **Óscar Rodríguez** **R.A.C. CIRCUITO GUADALOPE**  
Rookie EFICAR TEAM

Vta	D	Tiempo	Sector 1	Sector 2	Sector 3	T. Spd	Elapsed	Vta	D	Tiempo	Sector 1	Sector 2	Sector 3	T. Spd	Elapsed
1		2:18.324	53.665	43.667	40.992	108.8	2:18.324	1		2:09.491	50.759	43.017	35.715	98.4	2:09.491
2		2:09.065	49.053	43.828	36.184	171.7	4:27.389	2		2:07.697	49.085	42.895	35.717	172.2	4:17.188
3		2:08.556	48.998	43.683	35.875	171.4	6:35.945	3		2:07.145	49.020	42.701	<b>35.424</b>	177.3	6:24.333
4		2:08.276	48.894	<b>43.653</b>	35.729	169.5	8:44.221	4		2:07.296	48.622	42.852	35.822	172.8	8:31.629
5		<b>2:08.136</b>	48.812	43.709	<b>35.615</b>	170.6	10:52.357	5		2:06.970	<b>48.386</b>	43.048	35.536	168.2	10:38.599
6		2:08.442	<b>48.500</b>	43.814	36.128	169.5	13:00.799	6		2:07.456	49.224	<b>42.605</b>	35.627	167.9	12:46.055
7		2:09.235	49.197	43.826	36.212	169.0	15:10.034	7		<b>2:06.764</b>	48.602	42.687	35.475	175.3	14:52.819
8		2:09.461	49.296	44.443	35.722	166.4	17:19.495	8		2:07.184	48.452	42.797	35.935	173.3	17:00.003
9		2:09.033	48.892	44.176	35.965	166.6	19:28.528	9		2:07.927	48.962	43.164	35.801	169.5	19:07.930
10		2:09.017	49.385	43.753	35.879	164.6	21:37.545	10		2:09.043	50.067	42.658	36.318	168.4	21:16.973





**Circuito de Madrid Jarama - RACI**  
**SAXO TROPHY JARAMA RACE**  
**Carrera 1 Parrilla B (10V)**  
**Tiempos Por Vuelta**



**27** Ramon Vidal **65** Roberto Fernandez  
 Rookie PROMOCOPIA Manuel Cozar CIUDAD DE GETAFE

Vta	D	Tiempo	Sector 1	Sector 2	Sector 3	T. Spd	Elapsed	Vta	D	Tiempo	Sector 1	Sector 2	Sector 3	T. Spd	Elapsed
1		2:15.541	51.983	43.322	40.236	104.5	2:15.541	1		2:28.284	1:06.931	45.095	36.258	81.7	2:28.284
2		2:07.956	48.668	43.236	36.052	175.3	4:23.497	2		2:08.139	49.373	43.089	35.677	168.7	4:36.423
3		2:07.569	48.508	43.053	36.008	177.6	6:31.066	3		2:07.619	49.060	42.820	35.739	172.8	6:44.042
4		2:09.497	49.578	43.503	36.416	177.3	8:40.563	4		2:08.472	49.966	42.814	35.692	172.5	8:52.514
5		2:09.280	49.001	43.357	36.922	175.6	10:49.843	5		2:08.007	49.282	42.975	35.750	172.2	11:00.521
6		2:08.458	48.897	43.373	36.188	173.6	12:58.301	6		2:08.064	49.322	43.008	35.734	172.8	13:08.585
7		2:08.465	49.190	43.459	35.816	175.6	15:06.766	7		2:08.658	49.352	42.950	36.356	173.0	15:17.243
8		2:08.141	48.799	43.442	35.900	174.4	17:14.907	8		2:09.436	49.425	43.014	36.997	172.5	17:26.679
9		2:08.045	48.786	43.146	36.113	176.4	19:22.952	9		2:08.911	49.116	42.919	36.876	173.6	19:35.590
10		2:08.983	49.068	43.607	36.308	173.3	21:31.935	10		2:10.970	49.771	44.076	37.123	167.9	21:46.560

**30** Mario Castro **71** T. Aragón **ULTIMA VUELTA**  
 PROMOCOPIA Julian Aragon

Vta	D	Tiempo	Sector 1	Sector 2	Sector 3	T. Spd	Elapsed	Vta	D	Tiempo	Sector 1	Sector 2	Sector 3	T. Spd	Elapsed
1		2:08.972	49.609	43.469	35.894	93.0	2:08.972	1		2:17.567	54.017	46.306	37.244	109.3	2:17.567
2		2:08.025	49.131	43.106	35.788	169.8	4:16.997	2		2:09.242	49.112	44.100	36.030	175.6	4:26.809
3		2:08.221	49.513	43.040	35.668	175.8	6:25.218	3		2:08.489	48.880	43.835	35.774	168.4	6:35.298
4		2:07.115	48.359	42.893	35.863	175.3	8:32.333	4		2:08.467	48.781	43.810	35.876	170.3	8:43.765
5		2:06.512	48.164	42.909	35.439	173.6	10:38.845	5		2:09.644	49.382	44.407	35.855	169.5	10:53.409
6		2:06.941	48.601	42.651	35.689	174.7	12:45.786	6		2:08.324	48.610	43.847	35.867	170.8	13:01.733
7		2:06.495	48.597	42.509	35.389	172.2	14:52.281	7		2:08.714	48.763	43.952	35.999	171.9	15:10.447
8		2:08.090	48.471	42.883	36.736	171.4	17:00.371	8		2:11.409	50.170	44.432	36.807	156.9	17:21.856
9		2:08.422	49.345	43.530	35.547	167.1	19:08.793	9		2:11.390	49.945	44.616	36.829	170.3	19:33.246
10		2:07.333	48.785	42.886	35.662	174.4	21:16.126	10		2:09.591	49.712	43.922	35.957	160.0	21:42.837

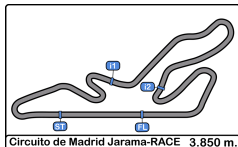
**37** Victor Cantin **86** Sergio Cabal **RASANTE SPORT**  
 VICTOR CANTIN PINILLA

Vta	D	Tiempo	Sector 1	Sector 2	Sector 3	T. Spd	Elapsed	Vta	D	Tiempo	Sector 1	Sector 2	Sector 3	T. Spd	Elapsed
1		9:52.431	8:23.891	45.374	43.166	78.5	9:52.431	1		2:16.140	52.613	43.185	40.342	108.9	2:16.140
2		2:16.257	52.468	45.530	38.259	165.1	12:08.688	2		2:07.674	48.478	43.267	35.929	177.0	4:23.814
3		2:15.311	52.016	45.001	38.294	165.1	14:23.999	3		2:07.682	48.386	43.251	36.045	177.9	6:31.496
4		2:12.380	50.154	44.986	37.240	165.6	16:36.379	4		2:10.081	49.169	45.249	35.663	175.3	8:41.577
5		2:12.817	50.505	45.044	37.268	167.4	18:49.196	5		2:09.718	49.435	43.609	36.674	173.0	10:51.295
6		2:12.758	50.506	45.091	37.161	166.6	21:01.954	6		2:14.932 P	49.082	43.757	42.093	171.4	13:06.227
7		2:14.648	49.845	46.018	38.785		23:16.602								

**54** Borja Arrizabalaga **110** Adrian Agote **Toyota Aygo**  
 PROMOCOPIA MOTORISMO RACING TEAM

Vta	D	Tiempo	Sector 1	Sector 2	Sector 3	T. Spd	Elapsed	Vta	D	Tiempo	Sector 1	Sector 2	Sector 3	T. Spd	Elapsed
1		2:14.491	53.229	43.605	37.657	101.9	2:14.491	1		2:24.397	57.922	47.916	38.559	104.2	2:24.397
2		2:07.849	48.687	43.325	35.837	169.0	4:22.340	2		2:19.088	52.517	48.012	38.559	151.0	4:43.485
3		2:07.765	48.676	43.266	35.823	168.4	6:30.105	3		2:19.194	52.572	48.074	38.548	149.3	7:02.679
4		2:08.318	49.144	43.384	35.790	165.8	8:38.423	4		2:18.850	52.323	48.098	38.429	147.5	9:21.529
5		2:07.795	48.433	43.484	35.878	167.1	10:46.218	5		2:18.946	52.428	48.096	38.422	147.3	11:40.475
6		2:08.097	48.641	43.543	35.913	167.7	12:54.315	6		2:18.915	52.462	47.987	38.466	147.1	13:59.390
7		2:08.392	48.731	43.650	36.011	166.1	15:02.707	7		2:19.162	52.588	48.148	38.426	146.5	16:18.552
8		2:08.331	48.715	43.528	36.088	166.6	17:11.038	8		2:18.938	52.388	48.052	38.498	146.9	18:37.490
9		2:08.270	48.662	43.622	35.986	166.6	19:19.308	9		2:19.217	52.587	48.033	38.597	146.5	20:56.707
10		2:08.417	48.965	43.388	36.064	166.4	21:27.725	10		2:19.072	52.486	47.973	38.613		23:15.779





**Circuito de Madrid Jarama - RACI**  
**SAXO TROPHY JARAMA RACE**  
**Carrera 1 Parrilla B (10V)**  
**Tiempos Por Vuelta**



**114** Luis Quintana Toyota Aygo **161** Jan Peral Toyota Aygo

MOTORISMO RACING TEAM

RACE AT DE WOSÁJÓUOSÁ DE J U

Vta	D	Tiempo	Sector 1	Sector 2	Sector 3	T. Spd	Elapsed	Vta	D	Tiempo	Sector 1	Sector 2	Sector 3	T. Spd	Elapsed
1		2:25.581	58.908	47.770	38.903	104.8	2:25.581	1		2:30.073	1:01.630	48.407	40.036	106.6	2:30.073
2		2:19.368	53.003	47.830	38.535	150.6	4:44.949	2		2:20.457	53.070	48.595	38.792	151.0	4:50.530
3		2:18.770	52.299	47.931	38.540	149.1	7:03.719	3		2:20.780	53.319	48.610	38.851	150.2	7:11.310
4		2:19.178	52.415	47.787	38.976	147.9	9:22.897	4		2:21.044	53.270	48.770	39.004	148.9	9:32.354
5		2:19.323	52.637	48.027	38.659	146.5	11:42.220	5		2:20.905	53.235	48.695	38.975	148.5	11:53.259
6		2:19.416	52.820	48.046	38.550	145.1	14:01.636	6		2:20.663	53.355	48.484	38.824	148.5	14:13.922
7		2:19.708	52.859	48.198	38.651	145.5	16:21.344	7		2:20.491	53.142	48.597	38.752	148.7	16:34.413
8		2:20.095	53.165	48.223	38.707	143.6	18:41.439	8		2:20.629	53.316	48.610	38.703	149.7	18:55.042
9		2:19.917	53.398	47.960	38.559	143.0	21:01.356	9		2:20.346	52.872	48.578	38.896	150.6	21:15.388
10		2:19.481	52.710	47.858	38.913		23:20.837	10		2:22.131	54.566	48.623	38.942		23:37.519

**118** Javier Conejero Toyota Aygo **177** Jan Acero Toyota Aygo

ESCUDERIA PLASENCIA

ESCUDERIA BAIX EMPORDA

Vta	D	Tiempo	Sector 1	Sector 2	Sector 3	T. Spd	Elapsed	Vta	D	Tiempo	Sector 1	Sector 2	Sector 3	T. Spd	Elapsed
1		2:26.564	59.816	48.225	38.523	105.3	2:26.564	1		2:32.209	1:04.219	48.958	39.032	107.2	2:32.209
2		2:19.392	52.764	47.925	38.703	153.4	4:45.956	2		2:20.123	53.335	48.070	38.718	150.8	4:52.332
3		2:19.305	52.302	48.301	38.702	152.1	7:05.261	3		2:20.526	53.178	48.392	38.956	150.6	7:12.858
4		2:19.465	52.502	48.347	38.616	149.7	9:24.726	4		2:20.626	53.135	48.635	38.856	151.8	9:33.484
5		2:19.182	52.639	47.973	38.570	148.9	11:43.908	5		2:21.584	53.240	49.350	38.994	151.4	11:55.068
6		2:18.853	52.514	47.835	38.504	149.7	14:02.761	6		2:20.639	53.514	48.221	38.904	148.5	14:15.707
7		2:18.880	52.348	47.938	38.594	149.5	16:21.641	7		2:20.159	53.110	48.332	38.717	148.9	16:35.866
8		2:20.159	53.227	48.216	38.716	142.8	18:41.800	8		2:20.136	53.043	48.293	38.800	149.5	18:56.002
9		2:19.355	52.644	48.074	38.637	149.7	21:01.155	9		2:19.980	52.962	48.326	38.692	151.0	21:15.982
10		2:19.459	52.545	47.892	39.022		23:20.614	10		2:21.862	54.311	48.572	38.979		23:37.844

**123** Miguel Gonzalez Toyota Aygo **199** Alberto Dorsch Toyota Aygo

ESCUDERIA CENTRO

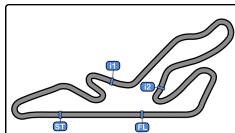
RACE

Vta	D	Tiempo	Sector 1	Sector 2	Sector 3	T. Spd	Elapsed	Vta	D	Tiempo	Sector 1	Sector 2	Sector 3	T. Spd	Elapsed
1		2:27.313	59.869	48.677	38.767	105.7	2:27.313	1		2:28.167	1:00.134	48.922	39.111	106.4	2:28.167
2		2:19.572	52.547	48.162	38.863	155.3	4:46.885	2		2:20.475	53.141	48.364	38.970	149.5	4:48.642
3		2:19.291	52.356	48.201	38.734	153.4	7:06.176	3		2:20.704	52.855	48.778	39.071	148.3	7:09.346
4		2:19.854	52.539	48.539	38.776	152.7	9:26.030	4		2:21.061	53.241	48.808	39.012	146.1	9:30.407
5		2:20.177	52.637	48.755	38.785	150.8	11:46.207	5		2:20.847	52.959	48.825	39.063	145.7	11:51.254
6		2:19.841	52.613	48.510	38.718	149.7	14:06.048	6		2:21.034	52.934	48.921	39.179	145.9	14:12.288
7		2:20.089	52.732	48.638	38.719	148.5	16:26.137	7		2:20.987	52.898	48.813	39.276	144.7	16:33.275
8		2:19.997	52.860	48.441	38.696	149.7	18:46.134	8		2:20.898	53.199	48.756	38.943	141.1	18:54.173
9		2:19.948	52.836	48.504	38.608	149.1	21:06.082	9		2:20.737	52.955	48.792	38.990	145.7	21:14.910
10		2:20.150	53.001	48.339	38.810		23:26.232	10		2:22.316	54.708	48.662	38.946		23:37.226

**125** Pablo Rodriguez Toyota Aygo

Vta	D	Tiempo	Sector 1	Sector 2	Sector 3	T. Spd	Elapsed
1		2:30.868	1:03.164	48.431	39.273	108.7	2:30.868
2		2:20.591	53.249	48.578	38.764	153.4	4:51.459
3		2:21.073	53.334	48.674	39.065	152.5	7:12.532
4		2:20.684	53.097	48.594	38.993	151.6	9:33.216
5		2:20.810	53.146	48.610	39.054	152.3	11:54.026
6		2:20.759	53.452	48.387	38.920	151.6	14:14.785
7		2:20.240	52.999	48.465	38.776	151.2	16:35.025
8		2:20.557	53.414	48.358	38.785	152.3	18:55.582
9		2:20.954	53.473	48.627	38.854	152.3	21:16.536





**Circuito de Madrid Jarama - RACI**  
**SAXO TROPHY JARAMA RACE**  
**Carrera 1 Parrilla B (10V)**



Circuito de Madrid Jarama-RACE 3.850 m. 5 bz ]g]g

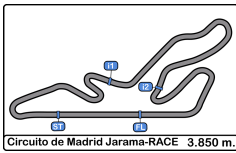
Num	Tiempo Vta.	8 ]Z%
<b>Vta 1</b>		
30	2:08.972	
3	2:09.218	00.246
22	2:09.491	00.519
18	2:10.072	01.100
54	2:14.491	05.519
27	2:15.541	06.569
19	2:15.877	06.905
86	2:16.140	07.168
8	2:16.472	07.500
16	2:17.148	08.176
71	2:17.567	08.595
12	2:18.324	09.352
4	2:20.455	11.483
110	2:24.397	15.425
114	2:25.581	16.609
118	2:26.564	17.592
123	2:27.313	18.341
199	2:28.167	19.195
65	2:28.284	19.312
161	2:30.073	21.101
125	2:30.868	21.896
177	2:32.209	23.237
<b>Num Tiempo Vta. 8 ]Z%</b>		
<b>Vta 2</b>		
3	2:07.346	
30	2:08.025	00.433
22	2:07.697	00.624
18	2:07.908	01.416
54	2:07.849	05.776
27	2:07.956	06.933
86	2:07.674	07.250
19	2:09.182	08.495
8	2:09.193	09.101
16	2:09.405	09.989
71	2:09.242	10.245
12	2:09.065	10.825
65	2:08.139	19.859
4	2:16.780	20.671
110	2:19.088	26.921
114	2:19.368	28.385
118	2:19.392	29.392
123	2:19.572	30.321
199	2:20.475	32.078
161	2:20.457	33.966
125	2:20.591	34.895
177	2:20.123	35.768
<b>Num Tiempo Vta. 8 ]Z%</b>		
<b>Vta 3</b>		
3	2:07.216	
22	2:07.145	00.553
30	2:08.221	01.438
18	2:07.714	01.914
54	2:07.765	06.325
27	2:07.569	07.286
86	2:07.682	07.716

Num	Tiempo Vta.	8 ]Z%
19	2:07.177	08.456
8	2:06.901	08.786
71	2:08.489	11.518
12	2:08.556	12.165
16	2:11.026	13.799
65	2:07.619	20.262
110	2:19.194	38.899
114	2:18.770	39.939
118	2:19.305	41.481
123	2:19.291	42.396
199	2:20.704	45.566
161	2:20.780	47.530
125	2:21.073	48.752
177	2:20.526	49.078
<b>Num Tiempo Vta. 8 ]Z%</b>		
<b>Vta 4</b>		
22	2:07.296	
30	2:07.115	00.704
3	2:08.792	00.943
18	2:07.207	01.272
54	2:08.318	06.794
27	2:09.497	08.934
8	2:08.237	09.174
19	2:09.260	09.867
86	2:10.081	09.948
71	2:08.467	12.136
12	2:08.276	12.592
16	2:08.606	14.556
65	2:08.472	20.885
110	2:18.850	49.900
114	2:19.178	51.268
118	2:19.465	53.097
123	2:19.854	54.401
199	2:21.061	58.778
161	2:21.044	1:00.725
125	2:20.684	1:01.587
177	2:20.626	1:01.855
4	5:08.058	1 Lap
37	9:52.431	3 Laps
<b>Num Tiempo Vta. 8 ]Z%</b>		
<b>Vta 5</b>		
22	2:06.970	
30	2:06.512	00.246
3	2:06.924	00.897
18	2:07.742	02.044
54	2:07.795	07.619
27	2:09.280	11.244
8	2:10.063	12.267
19	2:09.779	12.676
86	2:09.718	12.696
12	2:08.136	13.758
71	2:09.644	14.810
16	2:08.760	16.346
65	2:08.007	21.922
110	2:18.946	1:01.876
114	2:19.323	1:03.621
118	2:19.182	1:05.309

Num	Tiempo Vta.	8 ]Z%
123	2:20.177	1:07.608
199	2:20.847	1:12.655
161	2:20.905	1:14.660
125	2:20.810	1:15.427
177	2:21.584	1:16.469
4	2:09.786	1 Lap
37	2:16.257	3 Laps
<b>Num Tiempo Vta. 8 ]Z%</b>		
<b>Vta 6</b>		
30	2:06.941	
22	2:07.456	00.269
3	2:07.695	01.405
18	2:07.433	02.290
54	2:08.097	08.529
27	2:08.458	12.515
8	2:07.643	12.723
19	2:08.779	14.268
12	2:08.442	15.013
71	2:08.324	15.947
16	2:07.629	16.788
86	2:14.932	20.441
65	2:08.064	22.799
110	2:18.915	1:13.604
114	2:19.416	1:15.850
118	2:18.853	1:16.975
4	2:10.446	1 Lap
123	2:19.841	1:20.262
199	2:21.034	1:26.502
161	2:20.663	1:28.136
125	2:20.759	1:28.999
177	2:20.639	1:29.921
37	2:15.311	3 Laps
<b>Num Tiempo Vta. 8 ]Z%</b>		
<b>Vta 7</b>		
30	2:06.495	
22	2:06.764	00.538
3	2:06.316	01.226
18	2:06.674	02.469
54	2:08.392	10.426
27	2:08.465	14.485
8	2:08.606	14.834
12	2:09.235	17.753
19	2:10.179	17.952
71	2:08.714	18.166
16	2:08.166	18.459
65	2:08.658	24.962
110	2:19.162	1:26.271
114	2:19.708	1:29.063
118	2:18.880	1:29.360
123	2:20.089	1:33.856
199	2:20.987	1:40.994
161	2:20.491	1:42.132
125	2:20.240	1:42.744
177	2:20.159	1:43.585
37	2:12.380	3 Laps

Num	Tiempo Vta.	8 ]Z%
<b>Vta 8</b>		
22	2:07.184	
3	2:06.825	00.329
30	2:08.090	00.368
4	2:55.159	2 Laps
18	2:06.407	01.154
54	2:08.331	11.035
8	2:06.648	13.760
27	2:08.141	14.904
12	2:09.461	19.492
19	2:11.260	21.490
71	2:11.409	21.853
16	2:13.022	23.759
65	2:09.436	26.676
110	2:18.938	1:37.487
114	2:20.095	1:41.436
118	2:20.159	1:41.797
123	2:19.997	1:46.131
37	2:12.817	3 Laps
199	2:20.898	1:54.170
161	2:20.629	1:55.039
125	2:20.557	1:55.579
177	2:20.136	1:55.999
<b>Num Tiempo Vta. 8 ]Z%</b>		
<b>Vta 9</b>		
22	2:07.927	
3	2:07.904	00.306
30	2:08.422	00.863
18	2:08.130	01.357
54	2:08.270	11.378
8	2:07.358	13.191
27	2:08.045	15.022
12	2:09.033	20.598
71	2:11.390	25.316
19	2:11.849	25.412
16	2:11.779	27.611
65	2:08.911	27.660
110	2:19.217	1:48.777
118	2:19.355	1:53.225
114	2:19.917	1:53.426
37	2:12.758	3 Laps
123	2:19.948	1:58.152
199	2:20.737	2:06.980
161	2:20.346	2:07.458
177	2:19.980	2:08.052
<b>Num Tiempo Vta. 8 ]Z%</b>		
<b>Vta 10</b>		
30	2:07.333	
125	2:20.954	1 Lap
22	2:09.043	00.847
18	2:07.896	01.057
54	2:08.417	11.599
8	2:06.926	11.921
27	2:08.983	15.809
12	2:09.017	21.419
71	2:09.591	26.711



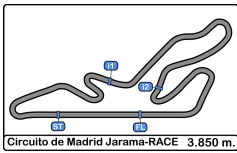


**Circuito de Madrid Jarama - RACI**  
**SAXO TROPHY JARAMA RACE**  
**Carrera 1 Parrilla B (10V)**  
**Mejores Sectores**



Sector - 1			Sector - 2			Sector - 3			Vta. Ideal vs Mejor Vta.						
Clas	B.	Piloto	Tiempo	B.	Piloto	Tiempo	B.	Piloto	Tiempo	Clas	B.	Piloto	Ideal Lap	Best Lap	Clas
1	3	Óscar Rodríguez	48.056	30	Mario Castro	42.509	30	Mario Castro	35.389	1	30	Mario Castro	2:06.062	2:06.495	3
2	18	Carlos Arco	48.129	18	Carlos Arco	42.605	16	Victor Ambite	35.407	2	18	Carlos Arco	2:06.236	2:06.407	2
3	30	Mario Castro	48.164	22	Óscar Rodríguez	42.605	22	Óscar Rodríguez	35.424	3	3	Óscar Rodríguez	2:06.251	2:06.316	1
4	8	Alex Tomas	48.192	3	Óscar Rodríguez	42.640	8	Alex Tomas	35.483	4	22	Óscar Rodríguez	2:06.415	2:06.764	5
5	22	Óscar Rodríguez	48.386	8	Alex Tomas	42.801	18	Carlos Arco	35.502	5	8	Alex Tomas	2:06.476	2:06.648	4
6	86	Sergio Cabal	48.386	65	Fernandez - Cozar	42.814	3	Óscar Rodríguez	35.555	6	19	Juan Dominguez	2:07.177	2:07.177	6
7	54	Borja Arrizabalaga	48.433	4	Ricard Cano	42.850	12	Manuel Isidro	35.615	7	86	Sergio Cabal	2:07.234	2:07.674	10
8	12	Manuel Isidro	48.500	19	Juan Dominguez	42.952	19	Juan Dominguez	35.634	8	27	Ramon Vidal	2:07.377	2:07.569	7
9	27	Ramon Vidal	48.508	27	Ramon Vidal	43.053	86	Sergio Cabal	35.663	9	54	Borja Arrizabalaga	2:07.489	2:07.765	11
10	19	Juan Dominguez	48.591	86	Sergio Cabal	43.185	65	Fernandez - Cozar	35.677	10	65	Roberto Fernandez	2:07.551	2:07.619	8
11	71	Toni Ferrer	48.610	54	Borja Arrizabalaga	43.266	71	Toni Ferrer	35.774	11	16	Victor Ambite	2:07.571	2:07.629	9
12	16	Victor Ambite	48.663	16	Victor Ambite	43.501	54	Borja Arrizabalaga	35.790	12	4	Ricard Cano	2:07.698	2:09.786	14
13	4	Ricard Cano	48.846	12	Manuel Isidro	43.653	27	Ramon Vidal	35.816	13	12	Manuel Isidro	2:07.768	2:08.136	12
14	65	Fernandez - Cozar	49.060	71	Toni Ferrer	43.810	4	Ricard Cano	36.002	14	71	Toni Ferrer	2:08.194	2:08.324	13
15	37	Victor Cantin	49.845	37	Victor Cantin	44.986	37	Victor Cantin	37.161	15	37	Victor Cantin	2:11.992	2:12.380	15
16	11	Luis Quintana	52.299	114	Luis Quintana	47.770	110	Adrian Agote	38.422	16	114	Luis Quintana	2:18.604	2:18.770	16
17	11	Javier Conejero	52.302	118	Javier Conejero	47.835	118	Javier Conejero	38.504	17	118	Javier Conejero	2:18.641	2:18.853	18
18	11	Adrian Agote	52.323	110	Adrian Agote	47.916	114	Luis Quintana	38.535	18	110	Adrian Agote	2:18.661	2:18.850	17
19	12	Miguel Gonzalez	52.356	177	Jan Acero	48.070	123	Miguel Gonzalez	38.608	19	123	Miguel Gonzalez	2:19.126	2:19.291	19
20	19	Alberto Dorsch	52.855	123	Miguel Gonzalez	48.162	177	Jan Acero	38.692	20	177	Jan Acero	2:19.724	2:19.980	20
21	16	Jan Peral	52.872	125	Pablo Rodriguez	48.358	161	Jan Peral	38.703	21	161	Jan Peral	2:19.982	2:20.346	22
22	17	Jan Acero	52.962	199	Alberto Dorsch	48.364	125	Pablo Rodriguez	38.764	22	125	Pablo Rodriguez	2:20.121	2:20.240	21
23	12	Pablo Rodriguez	52.999	161	Jan Peral	48.407	199	Alberto Dorsch	38.943	23	199	Alberto Dorsch	2:20.162	2:20.475	23





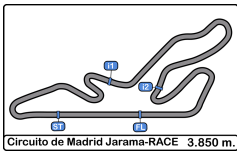
**Circuito de Madrid Jarama - RACI**  
**SAXO TROPHY JARAMA RACE**  
**Carrera 1 Parrilla B (10V)**  
**GYW YbVJU @XYf**



B.	Piloto	Cat	Clas	Equipo	Vehiculo	Vta. Inicio	Vta. Fin	Vtas.	Total Laps
30	Mario Castro			PROMOCOPA	Öäi [ => ÁJæf [	1	1	1	1
3	Öäi [ => ÁJæf [			PROMOCOPA	Öäi [ => ÁJæf [	2	3	2	2
22	Öäi [ => ÁJæf [			R.A.C. CIRCUITO GUADALOPE	Öäi [ => ÁJæf [	4	5	2	2
30	Mario Castro			PROMOCOPA	Öäi [ => ÁJæf [	6	7	2	3
22	Öäi [ => ÁJæf [			R.A.C. CIRCUITO GUADALOPE	Öäi [ => ÁJæf [	8	9	2	4
30	Mario Castro			PROMOCOPA	Öäi [ => ÁJæf [	10	10	1	4







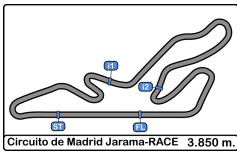
**Circuito de Madrid Jarama - RACI**  
**SAXO TROPHY JARAMA RACE**  
**Carrera 1 Parrilla B (10V)**  
**5 Mejores Tiempos**



Circuito de Madrid Jarama-RACE 3.850 m.

Cls	B. Piloto	Cat	Cls	Equipo	Vehiculo	Mejor 1		Mejor 2		Mejor 3		Mejor 4		Mejor 5	
						Tiemp	Vta	Tiemp	Vta	Tiemp	Vta	Tiemp	Vta	Tiemp	Vta
1	3			PROMOCOPA	Óscar (⇒) Ávila	2:06.316	7	2:06.825	8	2:06.924	5	2:07.216	3	2:07.346	2
2	18			R.A.C. CIRCUITO GUADALOPE	Óscar (⇒) Ávila	2:06.407	8	2:06.674	7	2:07.207	4	2:07.433	6	2:07.714	3
3	30			PROMOCOPA	Óscar (⇒) Ávila	2:06.495	7	2:06.512	5	2:06.941	6	2:07.115	4	2:07.333	10
4	8			ALEX TOMAS VARELA	Óscar (⇒) Ávila	2:06.648	8	2:06.901	3	2:06.926	10	2:07.358	9	2:07.643	6
5	22			R.A.C. CIRCUITO GUADALOPE	Óscar (⇒) Ávila	2:06.764	7	2:06.970	5	2:07.145	3	2:07.184	8	2:07.296	4
6	19	R	1	AUTOMOVIL CLUB VEC	Óscar (⇒) Ávila	2:07.177	3	2:08.779	6	2:09.182	2	2:09.260	4	2:09.779	5
7	27	R	2	PROMOCOPA	Óscar (⇒) Ávila	2:07.569	3	2:07.956	2	2:08.045	9	2:08.141	8	2:08.458	6
8	65			CIUDAD DE GETAFE	Óscar (⇒) Ávila	2:07.619	3	2:08.007	5	2:08.064	6	2:08.139	2	2:08.472	4
9	16	R	3	CIUDAD DE GETAFE	Óscar (⇒) Ávila	2:07.629	6	2:08.166	7	2:08.606	4	2:08.760	5	2:09.405	2
10	86			RASANTE SPORT	Óscar (⇒) Ávila	2:07.674	2	2:07.682	3	2:09.718	5	2:10.081	4	2:14.932	6
11	54			PROMOCOPA	Óscar (⇒) Ávila	2:07.765	3	2:07.795	5	2:07.849	2	2:08.097	6	2:08.270	9
12	12	R	4	EFICAR TEAM	Óscar (⇒) Ávila	2:08.136	5	2:08.276	4	2:08.442	6	2:08.556	3	2:09.017	10
13	71			ULTIMA VUELTA	Óscar (⇒) Ávila	2:08.324	6	2:08.467	4	2:08.489	3	2:08.714	7	2:09.242	2
14	4	R	5	PROMOCOPA	Óscar (⇒) Ávila	2:09.786	4	2:10.446	5	2:16.780	2	2:20.455	1	2:55.159	6
15	37			VICTOR CANTIN PINILLA	Óscar (⇒) Ávila	2:12.380	4	2:12.758	6	2:12.817	5	2:14.648	7	2:15.311	3
16	114			MOTORISMO RACING	Toyota Aygo	2:18.770	3	2:19.178	4	2:19.323	5	2:19.368	2	2:19.416	6
17	110			MOTORISMO RACING	Toyota Aygo	2:18.850	4	2:18.915	6	2:18.938	8	2:18.946	5	2:19.072	10
18	118			ESCUADERIA PLASENCIA	Toyota Aygo	2:18.853	6	2:18.880	7	2:19.182	5	2:19.305	3	2:19.355	9
19	123			ESCUADERIA CENTRO	Toyota Aygo	2:19.291	3	2:19.572	2	2:19.841	6	2:19.854	4	2:19.948	9
20	177			ESCUADERIA BAIX	Toyota Aygo	2:19.980	9	2:20.123	2	2:20.136	8	2:20.159	7	2:20.526	3
21	125				Toyota Aygo	2:20.240	7	2:20.557	8	2:20.591	2	2:20.684	4	2:20.759	6
22	161			JUAN MANUEL PERAL	Toyota Aygo	2:20.346	9	2:20.457	2	2:20.491	7	2:20.629	8	2:20.663	6
23	199			RACE	Toyota Aygo	2:20.475	2	2:20.704	3	2:20.737	9	2:20.847	5	2:20.898	8





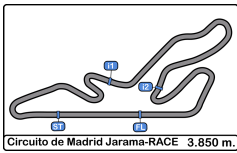
**Circuito de Madrid Jarama - RACI**  
**SAXO TROPHY JARAMA RACE**  
**Carrera 1 Parrilla B (10V)**  
**5 Mejores Velocidades**



Circuito de Madrid Jarama-RACE 3.850 m.

Clas	B. Piloto	Cat	Cls	Equipo	Vehiculo	Top 1		Top 2		Top 3		Top 4		Top 5		Avg
						Km/h	Vta	Km/h	Vta	Km/h	Vta	Km/h	Vta	Km/h	Vta	
1	8 Alex Tomas			ALEX TOMAS VARELA	Óase[ => ÁJæ[	180.0	4	179.4	8	179.1	5	178.8	3	176.1	2	178.6
2	86 Sergio Cabal			RASANTE SPORT	Óase[ => ÁJæ[	177.9	3	177.0	2	175.3	4	173.0	5	171.4	6	174.9
3	27 Ramon Vidal	R	1	PROMOCOPA	Óase[ => ÁJæ[	177.6	3	177.3	4	176.4	9	175.6	5	175.6	7	176.5
4	19 Juan Dominguez	R	2	AUTOMOVIL CLUB VEC	Óase[ => ÁJæ[	177.3	3	172.5	5	172.2	4	171.4	6	168.4	7	172.4
5	22 Ó. a^i^ [ Áa^i^:			R.A.C. CIRCUITO GUADALOPE	Óase[ => ÁJæ[	177.3	3	175.3	7	173.3	8	172.8	4	172.2	2	174.2
6	16 Víctor Ambite	R	3	CIUDAD DE GETAFE	Óase[ => ÁJæ[	176.4	2	175.6	3	175.6	7	173.9	4	173.9	6	175.1
7	3 Ó. Áa^i^ Áa^i^:			PROMOCOPA	Óase[ => ÁJæ[	176.1	6	175.3	2	175.0	10	173.3	5	173.3	7	174.6
8	18 Carlos Arco			R.A.C. CIRCUITO GUADALOPE	Óase[ => ÁJæ[	176.1	3	175.8	4	175.6	10	174.7	7	174.7	8	175.4
9	30 Mario Castro			PROMOCOPA	Óase[ => ÁJæ[	175.8	3	175.3	4	174.7	6	174.4	10	173.6	5	174.8
10	71 T a^ ~ ^ Á^ ~ fi[ :			ULTIMA VUELTA	Óase[ => ÁJæ[	175.6	2	171.9	7	170.8	6	170.3	4	170.3	9	171.8
11	65 Roberto Fernandez			CIUDAD DE GETAFE	Óase[ => ÁJæ[	173.6	9	173.0	7	172.8	3	172.8	6	172.5	4	172.9
12	4 Ricard Cano	R	4	PROMOCOPA	Óase[ => ÁJæ[	173.3	2	168.4	4	165.3	5	108.6	6	99.5	1	143.0
13	12 Manuel Isidro	R	5	EFICAR TEAM	Óase[ => ÁJæ[	171.7	2	171.4	3	170.6	5	169.5	4	169.5	6	170.5
14	54 Borja Arrizabalaga			PROMOCOPA	Óase[ => ÁJæ[	169.0	2	168.4	3	167.7	6	167.1	5	166.6	8	167.8
15	37 Víctor Cantin			VICTOR CANTIN PINILLA	Óase[ => ÁJæ[	167.4	5	166.6	6	165.6	4	165.1	2	165.1	3	166.0
16	123 Miguel Gonzalez			ESCUDERIA CENTRO	Toyota Aygo	155.3	2	153.4	3	152.7	4	150.8	5	149.7	6	152.4
17	118 Javier Conejero			ESCUDERIA PLASENCIA	Toyota Aygo	153.4	2	152.1	3	149.7	4	149.7	6	149.7	9	150.9
18	125 Pablo Rodriguez				Toyota Aygo	153.4	2	152.5	3	152.3	5	152.3	8	152.3	9	152.5
19	177 Jan Acero			ESCUDERIA BAIX EMPORDA	Toyota Aygo	151.8	4	151.4	5	151.0	9	150.8	2	150.6	3	151.1
20	110 Adrian Agote			MOTORISMO RACING TEAM	Toyota Aygo	151.0	2	149.3	3	147.5	4	147.3	5	147.1	6	148.4
21	161 Jan Peral			RACE DE VOSÁÚÚÚÚÚÚÚÚÚÚ	Toyota Aygo	151.0	2	150.6	9	150.2	3	149.7	8	148.9	4	150.1
22	114 Luis Quintana			MOTORISMO RACING TEAM	Toyota Aygo	150.6	2	149.1	3	147.9	4	146.5	5	145.5	7	147.9
23	199 Alberto Dorsch			RACE	Toyota Aygo	149.5	2	148.3	3	146.1	4	145.9	6	145.7	5	147.1



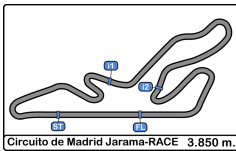


**Circuito de Madrid Jarama - RACI**  
**SAXO TROPHY JARAMA RACE**  
**Carrera 1 Parrilla B (10V)**  
**GYW YbVjUJi YHlg'Fzd]XUg**



Vta	Clasificación	Time	Cat	Piloto	Equipo	Vehiculo	Tiempo	Km/h
2	11:34:03.026	4:17.026	3	Óscar Álvarez	PROMOCOPA	Óscar Álvarez	2:07.346	108.8
3	11:36:10.242	6:24.242	3	Óscar Álvarez	PROMOCOPA	Óscar Álvarez	2:07.216	108.9
3	11:36:10.795	6:24.795	22	Óscar Álvarez	R.A.C. CIRCUITO GUADALOPE	Óscar Álvarez	2:07.145	109.0
3	11:36:19.028	6:33.028	8	Alex Tomas	ALEX TOMAS VARELA	Óscar Álvarez	2:06.901	109.2
5	11:40:25.307	10:39.307	30	Mario Castro	PROMOCOPA	Óscar Álvarez	2:06.512	109.5
7	11:44:38.743	14:52.743	30	Mario Castro	PROMOCOPA	Óscar Álvarez	2:06.495	109.5
7	11:44:39.969	14:53.969	3	Óscar Álvarez	PROMOCOPA	Óscar Álvarez	2:06.316	109.7





**Circuito de Madrid Jarama - RACI**  
**SAXO TROPHY JARAMA RACE**  
**Carrera 1 Parrilla B (10V)**

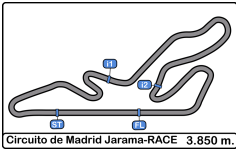


A Y t f ' A z l j a U J Y c v X U X ' X Y ' 9 j Y b t c

Circuito de Madrid Jarama-RACE 3.850 m.

B.	Piloto	Cat	Clas	Equipo	Vehiculo	Km/h	GYG Cb
33	Sylvain Xavier			R.A.C. CIRCUITO	Óñ [ = ] Áúæ [	188.4	Cronometrados Parrilla A
79	Angel Lucena			RASANTE SPORT	Óñ [ = ] Áúæ [	182.4	Carrera 1 Parrilla A (10V)
96	Luis Alvarez			PROMOCOPA	Óñ [ = ] Áúæ [	181.8	Carrera 1 Parrilla A (10V)
26	Daniel Martinez			VSR MOTORSPORT	Óñ [ = ] Áúæ [	181.5	Carrera 1 Parrilla A (10V)
44	Jesus Rodriguez			DESGUACES LA TORRE	Óñ [ = ] Áúæ [	181.2	Entrenamiento Privado
60	Julian Mazuecos			CIUDAD DE GETAFE	Óñ [ = ] Áúæ [	181.2	Cronometrados Parrilla A
95	Gonzalo Alvarez	R	1	PROMOCOPA	Óñ [ = ] Áúæ [	180.6	Cronometrado Previo
78	Angel Cabello			RASANTE SPORT	Óñ [ = ] Áúæ [	180.6	Carrera 1 Parrilla A (10V)
70	Santiago Castilla			EFICAR TEAM	Óñ [ = ] Áúæ [	180.6	Carrera 1 Parrilla A (10V)
76	Carlota Villanueva			EFICAR TEAM	Óñ [ = ] Áúæ [	180.6	Carrera 1 Parrilla A (10V)
41	Ivan Riera			EFICAR TEAM	Óñ [ = ] Áúæ [	180.3	Carrera 1 Parrilla A (10V)
49	Jose Antonio Martin			C.D PLEMAR SPORT	Óñ [ = ] Áúæ [	180.3	Carrera 1 Parrilla A (10V)
64	Alexander Villanueva			EFICAR TEAM	Óñ [ = ] Áúæ [	180.0	Cronometrado Previo
10	Alberto Lazaro			ALBERTO LAZARO	Óñ [ = ] Áúæ [	180.0	Carrera 1 Parrilla A (10V)
80	Oscar Montalvo			RX PRO RACING	Óñ [ = ] Áúæ [	180.0	Carrera 1 Parrilla A (10V)
13	R   æ(æ) Áú' àñæ			ULTIMA VUELTA	Óñ [ = ] Áúæ [	180.0	Carrera 1 Parrilla A (10V)
8	Alex Tomas			ALEX TOMAS VARELA	Óñ [ = ] Áúæ [	180.0	Carrera 1 Parrilla B (10V)
73	Fernando Paniagua			VSR MOTORSPORT	Óñ [ = ] Áúæ [	179.4	Carrera 1 Parrilla A (10V)
23	Mariano Esteban	R	2	VSR MOTORSPORT	Óñ [ = ] Áúæ [	179.4	Carrera 1 Parrilla A (10V)
75	Francisco Vazquez	R	3	PROMOCOPA	Óñ [ = ] Áúæ [	179.4	Carrera 1 Parrilla A (10V)
55	David Rodriguez			DESGUACES LA TORRE	Óñ [ = ] Áúæ [	179.4	Carrera 1 Parrilla A (10V)
7	Alvaro Ruiz			PROMOCOPA	Óñ [ = ] Áúæ [	179.4	Carrera 1 Parrilla A (10V)
20	Andrea Fernandez			EFICAR TEAM	Óñ [ = ] Áúæ [	179.1	Cronometrado Previo
17	Francisco Jose Amaro			ULTIMA VUELTA	Óñ [ = ] Áúæ [	179.1	Carrera 1 Parrilla A (10V)
98	Deogracias Millan			RX PRO RACING	Óñ [ = ] Áúæ [	179.1	Carrera 1 Parrilla A (10V)
43	Javier Albar			DESGUACES LA TORRE	Óñ [ = ] Áúæ [	178.8	Carrera 1 Parrilla A (10V)
6	Francisco Comendador			VSR MOTORSPORT	Óñ [ = ] Áúæ [	178.5	Carrera 1 Parrilla A (10V)
27	Ramon Vidal	R	4	PROMOCOPA	Óñ [ = ] Áúæ [	178.2	Cronometrado Previo
77	Agustin Arce			VSR MOTORSPORT	Óñ [ = ] Áúæ [	178.2	Cronometrados Parrilla A
35	Jose Maria Albal			ÚÓ- CÅWUT UXŠÓVÓCÅ	Óñ [ = ] Áúæ [	178.2	Cronometrados Parrilla A
46	Gustavo Gomar			RX PRO RACING	Óñ [ = ] Áúæ [	178.2	Carrera 1 Parrilla A (10V)
14	Antonio Honrado			PROMOCOPA	Óñ [ = ] Áúæ [	177.9	Carrera 1 Parrilla A (10V)
59	Vicente Valles			VSR MOTORSPORT	Óñ [ = ] Áúæ [	177.9	Carrera 1 Parrilla A (10V)
86	Sergio Cabal			RASANTE SPORT	Óñ [ = ] Áúæ [	177.9	Carrera 1 Parrilla B (10V)
4	Ricard Cano	R	5	PROMOCOPA	Óñ [ = ] Áúæ [	177.3	Cronometrado Previo
39	Ralf Henri			DESGUACES LA TORRE	Óñ [ = ] Áúæ [	177.3	Cronometrado Previo
15	Juan Ramon Garcia			DESGUACES LA TORRE	Óñ [ = ] Áúæ [	177.3	Carrera 1 Parrilla A (10V)
5	Jonathan Gomez			ÚÓ- CÅWUT UXŠÓVÓCÅ	Óñ [ = ] Áúæ [	177.3	Carrera 1 Parrilla A (10V)
22	Ó' ã\{ [ Áúæ ]			R.A.C. CIRCUITO	Óñ [ = ] Áúæ [	177.3	Carrera 1 Parrilla B (10V)
19	Juan Dominguez	R	6	AUTOMOVIL CLUB VEC	Óñ [ = ] Áúæ [	177.3	Carrera 1 Parrilla B (10V)
9	Arkaitz Uranga			R.A.C. CIRCUITO	Óñ [ = ] Áúæ [	177.0	Carrera 1 Parrilla A (10V)
85	Pablo Blanco			PROMOCOPA	Óñ [ = ] Áúæ [	177.0	Carrera 1 Parrilla A (10V)
48	Antonio Castillo			VSR MOTORSPORT	Óñ [ = ] Áúæ [	176.7	Entrenamiento Privado
16	Victor Ambite	R	7	CIUDAD DE GETAFE	Óñ [ = ] Áúæ [	176.4	Carrera 1 Parrilla B (10V)
24	Marcos Gonzalez			ULTIMA VUELTA	Óñ [ = ] Áúæ [	176.1	Carrera 1 Parrilla A (10V)
18	Carlos Arco			R.A.C. CIRCUITO	Óñ [ = ] Áúæ [	176.1	Carrera 1 Parrilla B (10V)
3	Ø\ Éæã Áúæ ^:			PROMOCOPA	Óñ [ = ] Áúæ [	176.1	Carrera 1 Parrilla B (10V)
36	Miguel Rufino			ESCUDERIA CARTHAGO	Óñ [ = ] Áúæ [	175.8	Carrera 1 Parrilla A (10V)
30	Mario Castro			PROMOCOPA	Óñ [ = ] Áúæ [	175.8	Carrera 1 Parrilla B (10V)
11	Daniel Oliver			R.A.C. CIRCUITO	Óñ [ = ] Áúæ [	175.6	Entrenamiento Privado
65	Roberto Fernandez			CIUDAD DE GETAFE	Óñ [ = ] Áúæ [	175.6	Cronometrado Previo
71	T æ' ^ Á' " fi [ :			ULTIMA VUELTA	Óñ [ = ] Áúæ [	175.6	Carrera 1 Parrilla B (10V)
12	Manuel Isidro	R	8	EFICAR TEAM	Óñ [ = ] Áúæ [	171.7	Carrera 1 Parrilla B (10V)
54	Borja Arrizabalaga			PROMOCOPA	Óñ [ = ] Áúæ [	169.2	Entrenamiento Privado
37	Victor Cantin			VICTOR CANTIN PINILLA	Óñ [ = ] Áúæ [	167.4	Carrera 1 Parrilla B (10V)
123	Miguel Gonzalez			ESCUDERIA CENTRO	Toyota Aygo	155.3	Carrera 1 Parrilla B (10V)
118	Javier Conejero			ESCUDERIA PLASENCIA	Toyota Aygo	153.4	Carrera 1 Parrilla B (10V)





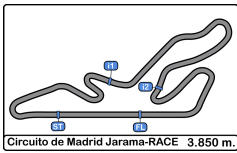
**Circuito de Madrid Jarama - RACI**  
**SAXO TROPHY JARAMA RACE**  
**Carrera 1 Parrilla B (10V)**



A Y'cf 'A zI ja U J Y c V X U X ' X Y ' 9 j Y b t c

<b>125</b>	Pablo Rodriguez		Toyota Aygo	<b>153.4</b>	Carrera 1 Parrilla B (10V)
<b>177</b>	Jan Acero	ESCUADERIA BAIX	Toyota Aygo	<b>151.8</b>	Carrera 1 Parrilla B (10V)
<b>114</b>	Luis Quintana	MOTORISMO RACING	Toyota Aygo	<b>151.4</b>	Entrenamiento Privado
<b>110</b>	Adrian Agote	MOTORISMO RACING	Toyota Aygo	<b>151.0</b>	Carrera 1 Parrilla B (10V)
<b>161</b>	Jan Peral	JUAN MANUEL PERAL	Toyota Aygo	<b>151.0</b>	Carrera 1 Parrilla B (10V)
<b>199</b>	Alberto Dorsch	RACE	Toyota Aygo	<b>149.5</b>	Carrera 1 Parrilla B (10V)





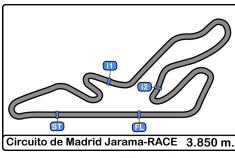
**Circuito de Madrid Jarama - RACI**  
**SAXO TROPHY JARAMA RACE**  
**Carrera 1 Parrilla B (10V)**  
**Cuentavueltas**



**VTA**

Nr	Pos	Grid	1	2	3	4	5	6	7	8	9	10
30	1	30	30	3	3	22	22	30	30	22	22	30
3	2	3	3	30	22	30	30	22	22	3	3	22
18	3	18	22	22	30	3	3	3	3	30	30	18
22	4	22	18	18	18	18	18	18	18	18	18	54
4	5	4	54	54	54	54	54	54	54	54	54	8
8	6	8	27	27	27	27	27	27	27	8	8	27
27	7	27	19	86	86	8	8	8	8	27	27	12
54	8	54	86	19	19	19	19	19	12	12	12	71
16	9	16	8	8	8	86	86	12	19	19	71	16
65	10	65	16	16	71	71	12	71	71	71	19	19
86	11	86	71	71	12	12	71	16	16	16	16	65
12	12	12	12	12	16	16	16	86	65	65	65	110
71	13	71	4	65	65	65	65	65	110	110	110	118
19	14	19	110	4	110	110	110	110	114	114	118	114
37	15	37	114	110	114	114	114	114	118	118	114	123
110	16	110	118	114	118	118	118	118	123	123	123	199
114	17	114	123	118	123	123	123	123	199	199	199	161
118	18	118	199	123	199	199	199	199	161	161	161	177
123	19	123	65	199	161	161	161	161	125	125	177	
199	20	199	161	161	125	125	125	125	177	177	125	
161	21	161	125	125	177	177	177	177	37			
177	22	177	177	177	4	4	4	4				
125	23	125	37	37	37	37	37	37				

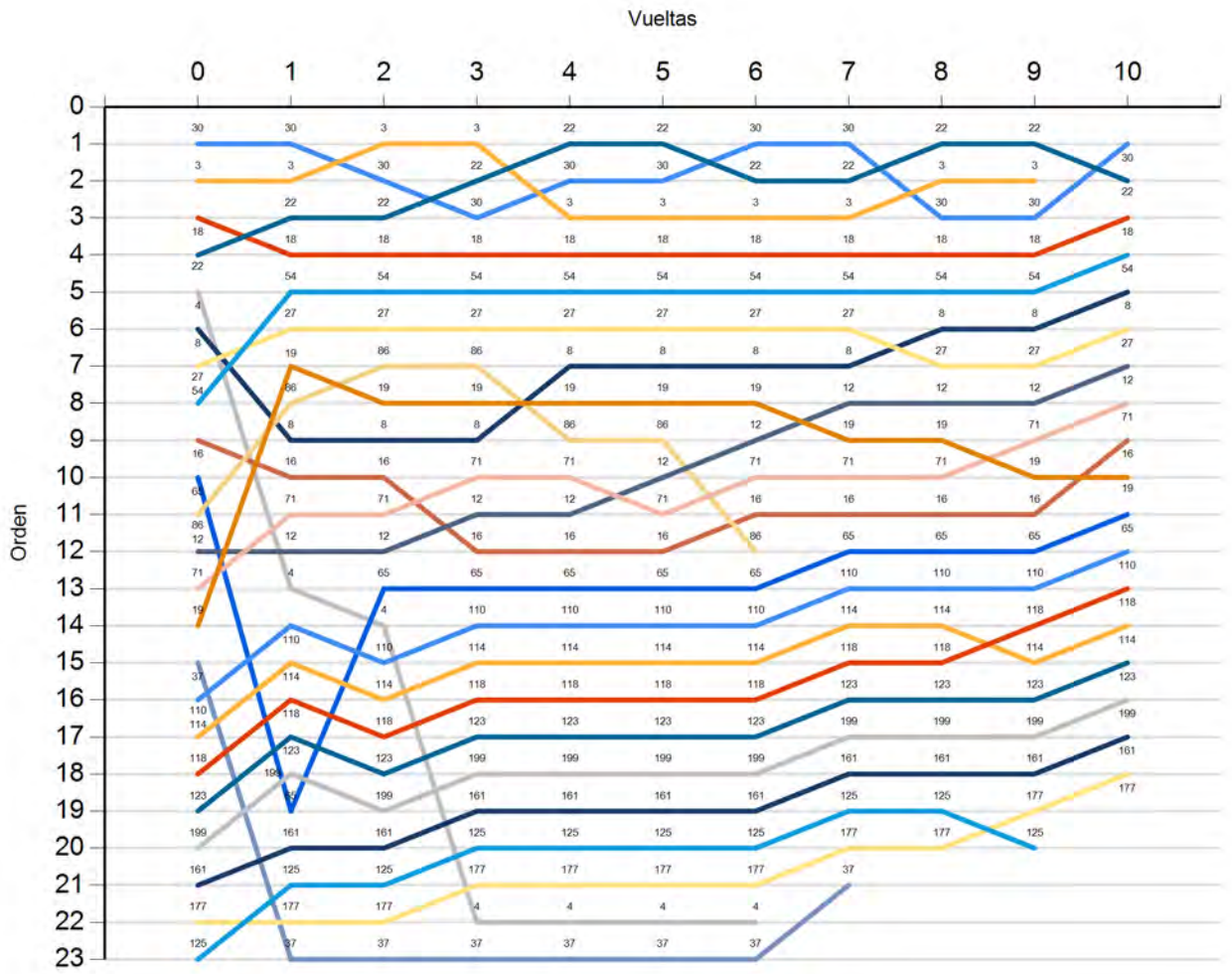


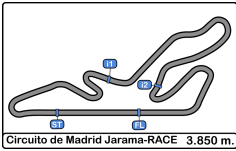


**Circuito de Madrid Jarama - RACI**  
**SAXO TROPHY JARAMA RACE**  
**Carrera 1 Parrilla B (10V)**  
**7i YbHJ i YHlg; fzZVt**



- 30
- 3
- 18
- 22
- 4
- 8
- 27
- 54
- 16
- 65
- 86
- 12
- 71
- 19
- 37
- 110
- 114
- 118
- 123
- 199
- 161
- 177
- 125





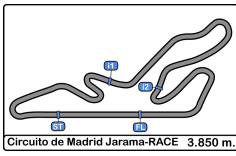
**Circuito de Madrid Jarama - RACI**  
**SAXO TROPHY JARAMA RACE**  
**Carrera 1 Parrilla B (10V)**  
**Tiempos Parada en Pit**



<u>Ord.</u>	<u>Nr.</u>	<u>In Day Time</u>	<u>Equipo/Concur</u> <u>sante</u>	<u>Nat</u>	<u>Piloto 1</u>	<u>Nat</u>	<u>Piloto 2</u>	<u>Nat</u>	<u>Vehiculo</u>	<u>Cat</u>	<u>T.</u> <u>Entrada</u>	<u>B.</u> <u>Parada</u>	<u>Tiempo</u> <u>Pit</u>	<u>Handicap</u>	<u>Dif.</u>
1	4	11:34:19.764	PROMOCOPA		Ricard Cano	ESP			Ôäi [=] ÁJæø[	R	4:33.302	1	3:05.893		



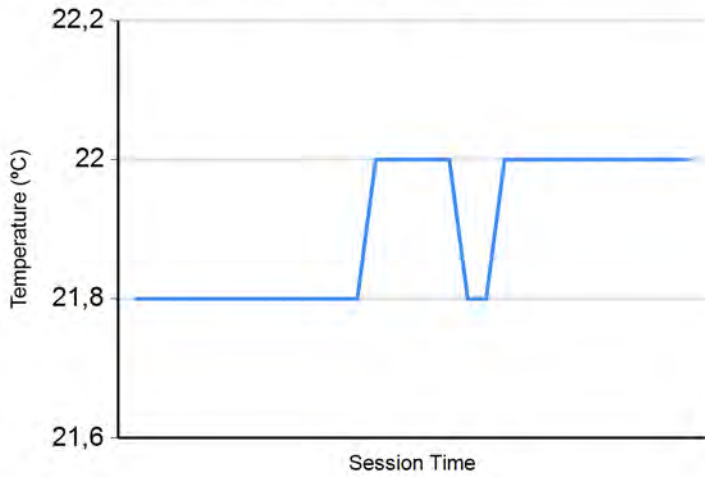




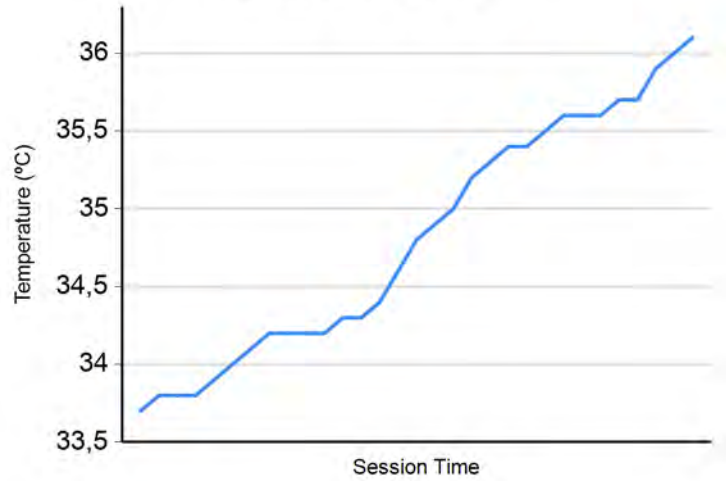
Circuito de Madrid Jarama - RACI  
**SAXO TROPHY JARAMA RACE**  
 Carrera 1 Parrilla B (10V)  
 bZfa YA YHcfc`OE JVt



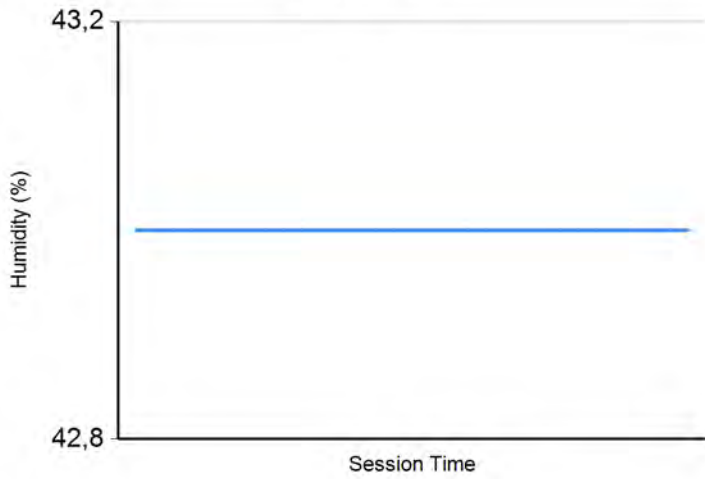
**Temperatura Aire**



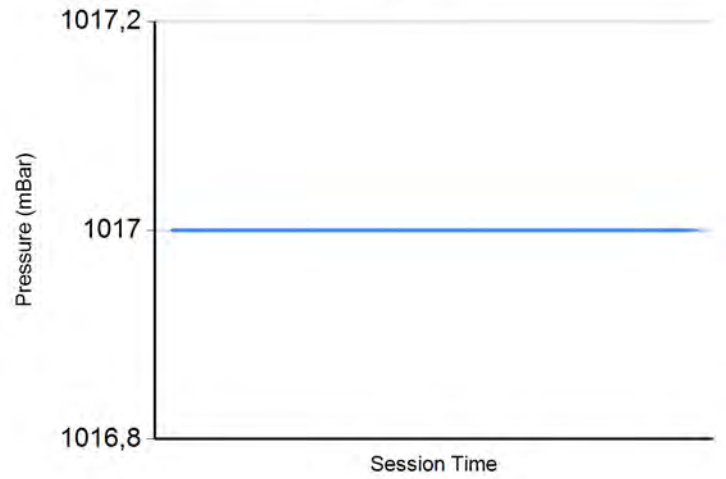
**Temperatura Pista**



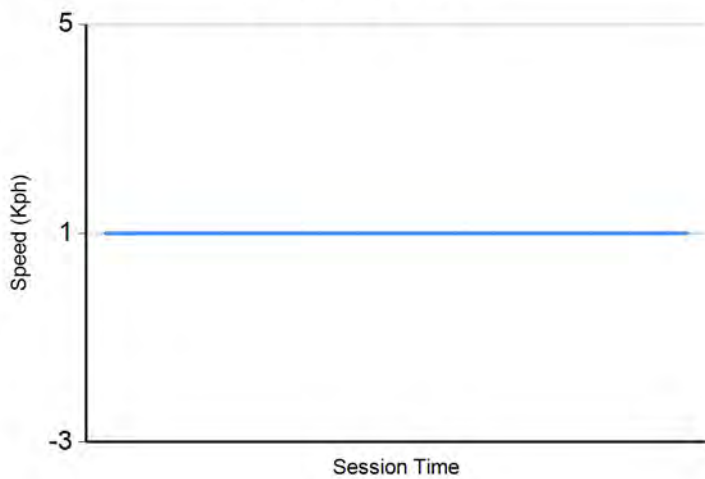
**Humedad**



**Presión**

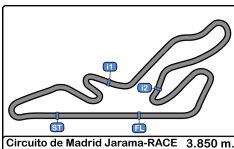


**Velocidad Viento**



**Dirección Viento**





**Circuito de Madrid Jarama - RACE**  
**SAXO TROPHY JARAMA RACE**  
**Carrera 1 Parrilla B (10V)**  
**Resultados Finales por Clase**



SAXO															
Cls	Nº	Equipo/Concursante	Piloto 1	Piloto 2	Vehiculo	Cat	Cl	Vtas.	Tiempo	Dif 1º	Interval	Km/h	Mejor	Tiempo	Km/h
1	30	PROMOCOPA	Mario Castro		Citroën Saxo	SAXO	1	10	21:16.126			108.6	7	2:06.495	109.5
2	18	R.A.C. CIRCUITO GUADALOPE	Carlos Arco		Citroën Saxo	SAXO	2	10	21:17.183	1.057	1.057	108.5	8	2:06.407	109.6
3	8	ALEX TOMAS VARELA	Alex Tomas		Citroën Saxo	SAXO	3	10	21:28.047	11.921	10.864	107.6	8	2:06.648	109.4
4	27	PROMOCOPA	Ramon Vidal		Citroën Saxo	SAXO	4	10	21:31.935	15.809	3.888	107.2	3	2:07.569	108.6
5	12	EFICAR TEAM	Manuel Isidro		Citroën Saxo	SAXO	5	10	21:37.545	21.419	5.610	106.8	5	2:08.136	108.1
6	54 *	PROMOCOPA	Borja Arrizabalaga		Citroën Saxo	SAXO	6	10	21:37.725	21.599	0.180	106.8	3	2:07.765	108.4
7	71	ULTIMA VUELTA	Manuel Muñoz	Julian Aragon	Citroën Saxo	SAXO	7	10	21:42.837	26.711	5.112	106.3	6	2:08.324	108.0
8	16	CIUDAD DE GETAFE	Victor Ambite		Citroën Saxo	SAXO	8	10	21:45.500	29.374	2.663	106.1	6	2:07.629	108.5
9	19	AUTOMOVIL CLUB VEC	Juan Dominguez		Citroën Saxo	SAXO	9	10	21:46.481	30.355	0.981	106.0	3	2:07.177	108.9
10	65	CIUDAD DE GETAFE	Roberto Fernandez	Manuel Cozar	Citroën Saxo	SAXO	10	10	21:46.560	30.434	0.079	106.0	3	2:07.619	108.6
11	3	PROMOCOPA	Fco. Javier Yañez		Citroën Saxo	SAXO	11	9	19:08.236	1 Vta.	1 Vta.	108.6	7	2:06.316	109.7
<b>Not classified: (Requirements: 75% of number laps of leader = 8 Laps)</b>															
	37	VICTOR CANTIN PINILLA	Victor Cantin		Citroën Saxo	SAXO	12	7	23:16.602	3 Vtas.	2 Vtas.	69.4	4	2:12.380	104.6
	86	RASANTE SPORT	Sergio Cabal		Citroën Saxo	SAXO	13	6	13:06.227	4 Vtas.	1 Vta.	105.7	2	2:07.674	108.5
	4	PROMOCOPA	Ricard Cano		Citroën Saxo	SAXO	14	6	17:00.684	4 Vtas.	3:54.457	81.4	4	2:09.786	106.7
<b>Excluded:</b>															
	22 *	R.A.C. CIRCUITO GUADALOPE	Guillermo Ibañez		Citroën Saxo	SAXO	15								

KOBÉ															
Cls	Nº	Equipo/Concursante	Piloto 1	Piloto 2	Vehiculo	Cat	Cl	Vtas.	Tiempo	Dif 1º	Interval	Km/h	Mejor	Tiempo	Km/h
1	110	MOTORISMO RACING TEAM	Adrian Agote		Toyota Aygo	KOBÉ	1	10	23:15.779			99.2	4	2:18.850	99.8
2	118	ESCUADERIA PLASENCIA	Javier Conejero		Toyota Aygo	KOBÉ	2	10	23:20.614	4.835	4.835	98.9	6	2:18.853	99.8
3	114	MOTORISMO RACING TEAM	Luis Quintana		Toyota Aygo	KOBÉ	3	10	23:20.837	5.058	0.223	98.9	3	2:18.770	99.8
4	123	ESCUADERIA CENTRO	Miguel Gonzalez		Toyota Aygo	KOBÉ	4	10	23:26.232	10.453	5.395	98.5	3	2:19.291	99.5
5	199	RACE	Alberto Dorsch		Toyota Aygo	KOBÉ	5	10	23:37.226	21.447	10.994	97.7	2	2:20.475	98.6
6	161	JUAN MANUEL PERAL MARIÑ	Jan Peral		Toyota Aygo	KOBÉ	6	10	23:37.519	21.740	0.293	97.7	9	2:20.346	98.7
7	177	ESCUADERIA BAIX EMPORDA	Jan Acero		Toyota Aygo	KOBÉ	7	10	23:37.844	22.065	0.325	97.7	9	2:19.980	99.0
8	125		Pablo Rodriguez		Toyota Aygo	KOBÉ	8	9	21:16.536	1 Vta.	1 Vta.	97.7	7	2:20.240	98.8

Vta. Rápida Fco. Javier Yañez en 2:06.316 a 109.7 Km/h en la vta. 7

**\* PENALIZACIONES**

Excluido el participante numero 22 en virtud del Art. 21.5 del RGVC  
 Penalizado el dorsal 54 con 10 seg. en virtud del Art. 13.6 del RGVC

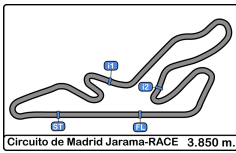
Publicado a las:.....

Temp Pista: 36.1 °C Temp Aire: 22.0 °C Humedad: 43 % Estado Pista: SECA

Comisarios Deportivos:

Cronometrador:





**Circuito de Madrid Jarama - RACI**  
**SAXO TROPHY JARAMA RACE**  
**Carrera 2 Parrilla A (10V)**  
**Resultados Provisionales**



Clas	Nº	Piloto	Cat	Clas	Equipo	Vehiculo	Vtas.	Tiempo Total	Dif 1º	Interval	Km/h	Mejor	Tiempo	Km/h
1	70	Santiago Castilla			EFICAR TEAM	Citroën Saxo	10	20:50.888			110.8	5	2:04.179	111.6
2	60	Julian Mazuecos			CIUDAD DE GETAFE	Citroën Saxo	10	20:51.534	0.646	0.646	110.7	8	2:04.478	111.3
3	35	Jose Maria Albal			PEÑA AUTOMOVILISTICA SLICK QUEMADO	Citroën Saxo	10	20:51.952	1.064	0.418	110.7	10	2:04.715	111.1
4	96	Luis Alvarez			PROMOCOPA	Citroën Saxo	10	20:53.381	2.493	1.429	110.5	8	2:04.500	111.3
5	64	Alexander Villanueva			EFICAR TEAM	Citroën Saxo	10	20:53.694	2.806	0.313	110.5	8	2:04.609	111.2
6	20	Andrea Fernandez			EFICAR TEAM	Citroën Saxo	10	20:54.184	3.296	0.490	110.5	8	2:04.639	111.2
7	73	Fernando Paniagua			VSR MOTORSPORT	Citroën Saxo	10	20:58.696	7.808	4.512	110.1	2	2:04.502	111.3
8	44	Jesus Rodriguez			DESGUACES LA	Citroën Saxo	10	20:59.005	8.117	0.309	110.0	3	2:04.788	111.0
9	41	Ivan Riera			EFICAR TEAM	Citroën Saxo	10	20:59.303	8.415	0.298	110.0	3	2:04.237	111.5
10	43	Javier Albar			DESGUACES LA	Citroën Saxo	10	21:00.279	9.391	0.976	109.9	3	2:04.852	111.0
11	10	Alberto Lazaro			ALBERTO LAZARO	Citroën Saxo	10	21:04.508	13.620	4.229	109.6	2	2:05.219	110.6
12	48	Antonio Castillo			VSR MOTORSPORT	Citroën Saxo	10	21:05.146	14.258	0.638	109.5	3	2:05.473	110.4
13	36	Miguel Rufino			ESCUDERIA	Citroën Saxo	10	21:13.503	22.615	8.357	108.8	8	2:06.113	109.9
14	33	Sylvain Xavier			R.A.C. CIRCUITO GUADALOPE	Citroën Saxo	10	21:13.931	23.043	0.428	108.7	9	2:06.024	109.9
15	75	Francisco Vazquez	R	1	PROMOCOPA	Citroën Saxo	10	21:15.825	24.937	1.894	108.6	4	2:05.860	110.1
16	59	Vicente Valles			VSR MOTORSPORT	Citroën Saxo	10	21:19.900	29.012	4.075	108.2	6	2:06.171	109.8
17	77	Agustin Arce			VSR MOTORSPORT	Citroën Saxo	10	21:23.082	32.194	3.182	108.0	3	2:06.656	109.4
18	76	Carlota Villanueva			EFICAR TEAM	Citroën Saxo	10	21:23.237	32.349	0.155	108.0	7	2:07.020	109.1
19	17	Francisco Jose Amaro			ULTIMA VUELTA	Citroën Saxo	10	21:23.674	32.786	0.437	107.9	5	2:04.624	111.2
20	13	Oubiña - Villacieros			ULTIMA VUELTA	Citroën Saxo	10	21:24.138	33.250	0.464	107.9	4	2:06.545	109.5
21	79	Angel Lucena			RASANTE SPORT	Citroën Saxo	10	21:25.002	34.114	0.864	107.8	8	2:06.600	109.4
22	9	Arkaitz Uranga			R.A.C. CIRCUITO GUADALOPE	Citroën Saxo	10	21:25.420	34.532	0.418	107.8	6	2:06.656	109.4
23	55	David Rodriguez			DESGUACES LA	Citroën Saxo	10	21:25.864	34.976	0.444	107.7	3	2:06.606	109.4
24	5	Gomez - Gomez			REAL PEÑA MOTORISTA VIZCAYA	Citroën Saxo	10	21:26.196	35.308	0.332	107.7	7	2:06.610	109.4
25	80	Oscar Montalvo			RX PRO RACING	Citroën Saxo	10	21:26.866	35.978	0.670	107.7	6	2:06.327	109.7
26	85	Pablo Blanco			PROMOCOPA	Citroën Saxo	10	21:27.193	36.305	0.327	107.6	6	2:06.668	109.4
27	23	Mariano Esteban	R	2	VSR MOTORSPORT	Citroën Saxo	10	21:27.625	36.737	0.432	107.6	6	2:05.826	110.1
28	7	Alvaro Ruiz			PROMOCOPA	Citroën Saxo	10	21:27.952	37.064	0.327	107.6	6	2:06.435	109.6
29	49	Jose Antonio Martin			C.D PLEMAR SPORT	Citroën Saxo	10	21:31.730	40.842	3.778	107.2	4	2:07.063	109.0
30	14	Antonio Honrado			PROMOCOPA	Citroën Saxo	10	21:32.712	41.824	0.982	107.2	7	2:07.011	109.1
31	39	Ralf Henri			DESGUACES LA	Citroën Saxo	10	21:34.440	43.552	1.728	107.0	10	2:07.192	108.9
32	46	Gustavo Gomar			RX PRO RACING	Citroën Saxo	10	21:35.915	45.027	1.475	106.9	7	2:07.222	108.9
33	98	Deogracias Millan			RX PRO RACING	Citroën Saxo	10	21:38.314	47.426	2.399	106.7	5	2:06.609	109.4
34	24	Marcos Gonzalez			ULTIMA VUELTA	Citroën Saxo	10	21:42.591	51.703	4.277	106.4	9	2:08.265	108.0
35	15	Juan Ramon Garcia			DESGUACES LA	Citroën Saxo	10	21:43.489	52.601	0.898	106.3	7	2:07.907	108.3
<b>Not classified: (Requirements: 75% of number laps of leader = 8 Laps)</b>														
11		Daniel Oliver			R.A.C. CIRCUITO GUADALOPE	Citroën Saxo	5	11:29.936	5 Vtas.	5 Vtas.	100.4	4	2:09.488	107.0
95		Gonzalo Alvarez	R		PROMOCOPA	Citroën Saxo	2	4:38.666	8 Vtas.	3 Vtas.	99.4	2	2:12.890	104.2
6		Francisco Comendador			VSR MOTORSPORT	Citroën Saxo	1	3:15.387	9 Vtas.	1 Vta.	70.9	1	3:15.387	70.9
26		Daniel Martinez			VSR MOTORSPORT	Citroën Saxo								

Vta. Rápida Santiago Castilla en 2:04.179 a 111.6 Km/h en la vta. 5

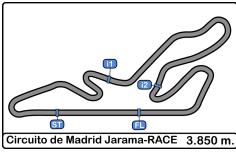
Publicado a las:.....

Temp Pista: 38.0 °C Temp Aire: 26.9 °C Humedad: 31 % Estado Pista: SECA

Director Carrera:

Cronometrador:





**Circuito de Madrid Jarama - RACI**  
**SAXO TROPHY JARAMA RACE**  
**Carrera 2 Parrilla A (10V)**  
**Resultados Provisionales**



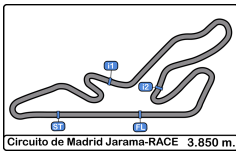
Publicado a las:.....

Temp Pista: **38.0 °C**   Temp Aire: **26.9 °C**   Humedad: **31 %**   Estado Pista: **SECA**

**Director Carrera:**

**Cronometrador:**





**Circuito de Madrid Jarama - RACI**  
**SAXO TROPHY JARAMA RACE**  
**Carrera 2 Parrilla A (10V)**



**Resultados Provisionales por Categoría**

Clas	Nº	Piloto	Cat	Clas	Equipo	Vehiculo	Vtas.	Tiempo Total	Dif 1º	Interval	Km/h	Mejor	Tiemp	Km/h
1	70	Santiago Castilla			EFICAR TEAM	Citroën Saxo	10	20:50.888			110.8	5	2:04.17	111.6
2	60	Julian Mazuecos			CIUDAD DE GETAFE	Citroën Saxo	10	20:51.534	0.646	0.646	110.7	8	2:04.47	111.3
3	35	Jose Maria Albal			PEÑA AUTOMOVILISTICA	Citroën Saxo	10	20:51.952	1.064	0.418	110.7	10	2:04.71	111.1
4	96	Luis Alvarez			PROMOCOPA	Citroën Saxo	10	20:53.381	2.493	1.429	110.5	8	2:04.50	111.3
5	64	Alexander Villanueva			EFICAR TEAM	Citroën Saxo	10	20:53.694	2.806	0.313	110.5	8	2:04.60	111.2
6	20	Andrea Fernandez			EFICAR TEAM	Citroën Saxo	10	20:54.184	3.296	0.490	110.5	8	2:04.63	111.2
7	73	Fernando Paniagua			VSR MOTORSPORT	Citroën Saxo	10	20:58.696	7.808	4.512	110.1	2	2:04.50	111.3
8	44	Jesus Rodriguez			DESGUACES LA TORRE	Citroën Saxo	10	20:59.005	8.117	0.309	110.0	3	2:04.78	111.0
9	41	Ivan Riera			EFICAR TEAM	Citroën Saxo	10	20:59.303	8.415	0.298	110.0	3	2:04.23	111.5
10	43	Javier Albar			DESGUACES LA TORRE	Citroën Saxo	10	21:00.279	9.391	0.976	109.9	3	2:04.85	111.0
11	10	Alberto Lazaro			ALBERTO LAZARO	Citroën Saxo	10	21:04.508	13.620	4.229	109.6	2	2:05.21	110.6
12	48	Antonio Castillo			VSR MOTORSPORT	Citroën Saxo	10	21:05.146	14.258	0.638	109.5	3	2:05.47	110.4
13	36	Miguel Rufino			ESCUDERIA CARTHAGO	Citroën Saxo	10	21:13.503	22.615	8.357	108.8	8	2:06.11	109.9
14	33	Sylvain Xavier			R.A.C. CIRCUITO	Citroën Saxo	10	21:13.931	23.043	0.428	108.7	9	2:06.02	109.9
15	59	Vicente Valles			VSR MOTORSPORT	Citroën Saxo	10	21:19.900	29.012	5.969	108.2	6	2:06.17	109.8
16	77	Agustin Arce			VSR MOTORSPORT	Citroën Saxo	10	21:23.082	32.194	3.182	108.0	3	2:06.65	109.4
17	76	Carlota Villanueva			EFICAR TEAM	Citroën Saxo	10	21:23.237	32.349	0.155	108.0	7	2:07.02	109.1
18	17	Francisco Jose Amaro			ULTIMA VUELTA	Citroën Saxo	10	21:23.674	32.786	0.437	107.9	5	2:04.62	111.2
19	13	Jonathan Oubiña			ULTIMA VUELTA	Citroën Saxo	10	21:24.138	33.250	0.464	107.9	4	2:06.54	109.5
20	79	Angel Lucena			RASANTE SPORT	Citroën Saxo	10	21:25.002	34.114	0.864	107.8	8	2:06.60	109.4
21	9	Arkaitz Uranga			R.A.C. CIRCUITO	Citroën Saxo	10	21:25.420	34.532	0.418	107.8	6	2:06.65	109.4
22	55	David Rodriguez			DESGUACES LA TORRE	Citroën Saxo	10	21:25.864	34.976	0.444	107.7	3	2:06.60	109.4
23	5	Jonathan Gomez			REAL PEÑA MOTORISTA	Citroën Saxo	10	21:26.196	35.308	0.332	107.7	7	2:06.61	109.4
24	80	Oscar Montalvo			RX PRO RACING	Citroën Saxo	10	21:26.866	35.978	0.670	107.7	6	2:06.32	109.7
25	85	Pablo Blanco			PROMOCOPA	Citroën Saxo	10	21:27.193	36.305	0.327	107.6	6	2:06.66	109.4
26	7	Alvaro Ruiz			PROMOCOPA	Citroën Saxo	10	21:27.952	37.064	0.759	107.6	6	2:06.43	109.6
27	49	Jose Antonio Martin			C.D PLEMAR SPORT	Citroën Saxo	10	21:31.730	40.842	3.778	107.2	4	2:07.06	109.0
28	14	Antonio Honrado			PROMOCOPA	Citroën Saxo	10	21:32.712	41.824	0.982	107.2	7	2:07.01	109.1
29	39	Ralf Henri			DESGUACES LA TORRE	Citroën Saxo	10	21:34.440	43.552	1.728	107.0	10	2:07.19	108.9
30	46	Gustavo Gomar			RX PRO RACING	Citroën Saxo	10	21:35.915	45.027	1.475	106.9	7	2:07.22	108.9
31	98	Deogracias Millan			RX PRO RACING	Citroën Saxo	10	21:38.314	47.426	2.399	106.7	5	2:06.60	109.4
32	24	Marcos Gonzalez			ULTIMA VUELTA	Citroën Saxo	10	21:42.591	51.703	4.277	106.4	9	2:08.26	108.0
33	15	Juan Ramon Garcia			DESGUACES LA TORRE	Citroën Saxo	10	21:43.489	52.601	0.898	106.3	7	2:07.90	108.3

**Not classified: (Requirements: 75% of number laps of leader = 8 Laps)**

11	Daniel Oliver	R.A.C. CIRCUITO	Citroën Saxo	5	11:29.936	5 Vtas.	5 Vtas.	100.4	4	2:09.48	107.0
6	Francisco Comendador	VSR MOTORSPORT	Citroën Saxo	1	3:15.387	9 Vtas.	4 Vtas.	70.9	1	3:15.38	70.9
26	Daniel Martinez	VSR MOTORSPORT	Citroën Saxo								

**Rookie**

Clas	Nº	Piloto	Cat	Clas	Equipo	Vehiculo	Vtas.	Tiempo Total	Dif 1º	Interval	Km/h	Mejor	Tiemp	Km/h
1	75	Francisco Vazquez	R	1	PROMOCOPA	Citroën Saxo	10	21:15.825			108.6	4	2:05.86	110.1
2	23	Mariano Esteban	R	2	VSR MOTORSPORT	Citroën Saxo	10	21:27.625	11.800	11.800	107.6	6	2:05.82	110.1

**Not classified: (Requirements: 75% of number laps of leader = 8 Laps)**

95	Gonzalo Alvarez	R	3	PROMOCOPA	Citroën Saxo	2	4:38.666	8 Vtas.	8 Vtas.	99.4	2	2:12.89	104.2
----	-----------------	---	---	-----------	--------------	---	----------	---------	---------	------	---	---------	-------

Vta. Rápida Santiago Castilla en 2:04.179 a 111.6 Km/h en la vta. 5

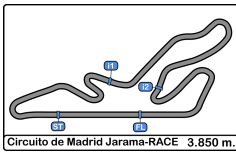
Publicado a las:.....

Temp Pista: **38.0 °C** Temp Aire: **26.9 °C** Humedad: **31 %** Estado Pista: **SECA**

Director Carrera:

Cronometrador:



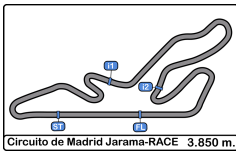


**Circuito de Madrid Jarama - RACI**  
**SAXO TROPHY JARAMA RACE**  
**Carrera 2 Parrilla A (10V)**



**Clasificación Provisional por Vuelta Rápida de Piloto**

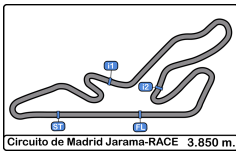
Cl	Nº	Equipo/Concursante	Vehiculo	Piloto	Cat	Cl	Vtas.	Mejor	Tiempo	Dif 1º	Interval	Km/h
1	70	EFICAR TEAM	Citroën Saxo	Santiago Castilla			10	5	2:04.179			111.6
2	41	EFICAR TEAM	Citroën Saxo	Ivan Riera			10	3	2:04.237	0.058	0.058	111.5
3	60	CIUDAD DE GETAFE	Citroën Saxo	Julian Mazuecos			10	8	2:04.478	0.299	0.241	111.3
4	96	PROMOCOPA	Citroën Saxo	Luis Alvarez			10	8	2:04.500	0.321	0.022	111.3
5	73	VSR MOTORSPORT	Citroën Saxo	Fernando Paniagua			10	2	2:04.502	0.323	0.002	111.3
6	64	EFICAR TEAM	Citroën Saxo	Alexander Villanueva			10	8	2:04.609	0.430	0.107	111.2
7	17	ULTIMA VUELTA	Citroën Saxo	Francisco Jose Amaro			10	5	2:04.624	0.445	0.015	111.2
8	20	EFICAR TEAM	Citroën Saxo	Andrea Fernandez			10	8	2:04.639	0.460	0.015	111.2
9	35	PEÑA AUTOMOVILISTICA SLICK SAXO TROPHY	Citroën Saxo	Jose Maria Albal			10	10	2:04.715	0.536	0.076	111.1
10	44	DESGUACES LA TORRE	Citroën Saxo	Jesus Rodriguez			10	3	2:04.788	0.609	0.073	111.0
11	43	DESGUACES LA TORRE	Citroën Saxo	Javier Albar			10	3	2:04.852	0.673	0.064	111.0
12	10	ALBERTO LAZARO BARRAS	Citroën Saxo	Alberto Lazaro			10	2	2:05.219	1.040	0.367	110.6
13	48	VSR MOTORSPORT	Citroën Saxo	Antonio Castillo			10	3	2:05.473	1.294	0.254	110.4
14	23	VSR MOTORSPORT	Citroën Saxo	Mariano Esteban	R	1	10	6	2:05.826	1.647	0.353	110.1
15	75	PROMOCOPA	Citroën Saxo	Francisco Vazquez	R	2	10	4	2:05.860	1.681	0.034	110.1
16	33	R.A.C. CIRCUITO GUADALO	Citroën Saxo	Sylvain Xavier			10	9	2:06.024	1.845	0.164	109.9
17	36	ESCUDERIA CARTHAGO	Citroën Saxo	Miguel Rufino			10	8	2:06.113	1.934	0.089	109.9
18	59	VSR MOTORSPORT	Citroën Saxo	Vicente Valles			10	6	2:06.171	1.992	0.058	109.8
19	80	RX PRO RACING	Citroën Saxo	Oscar Montalvo			10	6	2:06.327	2.148	0.156	109.7
20	7	PROMOCOPA	Citroën Saxo	Alvaro Ruiz			10	6	2:06.435	2.256	0.108	109.6
21	13	ULTIMA VUELTA	Citroën Saxo	Oubiña - Villacieros			10	4	2:06.545	2.366	0.110	109.5
22	79	RASANTE SPORT	Citroën Saxo	Angel Lucena			10	8	2:06.600	2.421	0.055	109.4
23	55	DESGUACES LA TORRE	Citroën Saxo	David Rodriguez			10	3	2:06.606	2.427	0.006	109.4
24	98	RX PRO RACING	Citroën Saxo	Deogracias Millan			10	5	2:06.609	2.430	0.003	109.4
25	5	REAL PEÑA MOTORISTA	Citroën Saxo	Gomez - Gomez			10	7	2:06.610	2.431	0.001	109.4
26	77	VSR MOTORSPORT	Citroën Saxo	Agustin Arce			10	3	2:06.656	2.477	0.046	109.4
27	9	R.A.C. CIRCUITO GUADALO	Citroën Saxo	Arkaitz Uranga			10	6	2:06.656	2.477	0.000	109.4
28	85	PROMOCOPA	Citroën Saxo	Pablo Blanco			10	6	2:06.668	2.489	0.012	109.4
29	14	PROMOCOPA	Citroën Saxo	Antonio Honrado			10	7	2:07.011	2.832	0.343	109.1
30	76	EFICAR TEAM	Citroën Saxo	Carlota Villanueva			10	7	2:07.020	2.841	0.009	109.1
31	49	C.D PLEMAR SPORT	Citroën Saxo	Jose Antonio Martin			10	4	2:07.063	2.884	0.043	109.0
32	39	DESGUACES LA TORRE	Citroën Saxo	Ralf Henri			10	10	2:07.192	3.013	0.129	108.9
33	46	RX PRO RACING	Citroën Saxo	Gustavo Gomar			10	7	2:07.222	3.043	0.030	108.9
34	15	DESGUACES LA TORRE	Citroën Saxo	Juan Ramon Garcia			10	7	2:07.907	3.728	0.685	108.3
35	24	ULTIMA VUELTA	Citroën Saxo	Marcos Gonzalez			10	9	2:08.265	4.086	0.358	108.0
36	11	R.A.C. CIRCUITO GUADALO	Citroën Saxo	Daniel Oliver			5	4	2:09.488	5.309	1.223	107.0
37	95	PROMOCOPA	Citroën Saxo	Gonzalo Alvarez	R	3	2	2	2:12.890	8.711	3.402	104.2
38	6	VSR MOTORSPORT	Citroën Saxo	Francisco Comendador			1	1	3:15.387	1:11.20	1:02.497	70.9



**Circuito de Madrid Jarama - RACI**  
**SAXO TROPHY JARAMA RACE**  
**Carrera 2 Parrilla A (10V)**  
**Distancia y Velocidad Media**



Clas	Nº	Piloto	Cat	Clas	Equipo	Vehiculo	Vtas.	Distancia	Tiempo Total	Km/h
1	70	Santiago Castilla			EFICAR TEAM	Citroën Saxo	10	38.50	20:50.888	110.8
2	60	Julian Mazuecos			CIUDAD DE GETAFE	Citroën Saxo	10	38.50	20:51.534	110.7
3	35	Jose Maria Albal			PEÑA AUTOMOVILISTICA SLICK QUEMADO	Citroën Saxo	10	38.50	20:51.952	110.7
4	96	Luis Alvarez			PROMOCOPA	Citroën Saxo	10	38.50	20:53.381	110.5
5	64	Alexander Villanueva			EFICAR TEAM	Citroën Saxo	10	38.50	20:53.694	110.5
6	20	Andrea Fernandez			EFICAR TEAM	Citroën Saxo	10	38.50	20:54.184	110.5
7	73	Fernando Paniagua			VSR MOTORSPORT	Citroën Saxo	10	38.50	20:58.696	110.1
8	44	Jesus Rodriguez			DESGUACES LA TORRE	Citroën Saxo	10	38.50	20:59.005	110.0
9	41	Ivan Riera			EFICAR TEAM	Citroën Saxo	10	38.50	20:59.303	110.0
10	43	Javier Albar			DESGUACES LA TORRE	Citroën Saxo	10	38.50	21:00.279	109.9
11	10	Alberto Lazaro			ALBERTO LAZARO BARRASA	Citroën Saxo	10	38.50	21:04.508	109.6
12	48	Antonio Castillo			VSR MOTORSPORT	Citroën Saxo	10	38.50	21:05.146	109.5
13	36	Miguel Rufino			ESCUADERIA CARTHAGO	Citroën Saxo	10	38.50	21:13.503	108.8
14	33	Sylvain Xavier			R.A.C. CIRCUITO GUADALOPE	Citroën Saxo	10	38.50	21:13.931	108.7
15	75	Francisco Vazquez	R	1	PROMOCOPA	Citroën Saxo	10	38.50	21:15.825	108.6
16	59	Vicente Valles			VSR MOTORSPORT	Citroën Saxo	10	38.50	21:19.900	108.2
17	77	Agustin Arce			VSR MOTORSPORT	Citroën Saxo	10	38.50	21:23.082	108.0
18	76	Carlota Villanueva			EFICAR TEAM	Citroën Saxo	10	38.50	21:23.237	108.0
19	17	Francisco Jose Amaro			ULTIMA VUELTA	Citroën Saxo	10	38.50	21:23.674	107.9
20	13	Jonathan Oubiña			ULTIMA VUELTA	Citroën Saxo	10	38.50	21:24.138	107.9
21	79	Angel Lucena			RASANTE SPORT	Citroën Saxo	10	38.50	21:25.002	107.8
22	9	Arkaitz Uranga			R.A.C. CIRCUITO GUADALOPE	Citroën Saxo	10	38.50	21:25.420	107.8
23	55	David Rodriguez			DESGUACES LA TORRE	Citroën Saxo	10	38.50	21:25.864	107.7
24	5	Jonathan Gomez			REAL PEÑA MOTORISTA VIZCAYA	Citroën Saxo	10	38.50	21:26.196	107.7
25	80	Oscar Montalvo			RX PRO RACING	Citroën Saxo	10	38.50	21:26.866	107.7
26	85	Pablo Blanco			PROMOCOPA	Citroën Saxo	10	38.50	21:27.193	107.6
27	23	Mariano Esteban	R	2	VSR MOTORSPORT	Citroën Saxo	10	38.50	21:27.625	107.6
28	7	Alvaro Ruiz			PROMOCOPA	Citroën Saxo	10	38.50	21:27.952	107.6
29	49	Jose Antonio Martin			C.D PLEMAR SPORT	Citroën Saxo	10	38.50	21:31.730	107.2
30	14	Antonio Honrado			PROMOCOPA	Citroën Saxo	10	38.50	21:32.712	107.2
31	39	Ralf Henri			DESGUACES LA TORRE	Citroën Saxo	10	38.50	21:34.440	107.0
32	46	Gustavo Gomar			RX PRO RACING	Citroën Saxo	10	38.50	21:35.915	106.9
33	98	Deogracias Millan			RX PRO RACING	Citroën Saxo	10	38.50	21:38.314	106.7
34	24	Marcos Gonzalez			ULTIMA VUELTA	Citroën Saxo	10	38.50	21:42.591	106.4
35	15	Juan Ramon Garcia			DESGUACES LA TORRE	Citroën Saxo	10	38.50	21:43.489	106.3
36	11	Daniel Oliver			R.A.C. CIRCUITO GUADALOPE	Citroën Saxo	5	19.25	11:29.936	100.4
37	95	Gonzalo Alvarez	R	3	PROMOCOPA	Citroën Saxo	2	07.70	4:38.666	99.4
38	6	Francisco Comendador			VSR MOTORSPORT	Citroën Saxo	1	03.85	3:15.387	70.9
39	26	Daniel Martinez			VSR MOTORSPORT	Citroën Saxo	0			



**Circuito de Madrid Jarama - RACI**  
**SAXO TROPHY JARAMA RACE**  
**Carrera 2 Parrilla A (10V)**  
**Tiempos Por Vuelta**



**5** Jonathan Gomez Citroën Saxo **10** Alberto Lazaro Citroën Saxo  
 Oscar Gomez REAL PEÑA MOTORISTA ALBERTO LAZARO BARRASA

Vta	D	Tiempo	Sector 1	Sector 2	Sector 3	T. Spd	Elapsed	Vta	D	Tiempo	Sector 1	Sector 2	Sector 3	T. Spd	Elapsed
1		2:18.941	59.425	43.434	36.082	134.1	2:18.941	1		2:06.342	49.007	42.180	35.155	99.1	2:06.342
2		2:09.482	49.673	43.888	35.921	173.6	4:28.423	2		<b>2:05.219</b>	48.135	42.115	<b>34.969</b>	177.0	4:11.561
3		2:06.795	48.205	43.234	35.356	177.0	6:35.218	3		2:06.036	48.059	42.672	35.305	179.7	6:17.597
4		2:06.916	48.323	43.312	<b>35.281</b>	180.0	8:42.134	4		2:05.746	48.159	<b>42.100</b>	35.487	177.0	8:23.343
5		2:06.815	48.172	43.109	35.534	180.3	10:48.949	5		2:05.610	48.288	42.246	35.076	173.3	10:28.953
6		2:06.783	48.476	43.026	35.281	177.3	12:55.732	6		2:05.864	48.154	42.593	35.117	177.9	12:34.817
7		<b>2:06.610</b>	<b>48.149</b>	43.120	35.341	176.7	15:02.342	7		2:05.542	<b>47.860</b>	42.520	35.162	173.3	14:40.359
8		2:06.997	48.518	<b>42.989</b>	35.490	176.4	17:09.339	8		2:06.479	48.164	42.352	35.963	173.6	16:46.838
9		2:08.521	48.944	43.727	35.850	176.7	19:17.860	9		2:11.499	53.887	42.389	35.223	170.8	18:58.337
10		2:08.336	49.461	43.239	35.636	175.6	21:26.196	10		2:06.171	48.381	42.484	35.306	171.4	21:04.508

**6** Francisco Comendador Citroën Saxo **11** Daniel Oliver Citroën Saxo  
 VSR MOTORSPORT R.A.C. CIRCUITO GUADALOPE

Vta	D	Tiempo	Sector 1	Sector 2	Sector 3	T. Spd	Elapsed	Vta	D	Tiempo	Sector 1	Sector 2	Sector 3	T. Spd	Elapsed
1		<b>3:15.387</b> P	<b>56.248</b>	<b>48.306</b>	<b>1:30.833</b>	110.3	3:15.387	1		2:24.611	1:01.128	44.987	38.496	130.9	2:24.611
2								2		2:10.726	50.440	44.009	36.277	177.3	4:35.337
3								3		2:10.929	50.590	43.981	36.358	173.3	6:46.266
4								4		<b>2:09.488</b>	<b>50.066</b>	<b>43.792</b>	<b>35.630</b>	171.9	8:55.754
5								5		2:34.182 P	57.298	49.046	47.838	173.0	11:29.936

**7** Alvaro Ruiz Citroën Saxo PROMOCOPIA

Vta	D	Tiempo	Sector 1	Sector 2	Sector 3	T. Spd	Elapsed	Vta	D	Tiempo	Sector 1	Sector 2	Sector 3	T. Spd	Elapsed
1		2:21.354	1:00.884	44.287	36.183	136.8	2:21.354	13		Jonathan Oubiña Citroën Saxo					
2		2:09.175	49.143	44.112	35.920	174.1	4:30.529			Miguel Villaceros ULTIMA VUELTA					
3		2:07.078	48.518	42.963	35.597	176.1	6:37.607								
4		2:06.933	48.343	43.098	35.492	180.0	8:44.540								
5		2:07.534	48.424	42.985	36.125	180.6	10:52.074								
6		<b>2:06.435</b>	<b>47.988</b>	42.991	<b>35.456</b>	177.3	12:58.509								
7		2:06.914	48.492	42.875	35.547	177.0	15:05.423								
8		2:08.288	48.607	42.881	36.800	176.4	17:13.711								
9		2:06.896	48.495	<b>42.715</b>	35.686	173.0	19:20.607								
10		2:07.345	48.043	43.157	36.145	178.5	21:27.952								

**9** Arkaitz Uranga Citroën Saxo R.A.C. CIRCUITO GUADALOPE

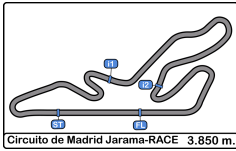
Vta	D	Tiempo	Sector 1	Sector 2	Sector 3	T. Spd	Elapsed	Vta	D	Tiempo	Sector 1	Sector 2	Sector 3	T. Spd	Elapsed
1		2:18.387	57.616	43.264	37.507	120.1	2:18.387	14		Antonio Honrado Citroën Saxo					
2		2:07.314	48.781	43.048	35.485	172.8	4:25.701								
3		2:06.979	48.183	<b>42.927</b>	35.869	175.0	6:32.680								
4		2:07.201	48.230	43.148	35.823	176.4	8:39.881								
5		2:07.553	<b>47.744</b>	44.135	35.674	175.0	10:47.434								
6		<b>2:06.656</b>	48.108	43.072	<b>35.476</b>	175.8	12:54.090								
7		2:06.925	48.271	43.124	35.530	175.8	15:01.015								
8		2:07.393	48.485	42.972	35.936	176.4	17:08.408								
9		2:08.613	49.398	43.233	35.982	174.7	19:17.021								
10		2:08.399	49.648	43.233	35.518	176.7	21:25.420								

**14** Antonio Honrado Citroën Saxo PROMOCOPIA

Vta	D	Tiempo	Sector 1	Sector 2	Sector 3	T. Spd	Elapsed
1		2:21.028	1:00.884	43.900	36.244	136.0	2:21.028
2		2:09.145	49.226	43.894	36.025	179.7	4:30.173
3		2:08.669	49.932	<b>42.963</b>	35.774	176.4	6:38.842
4		2:08.616	48.640	43.009	36.967	174.1	8:47.458
5		2:07.015	48.545	43.083	<b>35.387</b>	177.3	10:54.473
6		2:07.581	48.360	43.280	35.941	177.0	13:02.054
7		<b>2:07.011</b>	<b>48.278</b>	43.110	35.623	175.6	15:09.065
8		2:08.767	48.410	43.172	37.185	176.7	17:17.832
9		2:07.507	48.677	43.235	35.595	173.9	19:25.339
10		2:07.373	48.283	43.262	35.828	176.4	21:32.712







**Circuito de Madrid Jarama - RACI**  
**SAXO TROPHY JARAMA RACE**  
**Carrera 2 Parrilla A (10V)**  
**Tiempos Por Vuelta**



15

Juan Ramon Garcia

Citroën Saxo

24

Marcos Gonzalez

Citroën Saxo

DESGUACES LA TORRE

ULTIMA VUELTA

Vta	D	Tiempo	Sector 1	Sector 2	Sector 3	T. Spd	Elapsed	Vta	D	Tiempo	Sector 1	Sector 2	Sector 3	T. Spd	Elapsed
1		2:24.118	1:03.344	44.228	36.546	136.3	2:24.118	1		2:22.725	1:02.166	43.761	36.798	138.4	2:22.725
2		2:08.860	49.289	43.555	36.016	179.1	4:32.978	2		2:09.214	48.814	43.674	36.726	177.6	4:31.939
3		2:10.450	49.418	44.762	36.270	179.4	6:43.428	3		2:08.892	49.128	43.609	36.155	178.2	6:40.831
4		2:08.635	48.617	43.609	36.409	176.4	8:52.063	4		2:09.452	48.978	44.375	36.099	173.6	8:50.283
5		2:08.525	48.730	43.528	36.267	175.6	11:00.588	5		2:09.098	49.374	43.398	36.326	175.8	10:59.381
6		2:08.077	48.553	43.495	36.029	175.6	13:08.665	6		2:08.531	48.866	43.398	36.267	174.1	13:07.912
7		2:07.907	48.737	43.184	35.986	175.6	15:16.572	7		2:08.457	48.838	43.238	36.381	173.0	15:16.369
8		2:09.155	49.109	43.904	36.142	175.3	17:25.727	8		2:08.830	48.968	43.485	36.377	173.9	17:25.199
9		2:08.353	48.627	43.429	36.297	173.0	19:34.080	9		2:08.265	48.822	43.270	36.173	173.6	19:33.464
10		2:09.409	48.884	43.687	36.838	172.2	21:43.489	10		2:09.127	49.071	43.563	36.493	172.8	21:42.591

17

Francisco Jose Amaro

Citroën Saxo

26

Daniel Martinez

Citroën Saxo

ULTIMA VUELTA

VSR MOTORSPORT

Vta	D	Tiempo	Sector 1	Sector 2	Sector 3	T. Spd	Elapsed	Vta	D	Tiempo	Sector 1	Sector 2	Sector 3	T. Spd	Elapsed
1		2:24.967			2:24.967		2:24.967	33							
2		2:06.969			4:31.936		4:31.936								
3		2:06.780			6:38.716		6:38.716								
4		2:08.218			8:46.934		8:46.934								
5		2:04.624			10:51.558		10:51.558	1		2:15.219	56.153	43.360	35.706	125.5	2:15.219
6		2:05.667			12:57.225		12:57.225	2		2:06.349	48.145	42.701	35.503	175.0	4:21.568
7		2:08.195			15:05.420		15:05.420	3		2:06.683	48.359	42.919	35.405	178.5	6:28.251
8		2:05.294			17:10.714		17:10.714	4		2:07.574	48.308	43.809	35.457	178.5	8:35.825
9		2:07.019			19:17.733		19:17.733	5		2:06.510	48.383	42.576	35.551	175.8	10:42.335
10		2:05.941			21:23.674		21:23.674	6		2:06.200	48.039	42.669	35.492	175.6	12:48.535
								7		2:06.661	48.446	42.449	35.766	177.3	14:55.196
								8		2:06.301	48.122	42.451	35.728	177.0	17:01.497
								9		2:06.024	48.274	42.514	35.236	176.7	19:07.521
								10		2:06.410	48.497	42.569	35.344	177.3	21:13.931

20

Andrea Fernandez

Citroën Saxo

EFICAR TEAM

Jose Maria Albal

Citroën Saxo

PEÑA AUTOMOVILISTICA SLICK

Vta	D	Tiempo	Sector 1	Sector 2	Sector 3	T. Spd	Elapsed	Vta	D	Tiempo	Sector 1	Sector 2	Sector 3	T. Spd	Elapsed
1		2:07.234	49.875	42.295	35.064	96.1	2:07.234	35		2:05.660	48.703	42.091	34.866	95.9	2:05.660
2		2:05.238	48.228	42.040	34.970	179.1	4:12.472	2		2:05.499	48.220	42.275	35.004	173.9	4:11.159
3		2:06.208	48.347	42.144	35.717	177.0	6:18.680	3		2:05.160	47.890	42.306	34.964	177.6	6:16.319
4		2:05.023	48.167	42.058	34.798	180.3	8:23.703	4		2:04.744	47.591	42.182	34.971	178.5	8:21.063
5		2:05.418	48.255	42.187	34.976	177.0	10:29.121	5		2:04.961	47.686	42.243	35.032	173.9	10:26.024
6		2:04.859	47.832	41.997	35.030	177.6	12:33.980	6		2:06.089	48.169	42.815	35.105	173.3	12:32.113
7		2:04.725	47.532	41.998	35.195	178.8	14:38.705	7		2:04.811	47.424	42.172	35.215	177.9	14:36.924
8		2:04.639	47.634	41.900	35.105	177.6	16:43.344	8		2:04.998	47.599	42.026	35.373	177.9	16:41.922
9		2:05.108	47.568	42.451	35.089	180.6	18:48.452	9		2:05.315	47.945	42.309	35.061	178.8	18:47.237
10		2:05.732	48.735	42.095	34.902	176.1	20:54.184	10		2:04.715	47.448	42.061	35.206	178.2	20:51.952

23

Mariano Esteban

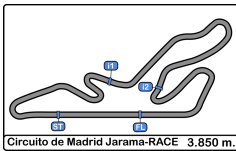
Citroën Saxo

Rookie

VSR MOTORSPORT

Vta	D	Tiempo	Sector 1	Sector 2	Sector 3	T. Spd	Elapsed
1		2:23.674	1:02.409	44.672	36.593	127.2	2:23.674
2		2:07.942	48.349	43.574	36.019	177.6	4:31.616
3		2:09.329	50.057	43.416	35.856	180.0	6:40.945
4		2:05.992	48.103	42.460	35.429	177.3	8:46.937
5		2:06.501	48.209	42.698	35.594	177.9	10:53.438
6		2:05.826	48.065	42.506	35.255	178.2	12:59.264
7		2:06.853	48.403	42.960	35.490	178.8	15:06.117
8		2:07.633	48.501	42.775	36.357	180.6	17:13.750
9		2:06.160	48.111	42.554	35.495	177.6	19:19.910
10		2:07.715	48.171	43.535	36.009	180.6	21:27.625





Circuito de Madrid Jarama - RACI  
**SAXO TROPHY JARAMA RACE**  
 Carrera 2 Parrilla A (10V)  
**Tiempos Por Vuelta**



36

Miguel Rufino

Citroën Saxo **44**

Jesus Rodriguez

Citroën Saxo

ESCUDERIA CARTHAGO

DESGUACES LA TORRE

Vta	D	Tiempo	Sector 1	Sector 2	Sector 3	T. Spd	Elapsed	Vta	D	Tiempo	Sector 1	Sector 2	Sector 3	T. Spd	Elapsed
1		2:14.661	55.646	43.210	35.805	116.1	2:14.661	1		2:10.389	53.003	42.112	35.274	113.4	2:10.389
2		2:06.559	48.154	42.811	35.594	175.6	4:21.220	2		2:04.916	47.737	42.096	35.083	182.1	4:15.305
3		2:06.368	47.849	42.981	35.538	176.7	6:27.588	3		2:04.788	47.629	42.018	35.141	182.1	6:20.093
4		2:06.748	48.285	43.049	35.414	173.6	8:34.336	4		2:05.154	47.706	42.231	35.217	182.1	8:25.247
5		2:06.584	48.160	43.016	35.408	173.3	10:40.920	5		2:04.933	47.570	42.126	35.237	180.0	10:30.180
6		2:06.929	48.407	42.945	35.577	171.9	12:47.849	6		2:05.587	47.942	42.366	35.279	181.2	12:35.767
7		2:06.739	48.278	42.839	35.622	173.6	14:54.588	7		2:05.940	48.242	42.388	35.310	179.4	14:41.707
8		2:06.113	47.892	42.704	35.517	172.5	17:00.701	8		2:05.482	47.986	42.153	35.343	180.6	16:47.189
9		2:06.517	48.013	42.747	35.757	171.7	19:07.218	9		2:06.064	48.021	42.332	35.711	176.1	18:53.253
10		2:06.285	47.891	42.715	35.679	174.4	21:13.503	10		2:05.752	48.401	42.187	35.164	171.9	20:59.005

39

Ralf Henri

Citroën Saxo **46**

Gustavo Gomar

Citroën Saxo

DESGUACES LA TORRE

RX PRO RACING

Vta	D	Tiempo	Sector 1	Sector 2	Sector 3	T. Spd	Elapsed	Vta	D	Tiempo	Sector 1	Sector 2	Sector 3	T. Spd	Elapsed
1		2:23.462	1:01.892	44.914	36.656	126.9	2:23.462	1		2:25.016	1:03.004	44.600	37.412	140.0	2:25.016
2		2:09.155	49.341	43.487	36.327	167.9	4:32.617	2		2:08.335	49.209	43.423	35.703	180.0	4:33.351
3		2:08.762	49.547	43.474	35.741	175.6	6:41.379	3		2:09.588	49.593	44.053	35.942	180.9	6:42.939
4		2:08.344	48.870	43.694	35.780	177.0	8:49.723	4		2:07.605	48.539	43.406	35.660	177.6	8:50.544
5		2:07.272	48.435	43.066	35.771	175.3	10:56.995	5		2:07.375	48.606	43.257	35.512	179.1	10:57.919
6		2:07.415	48.382	43.254	35.779	174.7	13:04.410	6		2:07.935	48.765	43.325	35.845	175.8	13:05.854
7		2:07.811	49.222	42.961	35.628	173.3	15:12.221	7		2:07.222	48.499	43.029	35.694	176.4	15:13.076
8		2:07.782	48.435	42.913	36.434	174.4	17:20.003	8		2:07.318	48.673	42.999	35.646	176.4	17:20.394
9		2:07.245	48.820	42.874	35.551	175.0	19:27.248	9		2:07.714	48.806	43.090	35.818	174.4	19:28.108
10		2:07.192	48.578	42.894	35.720	174.4	21:34.440	10		2:07.807	49.046	42.962	35.799	175.8	21:35.915

41

Ivan Riera

Citroën Saxo **48**

Antonio Castillo

Citroën Saxo

EFICAR TEAM

VSR MOTORSPORT

Vta	D	Tiempo	Sector 1	Sector 2	Sector 3	T. Spd	Elapsed	Vta	D	Tiempo	Sector 1	Sector 2	Sector 3	T. Spd	Elapsed
1		2:13.840	55.482	42.942	35.416	89.1	2:13.840	1		2:13.615	55.268	43.008	35.339	109.5	2:13.615
2		2:04.444	47.546	42.182	34.716	181.5	4:18.284	2		2:05.930	48.235	42.564	35.131	178.2	4:19.545
3		2:04.237	47.476	41.978	34.783	176.4	6:22.521	3		2:05.473	47.725	42.550	35.198	175.3	6:25.018
4		2:04.300	47.419	42.110	34.771	177.6	8:26.821	4		2:05.732	47.759	42.662	35.311	173.9	8:30.750
5		2:04.486	47.396	42.151	34.939	179.4	10:31.307	5		2:05.513	47.751	42.535	35.227	174.7	10:36.263
6		2:05.020	48.103	42.056	34.861	178.8	12:36.327	6		2:05.674	47.842	42.606	35.226	173.6	12:41.937
7		2:04.791	47.688	42.090	35.013	180.0	14:41.118	7		2:05.937	48.069	42.648	35.220	174.4	14:47.874
8		2:05.726	47.955	41.897	35.874	177.0	16:46.844	8		2:05.577	47.775	42.523	35.279	173.9	16:53.451
9		2:06.986	49.814	42.181	34.991	170.3	18:53.830	9		2:05.664	47.809	42.487	35.368	173.3	18:59.115
10		2:05.473	48.235	42.063	35.175	178.5	20:59.303	10		2:06.031	47.984	42.606	35.441	174.4	21:05.146

43

Javier Albar

Citroën Saxo **49**

Jose Antonio Martin

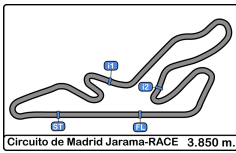
Citroën Saxo

DESGUACES LA TORRE

C.D PLEMAR SPORT

Vta	D	Tiempo	Sector 1	Sector 2	Sector 3	T. Spd	Elapsed	Vta	D	Tiempo	Sector 1	Sector 2	Sector 3	T. Spd	Elapsed
1		2:09.885	52.556	42.197	35.132	111.5	2:09.885	1		2:20.516	1:00.336	44.051	36.129	136.7	2:20.516
2		2:05.080	47.791	42.179	35.110	180.0	4:14.965	2		2:09.413	49.444	43.734	36.235	179.7	4:29.929
3		2:04.852	47.566	42.123	35.163	178.2	6:19.817	3		2:07.309	48.677	42.889	35.743	174.7	6:37.238
4		2:06.181	48.482	42.427	35.272	178.5	8:25.998	4		2:07.063	48.470	42.805	35.788	180.0	8:44.301
5		2:05.127	47.671	42.228	35.228	178.2	10:31.125	5		2:08.951	49.982	43.130	35.839	176.7	10:53.252
6		2:06.385	48.314	42.800	35.271	177.9	12:37.510	6		2:07.293	48.822	42.817	35.654	167.7	13:00.545
7		2:05.441	47.980	42.312	35.149	175.6	14:42.951	7		2:07.132	48.476	42.927	35.729	178.2	15:07.677
8		2:05.212	47.576	42.261	35.375	177.9	16:48.163	8		2:08.653	48.641	42.954	37.058	177.6	17:16.330
9		2:05.412	47.842	42.273	35.297	177.9	18:53.575	9		2:07.588	48.742	42.999	35.847	177.0	19:23.918
10		2:06.704	48.772	42.574	35.358	172.8	21:00.279	10		2:07.812	48.846	42.995	35.971	174.1	21:31.730





Circuito de Madrid Jarama - RACI  
**SAXO TROPHY JARAMA RACE**  
 Carrera 2 Parrilla A (10V)  
**Tiempos Por Vuelta**



55

David Rodriguez

Citroën Saxo

70

Santiago Castilla

Citroën Saxo

DESGUACES LA TORRE

EFICAR TEAM

Vta	D	Tiempo	Sector 1	Sector 2	Sector 3	T. Spd	Elapsed	Vta	D	Tiempo	Sector 1	Sector 2	Sector 3	T. Spd	Elapsed
1		2:19.346	59.246	44.361	35.739	116.7	2:19.346	1		2:06.692	49.558	42.065	35.069	102.1	2:06.692
2		2:09.927	50.229	43.710	35.988	177.6	4:29.273	2		2:05.078	48.120	42.053	34.905	178.5	4:11.770
3		<b>2:06.606</b>	48.440	<b>42.833</b>	<b>35.333</b>	170.6	6:35.879	3		2:05.057	48.051	42.046	34.960	180.6	6:16.827
4		2:06.790	48.085	43.327	35.378	179.4	8:42.669	4		2:05.258	47.844	42.560	<b>34.854</b>	179.7	8:22.085
5		2:06.718	48.102	43.112	35.504	180.0	10:49.387	5		<b>2:04.179</b>	47.375	<b>41.872</b>	34.932	179.1	10:26.264
6		2:06.834	48.443	42.998	35.393	178.2	12:56.221	6		2:05.334	48.068	42.388	34.878	178.5	12:31.598
7		2:06.646	48.077	43.121	35.448	180.6	15:02.867	7		2:04.987	<b>47.350</b>	42.459	35.178	173.6	14:36.585
8		2:08.286	48.438	43.411	36.437	178.8	17:11.153	8		2:04.382	47.550	41.929	34.903	174.1	16:40.967
9		2:06.971	<b>48.033</b>	43.184	35.754	179.4	19:18.124	9		2:04.573	47.359	42.292	34.922	173.9	18:45.540
10		2:07.740	48.998	43.100	35.642	178.8	21:25.864	10		2:05.348	47.702	42.473	35.173	173.0	20:50.888

59

Vicente Valles

Citroën Saxo

73

Fernando Paniagua

Citroën Saxo

VSR MOTORSPORT

VSR MOTORSPORT

Vta	D	Tiempo	Sector 1	Sector 2	Sector 3	T. Spd	Elapsed	Vta	D	Tiempo	Sector 1	Sector 2	Sector 3	T. Spd	Elapsed
1		2:18.514	57.909	43.540	37.065	127.8	2:18.514	1		2:09.067	51.862	42.263	34.942	110.4	2:09.067
2		2:09.209	50.294	43.316	35.599	170.6	4:27.723	2		<b>2:04.502</b>	<b>47.520</b>	<b>42.076</b>	34.906	178.8	4:13.569
3		2:06.432	48.152	42.770	35.510	177.9	6:34.155	3		2:05.304	48.031	42.086	35.187	180.3	6:18.873
4		2:06.589	48.807	42.454	<b>35.328</b>	178.2	8:40.744	4		2:05.283	48.122	42.294	<b>34.867</b>	180.0	8:24.156
5		2:06.173	<b>47.932</b>	42.586	35.655	178.5	10:46.917	5		2:05.461	48.091	42.158	35.212	179.4	10:29.617
6		<b>2:06.171</b>	48.092	42.496	35.583	177.9	12:53.088	6		2:05.699	47.612	42.945	35.142	179.1	12:35.316
7		2:06.783	48.166	42.969	35.648	177.6	14:59.871	7		2:05.560	47.633	42.105	35.822	177.9	14:40.876
8		2:06.955	48.899	42.430	35.626	175.8	17:06.826	8		2:06.030	48.391	42.196	35.443	177.0	16:46.906
9		2:06.822	48.706	42.376	35.740	175.3	19:13.648	9		2:06.356	48.795	42.096	35.465	166.9	18:53.262
10		2:06.252	48.194	<b>42.336</b>	35.722	174.7	21:19.900	10		2:05.434	48.046	42.207	35.181	174.1	20:58.696

60

Julian Mazuecos

Citroën Saxo

75

Francisco Vazquez

Citroën Saxo

CIUDAD DE GETAFE

Rookie

PROMOCOPIA

Vta	D	Tiempo	Sector 1	Sector 2	Sector 3	T. Spd	Elapsed	Vta	D	Tiempo	Sector 1	Sector 2	Sector 3	T. Spd	Elapsed
1		2:07.745	50.983	<b>41.938</b>	<b>34.824</b>	109.7	2:07.745	1		2:18.391	58.996	43.099	36.296	130.9	2:18.391
2		2:05.099	47.892	42.192	35.015	182.1	4:12.844	2		2:06.512	48.393	42.526	35.593	177.9	4:24.903
3		2:05.003	47.568	42.189	35.246	182.7	6:17.847	3		2:07.102	48.678	42.623	35.801	177.0	6:32.005
4		2:04.624	47.508	42.137	34.979	180.0	8:22.471	4		<b>2:05.860</b>	48.132	<b>42.346</b>	<b>35.382</b>	178.8	8:37.865
5		2:04.521	<b>47.457</b>	42.152	34.912	181.2	10:26.992	5		2:06.374	48.244	42.745	35.385	177.9	10:44.239
6		2:05.713	47.963	42.547	35.203	182.1	12:32.705	6		2:06.653	48.174	42.979	35.500	178.5	12:50.892
7		2:04.916	47.542	42.411	34.963	182.1	14:37.621	7		2:06.000	48.111	42.468	35.421	175.8	14:56.892
8		<b>2:04.478</b>	47.467	42.019	34.992	179.4	16:42.099	8		2:06.291	48.031	42.791	35.469	176.4	17:03.183
9		2:04.676	47.479	42.100	35.097	181.2	18:46.775	9		2:06.545	48.216	42.872	35.457	176.1	19:09.728
10		2:04.759	47.552	42.166	35.041	176.4	20:51.534	10		2:06.097	<b>47.990</b>	42.582	35.525	175.3	21:15.825

64

Alexander Villanueva

Citroën Saxo

76

Carlota Villanueva

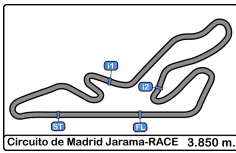
Citroën Saxo

EFICAR TEAM

EFICAR TEAM

Vta	D	Tiempo	Sector 1	Sector 2	Sector 3	T. Spd	Elapsed	Vta	D	Tiempo	Sector 1	Sector 2	Sector 3	T. Spd	Elapsed
1		2:08.257	51.168	42.235	<b>34.854</b>	107.8	2:08.257	1		2:16.621	57.226	43.544	35.851	125.7	2:16.621
2		2:04.833	47.729	42.208	34.896	181.8	4:13.090	2		2:07.926	48.818	43.305	35.803	177.6	4:24.547
3		2:05.404	48.162	<b>41.988</b>	35.254	181.8	6:18.494	3		2:07.587	48.453	43.119	36.015	178.8	6:32.134
4		2:04.884	47.552	42.117	35.215	180.0	8:23.378	4		2:07.033	48.489	42.950	35.594	179.4	8:39.167
5		2:04.820	47.764	42.033	35.023	175.6	10:28.198	5		2:07.065	48.072	43.456	<b>35.537</b>	178.5	10:46.232
6		2:04.774	47.582	42.145	35.047	175.3	12:32.972	6		2:07.163	<b>48.058</b>	<b>42.862</b>	36.243	177.9	12:53.395
7		2:05.513	47.509	42.621	35.383	181.8	14:38.485	7		<b>2:07.020</b>	48.334	43.133	35.553	180.3	15:00.415
8		<b>2:04.609</b>	47.463	42.072	35.074	179.4	16:43.094	8		2:07.259	48.645	43.040	35.574	180.0	17:07.674
9		2:05.163	<b>47.417</b>	42.355	35.391	178.8	18:48.257	9		2:07.748	48.989	43.136	35.623	175.6	19:15.422
10		2:05.437	48.488	42.055	34.894	173.3	20:53.694	10		2:07.815	48.345	43.361	36.109	168.2	21:23.237





**Circuito de Madrid Jarama - RACI**  
**SAXO TROPHY JARAMA RACE**  
**Carrera 2 Parrilla A (10V)**  
**Tiempos Por Vuelta**



77

Agustin Arce

Citroën Saxo 95

Gonzalo Alvarez

Citroën Saxo

VSR MOTORSPORT Rookie

PROMOCOPIA

Vta	D	Tiempo	Sector 1	Sector 2	Sector 3	T. Spd	Elapsed	Vta	D	Tiempo	Sector 1	Sector 2	Sector 3	T. Spd	Elapsed
1		2:12.883	54.137	43.248	35.498	113.0	2:12.883	1		2:25.776	1:04.473	43.533	37.770	131.3	2:25.776
2		2:07.626	48.849	43.258	35.519	172.2	4:20.509	2		2:12.890	50.287	44.988	37.615	172.2	4:38.666
3		2:06.656	48.091	43.158	35.407	173.0	6:27.165	96 Luis Alvarez Citroën Saxo							
4		2:08.366	48.841	43.991	35.534	171.7	8:35.531	PROMOCOPIA							
5		2:07.953	49.011	43.321	35.621	169.5	10:43.484	Vta <th>D</th> <th>Tiempo</th> <th>Sector 1</th> <th>Sector 2</th> <th>Sector 3</th> <th>T. Spd</th> <th>Elapsed</th>	D	Tiempo	Sector 1	Sector 2	Sector 3	T. Spd	Elapsed
6		2:08.201	48.290	43.326	36.585	172.8	12:51.685	1		2:05.595	48.209	42.270	35.116	95.7	2:05.595
7		2:08.037	48.911	43.343	35.783	175.6	14:59.722	2		2:05.238	48.130	42.223	34.885	174.4	4:10.833
8		2:07.734	48.652	43.263	35.819	174.1	17:07.456	3		2:05.704	48.705	42.120	34.879	174.4	6:16.537
9		2:07.508	48.583	43.220	35.705	175.3	19:14.964	4		2:04.987	47.974	42.075	34.938	179.7	8:21.524
10		2:08.118	48.511	43.553	36.054	171.4	21:23.082	5		2:05.200	47.912	42.323	34.965	179.4	10:26.724

79

Angel Lucena

Citroën Saxo

RASANTE SPORT

Vta	D	Tiempo	Sector 1	Sector 2	Sector 3	T. Spd	Elapsed	Vta	D	Tiempo	Sector 1	Sector 2	Sector 3	T. Spd	Elapsed
1		2:18.811	59.208	43.343	36.260	128.4	2:18.811	6		2:05.710	48.037	42.499	35.174	178.2	12:32.434
2		2:09.161	49.706	43.332	36.123	177.6	4:27.972	7		2:05.501	47.800	42.764	34.937	180.6	14:37.935
3		2:06.949	48.385	43.024	35.540	181.5	6:34.921	8		2:04.500	47.547	41.979	34.974	181.8	16:42.435
4		2:07.024	48.321	43.123	35.580	181.8	8:41.945	9		2:05.893		2:47.617	35.229	180.3	18:48.328
5		2:06.746	48.122	43.011	35.613	183.6	10:48.691	10		2:05.053	47.811	41.992	35.250	176.7	20:53.381

80

Oscar Montalvo

Citroën Saxo

RX PRO RACING

Vta	D	Tiempo	Sector 1	Sector 2	Sector 3	T. Spd	Elapsed	Vta	D	Tiempo	Sector 1	Sector 2	Sector 3	T. Spd	Elapsed
1		2:19.872	1:00.059	44.060	35.753	130.5	2:19.872	98 Deogracias Millan Citroën Saxo							
2		2:09.234	49.390	43.464	36.380	180.6	4:29.106	RX PRO RACING							
3		2:07.375	48.463	43.357	35.555	180.0	6:36.481	Vta <th>D</th> <th>Tiempo</th> <th>Sector 1</th> <th>Sector 2</th> <th>Sector 3</th> <th>T. Spd</th> <th>Elapsed</th>	D	Tiempo	Sector 1	Sector 2	Sector 3	T. Spd	Elapsed
4		2:07.040	48.266	43.091	35.683	179.4	8:43.521	1		2:18.594	56.823	43.617	38.154	115.0	2:18.594
5		2:06.826	48.349	42.908	35.569	177.6	10:50.347	2		2:08.242	49.803	42.857	35.582	175.6	4:26.836
6		2:06.327	48.129	42.817	35.381	177.6	12:56.674	3		2:06.823	48.459	42.963	35.401	177.0	6:33.659
7		2:06.780	48.315	42.790	35.675	180.3	15:03.454	4		2:07.692	49.039	43.146	35.507	176.4	8:41.351
8		2:08.269	48.349	43.675	36.245	180.6	17:11.723	5		2:06.609	48.133	42.785	35.691	177.9	10:47.960
9		2:06.756	48.121	42.808	35.827	178.2	19:18.479	6		2:06.714	48.264	42.768	35.682	180.6	12:54.674
10		2:08.387	49.126	43.191	36.070	179.7	21:26.866	7		2:06.929	48.554	42.721	35.654	180.6	15:01.603

85

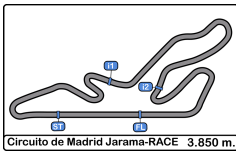
Pablo Blanco

Citroën Saxo

PROMOCOPIA

Vta	D	Tiempo	Sector 1	Sector 2	Sector 3	T. Spd	Elapsed	Vta	D	Tiempo	Sector 1	Sector 2	Sector 3	T. Spd	Elapsed
1		2:22.191	1:00.959	44.474	36.758	136.5	2:22.191	8		2:21.399	49.486	43.232	48.681	178.8	17:23.002
2		2:08.870	48.579	44.144	36.147	179.1	4:31.061	9		2:07.863	48.720	42.911	36.232	174.1	19:30.865
3		2:07.302	48.701	42.874	35.727	178.8	6:38.363	10		2:07.449	48.795	42.803	35.851	173.6	21:38.314
4		2:06.690	48.101	42.997	35.592	175.3	8:45.053								
5		2:07.397	48.823	42.896	35.678	181.5	10:52.450								
6		2:06.668	48.228	42.887	35.553	180.6	12:59.118								
7		2:06.851	48.254	42.895	35.702	180.6	15:05.969								
8		2:06.861	48.340	42.800	35.721	180.6	17:12.830								
9		2:06.863	48.270	42.938	35.655	177.9	19:19.693								
10		2:07.500	48.127	43.371	36.002	179.7	21:27.193								





**Circuito de Madrid Jarama - RACI**  
**SAXO TROPHY JARAMA RACE**  
**Carrera 2 Parrilla A (10V)**



**Análisis**

Num	Tiempo Vta.	Dif 1º
<b>Vta 1</b>		
96	2:05.595	
35	2:05.660	00.065
10	2:06.342	00.747
70	2:06.692	01.097
20	2:07.234	01.639
60	2:07.745	02.150
64	2:08.257	02.662
73	2:09.067	03.472
43	2:09.885	04.290
44	2:10.389	04.794
77	2:12.883	07.288
48	2:13.615	08.020
41	2:13.840	08.245
36	2:14.661	09.066
13	2:15.085	09.490
33	2:15.219	09.624
76	2:16.621	11.026
9	2:18.387	12.792
75	2:18.391	12.796
59	2:18.514	12.919
98	2:18.594	12.999
79	2:18.811	13.216
5	2:18.941	13.346
55	2:19.346	13.751
80	2:19.872	14.277
49	2:20.516	14.921
14	2:21.028	15.433
7	2:21.354	15.759
85	2:22.191	16.596
24	2:22.725	17.130
39	2:23.462	17.867
23	2:23.674	18.079
15	2:24.118	18.523
11	2:24.611	19.016
17	2:24.967	19.372
46	2:25.016	19.421
95	2:25.776	20.181
6	3:15.387	1:09.792
Num	Tiempo Vta.	Dif 1º
<b>Vta 2</b>		
96	2:05.238	
35	2:05.499	00.326
10	2:05.219	00.728
70	2:05.078	00.937
20	2:05.238	01.639
60	2:05.099	02.011
64	2:04.833	02.257
73	2:04.502	02.736
43	2:05.080	04.132
44	2:04.916	04.472
41	2:04.444	07.451
48	2:05.930	08.712
77	2:07.626	09.676
36	2:06.559	10.387
33	2:06.349	10.735
13	2:08.690	12.942

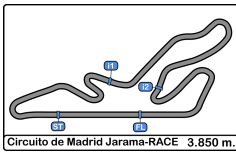
Num	Tiempo Vta.	Dif 1º
76	2:07.926	13.714
75	2:06.512	14.070
9	2:07.314	14.868
98	2:08.242	16.003
59	2:09.209	16.890
79	2:09.161	17.139
5	2:09.482	17.590
80	2:09.234	18.273
55	2:09.927	18.440
49	2:09.413	19.096
14	2:09.145	19.340
7	2:09.175	19.696
85	2:08.870	20.228
23	2:07.942	20.783
17	2:06.969	21.103
24	2:09.214	21.106
39	2:09.155	21.784
15	2:08.860	22.145
46	2:08.335	22.518
11	2:10.726	24.504
95	2:12.890	27.833
Num	Tiempo Vta.	Dif 1º
<b>Vta 3</b>		
35	2:05.160	
96	2:05.704	00.218
70	2:05.057	00.508
10	2:06.036	01.278
60	2:05.003	01.528
64	2:05.404	02.175
20	2:06.208	02.361
73	2:05.304	02.554
43	2:04.852	03.498
44	2:04.788	03.774
41	2:04.237	06.202
48	2:05.473	08.699
77	2:06.656	10.846
36	2:06.368	11.269
33	2:06.683	11.932
13	2:06.550	14.006
75	2:07.102	15.686
76	2:07.587	15.815
9	2:06.979	16.361
98	2:06.823	17.340
59	2:06.432	17.836
79	2:06.949	18.602
5	2:06.795	18.899
55	2:06.606	19.560
80	2:07.375	20.162
49	2:07.309	20.919
7	2:07.078	21.288
85	2:07.302	22.044
17	2:06.780	22.397
14	2:08.669	22.523
24	2:08.892	24.512
23	2:09.329	24.626
39	2:08.762	25.060
46	2:09.588	26.620

Num	Tiempo Vta.	Dif 1º
15	2:10.450	27.109
11	2:10.929	29.947
Num	Tiempo Vta.	Dif 1º
<b>Vta 4</b>		
35	2:04.744	
96	2:04.987	00.461
70	2:05.258	01.022
60	2:04.624	01.408
10	2:05.746	02.280
64	2:04.884	02.315
20	2:05.023	02.640
73	2:05.283	03.093
44	2:05.154	04.184
43	2:06.181	04.935
41	2:04.300	05.758
48	2:05.732	09.687
36	2:06.748	13.273
77	2:08.366	14.468
33	2:07.574	14.762
13	2:06.545	15.807
75	2:05.860	16.802
76	2:07.033	18.104
9	2:07.201	18.818
59	2:06.589	19.681
98	2:07.692	20.288
79	2:07.024	20.882
5	2:06.916	21.071
55	2:06.790	21.606
80	2:07.040	22.458
49	2:07.063	23.238
7	2:06.933	23.477
85	2:06.690	23.990
17	2:08.218	25.871
23	2:05.992	25.874
14	2:08.616	26.395
39	2:08.344	28.660
24	2:09.452	29.220
46	2:07.605	29.481
15	2:08.635	31.000
11	2:09.488	34.691
Num	Tiempo Vta.	Dif 1º
<b>Vta 5</b>		
35	2:04.961	
70	2:04.179	00.240
96	2:05.200	00.700
60	2:04.521	00.968
64	2:04.820	02.174
10	2:05.610	02.929
20	2:05.418	03.097
73	2:05.461	03.593
44	2:04.933	04.156
43	2:05.127	05.101
41	2:04.486	05.283
48	2:05.513	10.239
36	2:06.584	14.896
33	2:06.510	16.311
77	2:07.953	17.460

Num	Tiempo Vta.	Dif 1º
75	2:06.374	18.215
13	2:07.778	18.624
76	2:07.065	20.208
59	2:06.173	20.893
9	2:07.553	21.410
98	2:06.609	21.936
79	2:06.746	22.667
5	2:06.815	22.925
55	2:06.718	23.363
80	2:06.826	24.323
17	2:04.624	25.534
7	2:07.534	26.050
85	2:07.397	26.426
49	2:08.951	27.228
23	2:06.501	27.414
14	2:07.015	28.449
39	2:07.272	30.971
46	2:07.375	31.895
24	2:09.098	33.357
15	2:08.525	34.564
11	2:34.182	1:03.912
Num	Tiempo Vta.	Dif 1º
<b>Vta 6</b>		
70	2:05.334	
35	2:06.089	00.515
96	2:05.710	00.836
60	2:05.713	01.107
64	2:04.774	01.374
20	2:04.859	02.382
10	2:05.864	03.219
73	2:05.699	03.718
44	2:05.587	04.169
41	2:05.020	04.729
43	2:06.385	05.912
48	2:05.674	10.339
36	2:06.929	16.251
33	2:06.200	16.937
75	2:06.653	19.294
77	2:08.201	20.087
13	2:07.218	20.268
59	2:06.171	21.490
76	2:07.163	21.797
9	2:06.656	22.492
98	2:06.714	23.076
79	2:06.651	23.744
5	2:06.783	24.134
55	2:06.834	24.623
80	2:06.327	25.076
17	2:05.667	25.627
7	2:06.435	26.911
85	2:06.668	27.520
23	2:05.826	27.666
49	2:07.293	28.947
14	2:07.581	30.456
39	2:07.415	32.812
46	2:07.935	34.256
24	2:08.531	36.314

Num	Tiempo Vta.	Dif 1º
15	2:08.077	37.067
Num	Tiempo Vta.	Dif 1º
<b>Vta 7</b>		
70	2:04.987	
35	2:04.811	00.339
60	2:04.916	01.036
96	2:05.501	01.350
64	2:05.513	01.900
20	2:04.725	02.120
10	2:05.542	03.774
73	2:05.560	04.291
41	2:04.791	04.533
44	2:05.940	05.122
43	2:05.441	06.366
48	2:05.937	11.289
36	2:06.739	18.003
33	2:06.661	18.611
75	2:06.000	20.307
13	2:07.273	22.554
77	2:08.037	23.137
59	2:06.783	23.286
76	2:07.020	23.830
9	2:06.925	24.430
98	2:06.929	25.018
79	2:06.715	25.472
5	2:06.610	25.757
55	2:06.646	26.282
80	2:06.780	26.869
17	2:08.195	28.835
7	2:06.914	28.838
85	2:06.851	29.384
23	2:06.853	29.532
49	2:07.132	31.092
14	2:07.011	32.480
39	2:07.811	35.636
46	2:07.222	36.491
24	2:08.457	39.784
15	2:07.907	39.987
Num	Tiempo Vta.	Dif 1º
<b>Vta 8</b>		
70	2:04.382	
35	2:04.998	00.955
60	2:04.478	01.132
96	2:04.500	01.468
64	2:04.609	02.127
20	2:04.639	02.377
10	2:06.479	05.871
41	2:05.726	05.877
73	2:06.030	05.939
44	2:05.482	06.222
43	2:05.212	07.196
48	2:05.577	12.484
36	2:06.113	19.734
33	2:06.301	20.530
75	2:06.291	22.216
59	2:06.955	25.859
13	2:07.978	26.150





**Circuito de Madrid Jarama - RACI**  
**SAXO TROPHY JARAMA RACE**  
**Carrera 2 Parrilla A (10V)**



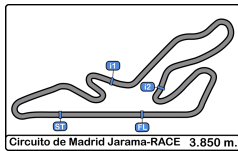
**Análisis**

Num	Tiempo Vta.	Dif 1º
77	2:07.734	26.489
76	2:07.259	26.707
9	2:07.393	27.441
79	2:06.600	27.690
5	2:06.997	28.372
17	2:05.294	29.747
55	2:08.286	30.186
80	2:08.269	30.756
85	2:06.861	31.863
7	2:08.288	32.744
23	2:07.633	32.783
49	2:08.653	35.363
14	2:08.767	36.865
39	2:07.782	39.036
46	2:07.318	39.427
98	2:21.399	42.035
24	2:08.830	44.232
15	2:09.155	44.760

Num	Tiempo Vta.	Dif 1º
<b>Vta 9</b>		
70	2:04.573	
60	2:04.676	01.235
35	2:05.315	01.697
64	2:05.163	02.717
96	2:05.893	02.788
20	2:05.108	02.912
44	2:06.064	07.713
73	2:06.356	07.722
43	2:05.412	08.035
41	2:06.986	08.290
10	2:11.499	12.797
48	2:05.664	13.575
36	2:06.517	21.678
33	2:06.024	21.981
75	2:06.545	24.188
59	2:06.822	28.108
77	2:07.508	29.424
76	2:07.748	29.882
13	2:09.505	31.082
9	2:08.613	31.481
17	2:07.019	32.193
79	2:09.119	32.236
5	2:08.521	32.320
55	2:06.971	32.584
80	2:06.756	32.939
85	2:06.863	34.153
23	2:06.160	34.370
7	2:06.896	35.067
49	2:07.588	38.378
14	2:07.507	39.799
39	2:07.245	41.708
46	2:07.714	42.568
98	2:07.863	45.325
24	2:08.265	47.924
15	2:08.353	48.540

Num	Tiempo Vta.	Dif 1º
<b>Vta 10</b>		
70	2:05.348	
60	2:04.759	00.646
35	2:04.715	01.064
96	2:05.053	02.493
64	2:05.437	02.806
20	2:05.732	03.296
73	2:05.434	07.808
44	2:05.752	08.117
41	2:05.473	08.415
43	2:06.704	09.391
10	2:06.171	13.620
48	2:06.031	14.258
36	2:06.285	22.615
33	2:06.410	23.043
75	2:06.097	24.937
59	2:06.252	29.012
77	2:08.118	32.194
76	2:07.815	32.349
17	2:05.941	32.786
13	2:07.516	33.250
79	2:07.226	34.114
9	2:08.399	34.532
55	2:07.740	34.976
5	2:08.336	35.308
80	2:08.387	35.978
85	2:07.500	36.305
23	2:07.715	36.737
7	2:07.345	37.064
49	2:07.812	40.842
14	2:07.373	41.824
39	2:07.192	43.552
46	2:07.807	45.027
98	2:07.449	47.426
24	2:09.127	51.703
15	2:09.409	52.601



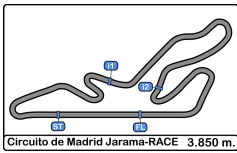


**Circuito de Madrid Jarama - RACI**  
**SAXO TROPHY JARAMA RACE**  
**Carrera 2 Parrilla A (10V)**  
**Mejores Sectores**



Sector - 1			Sector - 2			Sector - 3			Vta. Ideal vs Mejor Vta.						
Clas	Nº	Piloto	Tiempo	Nº	Piloto	Tiempo	Nº	Piloto	Tiempo	Clas	Nº	Piloto	Ideal Lap	Best Lap	Clas
1	70	Santiago Castilla	47.350	70	Santiago Castilla	41.872	41	Ivan Riera	34.716	1	41	Ivan Riera	2:04.009	2:04.237	2
2	41	Ivan Riera	47.396	41	Ivan Riera	41.897	20	Andrea Fernandez	34.798	2	70	Santiago Castilla	2:04.076	2:04.179	1
3	64	Alexander Villanueva	47.417	20	Andrea Fernandez	41.900	60	Julian Mazuecos	34.824	3	60	Julian Mazuecos	2:04.219	2:04.478	3
4	35	Jose Maria Albal	47.424	60	Julian Mazuecos	41.938	70	Santiago Castilla	34.854	4	20	Andrea Fernandez	2:04.230	2:04.639	8
5	60	Julian Mazuecos	47.457	96	Luis Alvarez	41.979	64	Alexander Villanueva	34.854	5	64	Alexander Villanueva	2:04.259	2:04.609	6
6	73	Fernando Paniagua	47.520	64	Alexander Villanueva	41.988	35	Jose Maria Albal	34.866	6	35	Jose Maria Albal	2:04.316	2:04.715	9
7	20	Andrea Fernandez	47.532	44	Jesus Rodriguez	42.018	73	Fernando Paniagua	34.867	7	96	Luis Alvarez	2:04.405	2:04.500	4
8	96	Luis Alvarez	47.547	35	Jose Maria Albal	42.026	96	Luis Alvarez	34.879	8	73	Fernando Paniagua	2:04.463	2:04.502	5
9	43	Javier Albar	47.566	73	Fernando Paniagua	42.076	10	Alberto Lazaro	34.969	9	44	Jesus Rodriguez	2:04.671	2:04.788	10
10	44	Jesus Rodriguez	47.570	10	Alberto Lazaro	42.100	44	Jesus Rodriguez	35.083	10	43	Javier Albar	2:04.799	2:04.852	11
11	48	Antonio Castillo	47.725	43	Javier Albar	42.123	43	Javier Albar	35.110	11	10	Alberto Lazaro	2:04.929	2:05.219	12
12	9	Arkaitz Uranga	47.744	59	Vicente Valles	42.336	48	Antonio Castillo	35.131	12	48	Antonio Castillo	2:05.343	2:05.473	13
13	36	Miguel Rufino	47.849	75	Francisco Vazquez	42.346	33	Sylvain Xavier	35.236	13	59	Vicente Valles	2:05.596	2:06.171	18
14	10	Alberto Lazaro	47.860	33	Sylvain Xavier	42.449	23	Mariano Esteban	35.255	14	75	Francisco Vazquez	2:05.718	2:05.860	15
15	59	Vicente Valles	47.932	23	Mariano Esteban	42.460	5	Gomez - Gomez	35.281	15	33	Sylvain Xavier	2:05.724	2:06.024	16
16	7	Alvaro Ruiz	47.988	48	Antonio Castillo	42.487	59	Vicente Valles	35.328	16	23	Mariano Esteban	2:05.780	2:05.826	14
17	75	Francisco Vazquez	47.990	79	Angel Lucena	42.633	55	David Rodriguez	35.333	17	36	Miguel Rufino	2:05.961	2:06.113	17
18	55	David Rodriguez	48.033	13	Oubiña - Villaceros	42.686	13	Oubiña - Villaceros	35.364	18	9	Arkaitz Uranga	2:06.147	2:06.656	27
19	33	Sylvain Xavier	48.039	36	Miguel Rufino	42.704	80	Oscar Montalvo	35.381	19	7	Alvaro Ruiz	2:06.159	2:06.435	20
20	76	Carlota Villanueva	48.058	7	Alvaro Ruiz	42.715	75	Francisco Vazquez	35.382	20	55	David Rodriguez	2:06.199	2:06.606	23
21	23	Mariano Esteban	48.065	98	Deogracias Millan	42.721	14	Antonio Honrado	35.387	21	98	Deogracias Millan	2:06.255	2:06.609	24
22	77	Agustin Arce	48.091	80	Oscar Montalvo	42.790	98	Deogracias Millan	35.401	22	80	Oscar Montalvo	2:06.292	2:06.327	19
23	85	Pablo Blanco	48.101	85	Pablo Blanco	42.800	77	Agustin Arce	35.407	23	79	Angel Lucena	2:06.295	2:06.600	22
24	80	Oscar Montalvo	48.121	49	Jose Antonio Martin	42.805	36	Miguel Rufino	35.408	24	13	Jonathan Oubiña	2:06.356	2:06.545	21
25	79	Angel Lucena	48.122	55	David Rodriguez	42.833	7	Alvaro Ruiz	35.456	25	5	Jonathan Gomez	2:06.419	2:06.610	25
26	98	Deogracias Millan	48.133	76	Carlota Villanueva	42.862	9	Arkaitz Uranga	35.476	26	85	Pablo Blanco	2:06.454	2:06.668	28
27	5	Gomez - Gomez	48.149	39	Ralf Henri	42.874	46	Gustavo Gomar	35.512	27	76	Carlota Villanueva	2:06.457	2:07.020	30
28	14	Antonio Honrado	48.278	9	Arkaitz Uranga	42.927	76	Carlota Villanueva	35.537	28	14	Antonio Honrado	2:06.628	2:07.011	29
29	13	Oubiña - Villaceros	48.306	46	Gustavo Gomar	42.962	79	Angel Lucena	35.540	29	77	Agustin Arce	2:06.656	2:06.656	26
30	39	Ralf Henri	48.382	14	Antonio Honrado	42.963	39	Ralf Henri	35.551	30	39	Ralf Henri	2:06.807	2:07.192	32
31	49	Jose Antonio Martin	48.470	5	Gomez - Gomez	42.989	85	Pablo Blanco	35.553	31	49	Jose Antonio Martin	2:06.929	2:07.063	31
32	46	Gustavo Gomar	48.499	77	Agustin Arce	43.158	11	Daniel Oliver	35.630	32	46	Gustavo Gomar	2:06.973	2:07.222	33
33	15	Juan Ramon Garcia	48.553	15	Juan Ramon Garcia	43.184	49	Jose Antonio Martin	35.654	33	15	Juan Ramon Garcia	2:07.723	2:07.907	34
34	24	Marcos Gonzalez	48.814	24	Marcos Gonzalez	43.238	15	Juan Ramon Garcia	35.986	34	24	Marcos Gonzalez	2:08.151	2:08.265	35
35	11	Daniel Oliver	50.066	95	Gonzalo Alvarez	43.533	24	Marcos Gonzalez	36.099	35	11	Daniel Oliver	2:09.488	2:09.488	36
36	95	Gonzalo Alvarez	50.287	11	Daniel Oliver	43.792	95	Gonzalo Alvarez	37.615	36	95	Gonzalo Alvarez	2:11.435	2:12.890	37
37	6	Francisco Comendador	56.248	6	Francisco Comendador	48.306	6	Francisco Comendador	1:30.833	37	6	Francisco Comendador	3:15.387	3:15.387	38
38	17	Francisco Jose Amaro	Transpo	17	Francisco Jose Amaro	Transpo	17	Francisco Jose Amaro	2:24.967	38	17	Francisco Jose Amaro	Transpo	2:04.624	7
39	26	Daniel Martinez	Transpo	26	Daniel Martinez	Transpo	26	Daniel Martinez	Transpo	39	26	Daniel Martinez	Transpo	Transpo	39



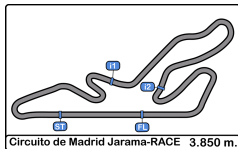


Circuito de Madrid Jarama - RACI  
SAXO TROPHY JARAMA RACE  
Carrera 2 Parrilla A (10V)  
Secuencia Líder



Nº	Piloto	Cat	Clas	Equipo	Vehiculo	Vta. Inicio	Vta. Fin	Vtas.	Total Laps
96	Luis Alvarez			PROMOCOPA	Citroën Saxo	1	2	2	2
35	Jose Maria Albal			PEÑA AUTOMOVILISTICA SLICK QUEMADO	Citroën Saxo	3	5	3	3
70	Santiago Castilla			EFICAR TEAM	Citroën Saxo	6	10	5	5





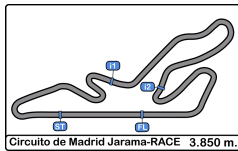
**Circuito de Madrid Jarama - RACI**  
**SAXO TROPHY JARAMA RACE**  
**Carrera 2 Parrilla A (10V)**  
**5 Mejores Tiempos**



Circuito de Madrid Jarama-RACE 3.850 m.

Cls	Nº	Piloto	Cat	Cls	Equipo	Vehiculo	Mejor 1		Mejor 2		Mejor 3		Mejor 4		Mejor 5	
							Tiemp	Vta	Tiemp	Vta	Tiemp	Vta	Tiemp	Vta	Tiemp	Vta
1	70	Santiago Castilla			EFICAR TEAM	Citroën Saxo	2:04.179	5	2:04.382	8	2:04.573	9	2:04.987	7	2:05.057	3
2	41	Ivan Riera			EFICAR TEAM	Citroën Saxo	2:04.237	3	2:04.300	4	2:04.444	2	2:04.486	5	2:04.791	7
3	60	Julian Mazuecos			CIUDAD DE GETAFE	Citroën Saxo	2:04.478	8	2:04.521	5	2:04.624	4	2:04.676	9	2:04.759	10
4	96	Luis Alvarez			PROMOCOPA	Citroën Saxo	2:04.500	8	2:04.987	4	2:05.053	10	2:05.200	5	2:05.238	2
5	73	Fernando Paniagua			VSR MOTORSPORT	Citroën Saxo	2:04.502	2	2:05.283	4	2:05.304	3	2:05.434	10	2:05.461	5
6	64	Alexander Villanueva			EFICAR TEAM	Citroën Saxo	2:04.609	8	2:04.774	6	2:04.820	5	2:04.833	2	2:04.884	4
7	17	Francisco Jose Amaro			ULTIMA VUELTA	Citroën Saxo	2:04.624	5	2:05.294	8	2:05.667	6	2:05.941	10	2:06.780	3
8	20	Andrea Fernandez			EFICAR TEAM	Citroën Saxo	2:04.639	8	2:04.725	7	2:04.859	6	2:05.023	4	2:05.108	9
9	35	Jose Maria Albal			PEÑA AUTOMOVILISTICA	Citroën Saxo	2:04.715	10	2:04.744	4	2:04.811	7	2:04.961	5	2:04.998	8
10	44	Jesus Rodriguez			DESGUACES LA TORRE	Citroën Saxo	2:04.788	3	2:04.916	2	2:04.933	5	2:05.154	4	2:05.482	8
11	43	Javier Albar			DESGUACES LA TORRE	Citroën Saxo	2:04.852	3	2:05.080	2	2:05.127	5	2:05.212	8	2:05.412	9
12	10	Alberto Lazaro			ALBERTO LAZARO	Citroën Saxo	2:05.219	2	2:05.542	7	2:05.610	5	2:05.746	4	2:05.864	6
13	48	Antonio Castillo			VSR MOTORSPORT	Citroën Saxo	2:05.473	3	2:05.513	5	2:05.577	8	2:05.664	9	2:05.674	6
14	23	Mariano Esteban	R	1	VSR MOTORSPORT	Citroën Saxo	2:05.826	6	2:05.992	4	2:06.160	9	2:06.501	5	2:06.853	7
15	75	Francisco Vazquez	R	2	PROMOCOPA	Citroën Saxo	2:05.860	4	2:06.000	7	2:06.097	10	2:06.291	8	2:06.374	5
16	33	Sylvain Xavier			R.A.C. CIRCUITO GUADALOPE	Citroën Saxo	2:06.024	9	2:06.200	6	2:06.301	8	2:06.349	2	2:06.410	10
17	36	Miguel Rufino			ESCUADERIA CARTHAGO	Citroën Saxo	2:06.113	8	2:06.285	10	2:06.368	3	2:06.517	9	2:06.559	2
18	59	Vicente Valles			VSR MOTORSPORT	Citroën Saxo	2:06.171	6	2:06.173	5	2:06.252	10	2:06.432	3	2:06.589	4
19	80	Oscar Montalvo			RX PRO RACING	Citroën Saxo	2:06.327	6	2:06.756	9	2:06.780	7	2:06.826	5	2:07.040	4
20	7	Alvaro Ruiz			PROMOCOPA	Citroën Saxo	2:06.435	6	2:06.896	9	2:06.914	7	2:06.933	4	2:07.078	3
21	13	Jonathan Oubiña			ULTIMA VUELTA	Citroën Saxo	2:06.545	4	2:06.550	3	2:07.218	6	2:07.273	7	2:07.516	10
22	79	Angel Lucena			RASANTE SPORT	Citroën Saxo	2:06.600	8	2:06.651	6	2:06.715	7	2:06.746	5	2:06.949	3
23	55	David Rodriguez			DESGUACES LA TORRE	Citroën Saxo	2:06.606	3	2:06.646	7	2:06.718	5	2:06.790	4	2:06.834	6
24	98	Deogracias Millan			RX PRO RACING	Citroën Saxo	2:06.609	5	2:06.714	6	2:06.823	3	2:06.929	7	2:07.449	10
25	5	Jonathan Gomez			REAL PEÑA MOTORISTA	Citroën Saxo	2:06.610	7	2:06.783	6	2:06.795	3	2:06.815	5	2:06.916	4
26	9	Arkaitz Uranga			R.A.C. CIRCUITO GUADALOPE	Citroën Saxo	2:06.656	6	2:06.925	7	2:06.979	3	2:07.201	4	2:07.314	2
27	77	Agustin Arce			VSR MOTORSPORT	Citroën Saxo	2:06.656	3	2:07.508	9	2:07.626	2	2:07.734	8	2:07.953	5
28	85	Pablo Blanco			PROMOCOPA	Citroën Saxo	2:06.668	6	2:06.690	4	2:06.851	7	2:06.861	8	2:06.863	9
29	14	Antonio Honrado			PROMOCOPA	Citroën Saxo	2:07.011	7	2:07.015	5	2:07.373	10	2:07.507	9	2:07.581	6
30	76	Carlota Villanueva			EFICAR TEAM	Citroën Saxo	2:07.020	7	2:07.033	4	2:07.065	5	2:07.163	6	2:07.259	8
31	49	Jose Antonio Martin			C.D PLEMAR SPORT	Citroën Saxo	2:07.063	4	2:07.132	7	2:07.293	6	2:07.309	3	2:07.588	9
32	39	Ralf Henri			DESGUACES LA TORRE	Citroën Saxo	2:07.192	10	2:07.245	9	2:07.272	5	2:07.415	6	2:07.782	8
33	46	Gustavo Gomar			RX PRO RACING	Citroën Saxo	2:07.222	7	2:07.318	8	2:07.375	5	2:07.605	4	2:07.714	9
34	15	Juan Ramon Garcia			DESGUACES LA TORRE	Citroën Saxo	2:07.907	7	2:08.077	6	2:08.353	9	2:08.525	5	2:08.635	4
35	24	Marcos Gonzalez			ULTIMA VUELTA	Citroën Saxo	2:08.265	9	2:08.457	7	2:08.531	6	2:08.830	8	2:08.892	3
36	11	Daniel Oliver			R.A.C. CIRCUITO GUADALOPE	Citroën Saxo	2:09.488	4	2:10.726	2	2:10.929	3	2:24.611	1	2:34.182	5
37	95	Gonzalo Alvarez	R	3	PROMOCOPA	Citroën Saxo	2:12.890	2	2:25.776	1						
38	6	Francisco Comendador			VSR MOTORSPORT	Citroën Saxo	3:15.387	1								
39	26	Daniel Martinez			VSR MOTORSPORT	Citroën Saxo										





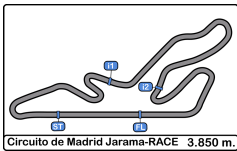
**Circuito de Madrid Jarama - RACI**  
**SAXO TROPHY JARAMA RACE**  
**Carrera 2 Parrilla A (10V)**  
**5 Mejores Velocidades**



Circuito de Madrid Jarama-RACE 3.850 m.

Clas	Nº	Piloto	Cat	Cls	Equipo	Vehiculo	Top 1		Top 2		Top 3		Top 4		Top 5		Avg
							Km/h	Vta	Km/h	Vta	Km/h	Vta	Km/h	Vta	Km/h	Vta	
1	79	Angel Lucena			RASANTE SPORT	Citroën Saxo	184.3	8	183.6	5	182.4	10	181.8	4	181.8	7	182.8
2	60	Julian Mazuecos			CIUDAD DE GETAFE	Citroën Saxo	182.7	3	182.1	2	182.1	6	182.1	7	181.2	5	182.0
3	44	Jesus Rodriguez			DESGUACES LA TORRE	Citroën Saxo	182.1	2	182.1	3	182.1	4	181.2	6	180.6	8	181.6
4	64	Alexander Villanueva			EFICAR TEAM	Citroën Saxo	181.8	2	181.8	3	181.8	7	180.0	4	179.4	8	180.9
5	96	Luis Alvarez			PROMOCOPA	Citroën Saxo	181.8	8	180.6	7	180.3	9	179.7	4	179.4	5	180.3
6	41	Ivan Riera			EFICAR TEAM	Citroën Saxo	181.5	2	180.0	7	179.4	5	178.8	6	178.5	10	179.6
7	85	Pablo Blanco			PROMOCOPA	Citroën Saxo	181.5	5	180.6	6	180.6	7	180.6	8	179.7	10	180.6
8	46	Gustavo Gomar			RX PRO RACING	Citroën Saxo	180.9	3	180.0	2	179.1	5	177.6	4	176.4	7	178.8
9	7	Alvaro Ruiz			PROMOCOPA	Citroën Saxo	180.6	5	180.0	4	178.5	10	177.3	6	177.0	7	178.7
10	20	Andrea Fernandez			EFICAR TEAM	Citroën Saxo	180.6	9	180.3	4	179.1	2	178.8	7	177.6	6	179.2
11	23	Mariano Esteban	R	1	VSR MOTORSPORT	Citroën Saxo	180.6	8	180.6	10	180.0	3	178.8	7	178.2	6	179.6
12	55	David Rodriguez			DESGUACES LA TORRE	Citroën Saxo	180.6	7	180.0	5	179.4	4	179.4	9	178.8	8	179.6
13	70	Santiago Castilla			EFICAR TEAM	Citroën Saxo	180.6	3	179.7	4	179.1	5	178.5	2	178.5	6	179.2
14	80	Oscar Montalvo			RX PRO RACING	Citroën Saxo	180.6	2	180.6	8	180.3	7	180.0	3	179.7	10	180.2
15	98	Deogracias Millan			RX PRO RACING	Citroën Saxo	180.6	6	180.6	7	178.8	8	177.9	5	177.0	3	178.9
16	5	Jonathan Gomez			REAL PEÑA MOTORISTA VIZCAYA	Citroën Saxo	180.3	5	180.0	4	177.3	6	177.0	3	176.7	7	178.2
17	73	Fernando Paniagua			VSR MOTORSPORT	Citroën Saxo	180.3	3	180.0	4	179.4	5	179.1	6	178.8	2	179.5
18	76	Carlota Villanueva			EFICAR TEAM	Citroën Saxo	180.3	7	180.0	8	179.4	4	178.8	3	178.5	5	179.4
19	43	Javier Albar			DESGUACES LA TORRE	Citroën Saxo	180.0	2	178.5	4	178.2	3	178.2	5	177.9	6	178.5
20	49	Jose Antonio Martin			C.D PLEMAR SPORT	Citroën Saxo	180.0	4	179.7	2	178.2	7	177.6	8	177.0	9	178.5
21	10	Alberto Lazaro			ALBERTO LAZARO BARRASA	Citroën Saxo	179.7	3	177.9	6	177.0	2	177.0	4	173.6	8	177.0
22	14	Antonio Honrado			PROMOCOPA	Citroën Saxo	179.7	2	177.3	5	177.0	6	176.7	8	176.4	3	177.4
23	15	Juan Ramon Garcia			DESGUACES LA TORRE	Citroën Saxo	179.4	3	179.1	2	176.4	4	175.6	5	175.6	6	177.2
24	35	Jose Maria Albal			PEÑA AUTOMOVILISTICA SLICK QUEMADO	Citroën Saxo	178.8	9	178.5	4	178.2	10	177.9	7	177.9	8	178.2
25	75	Francisco Vazquez	R	2	PROMOCOPA	Citroën Saxo	178.8	4	178.5	6	177.9	2	177.9	5	177.0	3	178.0
26	33	Sylvain Xavier			R.A.C. CIRCUITO GUADALOPE	Citroën Saxo	178.5	3	178.5	4	177.3	7	177.3	10	177.0	8	177.7
27	59	Vicente Valles			VSR MOTORSPORT	Citroën Saxo	178.5	5	178.2	4	177.9	3	177.9	6	177.6	7	178.0
28	24	Marcos Gonzalez			ULTIMA VUELTA	Citroën Saxo	178.2	3	177.6	2	175.8	5	174.1	6	173.9	8	175.9
29	48	Antonio Castillo			VSR MOTORSPORT	Citroën Saxo	178.2	2	175.3	3	174.7	5	174.4	7	174.4	10	175.4
30	11	Daniel Oliver			R.A.C. CIRCUITO GUADALOPE	Citroën Saxo	177.3	2	173.3	3	173.0	5	171.9	4	130.9	1	165.3
31	13	Jonathan Oubiña			ULTIMA VUELTA	Citroën Saxo	177.3	5	177.3	10	177.0	7	176.4	4	175.6	3	176.7
32	39	Ralf Henri			DESGUACES LA TORRE	Citroën Saxo	177.0	4	175.6	3	175.3	5	175.0	9	174.7	6	175.5
33	9	Arkaitz Uranga			R.A.C. CIRCUITO GUADALOPE	Citroën Saxo	176.7	10	176.4	4	176.4	8	175.8	6	175.8	7	176.2
34	36	Miguel Rufino			ESCUADERIA CARTHAGO	Citroën Saxo	176.7	3	175.6	2	174.4	10	173.6	4	173.6	7	174.8
35	77	Agustin Arce			VSR MOTORSPORT	Citroën Saxo	175.6	7	175.3	9	174.1	8	173.0	3	172.8	6	174.2
36	95	Gonzalo Alvarez	R	3	PROMOCOPA	Citroën Saxo	172.2	2	162.4	3	131.3	1					155.3
37	6	Francisco Comendador			VSR MOTORSPORT	Citroën Saxo	110.3	1									110.3
38	26	Daniel Martinez			VSR MOTORSPORT	Citroën Saxo	102.9	1									102.9

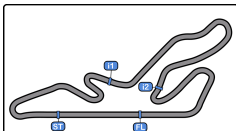




Circuito de Madrid Jarama - RACI  
SAXO TROPHY JARAMA RACE  
Carrera 2 Parrilla A (10V)  
Secuencia Vueltas Rápidas



Vta	Hora Día	Tiempo Sesión	Nº Piloto	Cat	Equipo	Vehiculo	Tiempo	Km/h
2	16:51:21.135	4:11.135	96 Luis Alvarez		PROMOCOPA	Citroën Saxo	2:05.238	110.6
2	16:51:21.863	4:11.863	10 Alberto Lazaro		ALBERTO LAZARO BARRASA	Citroën Saxo	2:05.219	110.6
2	16:51:22.072	4:12.072	70 Santiago Castilla		EFICAR TEAM	Citroën Saxo	2:05.078	110.8
2	16:51:23.392	4:13.392	64 Alexander Villanueva		EFICAR TEAM	Citroën Saxo	2:04.833	111.0
2	16:51:23.871	4:13.871	73 Fernando Paniagua		VSR MOTORSPORT	Citroën Saxo	2:04.502	111.3
2	16:51:28.586	4:18.586	41 Ivan Riera		EFICAR TEAM	Citroën Saxo	2:04.444	111.3
3	16:53:32.823	6:22.823	41 Ivan Riera		EFICAR TEAM	Citroën Saxo	2:04.237	111.5
5	16:57:36.566	10:26.566	70 Santiago Castilla		EFICAR TEAM	Citroën Saxo	2:04.179	111.6

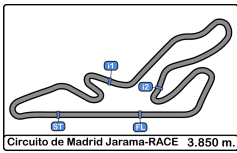


**Circuito de Madrid Jarama - RACI**  
**SAXO TROPHY JARAMA RACE**  
**Carrera 2 Parrilla A (10V)**



**Mejor Máxima Velocidad del Evento**

Nº	Piloto	Cat	Clas	Equipo	Vehiculo	Km/h	Sesión
33	Sylvain Xavier			R.A.C. CIRCUITO	Citroën Saxo	188.4	Cronometrados Parrilla A
79	Angel Lucena			RASANTE SPORT	Citroën Saxo	184.3	Carrera 2 Parrilla A (10V)
60	Julian Mazuecos			CIUDAD DE GETAFE	Citroën Saxo	182.7	Carrera 2 Parrilla A (10V)
44	Jesus Rodriguez			DESGUACES LA TORRE	Citroën Saxo	182.1	Carrera 2 Parrilla A (10V)
96	Luis Alvarez			PROMOCOPA	Citroën Saxo	181.8	Carrera 1 Parrilla A (10V)
64	Alexander Villanueva			EFICAR TEAM	Citroën Saxo	181.8	Carrera 2 Parrilla A (10V)
26	Daniel Martinez			VSR MOTORSPORT	Citroën Saxo	181.5	Carrera 1 Parrilla A (10V)
41	Ivan Riera			EFICAR TEAM	Citroën Saxo	181.5	Carrera 2 Parrilla A (10V)
85	Pablo Blanco			PROMOCOPA	Citroën Saxo	181.5	Carrera 2 Parrilla A (10V)
46	Gustavo Gomar			RX PRO RACING	Citroën Saxo	180.9	Carrera 2 Parrilla A (10V)
95	Gonzalo Alvarez	R	1	PROMOCOPA	Citroën Saxo	180.6	Cronometrado Previo
78	Angel Cabello			RASANTE SPORT	Citroën Saxo	180.6	Carrera 1 Parrilla A (10V)
76	Carlota Villanueva			EFICAR TEAM	Citroën Saxo	180.6	Carrera 1 Parrilla A (10V)
70	Santiago Castilla			EFICAR TEAM	Citroën Saxo	180.6	Carrera 2 Parrilla A (10V)
7	Alvaro Ruiz			PROMOCOPA	Citroën Saxo	180.6	Carrera 2 Parrilla A (10V)
98	Deogracias Millan			RX PRO RACING	Citroën Saxo	180.6	Carrera 2 Parrilla A (10V)
55	David Rodriguez			DESGUACES LA TORRE	Citroën Saxo	180.6	Carrera 2 Parrilla A (10V)
80	Oscar Montalvo			RX PRO RACING	Citroën Saxo	180.6	Carrera 2 Parrilla A (10V)
23	Mariano Esteban	R	2	VSR MOTORSPORT	Citroën Saxo	180.6	Carrera 2 Parrilla A (10V)
20	Andrea Fernandez			EFICAR TEAM	Citroën Saxo	180.6	Carrera 2 Parrilla A (10V)
49	Jose Antonio Martin			C.D PLEMAR SPORT	Citroën Saxo	180.3	Carrera 1 Parrilla A (10V)
73	Fernando Paniagua			VSR MOTORSPORT	Citroën Saxo	180.3	Carrera 2 Parrilla A (10V)
5	Jonathan Gomez			REAL PEÑA MOTORISTA	Citroën Saxo	180.3	Carrera 2 Parrilla A (10V)
10	Alberto Lazaro			ALBERTO LAZARO	Citroën Saxo	180.0	Carrera 1 Parrilla A (10V)
13	Jonathan Oubiña			ULTIMA VUELTA	Citroën Saxo	180.0	Carrera 1 Parrilla A (10V)
8	Alex Tomas			ALEX TOMAS VARELA	Citroën Saxo	180.0	Carrera 1 Parrilla B (10V)
43	Javier Albar			DESGUACES LA TORRE	Citroën Saxo	180.0	Carrera 2 Parrilla A (10V)
14	Antonio Honrado			PROMOCOPA	Citroën Saxo	179.7	Carrera 2 Parrilla A (10V)
75	Francisco Vazquez	R	3	PROMOCOPA	Citroën Saxo	179.4	Carrera 1 Parrilla A (10V)
15	Juan Ramon Garcia			DESGUACES LA TORRE	Citroën Saxo	179.4	Carrera 2 Parrilla A (10V)
17	Francisco Jose Amaro			ULTIMA VUELTA	Citroën Saxo	179.1	Carrera 1 Parrilla A (10V)
35	Jose Maria Albal			PEÑA AUTOMOVILISTICA	Citroën Saxo	178.8	Carrera 2 Parrilla A (10V)
6	Francisco Comendador			VSR MOTORSPORT	Citroën Saxo	178.5	Carrera 1 Parrilla A (10V)
59	Vicente Valles			VSR MOTORSPORT	Citroën Saxo	178.5	Carrera 2 Parrilla A (10V)
27	Ramon Vidal	R	4	PROMOCOPA	Citroën Saxo	178.2	Cronometrado Previo
77	Agustin Arce			VSR MOTORSPORT	Citroën Saxo	178.2	Cronometrados Parrilla A
48	Antonio Castillo			VSR MOTORSPORT	Citroën Saxo	178.2	Carrera 2 Parrilla A (10V)
24	Marcos Gonzalez			ULTIMA VUELTA	Citroën Saxo	178.2	Carrera 2 Parrilla A (10V)
86	Sergio Cabal			RASANTE SPORT	Citroën Saxo	177.9	Carrera 1 Parrilla B (10V)
4	Ricard Cano	R	5	PROMOCOPA	Citroën Saxo	177.3	Cronometrado Previo
39	Ralf Henri			DESGUACES LA TORRE	Citroën Saxo	177.3	Cronometrado Previo
22	Guillermo Ibañez			R.A.C. CIRCUITO	Citroën Saxo	177.3	Carrera 1 Parrilla B (10V)
19	Juan Dominguez	R	6	AUTOMOVIL CLUB VEC	Citroën Saxo	177.3	Carrera 1 Parrilla B (10V)
11	Daniel Oliver			R.A.C. CIRCUITO	Citroën Saxo	177.3	Carrera 2 Parrilla A (10V)
9	Arkaitz Uranga			R.A.C. CIRCUITO	Citroën Saxo	177.0	Carrera 1 Parrilla A (10V)
36	Miguel Rufino			ESCUADERIA CARTHAGO	Citroën Saxo	176.7	Carrera 2 Parrilla A (10V)
16	Victor Ambite	R	7	CIUDAD DE GETAFE	Citroën Saxo	176.4	Carrera 1 Parrilla B (10V)
18	Carlos Arco			R.A.C. CIRCUITO	Citroën Saxo	176.1	Carrera 1 Parrilla B (10V)
3	Fco. Javier Yañez			PROMOCOPA	Citroën Saxo	176.1	Carrera 1 Parrilla B (10V)
30	Mario Castro			PROMOCOPA	Citroën Saxo	175.8	Carrera 1 Parrilla B (10V)
65	Roberto Fernandez			CIUDAD DE GETAFE	Citroën Saxo	175.6	Cronometrado Previo
71	Manuel Muñoz			ULTIMA VUELTA	Citroën Saxo	175.6	Carrera 1 Parrilla B (10V)
12	Manuel Isidro	R	8	EFICAR TEAM	Citroën Saxo	171.7	Carrera 1 Parrilla B (10V)
54	Borja Arrizabalaga			PROMOCOPA	Citroën Saxo	169.2	Entrenamiento Privado
37	Victor Cantin			VICTOR CANTIN PINILLA	Citroën Saxo	167.4	Carrera 1 Parrilla B (10V)
123	Miguel Gonzalez			ESCUADERIA CENTRO	Toyota Aygo	155.3	Carrera 1 Parrilla B (10V)
118	Javier Conejero			ESCUADERIA PLASENCIA	Toyota Aygo	153.4	Carrera 1 Parrilla B (10V)

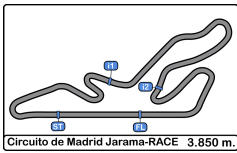


**Circuito de Madrid Jarama - RACI**  
**SAXO TROPHY JARAMA RACE**  
**Carrera 2 Parrilla A (10V)**



**Mejor Máxima Velocidad del Evento**

<b>125</b>	Pablo Rodriguez		Toyota Aygo	<b>153.4</b>	Carrera 1 Parrilla B (10V)
<b>177</b>	Jan Acero	ESCUADERIA BAIX	Toyota Aygo	<b>151.8</b>	Carrera 1 Parrilla B (10V)
<b>114</b>	Luis Quintana	MOTORISMO RACING	Toyota Aygo	<b>151.4</b>	Entrenamiento Privado
<b>110</b>	Adrian Agote	MOTORISMO RACING	Toyota Aygo	<b>151.0</b>	Carrera 1 Parrilla B (10V)
<b>161</b>	Jan Peral	JUAN MANUEL PERAL	Toyota Aygo	<b>151.0</b>	Carrera 1 Parrilla B (10V)
<b>199</b>	Alberto Dorsch	RACE	Toyota Aygo	<b>149.5</b>	Carrera 1 Parrilla B (10V)



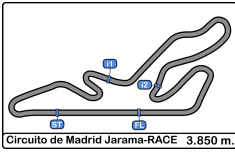
**Circuito de Madrid Jarama - RACI**  
**SAXO TROPHY JARAMA RACE**  
**Carrera 2 Parrilla A (10V)**  
**Cuentavueltas**



**VTA**

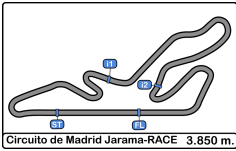
Nr	Pos	Grid	1	2	3	4	5	6	7	8	9	10
96	1	96	96	96	35	35	35	70	70	70	70	70
35	2	35	35	35	96	96	70	35	35	35	60	60
20	3	20	10	10	70	70	96	96	60	60	35	35
10	4	10	70	70	10	60	60	60	96	96	64	96
70	5	70	20	20	60	10	64	64	64	64	96	64
26	6	26	60	60	64	64	10	20	20	20	20	20
13	7	13	64	64	20	20	20	10	10	10	44	73
64	8	64	73	73	73	73	73	73	73	41	73	44
41	9	41	43	43	43	44	44	44	41	73	43	41
60	10	60	44	44	44	43	43	41	44	44	41	43
73	11	73	77	41	41	41	41	43	43	43	10	10
43	12	43	48	48	48	48	48	48	48	48	48	48
48	13	48	41	77	77	36	36	36	36	36	36	36
44	14	44	36	36	36	77	33	33	33	33	33	33
6	15	6	13	33	33	33	77	75	75	75	75	75
77	16	77	33	13	13	13	75	77	13	59	59	59
36	17	36	76	76	75	75	13	13	77	13	77	77
55	18	55	9	75	76	76	76	59	59	77	76	76
98	19	98	75	9	9	9	59	76	76	76	13	17
9	20	9	59	98	98	59	9	9	9	9	9	13
33	21	33	98	59	59	98	98	98	98	79	17	79
17	22	17	79	79	79	79	79	79	79	5	79	9
59	23	59	5	5	5	5	5	5	5	17	5	55
76	24	76	55	80	55	55	55	55	55	55	55	5
79	25	79	80	55	80	80	80	80	80	80	80	80
23	26	23	49	49	49	49	17	17	17	85	85	85
75	27	75	14	14	7	7	7	7	7	7	23	23
80	28	80	7	7	85	85	85	85	85	23	7	7
11	29	11	85	85	17	17	49	23	23	49	49	49
39	30	39	24	23	14	23	23	49	49	14	14	14
14	31	14	39	17	24	14	14	14	14	39	39	39
5	32	5	23	24	23	39	39	39	39	46	46	46
95	33	95	15	39	39	24	46	46	46	98	98	98
49	34	49	11	15	46	46	24	24	24	24	24	24
15	35	15	17	46	15	15	15	15	15	15	15	15
7	36	7	46	11	11	11	11	11	11	11	11	11
85	37	85	95	95	95	95	95	95	95	95	95	95
46	38	46	6	6	6	6	6	6	6	6	6	6
24	39	24	24	24	24	24	24	24	24	24	24	24





Circuito de Madrid Jarama - RACI  
 SAXO TROPHY JARAMA RACE  
 Carrera 2 Parrilla A (10V)  
 Cuentavueltas Gráfico





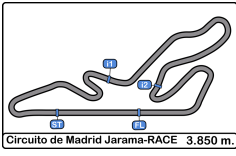
Circuito de Madrid Jarama - RACI  
**SAXO TROPHY JARAMA RACE**  
 Carrera 2 Parrilla A (10V)  
**Tiempos Parada en Pit**



<u>Or</u> <u>d.</u>	<u>Nr.</u>	<u>In Day</u> <u>Time</u>	<u>Equipo/Concur</u> <u>sante</u>	<u>Nat</u>	<u>Piloto 1</u>	<u>Nat</u>	<u>Piloto 2</u>	<u>Nat</u>	<u>Vehiculo</u>	<u>Cat</u>	<u>T.</u> <u>Entrada</u>	<u>Nº</u> <u>Parada</u>	<u>Tiempo</u> <u>Pit</u>	<u>Handicap</u>	<u>Dif.</u>
------------------------	------------	------------------------------	--------------------------------------	------------	-----------------	------------	-----------------	------------	-----------------	------------	-----------------------------	----------------------------	-----------------------------	-----------------	-------------







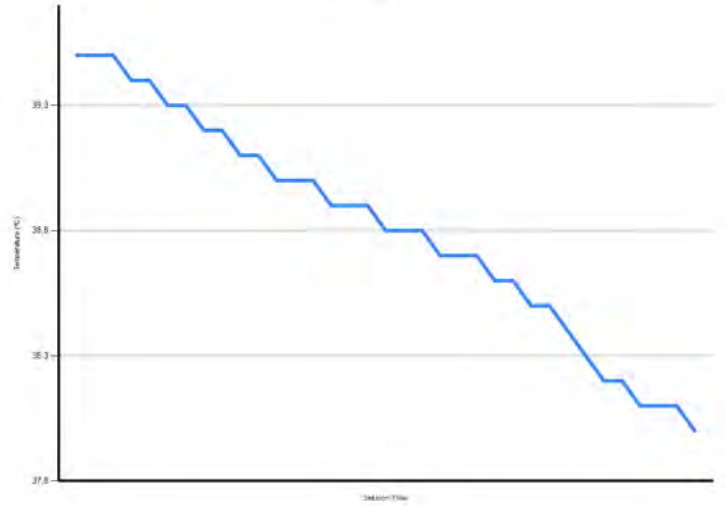
**Circuito de Madrid Jarama - RACI**  
**SAXO TROPHY JARAMA RACE**  
**Carrera 2 Parrilla A (10V)**  
**Informe Meteorológico**



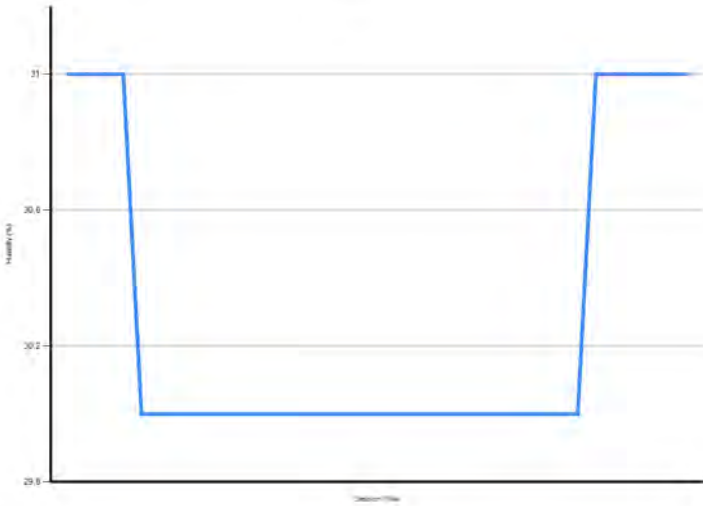
Temperatura Aire




Temperatura Pista



Humidad



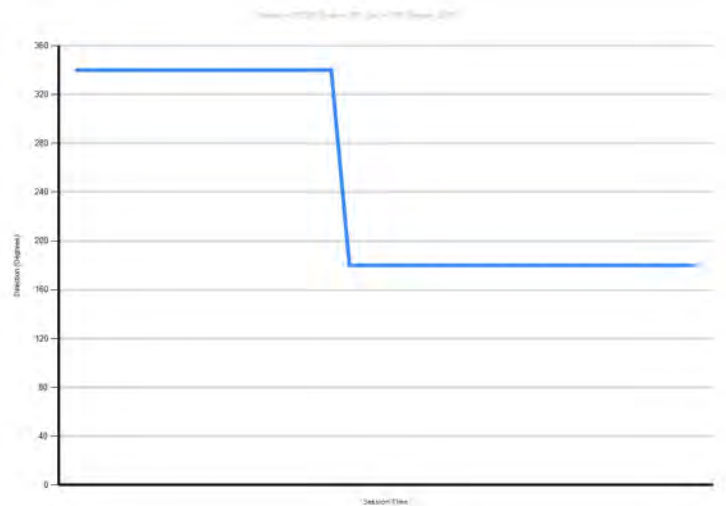
Presión

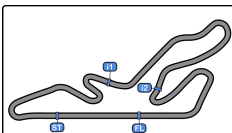


Velocidad Viento



Dirección Viento





# Circuito de Madrid Jarama - RACE

## SAXO TROPHY JARAMA RACE

### Carrera 2 Parrilla A (10V)



#### Resultados Finales

Cls	Nº	Equipo/Concursante	Piloto 1	Piloto 2	Vehiculo	Cat	Cl	Vtas.	Tiempo	Dif 1º	Interval	Km/h	Mejor	Tiempo	Km/h
1	70	EFICAR TEAM	Santiago Castilla		Citroën Saxo			10	20:50.888			110.8	5	2:04.179	111.6
2	60	CIUDAD DE GETAFE	Julian Mazuecos		Citroën Saxo			10	20:51.534	0.646	0.646	110.7	8	2:04.478	111.3
3	35	PEÑA AUTOMOVILISTICA SLICK QUEMADO	Jose Maria Albal		Citroën Saxo			10	20:51.952	1.064	0.418	110.7	10	2:04.715	111.1
4	96	PROMOCOPA	Luis Alvarez		Citroën Saxo			10	20:53.381	2.493	1.429	110.5	8	2:04.500	111.3
5	64	EFICAR TEAM	Alexander Villanueva		Citroën Saxo			10	20:53.694	2.806	0.313	110.5	8	2:04.609	111.2
6	20	EFICAR TEAM	Andrea Fernandez		Citroën Saxo			10	20:54.184	3.296	0.490	110.5	8	2:04.639	111.2
7	73	VSR MOTORSPORT	Fernando Paniagua		Citroën Saxo			10	20:58.696	7.808	4.512	110.1	2	2:04.502	111.3
8	44	DESGUACES LA TORRE	Jesus Rodriguez		Citroën Saxo			10	20:59.005	8.117	0.309	110.0	3	2:04.788	111.0
9	41	EFICAR TEAM	Ivan Riera		Citroën Saxo			10	20:59.303	8.415	0.298	110.0	3	2:04.237	111.5
10	43	DESGUACES LA TORRE	Javier Albar		Citroën Saxo			10	21:00.279	9.391	0.976	109.9	3	2:04.852	111.0
11	10	ALBERTO LAZARO BARRASA	Alberto Lazaro		Citroën Saxo			10	21:04.508	13.620	4.229	109.6	2	2:05.219	110.6
12	48	VSR MOTORSPORT	Antonio Castillo		Citroën Saxo			10	21:05.146	14.258	0.638	109.5	3	2:05.473	110.4
13	33	R.A.C. CIRCUITO GUADALOPE	Sylvain Xavier		Citroën Saxo			10	21:13.931	23.043	8.785	108.7	9	2:06.024	109.9
14	75	PROMOCOPA	Francisco Vazquez		Citroën Saxo	R	1	10	21:15.825	24.937	1.894	108.6	4	2:05.860	110.1
15	59	VSR MOTORSPORT	Vicente Valles		Citroën Saxo			10	21:19.900	29.012	4.075	108.2	6	2:06.171	109.8
16	77	VSR MOTORSPORT	Agustin Arce		Citroën Saxo			10	21:23.082	32.194	3.182	108.0	3	2:06.656	109.4
17	76	EFICAR TEAM	Carlota Villanueva		Citroën Saxo			10	21:23.237	32.349	0.155	108.0	7	2:07.020	109.1
18	13	ULTIMA VUELTA	Jonathan Oubiña	Miguel Villacieros	Citroën Saxo			10	21:24.138	33.250	0.901	107.9	4	2:06.545	109.5
19	79	RASANTE SPORT	Angel Lucena		Citroën Saxo			10	21:25.002	34.114	0.864	107.8	8	2:06.600	109.4
20	9	R.A.C. CIRCUITO GUADALOPE	Arkaitz Uranga		Citroën Saxo			10	21:25.420	34.532	0.418	107.8	6	2:06.656	109.4
21	55	DESGUACES LA TORRE	David Rodriguez		Citroën Saxo			10	21:25.864	34.976	0.444	107.7	3	2:06.606	109.4
22	5	REAL PEÑA MOTORISTA VIZCAYA	Jonathan Gomez	Oscar Gomez	Citroën Saxo			10	21:26.196	35.308	0.332	107.7	7	2:06.610	109.4
23	80	RX PRO RACING	Oscar Montalvo		Citroën Saxo			10	21:26.866	35.978	0.670	107.7	6	2:06.327	109.7
24	85	PROMOCOPA	Pablo Blanco		Citroën Saxo			10	21:27.193	36.305	0.327	107.6	6	2:06.668	109.4
25	23	VSR MOTORSPORT	Mariano Esteban		Citroën Saxo	R	2	10	21:27.625	36.737	0.432	107.6	6	2:05.826	110.1
26	7	PROMOCOPA	Alvaro Ruiz		Citroën Saxo			10	21:27.952	37.064	0.327	107.6	6	2:06.435	109.6
27	49	C.D PLEMAR SPORT	Jose Antonio Martin		Citroën Saxo			10	21:31.730	40.842	3.778	107.2	4	2:07.063	109.0
28	14	PROMOCOPA	Antonio Honrado		Citroën Saxo			10	21:32.712	41.824	0.982	107.2	7	2:07.011	109.1
29	17 *	ULTIMA VUELTA	Francisco Jose Amaro		Citroën Saxo			10	21:33.674	42.786	0.962	107.1	5	2:04.624	111.2
30	39	DESGUACES LA TORRE	Ralf Henri		Citroën Saxo			10	21:34.440	43.552	0.766	107.0	10	2:07.192	108.9
31	46	RX PRO RACING	Gustavo Gomar		Citroën Saxo			10	21:35.915	45.027	1.475	106.9	7	2:07.222	108.9
32	98	RX PRO RACING	Deogracias Millan		Citroën Saxo			10	21:38.314	47.426	2.399	106.7	5	2:06.609	109.4
33	36 *	ESCUADERIA CARTHAGO	Miguel Rufino		Citroën Saxo			10	21:38.503	47.615	0.189	106.7	8	2:06.113	109.9
34	24	ULTIMA VUELTA	Marcos Gonzalez		Citroën Saxo			10	21:42.591	51.703	4.088	106.4	9	2:08.265	108.0

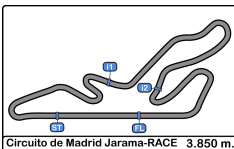
Publicado a las:.....

Temp Pista: 38.0 °C Temp Aire: 26.9 °C Humedad: 31 % Estado Pista: SECA

Comisarios Deportivos:

Cronometrador:





### Circuito de Madrid Jarama - RACE

### SAXO TROPHY JARAMA RACE

### Carrera 2 Parrilla A (10V)



### Resultados Finales

Cls	Nº	Equipo/Concursante	Piloto 1	Piloto 2	Vehiculo	Cat	Cl	Vtas.	Tiempo	Dif 1º	Interval	Km/h	Mejor	Tiempo	Km/h
35	15	DESGUACES LA TORRE	Juan Ramon Garcia		Citroën Saxo			10	<b>21:43.489</b>	52.601	0.898	106.3	7	2:07.907	108.3
<b>Not classified: (Requirements: 75% of number laps of leader = 8 Laps)</b>															
11		R.A.C. CIRCUITO GUADALOPE	Daniel Oliver		Citroën Saxo			5	<b>11:29.936</b>	5 Vtas.	5 Vtas.	100.4	4	2:09.488	107.0
95		PROMOCOPA	Gonzalo Alvarez		Citroën Saxo	R	3	2	<b>4:38.666</b>	8 Vtas.	3 Vtas.	99.4	2	2:12.890	104.2
6		VSR MOTORSPORT	Francisco Comendador		Citroën Saxo			1	<b>3:15.387</b>	9 Vtas.	1 Vta.	70.9	1	3:15.387	70.9
26		VSR MOTORSPORT	Daniel Martinez		Citroën Saxo										

Vta. Rápida Santiago Castilla en 2:04.179 a 111.6 Km/h en la vta. 5

#### \* PENALIZACIONES

Penalizado el dorsal 17 con 10 seg en virtud del art 12.4 RGVC

Penalizado el dorsal 36 con 25 seg en virtud del art 18.25 RGVC

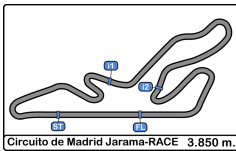
Publicado a las:.....

Temp Pista: **38.0 °C** Temp Aire: **26.9 °C** Humedad: **31 %** Estado Pista: **SECA**

Comisarios Deportivos:

Cronometrador:





**Circuito de Madrid Jarama - RACI**  
**SAXO TROPHY JARAMA RACE**  
**Carrera 2 Parrilla B (10V)**  
**Resultados Provisionales**



Clas	Nº	Piloto	Cat	Clas	Equipo	Vehiculo	Vtas.	Tiempo Total	Dif 1º	Interval	Km/h	Mejor	Tiempo	Km/h
1	8	Alex Tomas			ALEX TOMAS VARELA	Citroën Saxo	10	21:22.594			108.0	3	2:07.160	108.9
2	30	Mario Castro			PROMOCOPA	Citroën Saxo	10	21:27.233	4.639	4.639	107.6	6	2:07.135	109.0
3	3	Fco. Javier Yañez			PROMOCOPA	Citroën Saxo	10	21:27.513	4.919	0.280	107.6	9	2:06.951	109.1
4	27	Ramon Vidal	R	1	PROMOCOPA	Citroën Saxo	10	21:30.681	8.087	3.168	107.3	6	2:07.954	108.3
5	18	Carlos Arco			R.A.C. CIRCUITO GUADALOPE	Citroën Saxo	10	21:31.451	8.857	0.770	107.3	6	2:07.983	108.2
6	54	Borja Arrizabalaga			PROMOCOPA	Citroën Saxo	10	21:31.748	9.154	0.297	107.2	4	2:08.173	108.1
7	4	Ricard Cano	R	2	PROMOCOPA	Citroën Saxo	10	21:32.471	9.877	0.723	107.2	10	2:07.255	108.9
8	71	Muñoz - Aragon			ULTIMA VUELTA	Citroën Saxo	10	21:43.793	21.199	11.322	106.3	6	2:09.017	107.4
9	86	Sergio Cabal			RASANTE SPORT	Citroën Saxo	10	21:46.805	24.211	3.012	106.0	3	2:07.347	108.8
10	65	Fernandez - Cozar			CIUDAD DE GETAFE	Citroën Saxo	10	21:47.288	24.694	0.483	106.0	9	2:10.184	106.4
11	37	Victor Cantin			VICTOR CANTIN PINILLA	Citroën Saxo	10	21:59.752	37.158	12.464	105.0	3	2:10.912	105.8
12	110	Adrian Agote			MOTORISMO RACING	Toyota Aygo	10	23:17.316	1:54.722	1:17.564	99.1	2	2:19.001	99.7
13	118	Javier Conejero			ESCUDERIA	Toyota Aygo	10	23:22.828	2:00.234	5.512	98.8	3	2:18.821	99.8
14	123	Miguel Gonzalez			ESCUDERIA CENTRO	Toyota Aygo	10	23:23.300	2:00.706	0.472	98.7	3	2:19.221	99.5
15	114	Luis Quintana			MOTORISMO RACING	Toyota Aygo	10	23:23.701	2:01.107	0.401	98.7	3	2:19.228	99.5
16	177	Jan Acero			ESCUDERIA BAIX	Toyota Aygo	10	23:41.128	2:18.534	17.427	97.5	2	2:19.893	99.0
17	125	Pablo Rodriguez				Toyota Aygo	10	23:42.778	2:20.184	1.650	97.4	6	2:20.510	98.6
18	199	Alberto Dorsch			RACE	Toyota Aygo	10	23:44.001	2:21.407	1.223	97.3	2	2:20.121	98.9
19	161	Jan Peral			JUAN MANUEL PERAL MARIÑO	Toyota Aygo	10	23:44.051	2:21.457	0.050	97.3	7	2:20.526	98.6
<b>Not classified: (Requirements: 75% of number laps of leader = 8 Laps)</b>														
12	Manuel Isidro	R		EFICAR TEAM	Citroën Saxo	5	13:25.060	5 Vtas.	5 Vtas.	86.0	2	2:09.911	106.6	
19	Juan Dominguez	R		AUTOMOVIL CLUB	Citroën Saxo	1	2:15.443	9 Vtas.	4 Vtas.	102.3	1	2:15.443	102.3	
16	Victor Ambite	R		CIUDAD DE GETAFE	Citroën Saxo									
22	Guillermo Ibañez			R.A.C. CIRCUITO GUADALOPE	Citroën Saxo									

Vta. Rápida Fco. Javier Yañez en 2:06.951 a 109.1 Km/h en la vta. 9

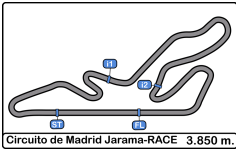
Publicado a las:.....

Temp Pista: 32.6 °C Temp Aire: 26.4 °C Humedad: 32 % Estado Pista: SECA

Director Carrera:

Cronometrador:





**Circuito de Madrid Jarama - RACI**  
**SAXO TROPHY JARAMA RACE**  
**Carrera 2 Parrilla B (10V)**  
**Resultados Provisionales**



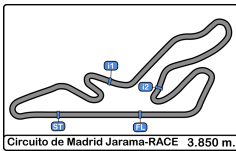
Publicado a las:.....

Temp Pista: **32.6 °C**   Temp Aire: **26.4 °C**   Humedad: **32 %**   Estado Pista: **SECA**

**Director Carrera:**

**Cronometrador:**





**Circuito de Madrid Jarama - RACI**  
**SAXO TROPHY JARAMA RACE**  
**Carrera 2 Parrilla B (10V)**



**Resultados Provisionales por Categoría**

Clas	Nº	Piloto	Cat	Clas	Equipo	Vehiculo	Vtas.	Tiempo Total	Dif 1º	Interval	Km/h	Mejor	Tiemp	Km/h
1	8	Alex Tomas			ALEX TOMAS VARELA	Citroën Saxo	10	21:22.594			108.0	3	2:07.16	108.9
2	30	Mario Castro			PROMOCOPA	Citroën Saxo	10	21:27.233	4.639	4.639	107.6	6	2:07.13	109.0
3	3	Fco. Javier Yañez			PROMOCOPA	Citroën Saxo	10	21:27.513	4.919	0.280	107.6	9	2:06.95	109.1
4	18	Carlos Arco			R.A.C. CIRCUITO	Citroën Saxo	10	21:31.451	8.857	3.938	107.3	6	2:07.98	108.2
5	54	Borja Arrizabalaga			PROMOCOPA	Citroën Saxo	10	21:31.748	9.154	0.297	107.2	4	2:08.17	108.1
6	71	Manuel Muñoz			ULTIMA VUELTA	Citroën Saxo	10	21:43.793	21.199	12.045	106.3	6	2:09.01	107.4
7	86	Sergio Cabal			RASANTE SPORT	Citroën Saxo	10	21:46.805	24.211	3.012	106.0	3	2:07.34	108.8
8	65	Roberto Fernandez			CIUDAD DE GETAFE	Citroën Saxo	10	21:47.288	24.694	0.483	106.0	9	2:10.18	106.4
9	37	Victor Cantin			VICTOR CANTIN PINILLA	Citroën Saxo	10	21:59.752	37.158	12.464	105.0	3	2:10.91	105.8
10	110	Adrian Agote			MOTORISMO RACING	Toyota Aygo	10	23:17.316	1:54.722	1:17.564	99.1	2	2:19.00	99.7
11	118	Javier Conejero			ESCUDERIA PLASENCIA	Toyota Aygo	10	23:22.828	2:00.234	5.512	98.8	3	2:18.82	99.8
12	123	Miguel Gonzalez			ESCUDERIA CENTRO	Toyota Aygo	10	23:23.300	2:00.706	0.472	98.7	3	2:19.22	99.5
13	114	Luis Quintana			MOTORISMO RACING	Toyota Aygo	10	23:23.701	2:01.107	0.401	98.7	3	2:19.22	99.5
14	177	Jan Acero			ESCUDERIA BAIX	Toyota Aygo	10	23:41.128	2:18.534	17.427	97.5	2	2:19.89	99.0
15	125	Pablo Rodriguez				Toyota Aygo	10	23:42.778	2:20.184	1.650	97.4	6	2:20.51	98.6
16	199	Alberto Dorsch			RACE	Toyota Aygo	10	23:44.001	2:21.407	1.223	97.3	2	2:20.12	98.9
17	161	Jan Peral			JUAN MANUEL PERAL	Toyota Aygo	10	23:44.051	2:21.457	0.050	97.3	7	2:20.52	98.6

**Not classified: (Requirements: 75% of number laps of leader = 8 Laps)**

22	Guillermo Ibañez			R.A.C. CIRCUITO	Citroën Saxo									
----	------------------	--	--	-----------------	--------------	--	--	--	--	--	--	--	--	--

**Rookie**

Clas	Nº	Piloto	Cat	Clas	Equipo	Vehiculo	Vtas.	Tiempo Total	Dif 1º	Interval	Km/h	Mejor	Tiemp	Km/h
1	27	Ramon Vidal	R	1	PROMOCOPA	Citroën Saxo	10	21:30.681			107.3	6	2:07.95	108.3
2	4	Ricard Cano	R	2	PROMOCOPA	Citroën Saxo	10	21:32.471	1.790	1.790	107.2	10	2:07.25	108.9

**Not classified: (Requirements: 75% of number laps of leader = 8 Laps)**

12	Manuel Isidro	R	3	EFICAR TEAM	Citroën Saxo	5	13:25.060	5 Vtas.	5 Vtas.	86.0	2	2:09.91	106.6
19	Juan Dominguez	R	4	AUTOMOVIL CLUB VEC	Citroën Saxo	1	2:15.443	9 Vtas.	4 Vtas.	102.3	1	2:15.44	102.3
16	Victor Ambite	R	5	CIUDAD DE GETAFE	Citroën Saxo								

Vta. Rápida Fco. Javier Yañez en 2:06.951 a 109.1 Km/h en la vta. 9

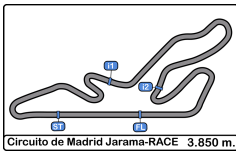
Publicado a las:.....

Temp Pista: **32.6 °C** Temp Aire: **26.4 °C** Humedad: **32 %** Estado Pista: **SECA**

**Director Carrera:**

**Cronometrador:**



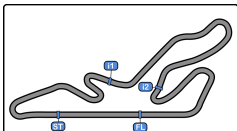


**Circuito de Madrid Jarama - RACI**  
**SAXO TROPHY JARAMA RACE**  
**Carrera 2 Parrilla B (10V)**



**Clasificación Provisional por Vuelta Rápida de Piloto**

Cl	Nº	Equipo/Concursante	Vehiculo	Piloto	Cat	Cl	Vtas.	Mejor	Tiempo	Dif 1º	Interval	Km/h
1	3	PROMOCOPA	Citroën Saxo	Fco. Javier Yañez			10	9	2:06.951			109.1
2	30	PROMOCOPA	Citroën Saxo	Mario Castro			10	6	2:07.135	0.184	0.184	109.0
3	8	ALEX TOMAS VARELA	Citroën Saxo	Alex Tomas			10	3	2:07.160	0.209	0.025	108.9
4	4	PROMOCOPA	Citroën Saxo	Ricard Cano	R	1	10	10	2:07.255	0.304	0.095	108.9
5	86	RASANTE SPORT	Citroën Saxo	Sergio Cabal			10	3	2:07.347	0.396	0.092	108.8
6	27	PROMOCOPA	Citroën Saxo	Ramon Vidal	R	2	10	6	2:07.954	1.003	0.607	108.3
7	18	R.A.C. CIRCUITO GUADALO	Citroën Saxo	Carlos Arco			10	6	2:07.983	1.032	0.029	108.2
8	54	PROMOCOPA	Citroën Saxo	Borja Arrizabalaga			10	4	2:08.173	1.222	0.190	108.1
9	71	ULTIMA VUELTA	Citroën Saxo	Muñoz - Aragon			10	6	2:09.017	2.066	0.844	107.4
10	12	EFICAR TEAM	Citroën Saxo	Manuel Isidro	R	3	5	2	2:09.911	2.960	0.894	106.6
11	65	CIUDAD DE GETAFE	Citroën Saxo	Fernandez - Cozar			10	9	2:10.184	3.233	0.273	106.4
12	37	VICTOR CANTIN PINILLA	Citroën Saxo	Victor Cantin			10	3	2:10.912	3.961	0.728	105.8
13	19	AUTOMOVIL CLUB VEC	Citroën Saxo	Juan Dominguez	R	4	1	1	2:15.443	8.492	4.531	102.3
14	118	ESCUADERIA PLASENCIA	Toyota Aygo	Javier Conejero			10	3	2:18.821	11.870	3.378	99.8
15	110	MOTORISMO RACING TEAM	Toyota Aygo	Adrian Agote			10	2	2:19.001	12.050	0.180	99.7
16	123	ESCUADERIA CENTRO	Toyota Aygo	Miguel Gonzalez			10	3	2:19.221	12.270	0.220	99.5
17	114	MOTORISMO RACING TEAM	Toyota Aygo	Luis Quintana			10	3	2:19.228	12.277	0.007	99.5
18	177	ESCUADERIA BAIX EMPORD	Toyota Aygo	Jan Acero			10	2	2:19.893	12.942	0.665	99.0
19	199	RACE	Toyota Aygo	Alberto Dorsch			10	2	2:20.121	13.170	0.228	98.9
20	125		Toyota Aygo	Pablo Rodriguez			10	6	2:20.510	13.559	0.389	98.6
21	161	JUAN MANUEL PERAL MARI	Toyota Aygo	Jan Peral			10	7	2:20.526	13.575	0.016	98.6



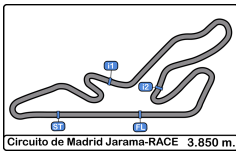
**Circuito de Madrid Jarama - RACI**  
**SAXO TROPHY JARAMA RACE**  
**Carrera 2 Parrilla B (10V)**  
**Distancia y Velocidad Media**



Circuito de Madrid Jarama-RACE 3.850 m.

Clas	Nº	Piloto	Cat	Clas	Equipo	Vehiculo	Vtas.	Distancia	Tiempo Total	Km/h
1	8	Alex Tomas			ALEX TOMAS VARELA	Citroën Saxo	10	38.50	21:22.594	108.0
2	30	Mario Castro			PROMOCOPA	Citroën Saxo	10	38.50	21:27.233	107.6
3	3	Fco. Javier Yañez			PROMOCOPA	Citroën Saxo	10	38.50	21:27.513	107.6
4	27	Ramon Vidal	R	1	PROMOCOPA	Citroën Saxo	10	38.50	21:30.681	107.3
5	18	Carlos Arco			R.A.C. CIRCUITO GUADALOPE	Citroën Saxo	10	38.50	21:31.451	107.3
6	54	Borja Arrizabalaga			PROMOCOPA	Citroën Saxo	10	38.50	21:31.748	107.2
7	4	Ricard Cano	R	2	PROMOCOPA	Citroën Saxo	10	38.50	21:32.471	107.2
8	71	Manuel Muñoz			ULTIMA VUELTA	Citroën Saxo	10	38.50	21:43.793	106.3
9	86	Sergio Cabal			RASANTE SPORT	Citroën Saxo	10	38.50	21:46.805	106.0
10	65	Roberto Fernandez			CIUDAD DE GETAFE	Citroën Saxo	10	38.50	21:47.288	106.0
11	37	Victor Cantin			VICTOR CANTIN PINILLA	Citroën Saxo	10	38.50	21:59.752	105.0
12	110	Adrian Agote			MOTORISMO RACING TEAM	Toyota Aygo	10	38.50	23:17.316	99.1
13	118	Javier Conejero			ESCUDERIA PLASENCIA	Toyota Aygo	10	38.50	23:22.828	98.8
14	123	Miguel Gonzalez			ESCUDERIA CENTRO	Toyota Aygo	10	38.50	23:23.300	98.7
15	114	Luis Quintana			MOTORISMO RACING TEAM	Toyota Aygo	10	38.50	23:23.701	98.7
16	177	Jan Acero			ESCUDERIA BAIX EMPORDA	Toyota Aygo	10	38.50	23:41.128	97.5
17	125	Pablo Rodriguez				Toyota Aygo	10	38.50	23:42.778	97.4
18	199	Alberto Dorsch			RACE	Toyota Aygo	10	38.50	23:44.001	97.3
19	161	Jan Peral			JUAN MANUEL PERAL MARIÑO	Toyota Aygo	10	38.50	23:44.051	97.3
20	12	Manuel Isidro	R	3	EFICAR TEAM	Citroën Saxo	5	19.25	13:25.060	86.0
21	19	Juan Dominguez	R	4	AUTOMOVIL CLUB VEC	Citroën Saxo	1	03.85	2:15.443	102.3
22	16	Victor Ambite	R	5	CIUDAD DE GETAFE	Citroën Saxo	0			
23	22	Guillermo Ibañez			R.A.C. CIRCUITO GUADALOPE	Citroën Saxo	0			





**Circuito de Madrid Jarama - RACI**  
**SAXO TROPHY JARAMA RACE**  
**Carrera 2 Parrilla B (10V)**  
**Tiempos Por Vuelta**



**3** Fco. Javier Yañez Citroën Saxo **18** Carlos Arco Citroën Saxo  
 PROMOCOPEA R.A.C. CIRCUITO GUADALOPE

Vta	D	Tiempo	Sector 1	Sector 2	Sector 3	T. Spd	Elapsed	Vta	D	Tiempo	Sector 1	Sector 2	Sector 3	T. Spd	Elapsed
1		2:12.162	51.686	44.533	35.943	106.8	2:12.162	1		2:13.039	52.788	44.146	36.105	103.4	2:13.039
2		2:09.714	49.477	44.162	36.075	170.6	4:21.876	2		2:09.754	49.249	44.147	36.358	172.2	4:22.793
3		2:08.000	48.649	43.507	35.844	173.9	6:29.876	3		2:08.101	49.001	43.209	35.891	173.0	6:30.894
4		2:08.999	49.404	43.363	36.232	174.1	8:38.875	4		2:08.395	48.740	43.297	36.358	172.8	8:39.289
5		2:08.712	49.626	43.467	35.619	175.6	10:47.587	5		2:09.446	49.172	43.913	36.361	171.7	10:48.735
6		2:08.716	48.449	43.415	36.852	175.8	12:56.303	6		2:07.983	49.147	43.019	35.817	173.9	12:56.718
7		2:08.351	48.858	43.351	36.142	173.6	15:04.654	7		2:08.633	49.464	43.074	36.095	170.6	15:05.351
8		2:08.064	49.001	43.182	35.881	175.8	17:12.718	8		2:08.521	48.838	43.538	36.145	174.4	17:13.872
9		2:06.951	48.066	43.104	35.781	176.7	19:19.669	9		2:08.307	49.098	42.981	36.228	173.3	19:22.179
10		2:07.844	49.049	43.158	35.637	167.4	21:27.513	10		2:09.272	49.503	43.472	36.297	175.3	21:31.451

**4** Ricard Cano Citroën Saxo **19** Juan Dominguez Citroën Saxo  
 Rookie PROMOCOPEA Rookie AUTOMOVIL CLUB VEC

Vta	D	Tiempo	Sector 1	Sector 2	Sector 3	T. Spd	Elapsed	Vta	D	Tiempo	Sector 1	Sector 2	Sector 3	T. Spd	Elapsed
1		2:13.286	52.303	44.470	36.513	99.4	2:13.286	1		2:15.443	54.265	44.862	36.316	112.2	2:15.443
2		2:10.046	49.661	44.051	36.334	173.6	4:23.332								
3		2:08.256	49.134	43.364	35.758	171.4	6:31.588								
4		2:07.981	48.793	43.614	35.574	176.1	8:39.569								
5		2:09.492	49.096	44.592	35.804	177.3	10:49.061								
6		2:09.257	49.316	43.953	35.988	173.3	12:58.318								
7		2:10.311	50.530	43.695	36.086	173.9	15:08.629								
8		2:08.854	48.854	43.828	36.172	172.5	17:17.483								
9		2:07.733	48.714	43.353	35.666	173.9	19:25.216								
10		2:07.255	48.522	43.292	35.441	175.0	21:32.471								

**8** Alex Tomas Citroën Saxo **27** Ramon Vidal Citroën Saxo  
 ALEX TOMAS VARELA Rookie PROMOCOPEA

Vta	D	Tiempo	Sector 1	Sector 2	Sector 3	T. Spd	Elapsed	Vta	D	Tiempo	Sector 1	Sector 2	Sector 3	T. Spd	Elapsed
1		2:11.136	51.217	43.594	36.325	100.1	2:11.136	1		2:11.435	51.174	44.288	35.973	97.8	2:11.435
2		2:09.065	49.627	43.509	35.929	168.4	4:20.201	2		2:09.768	49.662	43.884	36.222	173.0	4:21.203
3		2:07.160	48.164	43.302	35.694	173.3	6:27.361	3		2:08.312	49.031	43.067	36.214	176.4	6:29.515
4		2:07.962	48.892	43.425	35.645	170.6	8:35.323	4		2:08.730	49.425	43.313	35.992	177.0	8:38.245
5		2:07.951	48.569	43.393	35.989	170.8	10:43.274	5		2:08.498	49.197	43.198	36.103	177.0	10:46.743
6		2:07.263	48.358	43.213	35.692	170.8	12:50.537	6		2:07.954	49.017	43.152	35.785	177.3	12:54.697
7		2:08.382	48.609	43.441	36.332	170.3	14:58.919	7		2:08.590	49.133	43.378	36.079	175.8	15:03.287
8		2:07.997	48.822	43.233	35.942	168.4	17:06.916	8		2:09.277	49.523	43.713	36.041	173.9	17:12.564
9		2:07.708	48.449	43.448	35.811	171.1	19:14.624	9		2:09.018	49.338	43.593	36.087	176.4	19:21.582
10		2:07.970	48.607	43.265	36.098	171.1	21:22.594	10		2:09.099	49.550	43.349	36.200	175.6	21:30.681

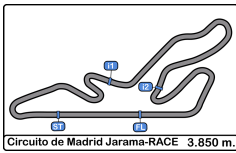
**12** Manuel Isidro Citroën Saxo **30** Mario Castro Citroën Saxo  
 Rookie EFICAR TEAM PROMOCOPEA

Vta	D	Tiempo	Sector 1	Sector 2	Sector 3	T. Spd	Elapsed	Vta	D	Tiempo	Sector 1	Sector 2	Sector 3	T. Spd	Elapsed
1		2:14.842	53.844	44.308	36.690	105.5	2:14.842	1		2:13.765	53.036	44.435	36.294	106.6	2:13.765
2		2:09.911	49.788	43.915	36.208	171.7	4:24.753	2		2:09.842	49.586	44.104	36.152	175.3	4:23.607
3		2:10.165	49.795	44.237	36.133	173.6	6:34.918	3		2:09.183	49.796	43.391	35.996	176.4	6:32.790
4		2:25.549 P	50.029	45.332	50.188	172.2	9:00.467	4		2:07.560	49.006	42.993	35.561	173.9	8:40.350
5		4:24.593 P	2:29.698	55.807	59.088	93.0	13:25.060	5		2:08.536	48.709	43.670	36.157	175.8	10:48.886
								6		2:07.135	48.398	42.797	35.940	178.5	12:56.021
								7		2:07.654	48.671	42.844	36.139	172.8	15:03.675
								8		2:07.806	49.078	42.965	35.763	175.6	17:11.481
								9		2:07.673	48.869	42.974	35.830	171.1	19:19.154
								10		2:08.079	48.916	43.257	35.906	171.1	21:27.233

**16** Victor Ambite Citroën Saxo  
 Rookie CIUDAD DE GETAFE

Vta	D	Tiempo	Sector 1	Sector 2	Sector 3	T. Spd	Elapsed
-----	---	--------	----------	----------	----------	--------	---------





**Circuito de Madrid Jarama - RACI**  
**SAXO TROPHY JARAMA RACE**  
**Carrera 2 Parrilla B (10V)**  
**Tiempos Por Vuelta**



**37** Victor Cantin Citroën Saxo **86** Sergio Cabal Citroën Saxo

VICTOR CANTIN PINILLA

RASANTE SPORT

Vta	D	Tiempo	Sector 1	Sector 2	Sector 3	T. Spd	Elapsed	Vta	D	Tiempo	Sector 1	Sector 2	Sector 3	T. Spd	Elapsed
1		2:16.550	54.181	45.214	37.155	112.9	2:16.550	1		2:32.294	1:08.057	48.607	35.630	74.0	2:32.294
2		2:11.093	49.754	44.479	36.860	171.1	4:27.643	2		2:10.796	49.005	45.067	36.724	163.1	4:43.090
3		2:10.912	49.804	44.247	36.861	170.3	6:38.555	3		2:07.347	48.528	43.285	35.534	168.7	6:50.437
4		2:11.715	49.990	44.247	37.478	169.0	8:50.270	4		2:07.587	48.401	43.370	35.816	170.8	8:58.024
5		2:11.873	50.003	44.720	37.150	168.4	11:02.143	5		2:07.811	48.868	43.297	35.646	170.6	11:05.835
6		2:11.807	50.287	44.349	37.171	167.4	13:13.950	6		2:08.450	48.561	43.257	36.632	171.4	13:14.285
7		2:11.658	50.050	44.459	37.149	168.2	15:25.608	7		2:07.915	48.784	43.522	35.609	173.0	15:22.200
8		2:11.133	49.960	44.338	36.835	168.2	17:36.741	8		2:07.862	48.795	43.336	35.731	171.7	17:30.062
9		2:11.403	49.923	44.318	37.162	168.4	19:48.144	9		2:07.461	48.581	43.160	35.720	171.4	19:37.523
10		2:11.608	49.934	44.574	37.100	167.7	21:59.752	10		2:09.282	48.788	43.937	36.557	173.3	21:46.805

**54** Borja Arrizabalaga Citroën Saxo **110** Adrian Agote Toyota Aygo

PROMOCOPA

MOTORISMO RACING TEAM

Vta	D	Tiempo	Sector 1	Sector 2	Sector 3	T. Spd	Elapsed	Vta	D	Tiempo	Sector 1	Sector 2	Sector 3	T. Spd	Elapsed
1		2:11.112	50.380	44.058	36.674	93.4	2:11.112	1		2:24.418	57.970	47.970	38.478	104.1	2:24.418
2		2:08.749	49.027	43.809	35.913	166.4	4:19.861	2		2:19.001	52.446	48.089	38.466	149.3	4:43.419
3		2:08.698	49.148	43.543	36.007	166.1	6:28.559	3		2:19.122	52.486	48.166	38.470	151.2	7:02.541
4		2:08.173	48.779	43.660	35.734	166.9	8:36.732	4		2:19.355	52.574	48.257	38.524	147.9	9:21.896
5		2:08.991	49.054	43.970	35.967	166.4	10:45.723	5		2:19.472	52.744	48.234	38.494	147.5	11:41.368
6		2:08.589	48.799	43.875	35.915	166.1	12:54.312	6		2:19.387	52.691	48.125	38.571	146.9	14:00.755
7		2:10.006	49.987	43.837	36.182	165.3	15:04.318	7		2:19.146	52.551	48.130	38.465	147.5	16:19.901
8		2:10.072	48.927	44.816	36.329	169.5	17:14.390	8		2:19.323	52.520	48.159	38.644	146.5	18:39.224
9		2:08.997	49.046	44.091	35.860	169.5	19:23.387	9		2:19.063	52.569	48.050	38.444	147.3	20:58.287
10		2:08.361	48.840	43.501	36.020	169.8	21:31.748	10		2:19.029	52.476	48.161	38.392	146.3	23:17.316

**65** Roberto Fernandez Citroën Saxo **114** Luis Quintana Toyota Aygo

Manuel Cozar

CIUDAD DE GETAFE

MOTORISMO RACING TEAM

Vta	D	Tiempo	Sector 1	Sector 2	Sector 3	T. Spd	Elapsed	Vta	D	Tiempo	Sector 1	Sector 2	Sector 3	T. Spd	Elapsed
1		2:10.853	50.016	44.114	36.723	92.9	2:10.853	1		2:25.261	58.829	47.830	38.602	103.7	2:25.261
2		2:12.282	50.575	44.545	37.162	169.8	4:23.135	2		2:19.403	52.555	48.113	38.735	150.4	4:44.664
3		2:10.612	50.215	44.180	36.217	178.5	6:33.747	3		2:19.228	52.474	48.078	38.676	150.0	7:03.892
4		2:10.667	49.899	44.137	36.631	174.1	8:44.414	4		2:19.386	52.618	48.113	38.655	148.3	9:23.278
5		2:10.492	50.109	43.967	36.416	171.9	10:54.906	5		2:19.467	52.835	47.999	38.633	148.7	11:42.745
6		2:10.485	50.140	43.953	36.392	171.9	13:05.391	6		2:19.368	52.665	48.136	38.567	148.3	14:02.113
7		2:10.267	49.524	44.195	36.548	172.2	15:15.658	7		2:21.302	53.570	49.070	38.662	148.7	16:23.415
8		2:10.217	49.864	43.880	36.473	173.0	17:25.875	8		2:19.282	52.725	47.966	38.591	149.3	18:42.697
9		2:10.184	49.757	43.986	36.441	168.7	19:36.059	9		2:21.252	53.973	48.542	38.737	149.7	21:03.949
10		2:11.229	50.013	43.718	37.498	171.9	21:47.288	10		2:19.752	52.737	48.181	38.834	150.8	23:23.701

**71** Manuel Muñoz Citroën Saxo **118** Javier Conejero Toyota Aygo

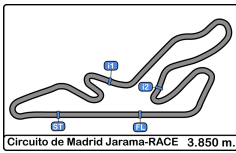
Julian Aragon

ULTIMA VUELTA

ESCUADERIA PLASENCIA

Vta	D	Tiempo	Sector 1	Sector 2	Sector 3	T. Spd	Elapsed	Vta	D	Tiempo	Sector 1	Sector 2	Sector 3	T. Spd	Elapsed
1		2:14.100	53.265	44.534	36.301	109.8	2:14.100	1		2:25.961	59.382	47.917	38.662	105.6	2:25.961
2		2:10.333	49.877	44.108	36.348	175.6	4:24.433	2		2:19.679	53.126	47.941	38.612	153.1	4:45.640
3		2:09.875	49.655	43.990	36.230	173.3	6:34.308	3		2:18.821	52.292	47.897	38.632	152.3	7:04.461
4		2:11.705	51.623	43.745	36.337	170.0	8:46.013	4		2:19.390	52.461	48.134	38.795	152.5	9:23.851
5		2:09.201	48.952	43.886	36.363	170.8	10:55.214	5		2:19.414	52.656	48.151	38.607	151.4	11:43.265
6		2:09.017	48.937	43.864	36.216	174.1	13:04.231	6		2:19.322	52.594	48.164	38.564	151.6	14:02.587
7		2:10.382	50.091	44.017	36.274	169.8	15:14.613	7		2:20.697	52.960	48.865	38.872	151.4	16:23.284
8		2:09.445	49.305	43.784	36.356	168.4	17:24.058	8		2:19.250	52.592	47.985	38.673	150.0	18:42.534
9		2:09.869	49.437	44.135	36.297	165.8	19:33.927	9		2:20.255	53.161	48.381	38.713	151.4	21:02.789
10		2:09.866	49.462	44.086	36.318	169.5	21:43.793	10		2:20.039	53.054	48.257	38.728	147.5	23:22.828





**Circuito de Madrid Jarama - RACI**  
**SAXO TROPHY JARAMA RACE**  
**Carrera 2 Parrilla B (10V)**  
**Tiempos Por Vuelta**



123

Miguel Gonzalez

Toyota Aygo 199

Alberto Dorsch

Toyota Aygo

ESCUADERIA CENTRO

RACE

Vta	D	Tiempo	Sector 1	Sector 2	Sector 3	T. Spd	Elapsed	Vta	D	Tiempo	Sector 1	Sector 2	Sector 3	T. Spd	Elapsed
1		2:26.632	59.673	48.185	38.774	106.1	2:26.632	1		2:27.180	59.928	48.357	38.895	106.4	2:27.180
2		2:19.458	52.713	48.215	38.530	156.0	4:46.090	2		2:20.121	52.808	48.459	38.854	152.5	4:47.301
3		2:19.221	52.358	48.134	38.729	155.6	7:05.311	3		2:20.817	52.877	48.757	39.183	148.9	7:08.118
4		2:19.683	52.324	48.535	38.824	153.1	9:24.994	4		2:21.849	53.404	48.955	39.490	146.9	9:29.967
5		2:19.731	52.513	48.252	38.966	152.3	11:44.725	5		2:22.372	54.218	48.995	39.159	146.5	11:52.339
6		2:19.528	52.548	48.181	38.799	151.2	14:04.253	6		2:22.481	53.894	49.466	39.121	146.7	14:14.820
7		2:19.774	52.686	48.432	38.656	151.2	16:24.027	7		2:23.354	53.955	49.584	39.815	149.7	16:38.174
8		2:19.625	52.544	48.352	38.729	153.4	18:43.652	8		2:21.280	53.136		3:01.095	147.5	18:59.454
9		2:20.220	52.966	48.296	38.958	152.5	21:03.872	9		2:21.177	53.030		5:22.272	151.6	21:20.631
10		2:19.428	52.487	48.204	38.737	154.2	23:23.300	10		2:23.370	53.788	48.749	40.833	147.9	23:44.001

125

Pablo Rodriguez

Toyota Aygo

Vta	D	Tiempo	Sector 1	Sector 2	Sector 3	T. Spd	Elapsed
1		2:31.881	1:04.434	48.592	38.855	93.5	2:31.881
2		2:21.169	53.655	48.672	38.842	152.3	4:53.050
3		2:21.204	53.433	48.684	39.087	152.5	7:14.254
4		2:22.596	54.328	49.022	39.246	151.2	9:36.850
5		2:21.250	53.321	48.840	39.089	151.0	11:58.100
6		2:20.510	53.119	48.541	38.850	150.8	14:18.610
7		2:20.683	53.233	48.515	38.935	151.8	16:39.293
8		2:20.696	53.282	48.526	38.888	151.4	18:59.989
9		2:20.854	53.029	48.763	39.062	154.5	21:20.843
10		2:21.935	54.145	48.517	39.273	150.0	23:42.778

161

Jan Peral

Toyota Aygo

JUAN MANUEL PERAL MARIÑO

Vta	D	Tiempo	Sector 1	Sector 2	Sector 3	T. Spd	Elapsed
1		2:30.423	1:02.186	48.654	39.583	100.9	2:30.423
2		2:22.126	53.965	49.007	39.154	147.3	4:52.549
3		2:22.090	54.307	48.776	39.007	148.7	7:14.639
4		2:21.552	53.640	48.974	38.938	151.8	9:36.191
5		2:21.035	53.221	48.695	39.119	148.3	11:57.226
6		2:20.693	53.171	48.697	38.825	148.3	14:17.919
7		2:20.526	53.075	48.637	38.814	149.1	16:38.445
8		2:21.157	53.346	48.762	39.049	150.8	18:59.602
9		2:21.683	53.810	48.884	38.989	151.6	21:21.285
10		2:22.766	53.930	48.822	40.014	151.6	23:44.051

177

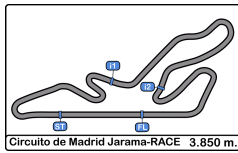
Jan Acero

Toyota Aygo

ESCUADERIA BAIX EMPORDA

Vta	D	Tiempo	Sector 1	Sector 2	Sector 3	T. Spd	Elapsed
1		2:27.550	1:00.231	48.488	38.831	108.0	2:27.550
2		2:19.893	52.965	48.256	38.672	153.8	4:47.443
3		2:20.747	53.123	48.736	38.888	150.2	7:08.190
4		2:21.838	54.118	48.677	39.043	146.3	9:30.028
5		2:22.467	54.788	48.610	39.069	142.2	11:52.495
6		2:21.914	53.677	48.856	39.381	147.3	14:14.409
7		2:22.993	54.422	49.254	39.317	146.3	16:37.402
8		2:21.332	53.472	48.747	39.113	145.9	18:58.734
9		2:21.156	53.395	48.735	39.026	145.7	21:19.890
10		2:21.238	53.057	48.581	39.600	146.5	23:41.128





**Circuito de Madrid Jarama - RACI**  
**SAXO TROPHY JARAMA RACE**  
**Carrera 2 Parrilla B (10V)**



**Análisis**

Num	Tiempo Vta.	Dif 1º
<b>Vta 1</b>		
65	2:10.853	
54	2:11.112	00.259
8	2:11.136	00.283
27	2:11.435	00.582
3	2:12.162	01.309
18	2:13.039	02.186
4	2:13.286	02.433
30	2:13.765	02.912
71	2:14.100	03.247
12	2:14.842	03.989
19	2:15.443	04.590
37	2:16.550	05.697
110	2:24.418	13.565
114	2:25.261	14.408
118	2:25.961	15.108
123	2:26.632	15.779
199	2:27.180	16.327
177	2:27.550	16.697
161	2:30.423	19.570
125	2:31.881	21.028
86	2:32.294	21.441

Num	Tiempo Vta.	Dif 1º
<b>Vta 2</b>		
54	2:08.749	
8	2:09.065	00.340
27	2:09.768	01.342
3	2:09.714	02.015
18	2:09.754	02.932
65	2:12.282	03.274
4	2:10.046	03.471
30	2:09.842	03.746
71	2:10.333	04.572
12	2:09.911	04.892
37	2:11.093	07.782
86	2:10.796	23.229
110	2:19.001	23.558
114	2:19.403	24.803
118	2:19.679	25.779
123	2:19.458	26.229
199	2:20.121	27.440
177	2:19.893	27.582
161	2:22.126	32.688
125	2:21.169	33.189

Num	Tiempo Vta.	Dif 1º
<b>Vta 3</b>		
8	2:07.160	
54	2:08.698	01.198
27	2:08.312	02.154
3	2:08.000	02.515
18	2:08.101	03.533
4	2:08.256	04.227
30	2:09.183	05.429
65	2:10.612	06.386
71	2:09.875	06.947
12	2:10.165	07.557

Num	Tiempo Vta.	Dif 1º
37	2:10.912	11.194
86	2:07.347	23.076
110	2:19.122	35.180
114	2:19.228	36.531
118	2:18.821	37.100
123	2:19.221	37.950
199	2:20.817	40.757
177	2:20.747	40.829
125	2:21.204	46.893
161	2:22.090	47.278

Num	Tiempo Vta.	Dif 1º
<b>Vta 4</b>		
8	2:07.962	
54	2:08.173	01.409
27	2:08.730	02.922
3	2:08.999	03.552
18	2:08.395	03.966
4	2:07.981	04.246
30	2:07.560	05.027
65	2:10.667	09.091
71	2:11.705	10.690
37	2:11.715	14.947
86	2:07.587	22.701
12	2:25.549	25.144
110	2:19.355	46.573
114	2:19.386	47.955
118	2:19.390	48.528
123	2:19.683	49.671
199	2:21.849	54.644
177	2:21.838	54.705
161	2:21.552	1:00.868
125	2:22.596	1:01.527

Num	Tiempo Vta.	Dif 1º
<b>Vta 5</b>		
8	2:07.951	
54	2:08.991	02.449
27	2:08.498	03.469
3	2:08.712	04.313
18	2:09.446	05.461
30	2:08.536	05.612
4	2:09.492	05.787
65	2:10.492	11.632
71	2:09.201	11.940
37	2:11.873	18.869
86	2:07.811	22.561
110	2:19.472	58.094
114	2:19.467	59.471
118	2:19.414	59.991
123	2:19.731	1:01.451
199	2:22.372	1:09.065
177	2:22.467	1:09.221
161	2:21.035	1:13.952
125	2:21.250	1:14.826

Num	Tiempo Vta.	Dif 1º
<b>Vta 6</b>		
8	2:07.263	

Num	Tiempo Vta.	Dif 1º
12	4:24.593	1 Lap

Num	Tiempo Vta.	Dif 1º
54	2:08.589	03.775
27	2:07.954	04.160
30	2:07.135	05.484
3	2:08.716	05.766
18	2:07.983	06.181
4	2:09.257	07.781
71	2:09.017	13.694
65	2:10.485	14.854
37	2:11.807	23.413
86	2:08.450	23.748
110	2:19.387	1:10.218
114	2:19.368	1:11.576
118	2:19.322	1:12.050
123	2:19.528	1:13.716
177	2:21.914	1:23.872
199	2:22.481	1:24.283
161	2:20.693	1:27.382
125	2:20.510	1:28.073

Num	Tiempo Vta.	Dif 1º
<b>Vta 7</b>		
8	2:08.382	
27	2:08.590	04.368
30	2:07.654	04.756
54	2:10.006	05.399
3	2:08.351	05.735
18	2:08.633	06.432
4	2:10.311	09.710
71	2:10.382	15.694
65	2:10.267	16.739
86	2:07.915	23.281
37	2:11.658	26.689
110	2:19.146	1:20.982
118	2:20.697	1:24.365
114	2:21.302	1:24.496
123	2:19.774	1:25.108
177	2:22.993	1:38.483
199	2:23.354	1:39.255
161	2:20.526	1:39.526
125	2:20.683	1:40.374

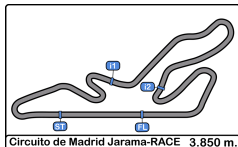
Num	Tiempo Vta.	Dif 1º
<b>Vta 8</b>		
8	2:07.997	
30	2:07.806	04.565
27	2:09.277	05.648
3	2:08.064	05.802
18	2:08.521	06.956
54	2:10.072	07.474
4	2:08.854	10.567
71	2:09.445	17.142
65	2:10.217	18.959
86	2:07.862	23.146
37	2:11.133	29.825
110	2:19.323	1:32.308
118	2:19.250	1:35.618
114	2:19.282	1:35.781
123	2:19.625	1:36.736

Num	Tiempo Vta.	Dif 1º
177	2:21.332	1:51.818
199	2:21.280	1:52.538
161	2:21.157	1:52.686
125	2:20.696	1:53.073

Num	Tiempo Vta.	Dif 1º
<b>Vta 9</b>		
8	2:07.708	
30	2:07.673	04.530
3	2:06.951	05.045
27	2:09.018	06.958
18	2:08.307	07.555
54	2:08.997	08.763
4	2:07.733	10.592
71	2:09.869	19.303
65	2:10.184	21.435
86	2:07.461	22.899
37	2:11.403	33.520
110	2:19.063	1:43.663
118	2:20.255	1:48.165
123	2:20.220	1:49.248
114	2:21.252	1:49.325
177	2:21.156	2:05.266
199	2:21.177	2:06.007
125	2:20.854	2:06.219
161	2:21.683	2:06.661

Num	Tiempo Vta.	Dif 1º
<b>Vta 10</b>		
8	2:07.970	
30	2:08.079	04.639
3	2:07.844	04.919
27	2:09.099	08.087
18	2:09.272	08.857
54	2:08.361	09.154
4	2:07.255	09.877
71	2:09.866	21.199
86	2:09.282	24.211
65	2:11.229	24.694
37	2:11.608	37.158
110	2:19.029	1:54.722
118	2:20.039	2:00.234
123	2:19.428	2:00.706
114	2:19.752	2:01.107
177	2:21.238	2:18.534
125	2:21.935	2:20.184
199	2:23.370	2:21.407
161	2:22.766	2:21.457



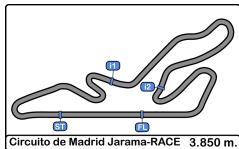


**Circuito de Madrid Jarama - RACI**  
**SAXO TROPHY JARAMA RACE**  
**Carrera 2 Parrilla B (10V)**  
**Mejores Sectores**



Sector - 1			Sector - 2			Sector - 3			Vta. Ideal vs Mejor Vta.						
Clas	Nº	Piloto	Tiempo	Nº	Piloto	Tiempo	Nº	Piloto	Tiempo	Clas	Nº	Piloto	Ideal Lap	Best Lap	Clas
1	3	Fco. Javier Yañez	48.066	30	Mario Castro	42.797	4	Ricard Cano	35.441	1	30	Mario Castro	2:06.756	2:07.135	2
2	8	Alex Tomas	48.164	18	Carlos Arco	42.981	86	Sergio Cabal	35.534	2	3	Fco. Javier Yañez	2:06.789	2:06.951	1
3	30	Mario Castro	48.398	27	Ramon Vidal	43.067	30	Mario Castro	35.561	3	8	Alex Tomas	2:07.022	2:07.160	3
4	86	Sergio Cabal	48.401	3	Fco. Javier Yañez	43.104	3	Fco. Javier Yañez	35.619	4	86	Sergio Cabal	2:07.095	2:07.347	5
5	4	Ricard Cano	48.522	86	Sergio Cabal	43.160	8	Alex Tomas	35.645	5	4	Ricard Cano	2:07.255	2:07.255	4
6	18	Carlos Arco	48.740	8	Alex Tomas	43.213	54	Borja Arrizabalaga	35.734	6	18	Carlos Arco	2:07.538	2:07.983	7
7	54	Borja Arrizabalaga	48.779	4	Ricard Cano	43.292	27	Ramon Vidal	35.785	7	27	Ramon Vidal	2:07.869	2:07.954	6
8	71	Muñoz - Aragon	48.937	54	Borja Arrizabalaga	43.501	18	Carlos Arco	35.817	8	54	Borja Arrizabalaga	2:08.014	2:08.173	8
9	27	Ramon Vidal	49.017	65	Fernandez - Cozar	43.718	12	Manuel Isidro	36.133	9	71	Manuel Muñoz	2:08.898	2:09.017	9
10	65	Fernandez - Cozar	49.524	71	Muñoz - Aragon	43.745	71	Muñoz - Aragon	36.216	10	65	Roberto Fernandez	2:09.459	2:10.184	11
11	37	Victor Cantin	49.754	12	Manuel Isidro	43.915	65	Fernandez - Cozar	36.217	11	12	Manuel Isidro	2:09.836	2:09.911	10
12	12	Manuel Isidro	49.788	37	Victor Cantin	44.247	19	Juan Dominguez	36.316	12	37	Victor Cantin	2:10.836	2:10.912	12
13	11	Javier Conejero	52.292	19	Juan Dominguez	44.862	37	Victor Cantin	36.835	13	19	Juan Dominguez	2:15.443	2:15.443	13
14	12	Miguel Gonzalez	52.324	114	Luis Quintana	47.830	110	Adrian Agote	38.392	14	118	Javier Conejero	2:18.753	2:18.821	14
15	11	Adrian Agote	52.446	118	Javier Conejero	47.897	123	Miguel Gonzalez	38.530	15	110	Adrian Agote	2:18.808	2:19.001	15
16	11	Luis Quintana	52.474	110	Adrian Agote	47.970	118	Javier Conejero	38.564	16	114	Luis Quintana	2:18.871	2:19.228	17
17	19	Alberto Dorsch	52.808	123	Miguel Gonzalez	48.134	114	Luis Quintana	38.567	17	123	Miguel Gonzalez	2:18.988	2:19.221	16
18	17	Jan Acero	52.965	177	Jan Acero	48.256	177	Jan Acero	38.672	18	177	Jan Acero	2:19.893	2:19.893	18
19	12	Pablo Rodriguez	53.029	199	Alberto Dorsch	48.357	161	Jan Peral	38.814	19	199	Alberto Dorsch	2:20.019	2:20.121	19
20	16	Jan Peral	53.075	125	Pablo Rodriguez	48.515	125	Pablo Rodriguez	38.842	20	125	Pablo Rodriguez	2:20.386	2:20.510	20
21	19	Juan Dominguez	54.265	161	Jan Peral	48.637	199	Alberto Dorsch	38.854	21	161	Jan Peral	2:20.526	2:20.526	21
22	16	Victor Ambite	Transpo	16	Victor Ambite	Transpo	16	Victor Ambite	Transpo	22	16	Victor Ambite	Transpo	Transpo	22

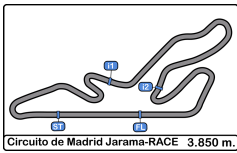




Circuito de Madrid Jarama - RACI  
SAXO TROPHY JARAMA RACE  
Carrera 2 Parrilla B (10V)  
Secuencia Líder



Nº	Piloto	Cat	Clas	Equipo	Vehiculo	Vta. Inicio	Vta. Fin	Vtas.	Total Laps
65	Roberto Fernandez			CIUDAD DE GETAFE	Citroën Saxo	1	1	1	1
54	Borja Arrizabalaga			PROMOCOPA	Citroën Saxo	2	2	1	1
8	Alex Tomas			ALEX TOMAS VARELA	Citroën Saxo	3	10	8	8

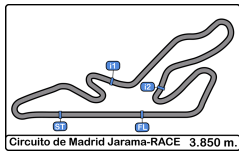


**Circuito de Madrid Jarama - RACI**  
**SAXO TROPHY JARAMA RACE**  
**Carrera 2 Parrilla B (10V)**  
**5 Mejores Tiempos**



Circuito de Madrid Jarama-RACE 3.850 m.

Cls	Nº	Piloto	Cat	Cls	Equipo	Vehiculo	Mejor 1		Mejor 2		Mejor 3		Mejor 4		Mejor 5	
							Tiemp	Vta	Tiemp	Vta	Tiemp	Vta	Tiemp	Vta	Tiemp	Vta
1	3	Fco. Javier Yañez			PROMOCOPA	Citroën Saxo	2:06.951	9	2:07.844	10	2:08.000	3	2:08.064	8	2:08.351	7
2	30	Mario Castro			PROMOCOPA	Citroën Saxo	2:07.135	6	2:07.560	4	2:07.654	7	2:07.673	9	2:07.806	8
3	8	Alex Tomas			ALEX TOMAS VARELA	Citroën Saxo	2:07.160	3	2:07.263	6	2:07.708	9	2:07.951	5	2:07.962	4
4	4	Ricard Cano	R	1	PROMOCOPA	Citroën Saxo	2:07.255	10	2:07.733	9	2:07.981	4	2:08.256	3	2:08.854	8
5	86	Sergio Cabal			RASANTE SPORT	Citroën Saxo	2:07.347	3	2:07.461	9	2:07.587	4	2:07.811	5	2:07.862	8
6	27	Ramon Vidal	R	2	PROMOCOPA	Citroën Saxo	2:07.954	6	2:08.312	3	2:08.498	5	2:08.590	7	2:08.730	4
7	18	Carlos Arco			R.A.C. CIRCUITO GUADALOPE	Citroën Saxo	2:07.983	6	2:08.101	3	2:08.307	9	2:08.395	4	2:08.521	8
8	54	Borja Arrizabalaga			PROMOCOPA	Citroën Saxo	2:08.173	4	2:08.361	10	2:08.589	6	2:08.698	3	2:08.749	2
9	71	Manuel Muñoz			ULTIMA VUELTA	Citroën Saxo	2:09.017	6	2:09.201	5	2:09.445	8	2:09.866	10	2:09.869	9
10	12	Manuel Isidro	R	3	EFICAR TEAM	Citroën Saxo	2:09.911	2	2:10.165	3	2:14.842	1	2:25.549	4	4:24.593	5
11	65	Roberto Fernandez			CIUDAD DE GETAFE	Citroën Saxo	2:10.184	9	2:10.217	8	2:10.267	7	2:10.485	6	2:10.492	5
12	37	Victor Cantin			VICTOR CANTIN PINILLA	Citroën Saxo	2:10.912	3	2:11.093	2	2:11.133	8	2:11.403	9	2:11.608	10
13	19	Juan Dominguez	R	4	AUTOMOVIL CLUB VEC	Citroën Saxo	2:15.443	1								
14	118	Javier Conejero			ESCUDERIA PLASENCIA	Toyota Aygo	2:18.821	3	2:19.250	8	2:19.322	6	2:19.390	4	2:19.414	5
15	110	Adrian Agote			MOTORISMO RACING	Toyota Aygo	2:19.001	2	2:19.029	10	2:19.063	9	2:19.122	3	2:19.146	7
16	123	Miguel Gonzalez			ESCUDERIA CENTRO	Toyota Aygo	2:19.221	3	2:19.428	10	2:19.458	2	2:19.528	6	2:19.625	8
17	114	Luis Quintana			MOTORISMO RACING	Toyota Aygo	2:19.228	3	2:19.282	8	2:19.368	6	2:19.386	4	2:19.403	2
18	177	Jan Acero			ESCUDERIA BAIX	Toyota Aygo	2:19.893	2	2:20.747	3	2:21.156	9	2:21.238	10	2:21.332	8
19	199	Alberto Dorsch			RACE	Toyota Aygo	2:20.121	2	2:20.817	3	2:21.177	9	2:21.280	8	2:21.849	4
20	125	Pablo Rodriguez				Toyota Aygo	2:20.510	6	2:20.683	7	2:20.696	8	2:20.854	9	2:21.169	2
21	161	Jan Peral			JUAN MANUEL PERAL	Toyota Aygo	2:20.526	7	2:20.693	6	2:21.035	5	2:21.157	8	2:21.552	4
22	16	Victor Ambite	R	5	CIUDAD DE GETAFE	Citroën Saxo										



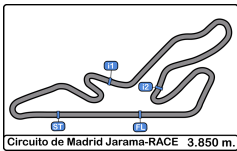
**Circuito de Madrid Jarama - RACI**  
**SAXO TROPHY JARAMA RACE**  
**Carrera 2 Parrilla B (10V)**  
**5 Mejores Velocidades**



Circuito de Madrid Jarama-RACE 3.850 m.

Clas	Nº	Piloto	Cat	Cls	Equipo	Vehiculo	Top 1		Top 2		Top 3		Top 4		Top 5		Avg
							Km/h	Vta	Km/h	Vta	Km/h	Vta	Km/h	Vta	Km/h	Vta	
1	30	Mario Castro			PROMOCOPA	Citroën Saxo	178.5	6	176.4	3	175.8	5	175.6	8	175.3	2	176.3
2	65	Roberto Fernandez			CIUDAD DE GETAFE	Citroën Saxo	178.5	3	174.1	4	173.0	8	172.2	7	171.9	5	174.0
3	4	Ricard Cano	R	1	PROMOCOPA	Citroën Saxo	177.3	5	176.1	4	175.0	10	173.9	7	173.9	9	175.2
4	27	Ramon Vidal	R	2	PROMOCOPA	Citroën Saxo	177.3	6	177.0	4	177.0	5	176.4	3	176.4	9	176.8
5	3	Fco. Javier Yañez			PROMOCOPA	Citroën Saxo	176.7	9	175.8	6	175.8	8	175.6	5	174.1	4	175.6
6	71	Manuel Muñoz			ULTIMA VUELTA	Citroën Saxo	175.6	2	174.1	6	173.3	3	170.8	5	170.0	4	172.8
7	18	Carlos Arco			R.A.C. CIRCUITO GUADALOPE	Citroën Saxo	175.3	10	174.4	8	173.9	6	173.3	9	173.0	3	174.0
8	12	Manuel Isidro	R	3	EFICAR TEAM	Citroën Saxo	173.6	3	172.2	4	171.7	2	105.5	1	93.0	5	143.2
9	8	Alex Tomas			ALEX TOMAS VARELA	Citroën Saxo	173.3	3	171.1	9	171.1	10	170.8	5	170.8	6	171.4
10	86	Sergio Cabal			RASANTE SPORT	Citroën Saxo	173.3	10	173.0	7	171.7	8	171.4	6	171.4	9	172.1
11	37	Victor Cantin			VICTOR CANTIN PINILLA	Citroën Saxo	171.1	2	170.3	3	169.0	4	168.4	5	168.4	9	169.4
12	19	Juan Dominguez	R	4	AUTOMOVIL CLUB VEC	Citroën Saxo	169.8	2	112.2	1							141.0
13	54	Borja Arrizabalaga			PROMOCOPA	Citroën Saxo	169.8	10	169.5	8	169.5	9	166.9	4	166.4	2	168.4
14	123	Miguel Gonzalez			ESCUDERIA CENTRO	Toyota Aygo	156.0	2	155.6	3	154.2	10	153.4	8	153.1	4	154.5
15	125	Pablo Rodriguez				Toyota Aygo	154.5	9	152.5	3	152.3	2	151.8	7	151.4	8	152.5
16	177	Jan Acero			ESCUDERIA BAIX EMPORDA	Toyota Aygo	153.8	2	150.2	3	147.3	6	146.5	10	146.3	4	148.8
17	118	Javier Conejero			ESCUDERIA PLASENCIA	Toyota Aygo	153.1	2	152.5	4	152.3	3	151.6	6	151.4	5	152.2
18	199	Alberto Dorsch			RACE	Toyota Aygo	152.5	2	151.6	9	149.7	7	148.9	3	147.9	10	150.1
19	161	Jan Peral			JUAN MANUEL PERAL MARIÑO	Toyota Aygo	151.8	4	151.6	9	151.6	10	150.8	8	149.1	7	151.0
20	110	Adrian Agote			MOTORISMO RACING TEAM	Toyota Aygo	151.2	3	149.3	2	147.9	4	147.5	5	147.5	7	148.7
21	114	Luis Quintana			MOTORISMO RACING TEAM	Toyota Aygo	150.8	10	150.4	2	150.0	3	149.7	9	149.3	8	150.0

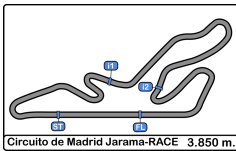




Circuito de Madrid Jarama - RACI  
SAXO TROPHY JARAMA RACE  
Carrera 2 Parrilla B (10V)  
Secuencia Vueltas Rápidas



Vta	Hora Día	Tiempo Sesión	Nº Piloto	Cat	Equipo	Vehiculo	Tiempo	Km/h
2	19:18:07.288	4:20.288	54 Borja Arrizabalaga		PROMOCOPA	Citroën Saxo	2:08.749	107.6
3	19:20:14.788	6:27.788	8 Alex Tomas		ALEX TOMAS VARELA	Citroën Saxo	2:07.160	108.9
6	19:26:43.448	12:56.448	30 Mario Castro		PROMOCOPA	Citroën Saxo	2:07.135	109.0
9	19:33:07.096	19:20.096	3 Fco. Javier Yañez		PROMOCOPA	Citroën Saxo	2:06.951	109.1

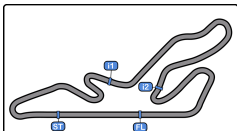


**Circuito de Madrid Jarama - RACI**  
**SAXO TROPHY JARAMA RACE**  
**Carrera 2 Parrilla B (10V)**



**Mejor Máxima Velocidad del Evento**

Nº	Piloto	Cat	Clas	Equipo	Vehiculo	Km/h	Sesión
33	Sylvain Xavier			R.A.C. CIRCUITO	Citroën Saxo	188.4	Cronometrados Parrilla A
79	Angel Lucena			RASANTE SPORT	Citroën Saxo	184.3	Carrera 2 Parrilla A (10V)
60	Julian Mazuecos			CIUDAD DE GETAFE	Citroën Saxo	182.7	Carrera 2 Parrilla A (10V)
44	Jesus Rodriguez			DESGUACES LA TORRE	Citroën Saxo	182.1	Carrera 2 Parrilla A (10V)
96	Luis Alvarez			PROMOCOPA	Citroën Saxo	181.8	Carrera 1 Parrilla A (10V)
64	Alexander Villanueva			EFICAR TEAM	Citroën Saxo	181.8	Carrera 2 Parrilla A (10V)
26	Daniel Martinez			VSR MOTORSPORT	Citroën Saxo	181.5	Carrera 1 Parrilla A (10V)
41	Ivan Riera			EFICAR TEAM	Citroën Saxo	181.5	Carrera 2 Parrilla A (10V)
85	Pablo Blanco			PROMOCOPA	Citroën Saxo	181.5	Carrera 2 Parrilla A (10V)
46	Gustavo Gomar			RX PRO RACING	Citroën Saxo	180.9	Carrera 2 Parrilla A (10V)
95	Gonzalo Alvarez	R	1	PROMOCOPA	Citroën Saxo	180.6	Cronometrado Previo
78	Angel Cabello			RASANTE SPORT	Citroën Saxo	180.6	Carrera 1 Parrilla A (10V)
70	Santiago Castilla			EFICAR TEAM	Citroën Saxo	180.6	Carrera 1 Parrilla A (10V)
76	Carlota Villanueva			EFICAR TEAM	Citroën Saxo	180.6	Carrera 1 Parrilla A (10V)
7	Alvaro Ruiz			PROMOCOPA	Citroën Saxo	180.6	Carrera 2 Parrilla A (10V)
98	Deogracias Millan			RX PRO RACING	Citroën Saxo	180.6	Carrera 2 Parrilla A (10V)
55	David Rodriguez			DESGUACES LA TORRE	Citroën Saxo	180.6	Carrera 2 Parrilla A (10V)
80	Oscar Montalvo			RX PRO RACING	Citroën Saxo	180.6	Carrera 2 Parrilla A (10V)
23	Mariano Esteban	R	2	VSR MOTORSPORT	Citroën Saxo	180.6	Carrera 2 Parrilla A (10V)
20	Andrea Fernandez			EFICAR TEAM	Citroën Saxo	180.6	Carrera 2 Parrilla A (10V)
49	Jose Antonio Martin			C.D PLEMAR SPORT	Citroën Saxo	180.3	Carrera 1 Parrilla A (10V)
73	Fernando Paniagua			VSR MOTORSPORT	Citroën Saxo	180.3	Carrera 2 Parrilla A (10V)
5	Jonathan Gomez			REAL PEÑA MOTORISTA	Citroën Saxo	180.3	Carrera 2 Parrilla A (10V)
10	Alberto Lazaro			ALBERTO LAZARO	Citroën Saxo	180.0	Carrera 1 Parrilla A (10V)
13	Jonathan Oubiña			ULTIMA VUELTA	Citroën Saxo	180.0	Carrera 1 Parrilla A (10V)
8	Alex Tomas			ALEX TOMAS VARELA	Citroën Saxo	180.0	Carrera 1 Parrilla B (10V)
43	Javier Albar			DESGUACES LA TORRE	Citroën Saxo	180.0	Carrera 2 Parrilla A (10V)
14	Antonio Honrado			PROMOCOPA	Citroën Saxo	179.7	Carrera 2 Parrilla A (10V)
75	Francisco Vazquez	R	3	PROMOCOPA	Citroën Saxo	179.4	Carrera 1 Parrilla A (10V)
15	Juan Ramon Garcia			DESGUACES LA TORRE	Citroën Saxo	179.4	Carrera 2 Parrilla A (10V)
17	Francisco Jose Amaro			ULTIMA VUELTA	Citroën Saxo	179.1	Carrera 1 Parrilla A (10V)
35	Jose Maria Albal			PEÑA AUTOMOVILISTICA	Citroën Saxo	178.8	Carrera 2 Parrilla A (10V)
6	Francisco Comendador			VSR MOTORSPORT	Citroën Saxo	178.5	Carrera 1 Parrilla A (10V)
59	Vicente Valles			VSR MOTORSPORT	Citroën Saxo	178.5	Carrera 2 Parrilla A (10V)
65	Roberto Fernandez			CIUDAD DE GETAFE	Citroën Saxo	178.5	Carrera 2 Parrilla B (10V)
30	Mario Castro			PROMOCOPA	Citroën Saxo	178.5	Carrera 2 Parrilla B (10V)
27	Ramon Vidal	R	4	PROMOCOPA	Citroën Saxo	178.2	Cronometrado Previo
77	Agustin Arce			VSR MOTORSPORT	Citroën Saxo	178.2	Cronometrados Parrilla A
48	Antonio Castillo			VSR MOTORSPORT	Citroën Saxo	178.2	Carrera 2 Parrilla A (10V)
24	Marcos Gonzalez			ULTIMA VUELTA	Citroën Saxo	178.2	Carrera 2 Parrilla A (10V)
86	Sergio Cabal			RASANTE SPORT	Citroën Saxo	177.9	Carrera 1 Parrilla B (10V)
39	Ralf Henri			DESGUACES LA TORRE	Citroën Saxo	177.3	Cronometrado Previo
22	Guillermo Ibañez			R.A.C. CIRCUITO	Citroën Saxo	177.3	Carrera 1 Parrilla B (10V)
19	Juan Dominguez	R	5	AUTOMOVIL CLUB VEC	Citroën Saxo	177.3	Carrera 1 Parrilla B (10V)
11	Daniel Oliver			R.A.C. CIRCUITO	Citroën Saxo	177.3	Carrera 2 Parrilla A (10V)
4	Ricard Cano	R	6	PROMOCOPA	Citroën Saxo	177.3	Carrera 2 Parrilla B (10V)
9	Arkaitz Uranga			R.A.C. CIRCUITO	Citroën Saxo	177.0	Carrera 1 Parrilla A (10V)
36	Miguel Rufino			ESCUADERIA CARTHAGO	Citroën Saxo	176.7	Carrera 2 Parrilla A (10V)
3	Fco. Javier Yañez			PROMOCOPA	Citroën Saxo	176.7	Carrera 2 Parrilla B (10V)
16	Victor Ambite	R	7	CIUDAD DE GETAFE	Citroën Saxo	176.4	Carrera 1 Parrilla B (10V)
18	Carlos Arco			R.A.C. CIRCUITO	Citroën Saxo	176.1	Carrera 1 Parrilla B (10V)
71	Manuel Muñoz			ULTIMA VUELTA	Citroën Saxo	175.6	Carrera 2 Parrilla B (10V)
12	Manuel Isidro	R	8	EFICAR TEAM	Citroën Saxo	173.6	Carrera 2 Parrilla B (10V)
37	Victor Cantin			VICTOR CANTIN PINILLA	Citroën Saxo	171.1	Carrera 2 Parrilla B (10V)
54	Borja Arrizabalaga			PROMOCOPA	Citroën Saxo	169.8	Carrera 2 Parrilla B (10V)
123	Miguel Gonzalez			ESCUADERIA CENTRO	Toyota Aygo	156.0	Carrera 2 Parrilla B (10V)
125	Pablo Rodriguez				Toyota Aygo	154.5	Carrera 2 Parrilla B (10V)



Circuito de Madrid Jarama-RACE 3.850 m.

# Circuito de Madrid Jarama - RACI

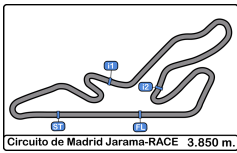
## SAXO TROPHY JARAMA RACE

### Carrera 2 Parrilla B (10V)



#### Mejor Máxima Velocidad del Evento

177	Jan Acero	ESCUADERIA BAIX	Toyota Aygo	153.8	Carrera 2 Parrilla B (10V)
118	Javier Conejero	ESCUADERIA PLASENCIA	Toyota Aygo	153.4	Carrera 1 Parrilla B (10V)
199	Alberto Dorsch	RACE	Toyota Aygo	152.5	Carrera 2 Parrilla B (10V)
161	Jan Peral	JUAN MANUEL PERAL	Toyota Aygo	151.8	Carrera 2 Parrilla B (10V)
114	Luis Quintana	MOTORISMO RACING	Toyota Aygo	151.4	Entrenamiento Privado
110	Adrian Agote	MOTORISMO RACING	Toyota Aygo	151.2	Carrera 2 Parrilla B (10V)



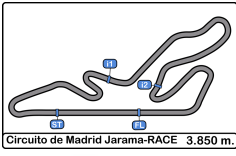
**Circuito de Madrid Jarama - RACI**  
**SAXO TROPHY JARAMA RACE**  
**Carrera 2 Parrilla B (10V)**  
**Cuentavueltas**



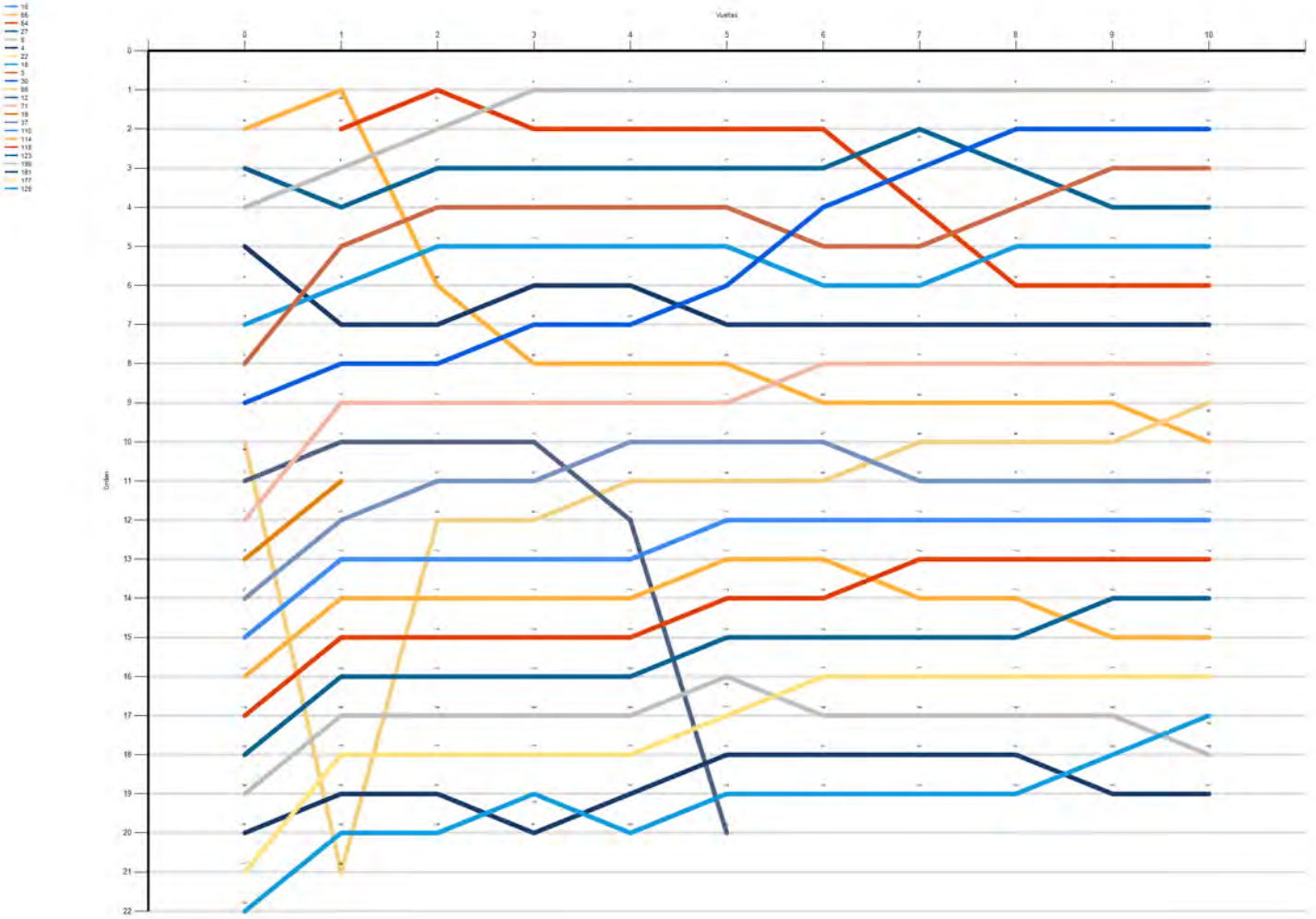
**VTA**

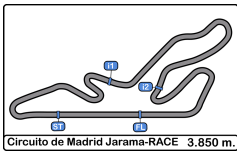
Nr	Pos	Grid	1	2	3	4	5	6	7	8	9	10
16	1	16	65	54	8	8	8	8	8	8	8	8
65	2	65	54	8	54	54	54	54	27	30	30	30
27	3	27	8	27	27	27	27	27	30	27	3	3
8	4	8	27	3	3	3	3	30	54	3	27	27
4	5	4	3	18	18	18	18	3	3	18	18	18
22	6	22	18	65	4	4	30	18	18	54	54	54
18	7	18	4	4	30	30	4	4	4	4	4	4
3	8	3	30	30	65	65	65	71	71	71	71	71
30	9	30	71	71	71	71	71	65	65	65	65	86
86	10	86	12	12	12	37	37	37	86	86	86	65
12	11	12	19	37	37	86	86	86	37	37	37	37
71	12	71	37	86	86	12	110	110	110	110	110	110
19	13	19	110	110	110	110	114	114	118	118	118	118
37	14	37	114	114	114	114	118	118	114	114	123	123
110	15	110	118	118	118	118	123	123	123	123	114	114
114	16	114	123	123	123	123	199	177	177	177	177	177
118	17	118	199	199	199	199	177	199	199	199	199	125
123	18	123	177	177	177	177	161	161	161	161	125	199
199	19	199	161	161	125	161	125	125	125	125	161	161
161	20	161	125	125	161	125	12					
177	21	177	86									
125	22	125										





**Circuito de Madrid Jarama - RACI**  
**SAXO TROPHY JARAMA RACE**  
**Carrera 2 Parrilla B (10V)**  
**Cuentavueltas Gráfico**

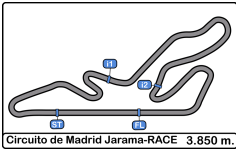




Circuito de Madrid Jarama - RACI  
SAXO TROPHY JARAMA RACE  
Carrera 2 Parrilla B (10V)  
Tiempos Parada en Pit



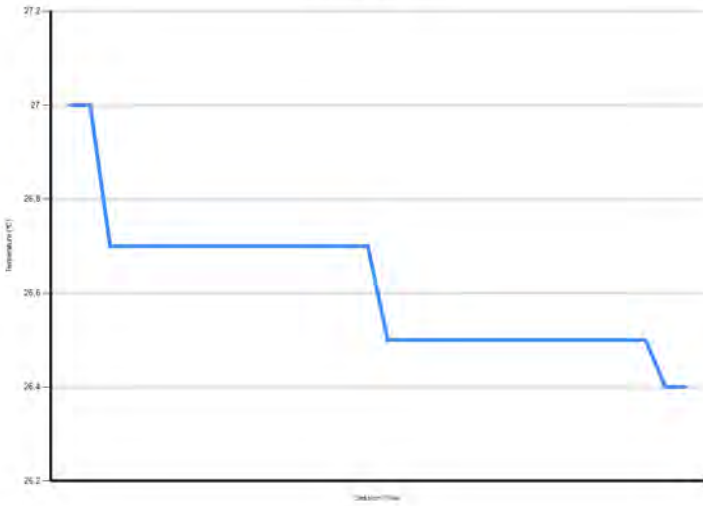
Ord.	Nr.	In Day Time	Equipo/Concur sante	Nat	Piloto 1	Nat	Piloto 2	Nat	Vehiculo	Cat	T. Entrada	Nº Parada	Tiempo Pit	Handicap	Dif.
1	12	19:22:44.092	EFICAR TEAM		Manuel Isidro	ESP			Citroën Saxo	R	8:56.665	1	1:48.968		



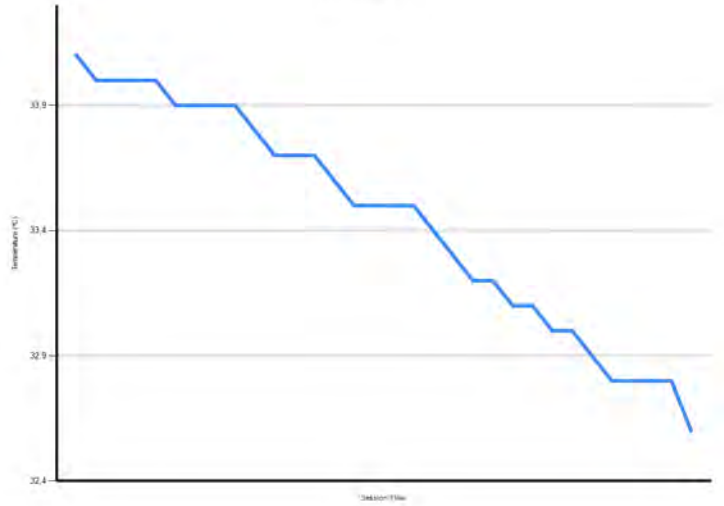
**Circuito de Madrid Jarama - RACI**  
**SAXO TROPHY JARAMA RACE**  
**Carrera 2 Parrilla B (10V)**  
**Informe Meteorológico**



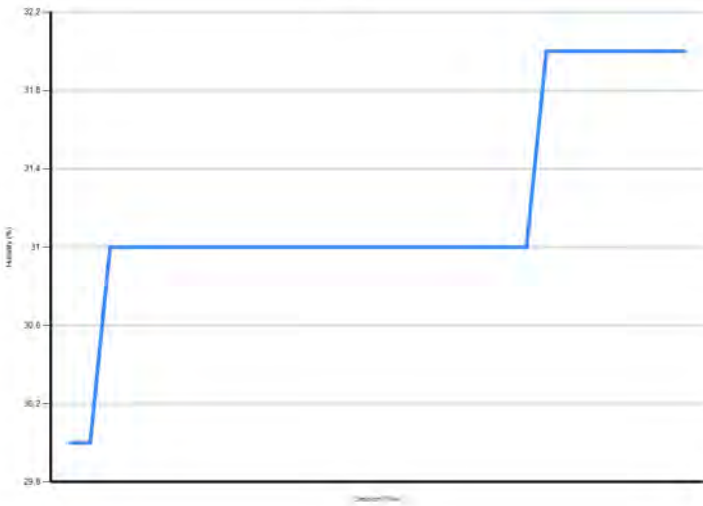
Temperatura Aire




Temperatura Pista



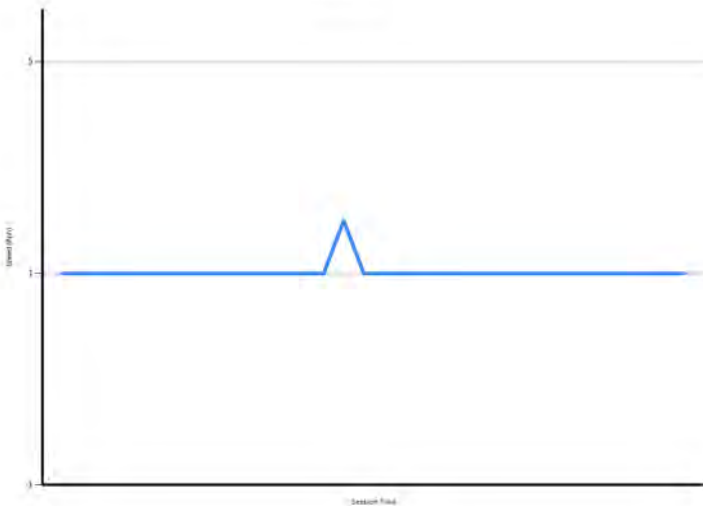
Humedad



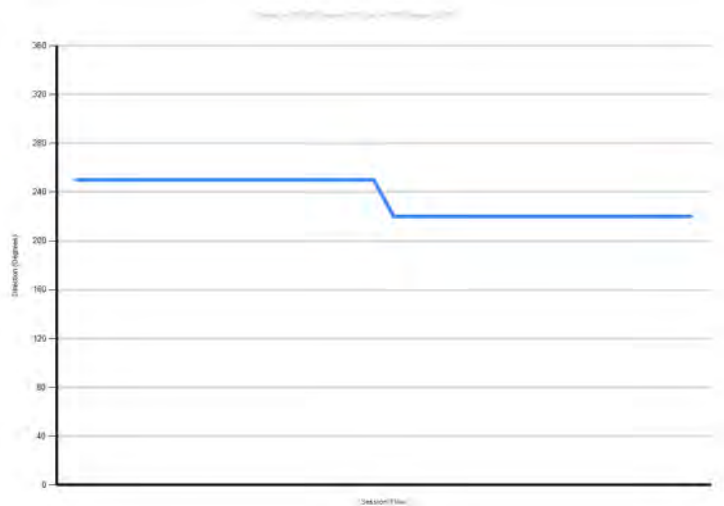
Presión

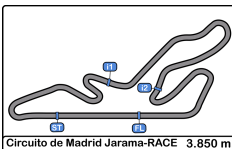


Velocidad Viento



Dirección Viento





**Circuito de Madrid Jarama - RACE**  
**SAXO TROPHY JARAMA RACE**  
**Carrera 2 Parrilla B (10V)**  
**Resultados Finales por Clase**



SAXO															
Cls	Nº	Equipo/Concursante	Piloto 1	Piloto 2	Vehiculo	Cat	Cl	Vtas.	Tiempo	Dif 1º	Interval	Km/h	Mejor	Tiempo	Km/h
1	8	ALEX TOMAS VARELA	Alex Tomas		Citroën Saxo	SAXO	1	10	<b>21:22.594</b>			108.0	3	2:07.160	108.9
2	30	PROMOCOPA	Mario Castro		Citroën Saxo	SAXO	2	10	<b>21:27.233</b>	4.639	4.639	107.6	6	2:07.135	109.0
3	3	PROMOCOPA	Fco. Javier Yañez		Citroën Saxo	SAXO	3	10	<b>21:27.513</b>	4.919	0.280	107.6	9	2:06.951	109.1
4	27	PROMOCOPA	Ramon Vidal		Citroën Saxo	SAXO	4	10	<b>21:30.681</b>	8.087	3.168	107.3	6	2:07.954	108.3
5	18	R.A.C. CIRCUITO GUADALOPE	Carlos Arco		Citroën Saxo	SAXO	5	10	<b>21:31.451</b>	8.857	0.770	107.3	6	2:07.983	108.2
6	54	PROMOCOPA	Borja Arrizabalaga		Citroën Saxo	SAXO	6	10	<b>21:31.748</b>	9.154	0.297	107.2	4	2:08.173	108.1
7	4	PROMOCOPA	Ricard Cano		Citroën Saxo	SAXO	7	10	<b>21:32.471</b>	9.877	0.723	107.2	10	2:07.255	108.9
8	71	ULTIMA VUELTA	Manuel Muñoz	Julian Aragon	Citroën Saxo	SAXO	8	10	<b>21:43.793</b>	21.199	11.322	106.3	6	2:09.017	107.4
9	86	RASANTE SPORT	Sergio Cabal		Citroën Saxo	SAXO	9	10	<b>21:46.805</b>	24.211	3.012	106.0	3	2:07.347	108.8
10	65	CIUDAD DE GETAFE	Roberto Fernandez	Manuel Cozar	Citroën Saxo	SAXO	10	10	<b>21:47.288</b>	24.694	0.483	106.0	9	2:10.184	106.4
11	37	VICTOR CANTIN PINILLA	Victor Cantin		Citroën Saxo	SAXO	11	10	<b>21:59.752</b>	37.158	12.464	105.0	3	2:10.912	105.8
<b>Not classified: (Requirements: 75% of number laps of leader = 8 Laps)</b>															
12		EFICAR TEAM	Manuel Isidro		Citroën Saxo	SAXO	12	5	<b>13:25.060</b>	5 Vtas.	5 Vtas.	86.0	2	2:09.911	106.6
19		AUTOMOVIL CLUB VEC	Juan Dominguez		Citroën Saxo	SAXO	13	1	<b>2:15.443</b>	9 Vtas.	4 Vtas.	102.3	1	2:15.443	102.3
16		CIUDAD DE GETAFE	Victor Ambite		Citroën Saxo	SAXO	14								
22		R.A.C. CIRCUITO GUADALOPE	Guillermo Ibañez		Citroën Saxo	SAXO	15								

KOBÉ															
Cls	Nº	Equipo/Concursante	Piloto 1	Piloto 2	Vehiculo	Cat	Cl	Vtas.	Tiempo	Dif 1º	Interval	Km/h	Mejor	Tiempo	Km/h
1	110	MOTORISMO RACING TEAM	Adrian Agote		Toyota Aygo	KOBÉ	1	10	<b>23:17.316</b>			99.1	2	2:19.001	99.7
2	118	ESCUADERIA PLASENCIA	Javier Conejero		Toyota Aygo	KOBÉ	2	10	<b>23:22.828</b>	5.512	5.512	98.8	3	2:18.821	99.8
3	123	ESCUADERIA CENTRO	Miguel Gonzalez		Toyota Aygo	KOBÉ	3	10	<b>23:23.300</b>	5.984	0.472	98.7	3	2:19.221	99.5
4	114	MOTORISMO RACING TEAM	Luis Quintana		Toyota Aygo	KOBÉ	4	10	<b>23:23.701</b>	6.385	0.401	98.7	3	2:19.228	99.5
5	177	ESCUADERIA BAIX EMPORDA	Jan Acero		Toyota Aygo	KOBÉ	5	10	<b>23:41.128</b>	23.812	17.427	97.5	2	2:19.893	99.0
6	125		Pablo Rodriguez		Toyota Aygo	KOBÉ	6	10	<b>23:42.778</b>	25.462	1.650	97.4	6	2:20.510	98.6
7	199	RACE	Alberto Dorsch		Toyota Aygo	KOBÉ	7	10	<b>23:44.001</b>	26.685	1.223	97.3	2	2:20.121	98.9
8	161	JUAN MANUEL PERAL MARIÑ	Jan Peral		Toyota Aygo	KOBÉ	8	10	<b>23:44.051</b>	26.735	0.050	97.3	7	2:20.526	98.6

Vta. Rápida Fco. Javier Yañez en 2:06.951 a 109.1 Km/h en la vta. 9

Publicado a las:.....

Temp Pista: **32.6 °C** Temp Aire: **26.4 °C** Humedad: **32 %** Estado Pista: **SECA**

Comisarios Deportivos:

Cronometrador:

