



Carrera de los 80s

Circuito de Madrid Jarama-RACE

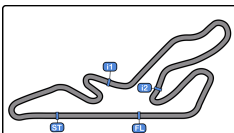
15 y 16 de junio de 2024

Results booklet



Provided by Cronococa S.L.

www.cronococa.com



Circuito de Madrid Jarama-RACE 3.850 m.

Circuito de Madrid Jarama - RACE

Carrera de los 80s

Test Colectivo

Resultados Provisionales



Cls	Nº	Team	Driver - 1	Driver - 2	Vehicle	Cat	Cls	Laps	Best	Time	Gap	Interval	Km/h
1	16	Damien Kohler	Damien Kohler		Ford GT40	GT COPA	1	8	7	1:54.982			120.5
2	47	Diogo Cavaco	Diogo Cavaco	Bernardo Almeida	BMW E36	GT COPA	2	11	5	2:00.767	5.785	5.785	114.7
3	18	Manuel Gómez Bancalero	Manuel Gómez Bancalero	Alberto Gómez Blández	Datsun 1200	GR1/N	1	16	6	2:19.500	24.518	18.733	99.3

Published at:.....

Track Temp: 31.8 °C Air Temp: 20.8 °C Humidity: 54 % Track Status: SECA

Race Director:

Ramiro BRITO

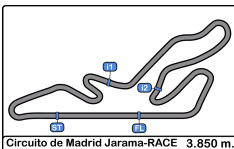
DCI PT24/0086

Timekeeper:

Maria.Jesús GAMAZO

JOB-0499-ESP/M





Circuito de Madrid Jarama - RACE
Carrera de los 80s
Test Colectivo
Resultados Provisionales por Categoría



GT COPA													
Cls	Nº	Team	Driver - 1	Driver - 2	Vehicle	Cat	Cls	Laps	Best	Time	Gap	Interval	Km/h
1	16	Damien Kohler	Damien Kohler		Ford GT40	GT COPA	1	8	7	1:54.982			120.5
2	47	Diogo Cavaco	Diogo Cavaco	Bernardo Almeida	BMW E36	GT COPA	2	11	5	2:00.767	5.785	5.785	114.7

GR1/N													
Cls	Nº	Team	Driver - 1	Driver - 2	Vehicle	Cat	Cls	Laps	Best	Time	Gap	Interval	Km/h
1	18	Manuel Gómez Bancalero	Manuel Gómez Bancalero	Alberto Gómez Blández	Datsun 1200	GR1/N	1	16	6	2:19.500			99.3

Published at:.....

Track Temp: 31.8 °C Air Temp: 20.8 °C Humidity: 54 % Track Status: SECA

Race Director:

Ramiro BRITO

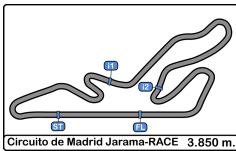
DCI PT24/0086

Timekeeper:

Maria.Jesús GAMAZO

JOB-0499-ESP/M





Circuito de Madrid Jarama - RACE

Carrera de los 80s

Test Colectivo

Tiempos Por Vuelta



16

Damien Kohler

Ford GT40

GT COPA

GT Classic

Lap	D	Time	Sector 1	Sector 2	Sector 3	T. Spd	Elapsed
1		10:02:22.848	10:01:01.978	45.386	35.484	70.0	10:02:22.848
2		2:02.292	45.890	42.743	33.659	165.1	10:04:25.140
3		1:57.741	45.335	39.586	32.820	168.7	10:06:22.881
4		1:55.280	44.030	39.321	31.929	187.5	10:08:18.161
5		1:55.592	43.847	39.767	31.978	183.0	10:10:13.753
6		1:58.936	44.791	41.755	32.390	188.4	10:12:12.689
7		1:54.982	44.143	38.984	31.855	175.3	10:14:07.671
8		2:18.808 P	44.393	45.344	49.071	179.1	10:16:26.479

18

Manuel Gómez Bancalero

Datsun 1200

GR1/N

Alberto Gómez Blández

Eficar Team

Lap	D	Time	Sector 1	Sector 2	Sector 3	T. Spd	Elapsed
1		10:02:34.740	10:01:04.606	49.518	40.616	76.4	10:02:34.740
2		2:30.010	56.430	52.274	41.306	139.8	10:05:04.750
3		2:24.267	54.712	48.507	41.048	156.0	10:07:29.017
4		2:21.458	53.477	48.084	39.897	156.2	10:09:50.475
5		2:21.597	53.522	48.484	39.591	154.9	10:12:12.072
6		2:19.500	53.206	47.384	38.910	153.1	10:14:31.572
7		2:21.582	53.602	47.495	40.485	153.4	10:16:53.154
8		2:22.259	54.020	48.406	39.833	154.5	10:19:15.413
9		2:22.722	55.227	47.245	40.250	155.8	10:21:38.135
10		2:26.824 P	53.525	47.154	46.145	146.1	10:24:04.959
11		4:09.873	2:36.341	53.081	40.451	75.2	10:28:14.832
12		2:26.122	58.205	48.621	39.296	132.3	10:30:40.954
13		2:28.951	56.528	51.487	40.936	144.1	10:33:09.905
14		2:31.484 P	54.245	50.001	47.238	142.8	10:35:41.389
15		3:37.901	2:04.637	52.615	40.649	82.3	10:39:19.290
16		2:32.009 P	56.283	49.126	46.600	128.1	10:41:51.299

47

Diogo Cavaco

BMW E36

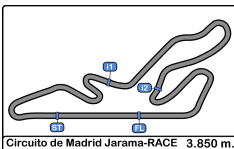
GT COPA

Bernardo Almeida

Diogo / Bernardo

Lap	D	Time	Sector 1	Sector 2	Sector 3	T. Spd	Elapsed
1		10:10:46.302	10:09:22.115	48.484	35.703	73.4	10:10:46.302
2		2:05.957	47.777	41.633	36.547	154.7	10:12:52.259
3		2:02.659	47.085	40.723	34.851	166.1	10:14:54.918
4		2:03.268	46.999	41.199	35.070	177.9	10:16:58.186
5		2:00.767	45.532	40.671	34.564	192.8	10:18:58.953
6		2:10.625 P	45.967	40.080	44.578	188.1	10:21:09.578
7		4:24.014	2:55.496	50.803	37.715	84.1	10:25:33.592
8		2:10.345	50.050	44.737	35.558	169.8	10:27:43.937
9		2:08.010	48.318	43.466	36.226	187.8	10:29:51.947
10		2:07.309	48.532	43.289	35.488	184.6	10:31:59.256
11		2:30.572 P	48.925	53.034	48.613	189.1	10:34:29.828





Circuito de Madrid Jarama - RACE

Carrera de los 80s

Test Colectivo

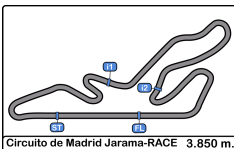
Mejores Sectores



Circuito de Madrid Jarama-RACE 3.850 m.

Sector - 1			Sector - 2			Sector - 3			Ideal Lap vs Best Lap		
Clas	Nº Driver	Time	Nº Driver	Time	Nº Driver	Time	Clas	Nº Driver	Ideal Lap	Best Lap	Clas
1	16 Damien Kohler	43.847	16 Damien Kohler	38.984	16 Damien Kohler	31.855	1	16 Damien Kohler	1:54.686	1:54.982	1
2	47 Cavaco - Almeida	45.532	47 Cavaco - Almeida	40.080	47 Cavaco - Almeida	34.564	2	47 Cavaco - Almeida	2:00.176	2:00.767	2
3	18 Gómez Bancalero - Gómez	53.206	18 Gómez Bancalero - Gómez	47.154	18 Gómez Bancalero - Gómez	38.910	3	18 Gómez Bancalero - Gómez	2:19.270	2:19.500	3





Circuito de Madrid Jarama - RACE

Carrera de los 80s

Test Colectivo

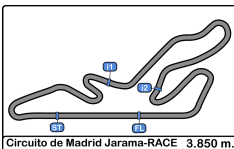
5 Mejores Tiempos



Circuito de Madrid Jarama-RACE 3.850 m.

Cl	Nº Team	Driver - 1	Driver - 2	Vehicle	Cat	Cl	Best 1		Best 2		Best 3		Best 4		Best 5	
							Time	Lap	Time	Lap	Time	Lap	Time	Lap	Time	Lap
1	16	Damien Kohler	Damien Kohler	Ford GT40	GT COPA	1	1:54.982	7	1:55.280	4	1:55.592	5	1:57.741	3	1:58.936	6
2	47	Diogo Cavaco	Diogo Cavaco	BMW E36	GT COPA	2	2:00.767	5	2:02.659	3	2:03.268	4	2:05.957	2	2:07.309	10
3	18	Manuel Gómez Bancalero	Manuel Gómez Bancalero	Datsun 1200	GR1/N	1	2:19.500	6	2:21.458	4	2:21.582	7	2:21.597	5	2:22.259	8





Circuito de Madrid Jarama - RACE

Carrera de los 80s

Test Colectivo

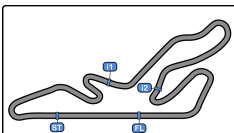
5 Mejores Velocidades



Circuito de Madrid Jarama-RACE 3.850 m.

Cl	Nº Team	Driver - 1	Driver - 2	Vehicle	Cat	Cl	Top 1		Top 2		Top 3		Top 4		Top 5		Avg	
							Km/h	Lap	Km/h	Lap	Km/h	Lap	Km/h	Lap	Km/h	Lap		
1	47	Diogo Cavaco	Diogo Cavaco	Bernardo Almeida	BMW E36	GT COPA	1	192.8	5	189.1	11	188.1	6	187.8	9	184.6	10	188.5
2	16	Damien Kohler	Damien Kohler		Ford GT40	GT COPA	2	188.4	6	187.5	4	183.0	5	179.1	8	175.3	7	182.6
3	18	Manuel Gómez Bancalero	Manuel Gómez Bancalero	Alberto Gómez Blández	Datsun 1200	GR1/N	1	156.2	4	156.0	3	155.8	9	154.9	5	154.5	8	155.5





Circuito de Madrid Jarama - RACE

Carrera de los 80s

Test Colectivo

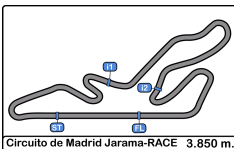
Secuencia Vueltas Rápidas



Circuito de Madrid Jarama-RACE 3.850 m.

Lap	Day Time	Session Time	Nº Team	Driver - 1	Driver - 2	Vehicle	Cat	Time	Km/h
2	10:04:25.140	4:25.140	16 Damien Kohler	Damien Kohler		Ford GT40	GT COP	2:02.292	113.3
3	10:06:22.881	6:22.881	16 Damien Kohler	Damien Kohler		Ford GT40	GT COP	1:57.741	117.7
4	10:08:18.161	8:18.161	16 Damien Kohler	Damien Kohler		Ford GT40	GT COP	1:55.280	120.2
7	10:14:07.671	14:07.671	16 Damien Kohler	Damien Kohler		Ford GT40	GT COP	1:54.982	120.5





Circuito de Madrid Jarama - RACE

Carrera de los 80s

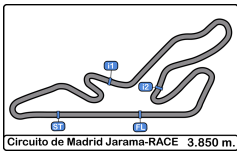
Test Colectivo

Mejor Máxima Velocidad del Evento



Nº	Team	Driver - 1	Driver - 2	Vehicle	Cat	Km/h	Session
47	Diogo Cavaco	Diogo Cavaco	Bernardo Almeida	BMW E36	GT COPA	192.8	Test Colectivo
16	Damien Kohler	Damien Kohler		Ford GT40	GT COPA	188.4	Test Colectivo
18	Manuel Gómez Bancalero	Manuel Gómez Bancalero	Alberto Gómez Blández	Datsun 1200	GR1/N	156.2	Test Colectivo





Circuito de Madrid Jarama - RACE

Carrera de los 80s

Test Colectivo

Tiempos Parada en Pit



18

Manuel Gómez Bancalero

Datsun 1200

GR1/N

Alberto Gómez Blández

Eficar Team

Nº	In Day Time	In Time	Out Time	Pit Time	T. Pit Time	Handicap	Diff.
1	10:24:01.834	10:24:01.834	10:25:50.386	1:48.552	1:48.552		
2	10:35:37.565	10:35:37.565	10:36:51.412	1:13.847	3:02.399		

47

Diogo Cavaco

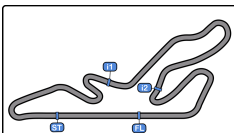
BMW E36

GT COPA

Bernardo Almeida

Diogo / Bernardo

Nº	In Day Time	In Time	Out Time	Pit Time	T. Pit Time	Handicap	Diff.
1	10:21:04.422	10:21:04.422	10:23:15.733	2:11.311	2:11.311		



Circuito de Madrid Jarama - RACE

Carrera de los 80s

Qualifying

Resultados Provisionales



Cls	Nº	Team	Driver - 1	Driver - 2	Vehicle	Cat	Cls	Laps	Best	Time	Gap	Interval	Km/h
1	7	Paulo Lima	Paulo Lima	Bruno Lima	BMW E30 M3	T MAX	1	19	18	1:52.375			123.3
2	27	Lucas Gonzalez-Anleo	Lucas Gonzalez-Anleo	Jorge Lopez Atienza	Porsche 968 CS	GT COPA	1	19	4	1:52.827	0.452	0.452	122.8
3	240	Eficar Team	Victor Rodriguez-Rey Barral	Javier Rodriguez-Rey Barral	Renault Clio 16v	T 2000	1	11	6	1:54.296	1.921	1.469	121.2
4	14	Ricardo Pereira	Ricardo Pereira		Ford Escort RS2000	GR1/N	1	10	7	1:56.061	3.686	1.765	119.4
5	98	César Freitas	César Freitas		BMW 323	GR2	1	4	3	1:57.202	4.827	1.141	118.2
6	30	AECD	Luis Delso Heras	Carlos de Miguel Egea	BMW 635 CSI 6.3	T MAX	2	15	14	1:58.862	6.487	1.660	116.6
7	35	Eficar Team	Teo Antonio Pérez Palomo		BMW 325i E36	GT COPA	2	7	5	1:59.823	7.448	0.961	115.6
8	47	Diogo Cavaco	Diogo Cavaco	Bernardo Almeida	BMW E36	GT COPA	3	20	7	1:59.842	7.467	0.019	115.6
9	20	Eficar Team	Gonzalo Alonso Catalá	Andrea Fernandez Alfaro	Honda Civic	T 2000	2	17	16	2:00.806	8.431	0.964	114.7
10	223	Arlindo Beça	Arlindo Beça		Toyota Carina	T 2000	3	12	9	2:07.226	14.851	6.420	108.9
11	50	Javier Basagoiti	Javier Basagoiti Miranda		Volkswagen Golf MKI	GR2	2	16	11	2:16.350	23.975	9.124	101.6
12	18	Manuel Gómez Bancalero	Manuel Gómez Bancalero	Alberto Gómez Blández	Datsun 1200	GR1/N	2	5	4	2:18.785	26.410	2.435	99.8
13	503	Eficar Team	Guillermo Velasco Baisse		Datsun 1200	GR1/N	3	8	4	2:28.509	36.134	9.724	93.3

Published at:.....

Track Temp: 45.2 °C Air Temp: 24.7 °C Humidity: 32 % Track Status: SECA

Race Director:

Ramiro BRITO

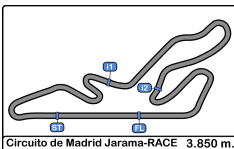
DCI PT24/0086

Timekeeper:

Maria.Jesús GAMAZO

JOB-0499-ESP/M





Circuito de Madrid Jarama - RACE
Carrera de los 80s
Qualifying
Resultados Provisionales por Categoría



T MAX													
Cls	Nº	Team	Driver - 1	Driver - 2	Vehicle	Cat	Cls	Laps	Best	Time	Gap	Interval	Km/h
1	7	Paulo Lima	Paulo Lima	Bruno Lima	BMW E30 M3	T MAX	1	19	18	1:52.375			123.3
2	30	AECD	Luis Delso Heras	Carlos de Miguel Egea	BMW 635 CSI 6.3	T MAX	2	15	14	1:58.862	6.487	6.487	116.6

GT COPA													
Cls	Nº	Team	Driver - 1	Driver - 2	Vehicle	Cat	Cls	Laps	Best	Time	Gap	Interval	Km/h
1	27	Lucas Gonzalez-Anleo	Lucas Gonzalez-Anleo	Jorge Lopez Atienza	Porsche 968 CS	GT COPA	1	19	4	1:52.827			122.8
2	35	Eficar Team	Teo Antonio Pérez Palomo		BMW 325i E36	GT COPA	2	7	5	1:59.823	6.996	6.996	115.6
3	47	Diogo Cavaco	Diogo Cavaco	Bernardo Almeida	BMW E36	GT COPA	3	20	7	1:59.842	7.015	0.019	115.6

T 2000													
Cls	Nº	Team	Driver - 1	Driver - 2	Vehicle	Cat	Cls	Laps	Best	Time	Gap	Interval	Km/h
1	240	Eficar Team	Victor Rodríguez-Rey Barral	Javier Rodríguez-Rey Barral	Renault Clio 16v	T 2000	1	11	6	1:54.296			121.2
2	20	Eficar Team	Gonzalo Alonso Catalá	Andrea Fernandez Alfaro	Honda Civic	T 2000	2	17	16	2:00.806	6.510	6.510	114.7
3	223	Arlindo Beça	Arlindo Beça		Toyota Carina	T 2000	3	12	9	2:07.226	12.930	6.420	108.9

GR1/N													
Cls	Nº	Team	Driver - 1	Driver - 2	Vehicle	Cat	Cls	Laps	Best	Time	Gap	Interval	Km/h
1	14	Ricardo Pereira	Ricardo Pereira		Ford Escort RS2000	GR1/N	1	10	7	1:56.061			119.4
2	18	Manuel Gómez Bancalero	Manuel Gómez Bancalero	Alberto Gómez Blández	Datsun 1200	GR1/N	2	5	4	2:18.785	22.724	22.724	99.8
3	503	Eficar Team	Guillermo Velasco Baisse		Datsun 1200	GR1/N	3	8	4	2:28.509	32.448	9.724	93.3

GR2													
Cls	Nº	Team	Driver - 1	Driver - 2	Vehicle	Cat	Cls	Laps	Best	Time	Gap	Interval	Km/h
1	98	César Freitas	César Freitas		BMW 323	GR2	1	4	3	1:57.202			118.2
2	50	Javier Basagoiti	Javier Basagoiti Miranda		Volkswagen Golf MKI	GR2	2	16	11	2:16.350	19.148	19.148	101.6

Published at:.....

Track Temp: 45.2 °C Air Temp: 24.7 °C Humidity: 32 % Track Status: SECA

Race Director:	Ramiro BRITO DCI PT24/0086	Timekeeper:	Maria.Jesús GAMAZO JOB-0499-ESP/M
-----------------------	-------------------------------	--------------------	--------------------------------------





Circuito de Madrid Jarama - RACE

Carrera de los 80s

Qualifying

Tiempos Por Vuelta



7 Paulo Lima BMW E30 M3 **20** Gonzalo Alonso Catalá Honda Civic
 T MAX Bruno Lima RP Motorsport T 2000 Andrea Fernandez Alfaro Eficar Team

Lap	D	Time	Sector 1	Sector 2	Sector 3	T. Spd	Elapsed	Lap	D	Time	Sector 1	Sector 2	Sector 3	T. Spd	Elapsed
1		12:07:48.257			12:07:48.257		12:07:48.257	1		12:07:35.989	12:06:12.270	47.251	36.468	62.6	12:07:35.989
2		2:06.711			12:09:54.968		12:09:54.968	2		2:11.538	51.857	44.053	35.628	155.8	12:09:47.527
3		2:00.318			12:11:55.286		12:11:55.286	3		2:06.643	48.696	42.931	35.016	171.9	12:11:54.170
4		2:18.740 P			12:14:14.026		12:14:14.026	4		2:04.643	48.120	41.755	34.768	176.4	12:13:58.813
5		2:45.690	1:32.260	40.311	33.119	95.8	12:16:59.716	5		2:04.854	47.872	42.181	34.801	177.6	12:16:03.667
6		1:57.881	44.943	40.466	32.472	204.1	12:18:57.597	6		2:02.953	47.210	40.859	34.884	180.3	12:18:06.620
7		1:57.971	44.611	40.608	32.752	203.0	12:20:55.568	7		2:02.654	47.281	41.035	34.338	180.6	12:20:09.274
8		1:56.996	45.144	39.047	32.805	202.2	12:22:52.564	8		2:01.731	46.934		2:36.069	184.3	12:22:11.005
9		2:09.749 P	45.749	41.749	42.251	196.7	12:25:02.313	9		2:21.991 P	48.967	48.552	44.472	179.4	12:24:32.996
10		3:34.798	2:16.010	43.596	35.192	78.2	12:28:37.111	10		5:11.292	3:55.619	41.692	33.981	91.5	12:29:44.288
11		1:58.279	44.507	39.056	34.716	187.1	12:30:35.390	11		2:00.834	46.715	40.413	33.706	180.9	12:31:45.122
12		1:54.134	43.532	38.219	32.383	197.8	12:32:29.524	12		2:08.771 P	46.758		2:42.477	178.5	12:33:53.893
13		2:01.057	47.821	40.509	32.727	154.2	12:34:30.581	13		4:32.621	3:17.100	41.395	34.126	85.1	12:38:26.514
14		2:08.091	52.792	41.828	33.471	212.1	12:36:38.672	14		2:01.684	46.879	40.848	33.957	182.4	12:40:28.198
15		1:53.787	43.778	37.886	32.123	186.8	12:38:32.459	15		2:01.027	46.853		2:34.984	183.0	12:42:29.225
16		1:52.696	43.038	37.960	31.698	201.4	12:40:25.155	16		2:00.806	46.366		4:35.790	183.9	12:44:30.031
17		1:58.769	46.618	39.036	33.115	172.8	12:42:23.924	17		2:14.207 P	46.396	42.569	45.242	183.9	12:46:44.238
18		1:52.375	43.039	37.571	31.765	201.1	12:44:16.299								
19		2:20.449 P	52.548	43.204	44.697	138.8	12:46:36.748								

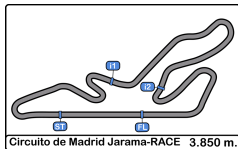
14 Ricardo Pereira Ford Escort RS2000 Lucas Gonzalez-Anleo Porsche 968 CS
 GR1/N RP Motorsport GT COPA Jorge Lopez Atienza Garagem João Gomes

Lap	D	Time	Sector 1	Sector 2	Sector 3	T. Spd	Elapsed	Lap	D	Time	Sector 1	Sector 2	Sector 3	T. Spd	Elapsed
1		12:19:07.923	12:17:55.757	39.169	32.997	88.5	12:19:07.923	1		12:07:25.955	12:06:09.348	44.089	32.518	84.7	12:07:25.955
2		1:57.099	45.022	39.144	32.933	190.4	12:21:05.022	2		1:54.022	44.128	38.057	31.837	202.6	12:09:19.977
3		1:56.373	44.684	38.963	32.726	192.1	12:23:01.395	3		1:53.224	43.675	37.675	31.874	206.1	12:11:13.201
4		1:56.942	45.386	38.875	32.681	192.1	12:24:58.337	4		1:52.827	43.566	37.365	31.896	207.6	12:13:06.028
5		2:04.250 P	45.407	39.260	39.583	188.1	12:27:02.587	5		1:54.584	43.872	38.654	32.058	203.3	12:15:00.612
6		3:01.809	1:47.993	41.109	32.707	72.7	12:30:04.396	6		1:53.482	43.617	37.697	32.168	204.5	12:16:54.094
7		1:56.061	45.006	38.511	32.544	195.2	12:32:00.457	7		1:53.901	44.211	37.507	32.183	204.5	12:18:47.995
8		1:56.266	44.989	38.545	32.732	192.5	12:33:56.723	8		2:09.919 P	48.251	41.794	39.874	171.9	12:20:57.914
9		1:56.402	44.957	38.651	32.794	189.8	12:35:53.125	9		4:41.972	3:25.959	42.003	34.010	86.6	12:25:39.886
10		2:13.128 P	45.480	43.350	44.298	186.2	12:38:06.253	10		2:01.721	46.627	40.612	34.482	192.5	12:27:41.607
11								11		2:04.802	47.875	42.230	34.697	195.2	12:29:46.409
12								12		2:02.184	46.797	40.970	34.417	194.5	12:31:48.593
13								13		2:00.605	46.383	40.471	33.751	193.2	12:33:49.198
14								14		1:59.363	45.826	39.794	33.743	198.5	12:35:48.561
15								15		2:00.585	46.062	40.854	33.669	191.4	12:37:49.146
16								16		2:02.355	47.845	41.144	33.366	194.5	12:39:51.501
17								17		1:59.181	46.280	39.880	33.021	199.6	12:41:50.682
18								18		1:58.226	45.694	39.373	33.159	197.4	12:43:48.908
19								19		2:30.205 P	51.736	48.739	49.730	168.7	12:46:19.113

18 Manuel Gómez Bancalero Datsun 1200 Alberto Gómez Blández Eficar Team
 GR1/N

Lap	D	Time	Sector 1	Sector 2	Sector 3	T. Spd	Elapsed
1		12:07:39.153	12:06:11.461	48.617	39.075	57.1	12:07:39.153
2		2:20.148	53.395	47.698	39.055	154.9	12:09:59.301
3		2:19.305	53.305	47.075	38.925	152.3	12:12:18.606
4		2:18.785	52.958	47.055	38.772	152.3	12:14:37.391
5		2:36.223 P	53.260	50.910	52.053	152.3	12:17:13.614





Circuito de Madrid Jarama - RACE

Carrera de los 80s

Qualifying

Tiempos Por Vuelta



30 Luis Delso Heras BMW 635 CSI 6.3 **50** Javier Basagoiti Miranda Volkswagen Golf MKI

T MAX

Carlos de Miguel Egea

Clasicos Madrid

GR2

Escuderia Madrid Historico

Lap D	Time	Sector 1	Sector 2	Sector 3	T. Spd	Elapsed	Lap D	Time	Sector 1	Sector 2	Sector 3	T. Spd	Elapsed
1	12:08:11.374			12:08:11.374		12:08:11.374	1	12:07:52.013			12:07:52.013		12:07:52.013
2	2:14.081			12:10:25.455		12:10:25.455	2	2:30.464			12:10:22.477		12:10:22.477
3	2:08.596			12:12:34.051		12:12:34.051	3	2:25.741			12:12:48.218		12:12:48.218
4	2:08.581			12:14:42.632		12:14:42.632	4	2:22.493			12:15:10.711		12:15:10.711
5	2:08.476			12:16:51.108		12:16:51.108	5	2:20.934			12:17:31.645		12:17:31.645
6	2:10.519			12:19:01.627		12:19:01.627	6	2:19.223			12:19:50.868		12:19:50.868
7	2:07.699			12:21:09.326		12:21:09.326	7	2:17.670			12:22:08.538		12:22:08.538
8	2:05.591			12:23:14.917		12:23:14.917	8	2:41.780 P			12:24:50.318		12:24:50.318
9	2:25.173 P			12:25:40.090		12:25:40.090	9	3:54.613	2:29.582	47.254	37.777	70.4	12:28:44.931
10	4:47.031			12:30:27.121		12:30:27.121	10	2:17.034	52.606	46.402	38.026	147.9	12:31:01.965
11	2:01.785			12:32:28.906		12:32:28.906	11	2:16.350	52.256	46.523	37.571	145.1	12:33:18.315
12	2:04.081			12:34:32.987		12:34:32.987	12	2:16.976	52.012	46.848	38.116	146.3	12:35:35.291
13	2:00.315			12:36:33.302		12:36:33.302	13	2:25.892	52.860	51.292	41.740	145.3	12:38:01.183
14	1:58.862			12:38:32.164		12:38:32.164	14	2:18.084	52.655	47.213	38.216	142.4	12:40:19.267
15	2:28.479 P			12:41:00.643		12:41:00.643	15	2:17.968	52.950	47.382	37.636	148.3	12:42:37.235
16							16	2:52.836 P	57.484	58.702	56.650	137.2	12:45:30.071

35 Teo Antonio Pérez Palomo BMW 325i E36 **98** César Freitas BMW 323

GT COPA

Eficar Team

GR2

RP Motorsport

Lap D	Time	Sector 1	Sector 2	Sector 3	T. Spd	Elapsed	Lap D	Time	Sector 1	Sector 2	Sector 3	T. Spd	Elapsed
1	12:07:31.551	12:06:08.349	48.406	34.796	59.0	12:07:31.551	1	12:07:28.856			12:07:28.856		12:07:28.856
2	2:02.650	47.575	41.426	33.649	163.8	12:09:34.201	2	1:58.371			12:09:27.227		12:09:27.227
3	2:01.662	47.949	40.353	33.360	168.2	12:11:35.863	3	1:57.202			12:11:24.429		12:11:24.429
4	2:00.043	46.124	40.478	33.441	181.5	12:13:35.906	4	2:06.794 P			12:13:31.223		12:13:31.223
5	1:59.823	45.886	40.625	33.312	183.6	12:15:35.729							
6	2:11.103 P	46.311	41.585	43.207	172.2	12:17:46.832							
7	4:02.213	2:48.021	40.757	33.435	92.3	12:21:49.045							
8		45.776			179.7								

47 Diogo Cavaco BMW E36 **223** Arlindo Beça Toyota Carina

GT COPA

Bernardo Almeida

Diogo / Bernardo

T 2000

Arlindo Beça

Lap D	Time	Sector 1	Sector 2	Sector 3	T. Spd	Elapsed	Lap D	Time	Sector 1	Sector 2	Sector 3	T. Spd	Elapsed
1	12:07:40.486	12:06:20.889	44.592	35.005	81.6	12:07:40.486	1	12:07:22.586	12:05:59.453	45.612	37.521	72.1	12:07:22.586
2	1:59.995	46.070	39.979	33.946	194.5	12:09:40.481	2	2:10.994	49.368	44.926	36.700	177.0	12:09:33.580
3	2:00.817	45.675	40.841	34.301	191.8	12:11:41.298	3	2:09.614	49.539	43.494	36.581	160.9	12:11:43.194
4	2:01.501	45.901	40.633	34.967	191.8	12:13:42.799	4	2:08.801	49.895	43.021	35.885	184.6	12:13:51.995
5	2:00.959	45.522	40.250	35.187	190.1	12:15:43.758	5	2:08.477	48.310	43.824	36.343	178.5	12:16:00.472
6	2:01.063	46.289	40.607	34.167	190.1	12:17:44.821	6	2:28.099 P	51.091	45.537	51.471	178.8	12:18:28.571
7	1:59.842	45.602	40.056	34.184	192.1	12:19:44.663	7	5:24.281	4:02.992	44.264	37.025	79.7	12:23:52.852
8	2:20.510 P	49.765	47.083	43.662	176.7	12:22:05.173	8	2:09.333	49.216	44.184	35.933	160.0	12:26:02.185
9	3:49.320	2:29.627	44.250	35.443	83.3	12:25:54.493	9	2:07.226	48.294	43.167	35.765	161.9	12:28:09.411
10	2:05.329	47.296	42.467	35.566	189.8	12:27:59.822	10	2:08.402	48.880	43.253	36.269	173.6	12:30:17.813
11	2:02.361	46.282	41.499	34.580	190.4	12:30:02.183	11	2:08.386	48.744	43.172	36.470	173.3	12:32:26.199
12	2:03.378	45.996	42.718	34.664	193.5	12:32:05.561	12	2:39.875 P	50.223	57.153	52.499	158.8	12:35:06.074
13	2:03.831	47.493	40.501	35.837	187.8	12:34:09.392							
14	2:02.510	46.919	41.746	33.845	191.1	12:36:11.902							
15	2:05.599	48.048	42.202	35.349	186.8	12:38:17.501							
16	2:02.098	47.248	40.813	34.037	189.4	12:40:19.599							
17	2:00.395	46.070	40.589	33.736	190.8	12:42:19.994							
18	2:02.420	46.089	42.002	34.329	190.8	12:44:22.414							
19	2:00.308	46.323	39.975	34.010	191.1	12:46:22.722							
20	2:28.049 P	52.313	47.799	47.937	148.3	12:48:50.771							

240 Victor Rodriguez-Rey Barral Renault Clio 16v

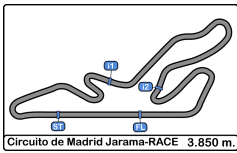
T 2000

Javier Rodriguez-Rey

RRB Competicion

Lap D	Time	Sector 1	Sector 2	Sector 3	T. Spd	Elapsed	Lap D	Time	Sector 1	Sector 2	Sector 3	T. Spd	Elapsed
1	12:07:26.906	12:06:03.299	47.220	36.387	72.7	12:07:26.906	1	12:07:26.906	12:06:03.299	47.220	36.387	72.7	12:07:26.906
2	1:58.546	45.582	40.811	32.153	184.9	12:09:25.452	2	1:58.546	45.582	40.811	32.153	184.9	12:09:25.452
3	2:00.244	43.991	38.770	37.483	198.8	12:11:25.696	3	2:00.244	43.991	38.770	37.483	198.8	12:11:25.696
4	2:22.366	54.675	49.700	37.991	125.5	12:13:48.062	4	2:22.366	54.675	49.700	37.991	125.5	12:13:48.062
5	1:54.717	44.049	38.206	32.462	201.4	12:15:42.779	5	1:54.717	44.049	38.206	32.462	201.4	12:15:42.779
6	1:54.296	43.924	38.430	31.942	197.8	12:17:37.075	6	1:54.296	43.924	38.430	31.942	197.8	12:17:37.075
7	2:32.192 P	53.287	51.617	47.288	162.6	12:20:09.267	7	2:32.192 P	53.287	51.617	47.288	162.6	12:20:09.267
8	7:16.952	6:05.128	38.803	33.021	86.7	12:27:26.219	8	7:16.952	6:05.128	38.803	33.021	86.7	12:27:26.219
9	1:54.473	43.949	37.780	32.744	199.6	12:29:20.692	9	1:54.473	43.949	37.780	32.744	199.6	12:29:20.692
10	1:57.200	43.888	38.562	34.750	198.8	12:31:17.892	10	1:57.200	43.888	38.562	34.750	198.8	12:31:17.892
11	2:13.987 P	43.827	41.517	48.643	199.6	12:33:31.879	11	2:13.987 P	43.827	41.517	48.643	199.6	12:33:31.879





Circuito de Madrid Jarama - RACE

Carrera de los 80s

Qualifying

Tiempos Por Vuelta



503

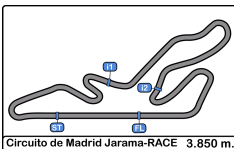
Guillermo Velasco Baisse

Datsun 1200

GR1/N

Eficar Team

Lap	D	Time	Sector 1	Sector 2	Sector 3	T. Spd	Elapsed
1		12:07:55.938	12:06:19.559	53.957	42.422	67.3	12:07:55.938
2		2:29.551	56.612	51.436	41.503	133.4	12:10:25.489
3		2:28.697	56.109	51.022	41.566	129.1	12:12:54.186
4		2:28.509	55.874	51.006	41.629	140.0	12:15:22.695
5		2:54.247	59.557	58.216	56.474	128.2	12:18:16.942
6		2:29.468	57.164	50.830	41.474	132.8	12:20:46.410
7		2:28.535	56.152	50.899	41.484	138.9	12:23:14.945
8		2:55.949 P	59.814	58.047	58.088	108.7	12:26:10.894



Circuito de Madrid Jarama - RACE

Carrera de los 80s

Qualifying

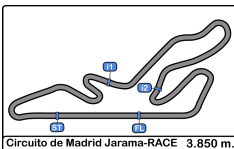
Mejores Sectores

Circuito de Madrid Jarama-RACE 3.850 m.



Sector - 1			Sector - 2			Sector - 3			Ideal Lap vs Best Lap		
Clas	Nº Driver	Time	Nº Driver	Time	Nº Driver	Time	Clas	Nº Driver	Ideal Lap	Best Lap	Clas
1	7 Lima - Lima - Paradela	43.038	27 Gonzalez-Anleo - Lopez Atienza	37.365	7 Lima - Lima - Paradela	31.698	1	7 Lima - Lima - Paradela	1:52.307	1:52.375	1
2	27 Gonzalez-Anleo - Lopez Atienza	43.566	7 Lima - Lima - Paradela	37.571	27 Gonzalez-Anleo - Lopez Atienza	31.837	2	27 Gonzalez-Anleo - Lopez Atienza	1:52.768	1:52.827	2
3	240 Rodriguez-Rey Barral - Rodriguez-	43.827	240 Rodriguez-Rey Barral - Rodriguez-	37.780	240 Rodriguez-Rey Barral - Rodriguez-	31.942	3	240 Rodriguez-Rey Barral - Rodriguez-	1:53.549	1:54.296	3
4	14 Ricardo Pereira	44.684	14 Ricardo Pereira	38.511	14 Ricardo Pereira	32.544	4	14 Ricardo Pereira	1:55.739	1:56.061	4
5	47 Cavaco - Almeida	45.522	47 Cavaco - Almeida	39.975	35 Teo Antonio Pérez Palomo	33.312	5	47 Cavaco - Almeida	1:59.233	1:59.842	8
6	35 Teo Antonio Pérez Palomo	45.776	35 Teo Antonio Pérez Palomo	40.353	20 Alonso Catalá - Fernandez Alfaro	33.706	6	35 Teo Antonio Pérez Palomo	1:59.441	1:59.823	7
7	20 Alonso Catalá - Fernandez Alfaro	46.366	20 Alonso Catalá - Fernandez Alfaro	40.413	47 Cavaco - Almeida	33.736	7	20 Alonso Catalá - Fernandez Alfaro	2:00.485	2:00.806	9
8	223 Arlindo Beça	48.294	223 Arlindo Beça	43.021	223 Arlindo Beça	35.765	8	223 Arlindo Beça	2:07.080	2:07.226	10
9	50 Javier Basagoiti Miranda	52.012	50 Javier Basagoiti Miranda	46.402	50 Javier Basagoiti Miranda	37.571	9	50 Javier Basagoiti Miranda	2:15.985	2:16.350	11
10	18 Gómez Bancalero - Gómez	52.958	18 Gómez Bancalero - Gómez	47.055	18 Gómez Bancalero - Gómez	38.772	10	18 Gómez Bancalero - Gómez	2:18.785	2:18.785	12
11	503 Guillermo Velasco Baisse	55.874	503 Guillermo Velasco Baisse	50.830	503 Guillermo Velasco Baisse	41.474	11	503 Guillermo Velasco Baisse	2:28.178	2:28.509	13
12	98 César Freitas	Transpond	98 César Freitas	Transpond	98 César Freitas	Transpond	12	98 César Freitas	Transpon	1:57.202	5
13	30 Delso Heras - de Miguel Egea	Transpond	30 Delso Heras - de Miguel Egea	Transpond	30 Delso Heras - de Miguel Egea	Transpond	13	30 Delso Heras - de Miguel Egea	Transpon	1:58.862	6





Circuito de Madrid Jarama - RACE

Carrera de los 80s

Qualifying

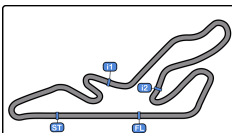
5 Mejores Tiempos



Circuito de Madrid Jarama-RACE 3.850 m.

Cl	Nº Team	Driver - 1	Driver - 2	Vehicle	Cat	Cl	Best 1		Best 2		Best 3		Best 4		Best 5	
							Time	Lap	Time	Lap	Time	Lap	Time	Lap	Time	Lap
1	7 Paulo Lima	Paulo Lima	Bruno Lima	BMW E30 M3	T MAX	1	1:52.375	18	1:52.696	16	1:53.787	15	1:54.134	12	1:56.996	8
2	27 Lucas Gonzalez-Anleo	Lucas Gonzalez-Anleo	Jorge Lopez Atienza	Porsche 968 CS	GT COPA	1	1:52.827	4	1:53.224	3	1:53.482	6	1:53.901	7	1:54.022	2
3	240 Eficar Team	Victor Rodriguez-Rey Barral	Javier Rodriguez-Rey Barral	Renault Clio 16v	T 2000	1	1:54.296	6	1:54.473	9	1:54.717	5	1:57.200	10	1:58.546	2
4	14 Ricardo Pereira	Ricardo Pereira		Ford Escort RS2000	GR1/N	1	1:56.061	7	1:56.266	8	1:56.373	3	1:56.402	9	1:56.942	4
5	98 César Freitas	César Freitas		BMW 323	GR2	1	1:57.202	3	1:58.371	2	2:06.794	4				
6	30 AECD	Luis Delso Heras	Carlos de Miguel Egea	BMW 635 CSI 6.3	T MAX	2	1:58.862	14	2:00.315	13	2:01.785	11	2:04.081	12	2:05.591	8
7	35 Eficar Team	Teo Antonio Pérez Palomo		BMW 325i E36	GT COPA	2	1:59.823	5	2:00.043	4	2:01.662	3	2:02.650	2	2:11.103	6
8	47 Diogo Cavaco	Diogo Cavaco	Bernardo Almeida	BMW E36	GT COPA	3	1:59.842	7	1:59.995	2	2:00.308	19	2:00.395	17	2:00.817	3
9	20 Eficar Team	Gonzalo Alonso Catalá	Andrea Fernandez Alfaro	Honda Civic	T 2000	2	2:00.806	16	2:00.834	11	2:01.027	15	2:01.684	14	2:01.731	8
10	223 Arlindo Beça	Arlindo Beça		Toyota Carina	T 2000	3	2:07.226	9	2:08.386	11	2:08.402	10	2:08.477	5	2:08.801	4
11	50 Javier Basagoiti	Javier Basagoiti Miranda		Volkswagen Golf MKI	GR2	2	2:16.350	11	2:16.976	12	2:17.034	10	2:17.670	7	2:17.968	15
12	18 Manuel Gómez Bancalero	Manuel Gómez Bancalero	Alberto Gómez Blández	Datsun 1200	GR1/N	2	2:18.785	4	2:19.305	3	2:20.148	2	2:36.223	5		
13	503 Eficar Team	Guillermo Velasco Baisse		Datsun 1200	GR1/N	3	2:28.509	4	2:28.535	7	2:28.697	3	2:29.468	6	2:29.551	2





Circuito de Madrid Jarama - RACE

Carrera de los 80s

Qualifying

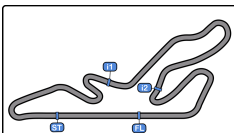
5 Mejores Velocidades



Circuito de Madrid Jarama-RACE 3.850 m.

Cl	Nº Team	Driver - 1	Driver - 2	Vehicle	Cat	Cl	Top 1		Top 2		Top 3		Top 4		Top 5		Avg
							Km/h	Lap	Km/h	Lap	Km/h	Lap	Km/h	Lap	Km/h	Lap	
1	7 Paulo Lima	Paulo Lima	Bruno Lima	BMW E30 M3	T MAX	1	212.1	14	204.1	6	203.0	7	202.2	8	201.4	16	204.6
2	27 Lucas Gonzalez-Anleo	Lucas Gonzalez-Anleo	Jorge Lopez Atienza	Porsche 968 CS	GT COPA	1	207.6	4	206.1	3	204.5	6	204.5	7	203.3	5	205.2
3	240 Eficar Team	Victor Rodriguez-Rey Barral	Javier Rodriguez-Rey Barral	Renault Clio 16v	T 2000	1	201.4	5	199.6	9	199.6	11	198.8	3	198.8	10	199.7
4	14 Ricardo Pereira	Ricardo Pereira		Ford Escort RS2000	GR1/N	1	195.2	7	192.5	8	192.1	3	192.1	4	190.4	2	192.5
5	47 Diogo Cavaco	Diogo Cavaco	Bernardo Almeida	BMW E36	GT COPA	2	194.5	2	193.5	12	192.1	7	191.8	3	191.8	4	192.7
6	223 Arlindo Beça	Arlindo Beça		Toyota Carina	T 2000	2	184.6	4	178.8	6	178.5	5	177.0	2	173.6	10	178.5
7	20 Eficar Team	Gonzalo Alonso Catalá	Andrea Fernandez Alfaro	Honda Civic	T 2000	3	184.3	8	183.9	16	183.9	17	183.0	15	182.4	14	183.5
8	35 Eficar Team	Teo Antonio Pérez Palomo		BMW 325i E36	GT COPA	3	183.6	5	181.5	4	179.7	8	172.2	6	168.2	3	177.0
9	18 Manuel Gómez Bancalero	Manuel Gómez Bancalero	Alberto Gómez Blández	Datsun 1200	GR1/N	2	154.9	2	152.3	3	152.3	4	152.3	5	57.1	1	133.8
10	50 Javier Basagoiti	Javier Basagoiti Miranda		Volkswagen Golf MKI	GR2	1	148.3	15	147.9	10	146.3	12	145.3	13	145.1	11	146.6
11	503 Eficar Team	Guillermo Velasco Baisse		Datsun 1200	GR1/N	3	140.0	4	138.9	7	133.4	2	132.8	6	129.1	3	134.9





Circuito de Madrid Jarama - RACE

Carrera de los 80s

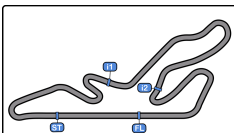
Qualifying

Secuencia Vueltas Rápidas



Lap	Day Time	Session Time	Nº Team	Driver - 1	Driver - 2	Vehicle	Cat	Time	Km/h	
2	12:09:19.977	4:19.977	27	Lucas Gonzalez-Anleo	Lucas Gonzalez-Anleo	Jorge Lopez Atienza	Porsche 968 CS	GT COP	1:54.022	121.5
3	12:11:13.201	6:13.201	27	Lucas Gonzalez-Anleo	Lucas Gonzalez-Anleo	Jorge Lopez Atienza	Porsche 968 CS	GT COP	1:53.224	122.4
4	12:13:06.028	8:06.028	27	Lucas Gonzalez-Anleo	Lucas Gonzalez-Anleo	Jorge Lopez Atienza	Porsche 968 CS	GT COP	1:52.827	122.8
16	12:40:25.155	35:25.155	7	Paulo Lima	Paulo Lima	Bruno Lima	BMW E30 M3	T MAX	1:52.696	122.9
18	12:44:16.299	39:16.299	7	Paulo Lima	Paulo Lima	Bruno Lima	BMW E30 M3	T MAX	1:52.375	123.3





Circuito de Madrid Jarama - RACE

Carrera de los 80s

Qualifying

Mejor Máxima Velocidad del Evento



Circuito de Madrid Jarama-RACE 3.850 m.

Nº	Team	Driver - 1	Driver - 2	Vehicle	Cat	Km/h	Session
7	Paulo Lima	Paulo Lima	Bruno Lima	BMW E30 M3	T MAX	212.1	Qualifying
27	Lucas Gonzalez-Anleo	Lucas Gonzalez-Anleo	Jorge Lopez Atienza	Porsche 968 CS	GT COPA	207.6	Qualifying
240	Eficar Team	Victor Rodriguez-Rey Barral	Javier Rodriguez-Rey Barral	Renault Clio 16v	T 2000	201.4	Qualifying
14	Ricardo Pereira	Ricardo Pereira		Ford Escort RS2000	GR1/N	195.2	Qualifying
47	Diogo Cavaco	Diogo Cavaco	Bernardo Almeida	BMW E36	GT COPA	194.5	Qualifying
16	Damien Kohler	Damien Kohler		Ford GT40	GT COPA	188.4	Test Colectivo
223	Arlindo Beça	Arlindo Beça		Toyota Carina	T 2000	184.6	Qualifying
20	Eficar Team	Gonzalo Alonso Catalá	Andrea Fernandez Alfaro	Honda Civic	T 2000	184.3	Qualifying
35	Eficar Team	Teo Antonio Pérez Palomo		BMW 325i E36	GT COPA	183.6	Qualifying
18	Manuel Gómez Bancalero	Manuel Gómez Bancalero	Alberto Gómez Blández	Datsun 1200	GR1/N	156.2	Test Colectivo
50	Javier Basagoiti	Javier Basagoiti Miranda		Volkswagen Golf MK1	GR2	148.3	Qualifying
503	Eficar Team	Guillermo Velasco Baisse		Datsun 1200	GR1/N	140.0	Qualifying





Circuito de Madrid Jarama - RACE

Carrera de los 80s

Qualifying

Tiempos Parada en Pit



7 Paulo Lima BMW E30 M3
 T MAX Bruno Lima RP Motorsport

Nº	In Day Time	In Time	Out Time	Pit Time	T. Pit Time	Handicap	Diff.
1	12:24:58.823	12:24:58.823	12:26:30.317	1:31.494	1:31.494		

14 Ricardo Pereira Ford Escort RS2000
 GR1/N RP Motorsport

Nº	In Day Time	In Time	Out Time	Pit Time	T. Pit Time	Handicap	Diff.
1	12:26:58.471	12:26:58.471	12:28:03.781	1:05.310	1:05.310		

20 Gonzalo Alonso Catalá Honda Civic
 T 2000 Andrea Fernandez Alfaro Eficar Team

Nº	In Day Time	In Time	Out Time	Pit Time	T. Pit Time	Handicap	Diff.
1	12:24:29.097	12:24:29.097	12:27:45.078	3:15.981	3:15.981		
2	12:33:50.433	12:33:50.433	12:36:27.241	2:36.808	5:52.789		

27 Lucas Gonzalez-Anleo Porsche 968 CS
 GT COPA Jorge Lopez Atienza Garagem João Gomes

Nº	In Day Time	In Time	Out Time	Pit Time	T. Pit Time	Handicap	Diff.
1	12:20:54.906	12:20:54.906	12:23:39.086	2:44.180	2:44.180		

35 Teo Antonio Pérez Palomo BMW 325i E36
 GT COPA Eficar Team

Nº	In Day Time	In Time	Out Time	Pit Time	T. Pit Time	Handicap	Diff.
1	12:17:43.363	12:17:43.363	12:19:51.570	2:08.207	2:08.207		

47 Diogo Cavaco BMW E36
 GT COPA Bernardo Almeida Diogo / Bernardo

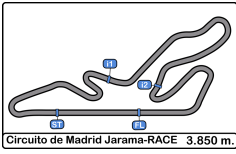
Nº	In Day Time	In Time	Out Time	Pit Time	T. Pit Time	Handicap	Diff.
1	12:22:00.963	12:22:00.963	12:23:50.047	1:49.084	1:49.084		

223 Arlindo Beça Toyota Carina
 T 2000 Arlindo Beça

Nº	In Day Time	In Time	Out Time	Pit Time	T. Pit Time	Handicap	Diff.
1	12:18:22.569	12:18:22.569	12:21:44.461	3:21.892	3:21.892		

240 Victor Rodriguez-Rey Renault Clio 16v
 Barral RRB Competicion
 T 2000 Javier Rodriguez-Rey Barra

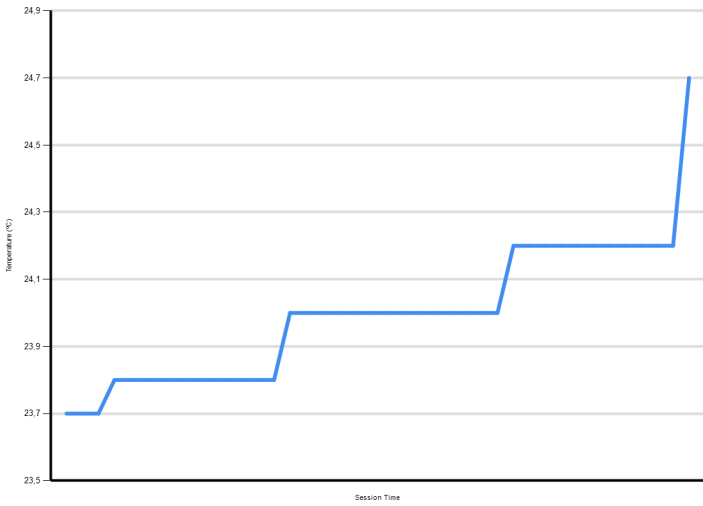
Nº	In Day Time	In Time	Out Time	Pit Time	T. Pit Time	Handicap	Diff.
1	12:20:04.295	12:20:04.295	12:25:31.956	5:27.661	5:27.661		



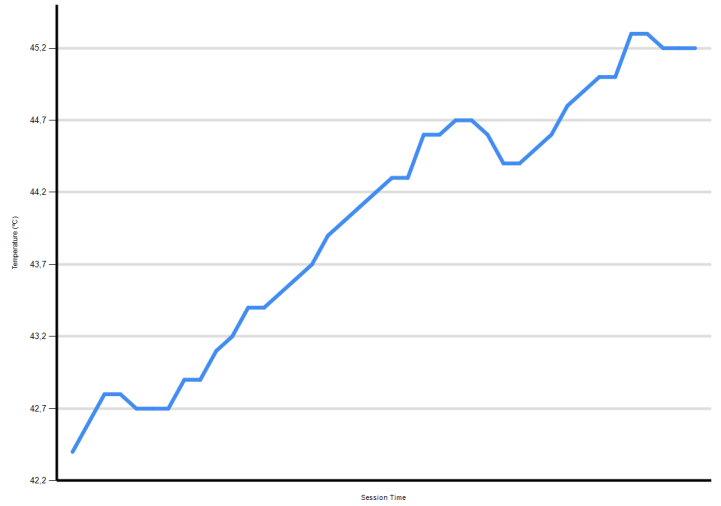
Circuito de Madrid Jarama - RACE
Carrera de los 80s
Qualifying
Informe Meteorológico



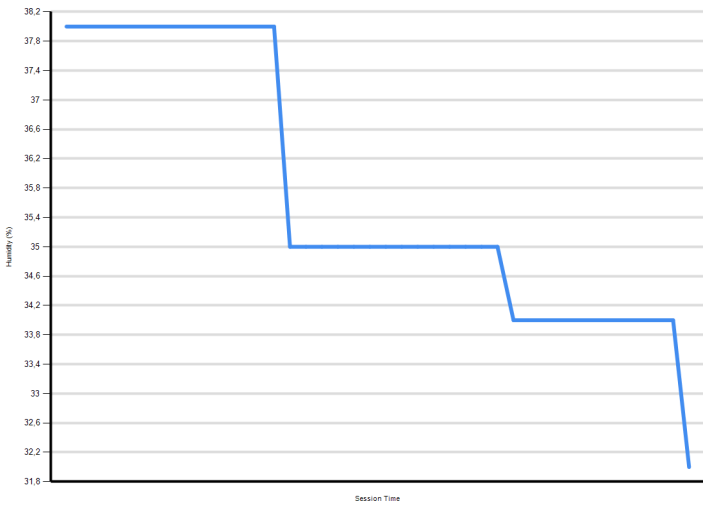
Air Temperature




Track Temperature



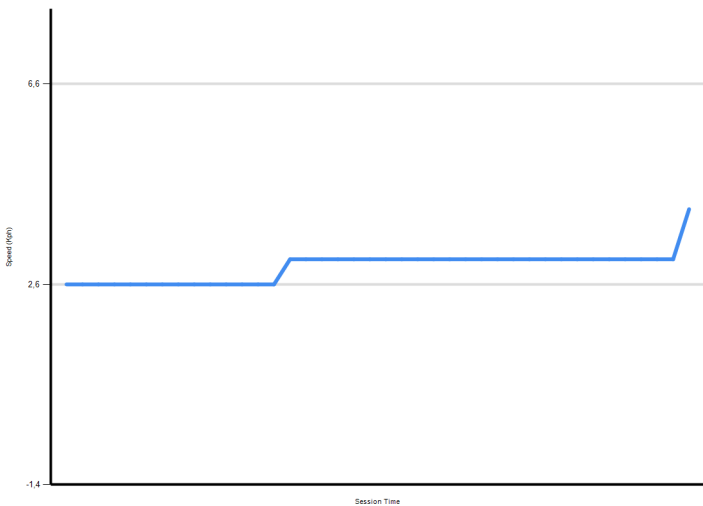
Humidity



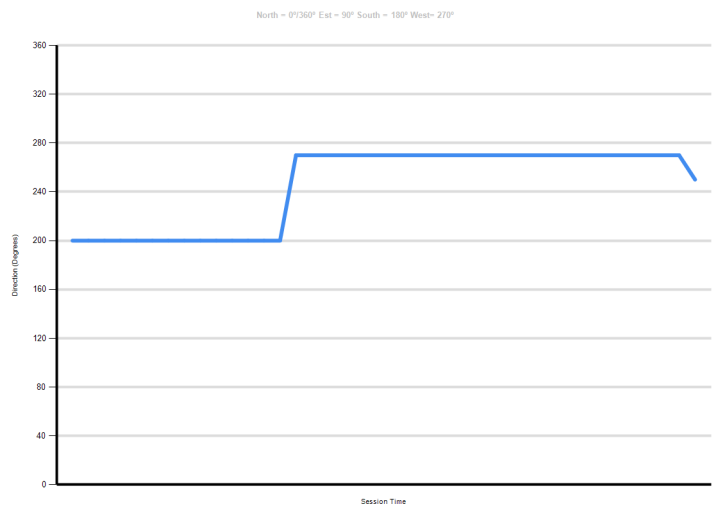
Pressure

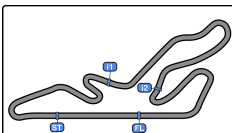


Wind Speed



Wind direction





Circuito de Madrid Jarama - RACE

Carrera de los 80s

Qualifying

Resultados Finales



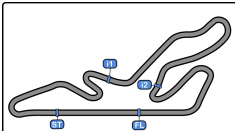
Cls	Nº	Team	Driver - 1	Driver - 2	Vehicle	Cat	Cls	Laps	Best	Time	Gap	Interval	Km/h
1	7	Paulo Lima	Paulo Lima	Bruno Lima	BMW E30 M3	T MAX	1	19	18	1:52.375			123.3
2	27	Lucas Gonzalez-Anleo	Lucas Gonzalez-Anleo	Jorge Lopez Atienza	Porsche 968 CS	GT COPA	1	19	4	1:52.827	0.452	0.452	122.8
3	240	Eficar Team	Victor Rodriguez-Rey Barral	Javier Rodriguez-Rey Barral	Renault Clio 16v	T 2000	1	11	6	1:54.296	1.921	1.469	121.2
4	14	Ricardo Pereira	Ricardo Pereira		Ford Escort RS2000	GR1/N	1	10	7	1:56.061	3.686	1.765	119.4
5	98	César Freitas	César Freitas		BMW 323	GR2	1	4	3	1:57.202	4.827	1.141	118.2
6	30	AECD	Luis Delso Heras	Carlos de Miguel Egea	BMW 635 CSI 6.3	T MAX	2	15	14	1:58.862	6.487	1.660	116.6
7	35	Eficar Team	Teo Antonio Pérez Palomo		BMW 325i E36	GT COPA	2	7	5	1:59.823	7.448	0.961	115.6
8	47	Diogo Cavaco	Diogo Cavaco	Bernardo Almeida	BMW E36	GT COPA	3	20	7	1:59.842	7.467	0.019	115.6
9	20	Eficar Team	Gonzalo Alonso Catalá	Andrea Fernandez Alfaro	Honda Civic	T 2000	2	17	16	2:00.806	8.431	0.964	114.7
10	223	Arlindo Beça	Arlindo Beça		Toyota Carina	T 2000	3	12	9	2:07.226	14.851	6.420	108.9
11	50	Javier Basagoiti	Javier Basagoiti Miranda		Volkswagen Golf MKI	GR2	2	16	11	2:16.350	23.975	9.124	101.6
12	18	Manuel Gómez Bancalero	Manuel Gómez Bancalero	Alberto Gómez Blández	Datsun 1200	GR1/N	2	5	4	2:18.785	26.410	2.435	99.8
13	503	Eficar Team	Guillermo Velasco Baisse		Datsun 1200	GR1/N	3	8	4	2:28.509	36.134	9.724	93.3

Published at:.....

Track Temp: 45.2 °C Air Temp: 24.7 °C Humidity: 32 % Track Status: SECA

Stewards:	Rubén COLLAR	Francisco ANTÓN	José I. TAMAYO	Timekeeper:  Maria Jesús GAMAZO
	CD-1548-ESP/M	CD-0824-ESP/M	CD-0546-ESP/M	





Circuito de Madrid Jarama - RACE

Carrera de los 80s

Race - 1

Parrilla de Salida



Circuito de Madrid Jarama-RACE 3.850 m.

13	503	Guillermo Velasco Baisse	2:28.509
----	-----	--------------------------	----------

.7.

11	50	Javier Basagoiti Miranda	2:16.350
----	----	--------------------------	----------

.6.

2:18.785	Gómez Bancalero - Gómez Bl	18	12
----------	----------------------------	----	----

9	20	Gonzalo Alonso Catalá	2:00.806
---	----	-----------------------	----------

.5.

2:07.226	Arlindo Beça	223	10
----------	--------------	-----	----

7	35	Teo Antonio Pérez Palomo	1:59.823
---	----	--------------------------	----------

.4.

1:59.842	Diogo Cavaco	47	8
----------	--------------	----	---

5	98	César Freitas	1:57.202
---	----	---------------	----------

.3.

1:58.862	Luis Delso Heras	30	6
----------	------------------	----	---

3	240	Victor Rodriguez-Rey Barral	1:54.296
---	-----	-----------------------------	----------

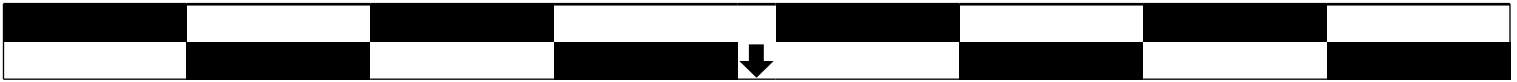
.2.

1:56.061	Ricardo Pereira	14	4
----------	-----------------	----	---

1	7	Paulo Lima	1:52.375
---	---	------------	----------

.1.

1:52.827	Lucas Gonzalez-Anleo	27	2
----------	----------------------	----	---



Pole

Published at:.....

Stewards:

Rubén COLLAR

CD-1548-ESP/M

Francisco ANTÓN

CD-0824-ESP/M

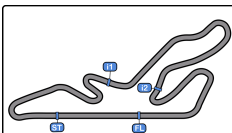
José I. TAMAYO

CD-0546-ESP/M

Timekeeper:

Maia Jesús GAMAZO
 JÓB-0499-ESP/M





Circuito de Madrid Jarama - RACE

Carrera de los 80s

Race - 1

Resultados Provisionales



Cls	Nº	Team	Driver - 1	Driver - 2	Vehicle	Cat	Cl	Laps	Total Time	Gap	Interval	Km/h	Best	Time	Km/h
1	7	Paulo Lima	Paulo Lima	Bruno Lima	BMW E30 M3	T MAX	1	20	40:22.956			114.4	5	1:51.768	124.0
2	240	Eficar Team	Victor Rodriguez-Rey Barral	Javier Rodriguez-Rey Barral	Renault Clio 16v	T 2000	1	20	40:38.959	16.003	16.003	113.6	2	1:53.774	121.8
3	14	Ricardo Pereira	Ricardo Pereira		Ford Escort RS2000	GR1/N	1	20	41:00.922	37.966	21.963	112.6	4	1:56.455	119.0
4	27	Lucas Gonzalez-Anleo	Lucas Gonzalez-Anleo	Jorge Lopez Atienza	Porsche 968 CS	GT COPA	1	20	42:03.546	1:40.590	1:02.624	109.8	16	1:54.300	121.2
5	35	Eficar Team	Teo Antonio Pérez Palomo		BMW 325i E36	GT COPA	2	20	42:40.045	2:17.089	36.499	108.2	2	2:00.464	115.0
6	20	Eficar Team	Gonzalo Alonso Catalá	Andrea Fernandez Alfaro	Honda Civic	T 2000	2	17	40:34.837	3 Vtas.	3 Vtas.	96.7	13	2:02.782	112.8
7	503	Eficar Team	Guillermo Velasco Baisse		Datsun 1200	GR1/N	2	16	41:52.520	4 Vtas.	1 Vta.	88.2	16	2:26.942	94.3
8	50	Javier Basagoiti	Javier Basagoiti Miranda		Volkswagen Golf MKI	GR2	1	16	42:34.515	4 Vtas.		86.8	10	2:18.318	100.2

No clasificados: (Requerimientos: Ver Bandera a Cuadros)

18	Manuel Gómez Bancalero	Manuel Gómez Bancalero	Alberto Gómez Blández	Datsun 1200	GR1/N	3	13	33:06.573	7 Vtas.	3 Vtas.	90.6	4	2:19.758	99.1
47	Diogo Cavaco	Diogo Cavaco	Bernardo Almeida	BMW E36	GT COPA	3	10	20:58.308	10 Vtas.	3 Vtas.	110.1	6	1:59.592	115.8
30	AECD	Luis Delso Heras	Carlos de Miguel Egea	BMW 635 CSI 6.3	T MAX	2	9	18:36.001	11 Vtas.	1 Vta.	111.7	4	1:58.710	116.7
98	César Freitas	César Freitas		BMW 323	GR2	2	6	14:34.691	14 Vtas.	3 Vtas.	95.0	2	2:07.565	108.6
223	Arlindo Beça	Arlindo Beça		Toyota Carina	T 2000	3								

Vta. Rápida Lima - Lima - Paradela en 1:51.768 a 124.0 Km/h en la vta. 5

Published at:.....

Track Temp: 43.6 °C Air Temp: 28.2 °C Humidity: 20 % Track Status: SECA

Race Director:

Ramiro BRITO

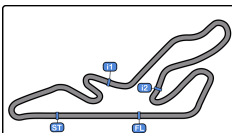
DCI PT24/0086

Timekeeper:

Maria.Jesús GAMAZO

JOB-0499-ESP/M





Circuito de Madrid Jarama - RACE
Carrera de los 80s
Race - 1
Resultados Provisionales por Categoría



Circuito de Madrid Jarama-RACE 3.850 m.

T MAX															
Cls	Nº	Team	Driver - 1	Driver - 2	Vehicle	Cat	Cl	Laps	Total Time	Gap	Interval	Km/h	Best	Time	Km/h
1	7	Paulo Lima	<u>Paulo Lima</u>	Bruno Lima	BMW E30 M3	T MAX	1	20	40:22.956			114.4	5	1:51.768	124.0
No clasificados: (Requerimientos: Ver Bandera a Cuadros)															
30	AECD		<u>Luis Delso Heras</u>	Carlos de Miguel Egea	BMW 635 CSI 6.3	T MAX	2	9	18:36.001	11 Vtas.	11 Vtas.	111.7	4	1:58.710	116.7

T 2000															
Cls	Nº	Team	Driver - 1	Driver - 2	Vehicle	Cat	Cl	Laps	Total Time	Gap	Interval	Km/h	Best	Time	Km/h
1	240	Eficar Team	<u>Victor Rodriguez-Rey Barral</u>	Javier Rodríguez-Rey Barral	Renault Clio 16v	T 2000	1	20	40:38.959			113.6	2	1:53.774	121.8
2	20	Eficar Team	<u>Gonzalo Alonso Catalá</u>	Andrea Fernandez Alfaro	Honda Civic	T 2000	2	17	40:34.837	3 Vtas.	3 Vtas.	96.7	13	2:02.782	112.8
No clasificados: (Requerimientos: Ver Bandera a Cuadros)															
223	Arlindo Beça		Arlindo Beça		Toyota Carina	T 2000	3								

GR1/N															
Cls	Nº	Team	Driver - 1	Driver - 2	Vehicle	Cat	Cl	Laps	Total Time	Gap	Interval	Km/h	Best	Time	Km/h
1	14	Ricardo Pereira	Ricardo Pereira		Ford Escort RS2000	GR1/N	1	20	41:00.922			112.6	4	1:56.455	119.0
2	503	Eficar Team	Guillermo Velasco Baisse		Datsun 1200	GR1/N	2	16	41:52.520	4 Vtas.	4 Vtas.	88.2	16	2:26.942	94.3
No clasificados: (Requerimientos: Ver Bandera a Cuadros)															
18	Manuel Gómez Bancalero		Manuel Gómez Bancalero	Alberto Gómez Blández	Datsun 1200	GR1/N	3	13	33:06.573	7 Vtas.	3 Vtas.	90.6	4	2:19.758	99.1

GT COPA															
Cls	Nº	Team	Driver - 1	Driver - 2	Vehicle	Cat	Cl	Laps	Total Time	Gap	Interval	Km/h	Best	Time	Km/h
1	27	Lucas Gonzalez-Anleo	<u>Lucas Gonzalez-Anleo</u>	Jorge Lopez Atienza	Porsche 968 CS	GT COPA	1	20	42:03.546			109.8	16	1:54.300	121.2
2	35	Eficar Team	Teo Antonio Pérez Palomo		BMW 325i E36	GT COPA	2	20	42:40.045	36.499	36.499	108.2	2	2:00.464	115.0
No clasificados: (Requerimientos: Ver Bandera a Cuadros)															
47	Diogo Cavaco		<u>Diogo Cavaco</u>	Bernardo Almeida	BMW E36	GT COPA	3	10	20:58.308	10 Vtas.	10 Vtas.	110.1	6	1:59.592	115.8

GR2															
Cls	Nº	Team	Driver - 1	Driver - 2	Vehicle	Cat	Cl	Laps	Total Time	Gap	Interval	Km/h	Best	Time	Km/h
1	50	Javier Basagoiti	Javier Basagoiti Miranda		Volkswagen Golf MKI	GR2	1	16	42:34.515			86.8	10	2:18.318	100.2
No clasificados: (Requerimientos: Ver Bandera a Cuadros)															
98	César Freitas		César Freitas		BMW 323	GR2	2	6	14:34.691	10 Vtas.	10 Vtas.	95.0	2	2:07.565	108.6

Vta. Rápida Lima - Lima - Paradela en 1:51.768 a 124.0 Km/h en la vta. 5

Published at:.....

Track Temp: **43.6 °C** Air Temp: **28.2 °C** Humidity: **20 %** Track Status: **SECA**

Race Director:

Ramiro BRITO

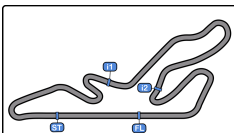
DCI PT24/0086

Timekeeper:

Maria.Jesús GAMAZO

JOB-0499-ESP/M





Circuito de Madrid Jarama - RACE

Carrera de los 80s

Race - 1

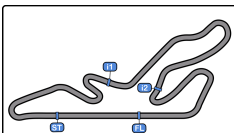
Clasificación Provisional por Vuelta Rápida de Piloto



Circuito de Madrid Jarama-RACE 3.850 m.

Clas	Nº	Team	Vehicle	Driver	Cat	Clas	Laps	Best	Time	Gap	Interval	Km/h
1	7	Paulo Lima	BMW E30 M3	Paulo Lima	T MAX	1	11	5	1:51.768			124.0
2	240	Eficar Team	Renault Clio 16v	Victor Rodriguez-Rev Barral	T 2000	1	9	2	1:53.774	2.006	2.006	121.8
3	27	Lucas Gonzalez-Anleo	Porsche 968 CS	Jorge Lopez Atienza	GT COPA	1	11	7	1:54.300	2.532	0.526	121.2
4	240	Eficar Team	Renault Clio 16v	Javier Rodriguez-Rev Barral	T 2000	2	11	8	1:55.941	4.173	1.641	119.5
5	14	Ricardo Pereira	Ford Escort RS2000	Ricardo Pereira	GR1/N	1	20	4	1:56.455	4.687	0.514	119.0
6	7	Paulo Lima	BMW E30 M3	Bruno Lima	T MAX	2	9	7	1:56.484	4.716	0.029	118.9
7	30	AECD	BMW 635 CSI 6.3	Luis Delso Heras	T MAX	3	8	3	1:58.710	6.942	2.226	116.7
8	47	Dioqo Cavaco	BMW E36	Dioqo Cavaco	GT COPA	2	10	6	1:59.592	7.824	0.882	115.8
9	27	Lucas Gonzalez-Anleo	Porsche 968 CS	Lucas Gonzalez-Anleo	GT COPA	3	9	5	1:59.935	8.167	0.343	115.5
10	35	Eficar Team	BMW 325i E36	Teo Antonio Pérez Palomo	GT COPA	4	20	2	2:00.464	8.696	0.529	115.0
11	20	Eficar Team	Honda Civic	Gonzalo Alonso Catalá	T 2000	3	14	10	2:02.782	11.014	2.318	112.8
12	98	César Freitas	BMW 323	César Freitas	GR2	1	6	2	2:07.565	15.797	4.783	108.6
13	50	Javier Basaaoiti	Volkswaden Golf MKI	Javier Basaaoiti Miranda	GR2	2	16	10	2:18.318	26.550	10.753	100.2
14	18	Manuel Gómez Bancalero	Datsun 1200	Gómez Bancalero - Gómez Blández	GR1/N	2	13	4	2:19.758	27.990	1.440	99.1
15	503	Eficar Team	Datsun 1200	Guillermo Velasco Baisse	GR1/N	3	16	16	2:26.942	35.174	7.184	94.3
16	30	AECD	BMW 635 CSI 6.3	Delso Heras - de Miquel Egea	T MAX	4	1	1	2:31.881	40.113	4.939	91.2
17	20	Eficar Team	Honda Civic	Alonso Catalá - Fernandez Alfaro	T 2000	4	3	3	3:29.650	1:37.882	57.769	66.1





Circuito de Madrid Jarama - RACE

Carrera de los 80s

Race - 1

Distancia y Velocidad Media



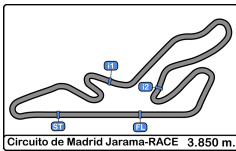
Circuito de Madrid Jarama-RACE 3.850 m.

Cls	Nº	Team	Driver - 1	Driver - 2	Vehicle	Cat	Cls	Laps	Distancia	Total Time	Km/h
1	7	Paulo Lima	<u>Paulo Lima</u>	Bruno Lima	BMW E30 M3	T MAX	1	20	77.00	40:22.956	114.4
2	240	Eficar Team	<u>Victor Rodriguez-Rey Barral</u>	Javier Rodriguez-Rey Barral	Renault Clio 16v	T 2000	1	20	77.00	40:38.959	113.6
3	14	Ricardo Pereira	Ricardo Pereira		Ford Escort RS2000	GR1/N	1	20	77.00	41:00.922	112.6
4	27	Lucas Gonzalez-Anleo	<u>Lucas Gonzalez-Anleo</u>	Jorge Lopez Atienza	Porsche 968 CS	GT COPA	1	20	77.00	42:03.546	109.8
5	35	Eficar Team	Teo Antonio Pérez Palomo		BMW 325i E36	GT COPA	2	20	77.00	42:40.045	108.2
6	20	Eficar Team	<u>Gonzalo Alonso Catalá</u>	Andrea Fernandez Alfaro	Honda Civic	T 2000	2	17	65.45	40:34.837	96.7
7	503	Eficar Team	Guillermo Velasco Baisse		Datsun 1200	GR1/N	2	16	61.60	41:52.520	88.2
8	50	Javier Basagoiti	Javier Basagoiti Miranda		Volkswagen Golf MK1	GR2	1	16	61.60	42:34.515	86.8

No clasificados: (Requerimientos: Ver Bandera a Cuadros)

18	Manuel Gómez Bancalero	Manuel Gómez Bancalero	Alberto Gómez Blández	Datsun 1200	GR1/N	3	13	50.05	33:06.573	90.6
47	Diogo Cavaco	<u>Diogo Cavaco</u>	Bernardo Almeida	BMW E36	GT COPA	3	10	38.50	20:58.308	110.1
30	AECD	<u>Luis Delso Heras</u>	Carlos de Miguel Egea	BMW 635 CSI 6.3	T MAX	2	9	34.65	18:36.001	111.7
98	César Freitas	César Freitas		BMW 323	GR2	2	6	23.10	14:34.691	95.0
223	Arlindo Beça	Arlindo Beça		Toyota Carina	T 2000	3				





Circuito de Madrid Jarama - RACE

Carrera de los 80s

Race - 1

Tiempos Por Vuelta



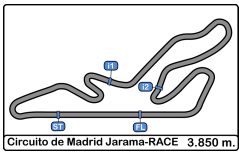
7	Paulo Lima	BMW E30 M3	18	Manuel Gómez Bancalero	Datsun 1200
T MAX	Bruno Lima	RP Motorsport	GR1/N	Alberto Gómez Blández	Eficar Team

Lap	D	Time	Sector 1	Sector 2	Sector 3	T. Spd	Elapsed	Lap	D	Time	Sector 1	Sector 2	Sector 3	T. Spd	Elapsed	
1	1	2:16.529	1:04.800	38.797	32.932	86.7	2:16.529	1	1	2:29.761	1:01.269	49.467	39.025	129.6	2:29.761	
2	1	1:53.344	43.090	38.635	31.619	189.1	4:09.873	2	1	2:22.555	54.396	49.087	39.072	143.0	4:52.316	
3	1	1:54.927	44.771	38.450	31.706	197.8	6:04.800	3	1	2:21.201	53.925	48.141	39.135	147.9	7:13.517	
4	1	1:54.609	43.860	38.933	31.816	204.5	7:59.409	4	1	2:19.758	53.557	47.545	38.656	151.4	9:33.275	
5	1	1:51.768	42.900	37.180	31.688	196.3	9:51.177	5	1	2:19.908	53.744	47.243	38.921	147.5	11:53.183	
6	1	1:52.390	43.081	37.673	31.636	198.8	11:43.567	6	1	2:22.517	52.990	49.411	40.116	151.4	14:15.700	
7	1	1:53.578	43.826	38.179	31.573	195.2	13:37.145	7	1	2:20.102	53.458	47.848	38.796	154.7	16:35.802	
8	1	1:52.049	42.740	37.799	31.510	200.7	15:29.194	8	1	2:29.296 P	54.102	48.416	46.778	153.1	19:05.098	
9	1	1:52.908	43.236	37.952	31.720	199.2	17:22.102	9	1	3:53.789	2:25.319	48.724	39.746	83.5	22:58.887	
10	1	1:53.227	43.323	38.244	31.660	206.8	19:15.329	10	1	2:28.754	54.296	54.478	39.980	143.2	25:27.641	
11	1	2:00.925 P	43.071	37.744	40.110	206.1	21:16.254	11	1	2:23.832	54.444	49.565	39.823	143.4	27:51.473	
12	2	3:22.794	2:07.912	41.116	33.766	103.6	24:39.048	12	2	2:34.068	56.652	56.045	41.371	127.9	30:25.541	
13	2	1:59.018	45.246	39.983	33.789	190.8	26:38.066	13	2	2:41.032	59.193	56.006	45.833	126.7	33:06.573	
14	2	1:59.125	45.679	39.892	33.554	190.1	28:37.191	14	2	1:11.670				99.9		
15	2	1:58.315	44.795	39.684	33.836	200.3	30:35.506	20							Gonzalo Alonso Catalá	Honda Civic
16	2	1:59.315	46.279	40.044	32.992	200.3	32:34.821	T 2000							Andrea Fernandez Alfaro	Eficar Team
17	2	1:57.755	45.267	39.494	32.994	198.1	34:32.576	Lap	D	Time	Sector 1	Sector 2	Sector 3	T. Spd	Elapsed	
18	2	1:56.484	44.622	39.110	32.752	199.6	36:29.060	1	1	2:10.249	53.316	41.959	34.974	157.6	2:10.249	
19	2	1:57.107	44.675	39.443	32.989	200.3	38:26.167	2	1	2:04.855	47.882	41.733	35.240	176.4	4:15.104	
20	2	1:56.789	44.450	39.225	33.114	196.3	40:22.956	3	1	2:04.058	47.361	42.017	34.680	180.3	6:19.162	
								4	1	2:03.547	47.363	41.568	34.616	177.9	8:22.709	
								5	1	3:20.290 P	47.241	1:31.690	1:01.359	180.3	11:42.999	
								6	1	3:28.128	2:10.259	43.148	34.721	91.6	15:11.127	
								7	1	2:12.323 P	47.493	42.208	42.622	180.0	17:23.450	
								8	1	3:29.650	2:13.338	41.784	34.528	90.6	20:53.100	
								9	1	2:03.522	47.367	41.243	34.912	180.0	22:56.622	
								10	1	2:34.467	47.380	1:07.920	39.167	179.7	25:31.089	
								11	1	2:05.417	48.265	41.654	35.498	171.9	27:36.506	
								12	1	2:03.470	47.198	41.733	34.539	179.4	29:39.976	
								13	1	2:02.782	47.074	41.223	34.485	180.9	31:42.758	
								14	1	2:19.707	1:03.276	41.783	34.648	136.7	34:02.465	
								15	1	2:04.442	47.409	42.062	34.971	177.3	36:06.907	
								16	1	2:22.853	46.943	56.061	39.849	177.9	38:29.760	
								17	1	2:05.077	48.053	42.252	34.772	172.2	40:34.837	

14	Ricardo Pereira	Ford Escort RS2000
GR1/N		RP Motorsport

Lap	D	Time	Sector 1	Sector 2	Sector 3	T. Spd	Elapsed
1	1	2:16.496	1:03.424	39.389	33.683	68.3	2:16.496
2	1	1:56.626	44.552	38.943	33.131	188.4	4:13.122
3	1	1:56.532	44.425	39.088	33.019	193.5	6:09.654
4	1	1:56.455	44.955	38.689	32.811	190.4	8:06.109
5	1	1:57.694	45.197	39.429	33.068	190.4	10:03.803
6	1	1:57.785	45.700	39.034	33.051	190.1	12:01.588
7	1	1:57.291	45.194	39.178	32.919	192.5	13:58.879
8	1	1:57.339	45.379	38.931	33.029	188.8	15:56.218
9	1	1:57.451	45.308	39.211	32.932	193.5	17:53.669
10	1	2:04.123 P	45.653	39.218	39.252	190.1	19:57.792
11	1	3:27.756	2:15.831	38.977	32.948	88.3	23:25.548
12	1	1:57.863	45.469	39.462	32.932	191.4	25:23.411
13	1	1:57.845	45.639	39.030	33.176	190.4	27:21.256
14	1	1:57.531	45.307	38.982	33.242	190.8	29:18.787
15	1	1:57.047	45.269	38.832	32.946	186.8	31:15.834
16	1	1:57.163	45.071	38.903	33.189	190.4	33:12.997
17	1	1:56.764	45.046	38.944	32.774	191.1	35:09.761
18	1	1:57.147	45.284	39.012	32.851	189.4	37:06.908
19	1	1:56.916	45.430	38.722	32.764	188.4	39:03.824
20	1	1:57.098	45.097	38.764	33.237	190.4	41:00.922





Circuito de Madrid Jarama - RACE

Carrera de los 80s

Race - 1

Tiempos Por Vuelta



27

Lucas Gonzalez-Anleo

Porsche 968 CS

35

Teo Antonio Pérez Palomo

BMW 325i E36

GT COPA

Jorge Lopez Atienza

Garagem João Gomes

GT COPA

Eficar Team

Lap	D	Time	Sector 1	Sector 2	Sector 3	T. Spd	Elapsed	Lap	D	Time	Sector 1	Sector 2	Sector 3	T. Spd	Elapsed
1	1	2:06.662	51.851	40.405	34.406	167.1	2:06.662	1	1	2:06.938	52.495	40.518	33.925	156.9	2:06.938
2	1	2:00.096	46.084	40.082	33.930	200.3	4:06.758	2	1	2:00.464	46.449	40.456	33.559	185.2	4:07.402
3	1	2:02.434	47.692	40.948	33.794	193.8	6:09.192	3	1	2:03.214	47.454	41.508	34.252	187.5	6:10.616
4	1	2:01.526	47.170	39.978	34.378	190.4	8:10.718	4	1	2:00.878	46.473	40.547	33.858	184.3	8:11.494
5	1	1:59.935	46.427	39.909	33.599	197.0	10:10.653	5	1	2:01.338	46.474	41.252	33.612	185.8	10:12.832
6	1	2:00.813	46.945	40.143	33.725	193.8	12:11.466	6	1	2:01.120	46.626	40.659	33.835	181.8	12:13.952
7	1	2:09.032 P	46.190	40.618	42.224	200.3	14:20.498	7	1	2:01.623	46.530	40.757	34.336	180.9	14:15.575
8	1	3:19.204	2:04.136	40.950	34.118	100.4	17:39.702	8	1	2:01.808	46.664	40.889	34.255	178.2	16:17.383
9	1	2:04.928 P	46.097	39.593	39.238	197.0	19:44.630	9	1	2:07.097 P	46.682	40.924	39.491	165.6	18:24.480
10	2	3:11.282	2:00.144	38.289	32.849	98.0	22:55.912	10	2	3:33.099	2:17.665	41.329	34.105	87.5	21:57.579
11	2	1:55.050	44.422	38.225	32.403	201.4	24:50.962	11	2	2:02.362	46.513	41.515	34.334	180.6	23:59.941
12	2	1:54.711	44.464	38.049	32.198	204.5	26:45.673	12	2	2:01.907	46.724	40.910	34.273	182.4	26:01.848
13	2	1:54.348	44.252	38.122	31.974	206.8	28:40.021	13	2	2:02.255	47.109	41.190	33.956	168.4	28:04.103
14	2	1:54.699	44.159	37.988	32.552	204.5	30:34.720	14	2	2:02.361	46.900	41.492	33.969	171.1	30:06.464
15	2	1:54.648	44.401	37.771	32.476	207.6	32:29.368	15	2	2:01.192	46.476	40.816	33.900	178.8	32:07.656
16	2	1:54.300	44.215	37.718	32.367	206.1	34:23.668	16	2	2:02.699	46.659	41.163	34.877	178.8	34:10.355
17	2	1:55.429	44.564	38.401	32.464	204.9	36:19.097	17	2	2:02.027	46.735	41.290	34.002	177.0	36:12.382
18	2	1:54.895	44.520	37.859	32.516	204.1	38:13.992	18	2	2:02.604	46.812	41.116	34.676	169.0	38:14.986
19	2	1:54.588	44.401	37.872	32.315	200.3	40:08.580	19	2	2:02.020	46.824	41.073	34.123	174.1	40:17.006
20	2	1:54.966	44.430	38.127	32.409	203.7	42:03.546	20	2	2:23.039 P	52.779	44.943	45.317	130.2	42:40.045

30

Luis Delso Heras

BMW 635 CSI 6.3

47

Diogo Cavaco

BMW E36

T MAX

Carlos de Miguel Egea

Clasicos Madrid

GT COPA

Bernardo Almeida

Diogo / Bernardo

Lap	D	Time	Sector 1	Sector 2	Sector 3	T. Spd	Elapsed	Lap	D	Time	Sector 1	Sector 2	Sector 3	T. Spd	Elapsed
1	1	2:31.881	1:17.412	40.600	33.869	101.9	2:31.881	1	1	2:34.055	1:17.900	42.005	34.150	74.2	2:34.055
2	1	1:59.033	45.460	39.382	34.191	171.1	4:30.914	2	1	2:00.268	45.879	40.413	33.976	188.1	4:34.323
3	1	1:59.634	45.580	39.629	34.425	179.7	6:30.548	3	1	2:01.675	46.289	40.849	34.537	181.2	6:35.998
4	1	1:58.710	45.568	39.385	33.757	178.8	8:29.258	4	1	2:01.141	46.184	40.790	34.167	183.3	8:37.139
5	1	2:00.271	45.268	39.763	35.240	189.4	10:29.529	5	1	2:00.597	46.168	40.452	33.977	185.2	10:37.736
6	1	2:00.005	46.628	39.349	34.028	184.3	12:29.534	6	1	1:59.592	45.561	40.082	33.949	185.2	12:37.328
7	1	1:59.674	45.759	40.181	33.734	192.5	14:29.208	7	1	2:02.333	45.871	41.110	35.352	192.1	14:39.661
8	1	1:59.661	46.136	39.793	33.732	180.0	16:28.869	8	1	1:59.677	45.491	40.158	34.028	189.8	16:39.338
9	1	2:07.132 P	45.491	39.691	41.950	189.4	18:36.001	9	1	2:01.767	47.029	40.590	34.148	193.5	18:41.105
10	1	2:17.203 P						10	1	2:17.203 P	46.608	46.554	44.041	189.8	20:58.308
11	2							11	2		3:24.040	43.471		79.5	

50

Javier Basagoiti Miranda

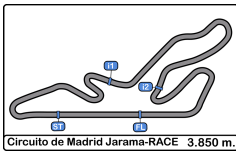
Volkswagen Golf MKI

GR2

Escuderia Madrid Historico

Lap	D	Time	Sector 1	Sector 2	Sector 3	T. Spd	Elapsed
1	1	2:48.506	1:21.173	48.342	38.991	69.4	2:48.506
2	1	2:20.771	53.819	48.454	38.498	145.3	5:09.277
3	1	3:07.363 P	52.680	1:10.802	1:03.881	145.3	8:16.640
4	1	4:00.651	2:34.528	47.672	38.451	50.4	12:17.291
5	1	2:19.993	52.902	48.766	38.325	147.3	14:37.284
6	1	2:18.729	52.907	47.617	38.205	143.8	16:56.013
7	1	2:18.463	52.698	47.382	38.383	146.5	19:14.476
8	1	2:29.180 P	55.891	47.624	45.665	141.1	21:43.656
9	1	3:49.607	2:23.966	47.762	37.879	72.1	25:33.263
10	1	2:18.318	52.375	47.424	38.519	146.7	27:51.581
11	1	2:27.493	54.764	51.566	41.163	140.4	30:19.074
12	1	2:28.912	56.776	51.464	40.672	122.5	32:47.986
13	1	2:26.311	54.763	50.926	40.622	139.3	35:14.297
14	1	2:27.287	55.926	51.378	39.983	136.5	37:41.584
15	1	2:25.818	55.289	50.273	40.256	130.1	40:07.402
16	1	2:27.113	55.471	50.243	41.399	134.1	42:34.515





Circuito de Madrid Jarama - RACE

Carrera de los 80s

Race - 1

Tiempos Por Vuelta



98

César Freitas

BMW 323

GR2

RP Motorsport

Lap	D	Time	Sector 1	Sector 2	Sector 3	T. Spd	Elapsed
1		2:40.511	1:17.007	46.587	36.917	69.6	2:40.511
2		2:07.565	48.289	43.747	35.529	156.5	4:48.076
3		2:10.272	48.714	44.631	36.927	149.7	6:58.348
4		2:11.535	49.009	45.752	36.774	156.0	9:09.883
5		2:18.920	49.009	48.256	41.655	148.7	11:28.803
6		3:05.888 P	1:07.426	1:01.802	56.660	93.9	14:34.691

240

Víctor Rodríguez-Rey Barral

Renault Clio 16v

T 2000

Javier Rodríguez-Rey

RRB Competicion

Lap	D	Time	Sector 1	Sector 2	Sector 3	T. Spd	Elapsed
1	1	2:15.000	1:04.536	38.063	32.401	92.4	2:15.000
2	1	1:53.774	43.668	37.917	32.189	200.3	4:08.774
3	1	1:54.935	44.347	38.086	32.502	200.7	6:03.709
4	1	1:55.725	44.877	38.617	32.231	196.3	7:59.434
5	1	1:54.215	44.140	37.803	32.272	199.6	9:53.649
6	1	1:55.841	44.392	38.721	32.728	198.8	11:49.490
7	1	1:55.867	44.454	38.557	32.856	198.5	13:45.357
8	1	1:55.662	44.523	38.231	32.908	198.5	15:41.019
9	1	2:01.936 P	44.458	38.564	38.914	197.4	17:42.955
10	2	3:21.964	2:10.042	39.183	32.739	97.6	21:04.919
11	2	1:56.248	45.109	38.418	32.721	195.2	23:01.167
12	2	1:57.198	44.767	38.964	33.467	193.8	24:58.365
13	2	1:57.115	44.950	39.313	32.852	187.8	26:55.480
14	2	1:56.236	44.859	38.882	32.495	181.2	28:51.716
15	2	1:56.159	44.982	38.661	32.516	190.4	30:47.875
16	2	1:56.143	44.487	38.910	32.746	193.5	32:44.018
17	2	1:55.941	44.761	38.321	32.859	186.2	34:39.959
18	2	1:59.038	45.926	40.054	33.058	187.1	36:38.997
19	2	1:58.866	45.306	39.838	33.722	192.8	38:37.863
20	2	2:01.096	46.563	40.047	34.486	173.0	40:38.959

503

Guillermo Velasco Baisse

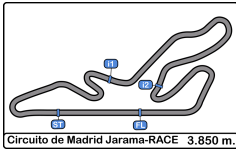
Datsun 1200

GR1/N

Eficar Team

Lap	D	Time	Sector 1	Sector 2	Sector 3	T. Spd	Elapsed
1		2:47.804	1:13.358	52.561	41.885	65.6	2:47.804
2		2:30.616	57.278	51.279	42.059	130.9	5:18.420
3		2:32.554	57.574	52.791	42.189	138.1	7:50.974
4		2:31.338	58.205	51.343	41.790	136.0	10:22.312
5		2:31.942	57.913	51.840	42.189	136.7	12:54.254
6		2:31.387	57.920	51.547	41.920	137.4	15:25.641
7		2:39.144 P	57.391	51.506	50.247	137.4	18:04.785
8		4:00.005	2:26.394	51.742	41.869	76.3	22:04.790
9		2:30.138	56.367	51.621	42.150	138.4	24:34.928
10		2:30.679	57.231	51.375	42.073	131.8	27:05.607
11		2:29.211	56.566	50.839	41.806	137.2	29:34.818
12		2:27.191	55.724	50.839	40.628	139.7	32:02.009
13		2:27.648	56.348	50.592	40.708	138.9	34:29.657
14		2:28.310	56.364	51.481	40.465	138.2	36:57.967
15		2:27.611	56.407	50.572	40.632	135.6	39:25.578
16		2:26.942	55.771	50.689	40.482	134.6	41:52.520





Circuito de Madrid Jarama - RACE

Carrera de los 80s

Race - 1

Análisis



Circuito de Madrid Jarama-RACE 3.850 m.

Num	Lap Time	Gap
Lap 1		
27	2:06.662	
35	2:06.938	00.276
20	2:10.249	03.587
240	2:15.000	08.338
14	2:16.496	09.834
7	2:16.529	09.867
18	2:29.761	23.099
30	2:31.881	25.219
47	2:34.055	27.393
98	2:40.511	33.849
503	2:47.804	41.142
50	2:48.506	41.844
Num	Lap Time	Gap
Lap 2		
27	2:00.096	
35	2:00.464	00.644
240	1:53.774	02.016
7	1:53.344	03.115
14	1:56.626	06.364
20	2:04.855	08.346
30	1:59.033	24.156
47	2:00.268	27.565
98	2:07.565	41.318
18	2:22.555	45.558
50	2:20.771	1:02.519
503	2:30.616	1:11.662
Num	Lap Time	Gap
Lap 3		
240	1:54.935	
7	1:54.927	01.091
27	2:02.434	05.483
14	1:56.532	05.945
35	2:03.214	06.907
20	2:04.058	15.453
30	1:59.634	26.839
47	2:01.675	32.289
98	2:10.272	54.639
18	2:21.201	1:09.808
503	2:32.554	1:47.265
Num	Lap Time	Gap
Lap 4		
7	1:54.609	
240	1:55.725	00.025
14	1:56.455	06.700
27	2:01.526	11.309
35	2:00.878	12.085
50	3:07.363	1 Lap
20	2:03.547	23.300
30	1:58.710	29.849
47	2:01.141	37.730
98	2:11.535	1:10.474
18	2:19.758	1:33.866
Num	Lap Time	Gap
Lap 5		
7	1:51.768	

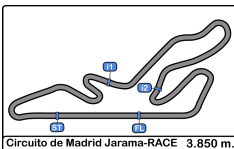
Num	Lap Time	Gap
240	1:54.215	02.472
14	1:57.694	12.626
27	1:59.935	19.476
35	2:01.338	21.655
503	2:31.338	1 Lap
30	2:00.271	38.352
47	2:00.597	46.559
98	2:18.920	1:37.626
20	3:20.290	1:51.822
Num	Lap Time	Gap
Lap 6		
7	1:52.390	
240	1:55.841	05.923
18	2:19.908	1 Lap
14	1:57.785	18.021
27	2:00.813	27.899
35	2:01.120	30.385
50	4:00.651	2 Laps
30	2:00.005	45.967
47	1:59.592	53.761
503	2:31.942	1 Lap
Num	Lap Time	Gap
Lap 7		
7	1:53.578	
240	1:55.867	08.212
14	1:57.291	21.734
35	2:01.623	38.430
18	2:22.517	1 Lap
27	2:09.032	43.353
30	1:59.674	52.063
98	3:05.888	1 Lap
50	2:19.993	2 Laps
47	2:02.333	1:02.516
20	3:28.128	1 Lap
503	2:31.387	1 Lap
Num	Lap Time	Gap
Lap 8		
7	1:52.049	
240	1:55.662	11.825
14	1:57.339	27.024
35	2:01.808	48.189
30	1:59.661	59.675
18	2:20.102	1 Lap
47	1:59.677	1:10.144
50	2:18.729	2 Laps
Num	Lap Time	Gap
Lap 9		
7	1:52.908	
20	2:12.323	2 Laps
27	3:19.204	1 Lap
240	2:01.936	20.853
14	1:57.451	31.567
503	2:39.144	2 Laps
35	2:07.097	1:02.378
30	2:07.132	1:13.899
47	2:01.767	1:19.003

Num	Lap Time	Gap
18	2:29.296	1 Lap
50	2:18.463	2 Laps
Num	Lap Time	Gap
Lap 10		
7	1:53.227	
27	2:04.928	1 Lap
14	2:04.123	42.463
20	3:29.650	2 Laps
47	2:17.203	1:42.979
240	3:21.964	1:49.590
Num	Lap Time	Gap
Lap 11		
7	2:00.925	
50	2:29.180	3 Laps
35	3:33.099	1 Lap
503	4:00.005	3 Laps
27	3:11.282	1 Lap
20	2:03.522	2 Laps
18	3:53.789	2 Laps
240	1:56.248	1:44.913
14	3:27.756	2:09.294
35	2:02.362	2:43.687
503	2:30.138	2 Laps
Num	Lap Time	Gap
Lap 12		
7	3:22.794	
27	1:55.050	1 Lap
240	1:57.198	19.317
14	1:57.863	44.363
18	2:28.754	2 Laps
20	2:34.467	2 Laps
50	3:49.607	3 Laps
35	2:01.907	1:22.800
Num	Lap Time	Gap
Lap 13		
7	1:59.018	
27	1:54.711	1 Lap
240	1:57.115	17.414
503	2:30.679	3 Laps
14	1:57.845	43.190
20	2:05.417	2 Laps
18	2:23.832	2 Laps
50	2:18.318	3 Laps
35	2:02.255	1:26.037
Num	Lap Time	Gap
Lap 14		
7	1:59.125	
27	1:54.348	1 Lap
240	1:56.236	14.525
14	1:57.531	41.596
503	2:29.211	3 Laps
20	2:03.470	2 Laps
35	2:02.361	1:29.273
50	2:27.493	3 Laps
18	2:34.068	2 Laps

Num	Lap Time	Gap
27	1:54.699	1:57.529
Num	Lap Time	Gap
Lap 15		
7	1:58.315	
240	1:56.159	12.369
14	1:57.047	40.328
20	2:02.782	2 Laps
503	2:27.191	3 Laps
35	2:01.192	1:32.150
27	1:54.648	1:53.862
Num	Lap Time	Gap
Lap 16		
7	1:59.315	
240	1:56.143	09.197
50	2:28.912	4 Laps
18	2:41.032	3 Laps
14	1:57.163	38.176
20	2:19.707	2 Laps
35	2:02.699	1:35.534
27	1:54.300	1:48.847
503	2:27.648	3 Laps
Num	Lap Time	Gap
Lap 17		
7	1:57.755	
240	1:55.941	07.383
14	1:56.764	37.185
50	2:26.311	4 Laps
20	2:04.442	2 Laps
35	2:02.027	1:39.806
27	1:55.429	1:46.521
Num	Lap Time	Gap
Lap 18		
7	1:56.484	
240	1:59.038	09.937
503	2:28.310	4 Laps
14	1:57.147	37.848
50	2:27.287	4 Laps
27	1:54.895	1:44.932
35	2:02.604	1:45.926
Num	Lap Time	Gap
Lap 19		
7	1:57.107	
20	2:22.853	3 Laps
240	1:58.866	11.696
14	1:56.916	37.657
503	2:27.611	4 Laps
50	2:25.818	4 Laps
27	1:54.588	1:42.413
35	2:02.020	1:50.839
Num	Lap Time	Gap
Lap 20		
7	1:56.789	
20	2:05.077	3 Laps
240	2:01.096	16.003
14	1:57.098	37.966

Num	Lap Time	Gap
503	2:26.942	4 Laps
27	1:54.966	1:40.590
50	2:27.113	4 Laps
35	2:23.039	2:17.089





Circuito de Madrid Jarama - RACE

Carrera de los 80s

Race - 1

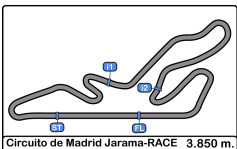
Mejores Sectores

Circuito de Madrid Jarama-RACE 3.850 m.



Sector - 1		Sector - 2		Sector - 3		Ideal Lap vs Best Lap					
Clas	Nº Driver	Time	Nº Driver	Time	Nº Driver	Time	Clas	Nº Driver	Ideal Lap	Best Lap	Clas
1	7 Lima - Lima - Paradela	42.740	7 Lima - Lima - Paradela	37.180	7 Lima - Lima - Paradela	31.510	1	7 Lima - Lima - Paradela	1:51.430	1:51.768	1
2	240 Rodriguez-Rey Barral - Rodriguez-	43.668	27 Gonzalez-Anleo - Lopez Atienza	37.718	27 Gonzalez-Anleo - Lopez Atienza	31.974	2	240 Rodriguez-Rey Barral - Rodriguez-	1:53.660	1:53.774	2
3	27 Gonzalez-Anleo - Lopez Atienza	44.159	240 Rodriguez-Rey Barral - Rodriguez-	37.803	240 Rodriguez-Rey Barral - Rodriguez-	32.189	3	27 Gonzalez-Anleo - Lopez Atienza	1:53.851	1:54.300	3
4	14 Ricardo Pereira	44.425	14 Ricardo Pereira	38.689	14 Ricardo Pereira	32.764	4	14 Ricardo Pereira	1:55.878	1:56.455	4
5	30 Delso Heras - de Miguel Egea	45.268	30 Delso Heras - de Miguel Egea	39.349	35 Teo Antonio Pérez Palomo	33.559	5	30 Delso Heras - de Miguel Egea	1:58.349	1:58.710	5
6	47 Cavaco - Almeida	45.491	47 Cavaco - Almeida	40.082	30 Delso Heras - de Miguel Egea	33.732	6	47 Cavaco - Almeida	1:59.522	1:59.592	6
7	35 Teo Antonio Pérez Palomo	46.449	35 Teo Antonio Pérez Palomo	40.456	47 Cavaco - Almeida	33.949	7	35 Teo Antonio Pérez Palomo	2:00.464	2:00.464	7
8	20 Alonso Catalá - Fernandez Alfaro	46.943	20 Alonso Catalá - Fernandez Alfaro	41.223	20 Alonso Catalá - Fernandez Alfaro	34.485	8	20 Alonso Catalá - Fernandez Alfaro	2:02.651	2:02.782	8
9	98 César Freitas	48.289	98 César Freitas	43.747	98 César Freitas	35.529	9	98 César Freitas	2:07.565	2:07.565	9
10	50 Javier Basagoiti Miranda	52.375	18 Gómez Bancalero - Gómez	47.243	50 Javier Basagoiti Miranda	37.879	10	50 Javier Basagoiti Miranda	2:17.636	2:18.318	10
11	18 Gómez Bancalero - Gómez	52.990	50 Javier Basagoiti Miranda	47.382	18 Gómez Bancalero - Gómez	38.656	11	18 Gómez Bancalero - Gómez	2:18.889	2:19.758	11
12	503 Guillermo Velasco Baisse	55.724	503 Guillermo Velasco Baisse	50.572	503 Guillermo Velasco Baisse	40.465	12	503 Guillermo Velasco Baisse	2:26.761	2:26.942	12





Circuito de Madrid Jarama - RACE

Carrera de los 80s

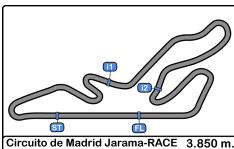
Race - 1

Secuencia Líder



Nº	Team	Driver - 1	Driver - 2	Vehicle	Cat	Start Lap	End Lap	Laps	Total Laps
27	Lucas Gonzalez-Anleo	<u>Lucas Gonzalez-Anleo</u>	Jorge Lopez Atienza	Porsche 968 CS	GT COPA	1	2	2	2
240	Eficar Team	<u>Victor Rodriguez-Rey Barral</u>	Javier Rodriguez-Rey Barral	Renault Clio 16v	T 2000	3	3	1	1
7	Paulo Lima	<u>Paulo Lima</u>	Bruno Lima	BMW E30 M3	T MAX	4	20	17	17





Circuito de Madrid Jarama - RACE

Carrera de los 80s

Race - 1

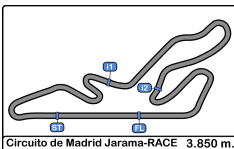
5 Mejores Tiempos



Circuito de Madrid Jarama-RACE 3.850 m.

Cl	Nº Team	Driver - 1	Driver - 2	Vehicle	Cat	Cl	Best 1		Best 2		Best 3		Best 4		Best 5	
							Time	Lap	Time	Lap	Time	Lap	Time	Lap	Time	Lap
1	7 Paulo Lima	<u>Paulo Lima</u>	Bruno Lima	BMW E30 M3	T MAX	1	1:51.768	5	1:52.049	8	1:52.390	6	1:52.908	9	1:53.227	10
2	240 Eficar Team	<u>Victor Rodriguez-Rey Barral</u>	Javier Rodriguez-Rey Barral	Renault Clio 16v	T 2000	1	1:53.774	2	1:54.215	5	1:54.935	3	1:55.662	8	1:55.725	4
3	27 Lucas Gonzalez-Anleo	<u>Lucas Gonzalez-Anleo</u>	Jorge Lopez Atienza	Porsche 968 CS	GT COPA	1	1:54.300	16	1:54.348	13	1:54.588	19	1:54.648	15	1:54.699	14
4	14 Ricardo Pereira	Ricardo Pereira		Ford Escort RS2000	GR1/N	1	1:56.455	4	1:56.532	3	1:56.626	2	1:56.764	17	1:56.916	19
5	30 AECD	<u>Luis Delso Heras</u>	Carlos de Miguel Egea	BMW 635 CSI 6.3	T MAX	2	1:58.710	4	1:59.033	2	1:59.634	3	1:59.661	8	1:59.674	7
6	47 Diogo Cavaco	<u>Diogo Cavaco</u>	Bernardo Almeida	BMW E36	GT COPA	2	1:59.592	6	1:59.677	8	2:00.268	2	2:00.597	5	2:01.141	4
7	35 Eficar Team	Teo Antonio Pérez Palomo		BMW 325i E36	GT COPA	3	2:00.464	2	2:00.878	4	2:01.120	6	2:01.192	15	2:01.338	5
8	20 Eficar Team	<u>Gonzalo Alonso Catalá</u>	Andrea Fernandez Alfaro	Honda Civic	T 2000	2	2:02.782	13	2:03.470	12	2:03.522	9	2:03.547	4	2:04.058	3
9	98 César Freitas	César Freitas		BMW 323	GR2	1	2:07.565	2	2:10.272	3	2:11.535	4	2:18.920	5	2:40.511	1
10	50 Javier Basagoiti	Javier Basagoiti Miranda		Volkswagen Golf MKI	GR2	2	2:18.318	10	2:18.463	7	2:18.729	6	2:19.993	5	2:20.771	2
11	18 Manuel Gómez Bancalero	Manuel Gómez Bancalero	Alberto Gómez Blández	Datsun 1200	GR1/N	2	2:19.758	4	2:19.908	5	2:20.102	7	2:21.201	3	2:22.517	6
12	503 Eficar Team	Guillermo Velasco Baisse		Datsun 1200	GR1/N	3	2:26.942	16	2:27.191	12	2:27.611	15	2:27.648	13	2:28.310	14





Circuito de Madrid Jarama - RACE

Carrera de los 80s

Race - 1

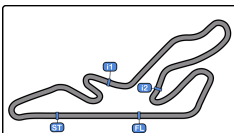
5 Mejores Velocidades



Circuito de Madrid Jarama-RACE 3.850 m.

Cl	Nº Team	Driver - 1	Driver - 2	Vehicle	Cat	Cl	Top 1		Top 2		Top 3		Top 4		Top 5		Avg
							Km/h	Lap	Km/h	Lap	Km/h	Lap	Km/h	Lap	Km/h	Lap	
1	27 Lucas Gonzalez-Anleo	<u>Lucas Gonzalez-Anleo</u>	Jorge Lopez Atienza	Porsche 968 CS	GT COPA	1	207.6	15	206.8	13	206.1	16	204.9	17	204.5	12	206.0
2	7 Paulo Lima	<u>Paulo Lima</u>	Bruno Lima	BMW E30 M3	T MAX	1	206.8	10	206.1	11	204.5	4	200.7	8	200.3	15	203.7
3	240 Eficar Team	<u>Victor Rodriguez-Rey Barral</u>	Javier Rodriguez-Rey Barral	Renault Clio 16v	T 2000	1	200.7	3	200.3	2	199.6	5	198.8	6	198.5	7	199.6
4	14 Ricardo Pereira	Ricardo Pereira		Ford Escort RS2000	GR1/N	1	193.5	3	193.5	9	192.5	7	191.4	12	191.1	17	192.4
5	47 Diogo Cavaco	<u>Diogo Cavaco</u>	Bernardo Almeida	BMW E36	GT COPA	2	193.5	9	192.1	7	189.8	8	189.8	10	188.1	2	190.6
6	30 AECD	<u>Luis Delso Heras</u>	Carlos de Miguel Egea	BMW 635 CSI 6.3	T MAX	2	192.5	7	189.4	5	189.4	9	184.3	6	180.0	8	187.1
7	35 Eficar Team	Teo Antonio Pérez Palomo		BMW 325i E36	GT COPA	3	187.5	3	185.8	5	185.2	2	184.3	4	182.4	12	185.0
8	20 Eficar Team	<u>Gonzalo Alonso Catalá</u>	Andrea Fernandez Alfaro	Honda Civic	T 2000	2	180.9	13	180.3	3	180.3	5	180.0	7	180.0	9	180.3
9	98 César Freitas	César Freitas		BMW 323	GR2	1	156.5	2	156.0	4	149.7	3	148.7	5	93.9	6	141.0
10	18 Manuel Gómez Bancalero	Manuel Gómez Bancalero	Alberto Gómez Blández	Datsun 1200	GR1/N	2	154.7	7	153.1	8	151.4	4	151.4	6	147.9	3	151.7
11	50 Javier Basagoiti	Javier Basagoiti Miranda		Volkswagen Golf MKI	GR2	2	147.3	5	146.7	10	146.5	7	145.3	2	145.3	3	146.2
12	503 Eficar Team	Guillermo Velasco Baisse		Datsun 1200	GR1/N	3	139.7	12	138.9	13	138.4	9	138.2	14	138.1	3	138.7





Circuito de Madrid Jarama - RACE

Carrera de los 80s

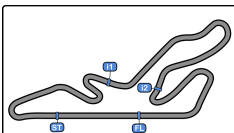
Race - 1

Secuencia Vueltas Rápidas



Lap	Day Time	Session Time	Nº Team	Driver - 1	Driver - 2	Vehicle	Cat	Time	Km/h
2	15:58:09.728	4:06.728	27 Lucas Gonzalez-Anleo	<u>Lucas Gonzalez-Anleo</u>	Jorge Lopez Atienza	Porsche 968 CS	GT COP	2:00.096	115.4
2	15:58:11.744	4:08.744	240 Eficar Team	<u>Victor Rodriguez-Rey Barral</u>	Javier Rodriguez-Rey Barral	Renault Clio 16v	T 2000	1:53.774	121.8
2	15:58:12.843	4:09.843	7 Paulo Lima	<u>Paulo Lima</u>	Bruno Lima	BMW E30 M3	T MAX	1:53.344	122.2
5	16:03:54.147	9:51.147	7 Paulo Lima	<u>Paulo Lima</u>	Bruno Lima	BMW E30 M3	T MAX	1:51.768	124.0





Circuito de Madrid Jarama - RACE

Carrera de los 80s

Race - 1

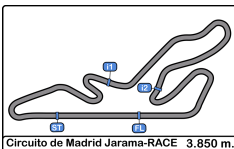
Mejor Máxima Velocidad del Evento

Circuito de Madrid Jarama-RACE 3.850 m.



Nº	Team	Driver - 1	Driver - 2	Vehicle	Cat	Km/h	Session
7	Paulo Lima	Paulo Lima	Bruno Lima	BMW E30 M3	T MAX	212.1	Qualifying
27	Lucas Gonzalez-Anleo	Lucas Gonzalez-Anleo	Jorge Lopez Atienza	Porsche 968 CS	GT COPA	207.6	Race - 1
240	Eficar Team	Victor Rodriguez-Rey Barral	Javier Rodriguez-Rey Barral	Renault Clio 16v	T 2000	201.4	Qualifying
14	Ricardo Pereira	Ricardo Pereira		Ford Escort RS2000	GR1/N	195.2	Qualifying
47	Diogo Cavaco	Diogo Cavaco	Bernardo Almeida	BMW E36	GT COPA	194.5	Qualifying
30	AECD	Luis Delso Heras	Carlos de Miguel Egea	BMW 635 CSI 6.3	T MAX	192.5	Race - 1
16	Damien Kohler	Damien Kohler		Ford GT40	GT COPA	188.4	Test Colectivo
35	Eficar Team	Teo Antonio Pérez Palomo		BMW 325i E36	GT COPA	187.5	Race - 1
223	Arlindo Beça	Arlindo Beça		Toyota Carina	T 2000	184.6	Qualifying
20	Eficar Team	Gonzalo Alonso Catalá	Andrea Fernandez Alfaro	Honda Civic	T 2000	184.3	Qualifying
98	César Freitas	César Freitas		BMW 323	GR2	156.5	Race - 1
18	Manuel Gómez Bancalero	Manuel Gómez Bancalero	Alberto Gómez Blández	Datsun 1200	GR1/N	156.2	Test Colectivo
50	Javier Basagoiti	Javier Basagoiti Miranda		Volkswagen Golf MK1	GR2	148.3	Qualifying
503	Eficar Team	Guillermo Velasco Baisse		Datsun 1200	GR1/N	140.0	Qualifying





Circuito de Madrid Jarama - RACE

Carrera de los 80s

Race - 1

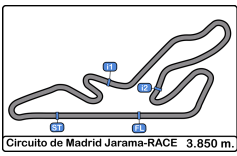
Cuentavueltas



LAP

Nr	Po	Grid	1	2	3	4	5	6	7	8	9	10	11	12	13	14	15	16	17	18	19	20
7	1	7	27	27	240	7	7	7	7	7	7	7	7	7	7	7	7	7	7	7	7	7
27	2	27	35	35	7	240	240	240	240	240	240	14	240	240	240	240	240	240	240	240	240	240
240	3	240	20	240	27	14	14	14	14	14	14	47	14	14	14	14	14	14	14	14	14	14
14	4	14	240	7	14	27	27	27	35	35	35	240	35	35	35	35	35	35	35	27	27	27
98	5	98	14	14	35	35	35	35	27	30	30	35	27	27	27	27	27	27	27	35	35	35
30	6	30	7	20	20	20	30	30	30	47	47	27	20	20	20	20	20	20	20			
35	7	35	18	30	30	30	47	47	47	27	27	18	18	18	18	503	503	503				
47	8	47	30	47	47	47	98	18	18	18	20	20	503	503	503	50	50	50				
20	9	20	47	98	98	98	20	98	20	20	18	503	50	50	50							
223	10	223	98	18	18	18	18	20	503	50	503	50										
50	11	50	503	50	503	503	503	503	50	503	50											
18	12	18	50	503	50	50	50	50														
503	13	503																				





Circuito de Madrid Jarama - RACE

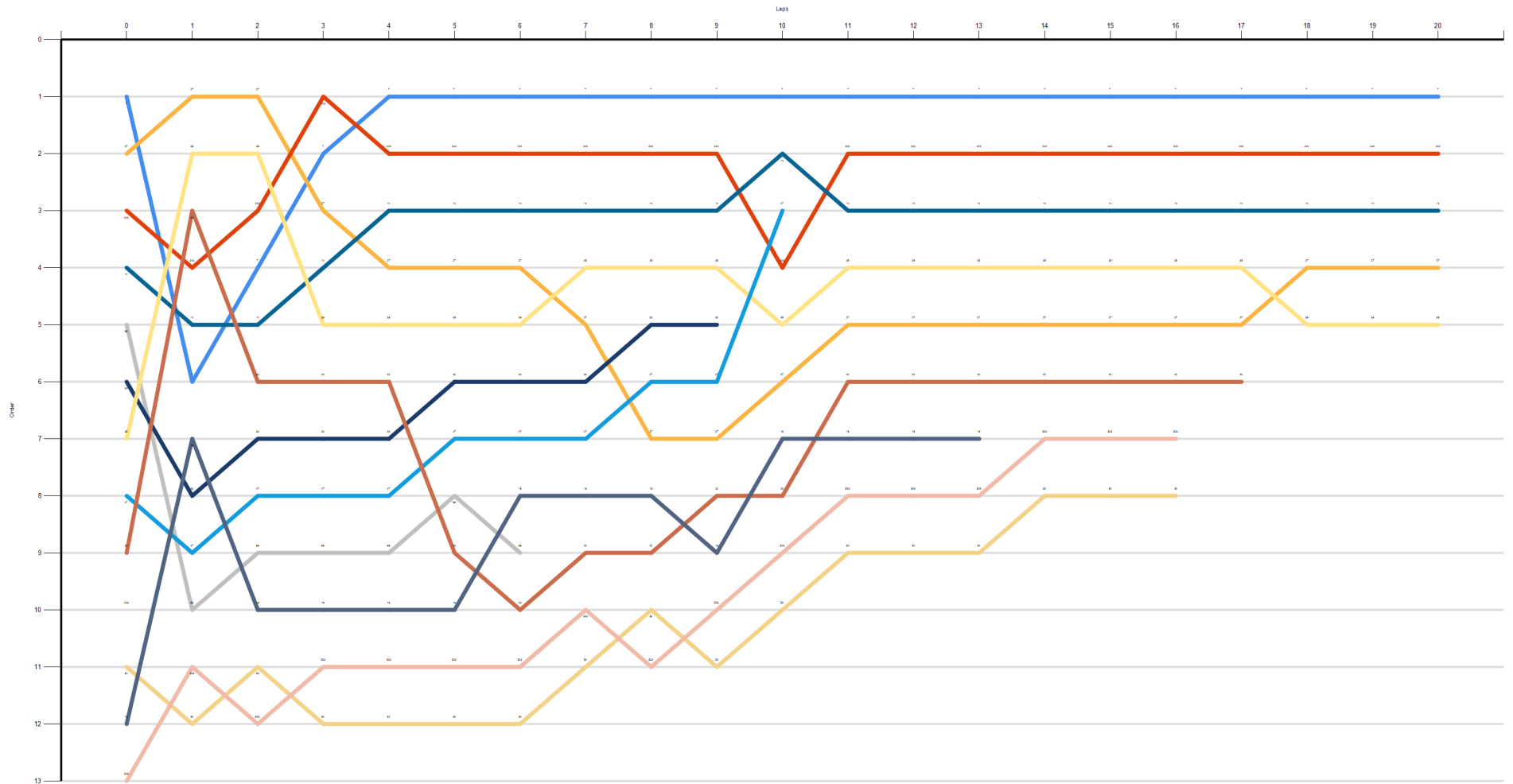
Carrera de los 80s

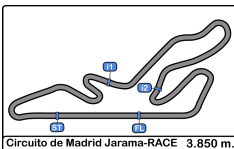
Race - 1

Cuentavueltas Gráfico



- 7
- 27
- 140
- 14
- 98
- 30
- 36
- 47
- 20
- 223
- 50
- 18
- 503





Circuito de Madrid Jarama - RACE

Carrera de los 80s

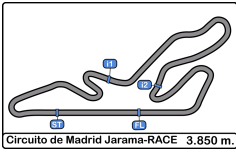
Race - 1

Tiempos Parada en Pit



Ord	Nr.	In Day Time	Team	Driver - 1	Driver - 2	Vehicle	Cat	In Time	Stop N°	Pit Time	Handicap	Diff.
1	20	16:11:23.869	Eficar Team	Gonzalo Alonso Catalá	Andrea Fernandez Alfaro	Honda Civic	T 200	17:20.899	1	1:32.026	1:24	
2	240	16:11:42.115	Eficar Team	Victor Rodriguez-Rey Barral	Javier Rodriguez-Rey Barral	Renault Clio 16v	T 200	17:39.145	1	1:31.736	1:24	
3	503	16:12:02.169	Eficar Team	Guillermo Velasco Baisse		Datsun 1200	GR1/	17:59.199	1	1:40.139	1:29	
4	35	16:12:24.276	Eficar Team	Teo Antonio Pérez Palomo		BMW 325i E36	GT C	18:21.306	1	1:37.231	1:29	
5	18	16:13:04.117	Manuel Gómez Bancalero	Manuel Gómez Bancalero	Alberto Gómez Blández	Datsun 1200	GR1/	19:01.147	1	1:40.471	1:24	
6	27	16:13:44.663	Lucas Gonzalez-Anleo	Lucas Gonzalez-Anleo	Jorge Lopez Atienza	Porsche 968 CS	GT C	19:41.693	2	1:21.886	1:24	-2.114
7	14	16:13:56.964	Ricardo Pereira	Ricardo Pereira		Ford Escort RS2000	GR1/	19:53.994	1	1:37.404	1:29	
8	47	16:14:57.483	Diogo Cavaco	Diogo Cavaco	Bernardo Almeida	BMW E36	GT C	20:54.513	1	2:41.584	1:24	
9	7	16:15:14.265	Paulo Lima	Paulo Lima	Bruno Lima	BMW E30 M3	T MA	21:11.295	1	1:28.571	1:24	
10	50	16:15:43.079	Javier Basagoiti	Javier Basagoiti Miranda		Volkswagen Golf MKI	GR2	21:40.109	2	1:39.057	1:29	





Circuito de Madrid Jarama - RACE

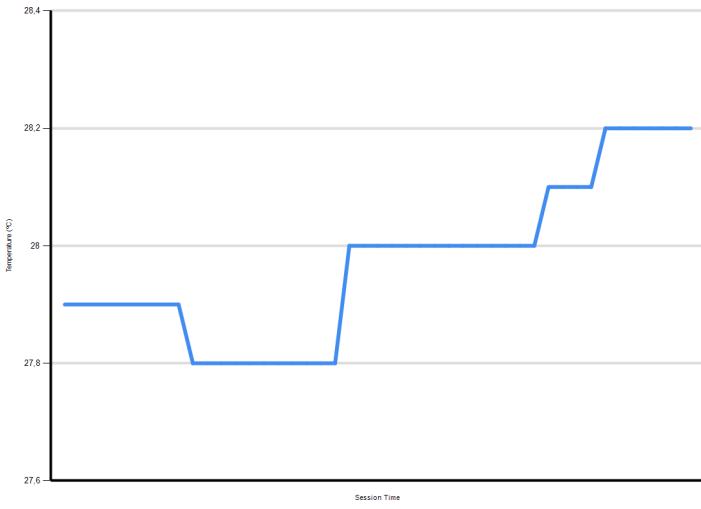
Carrera de los 80s

Race - 1

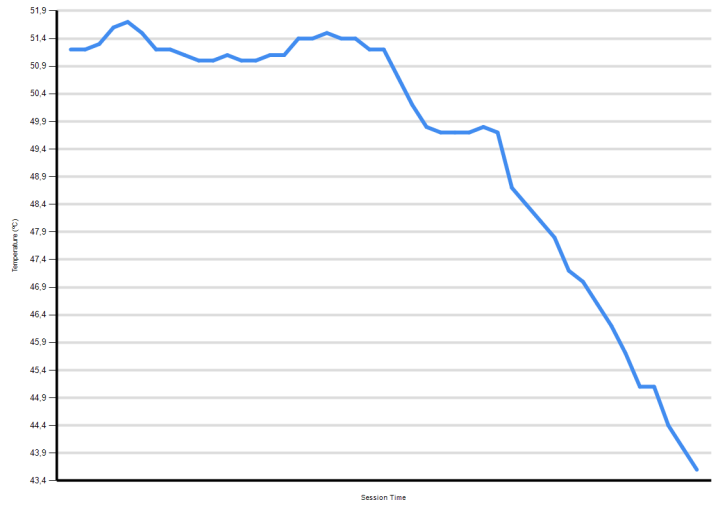
Informe Meteorológico



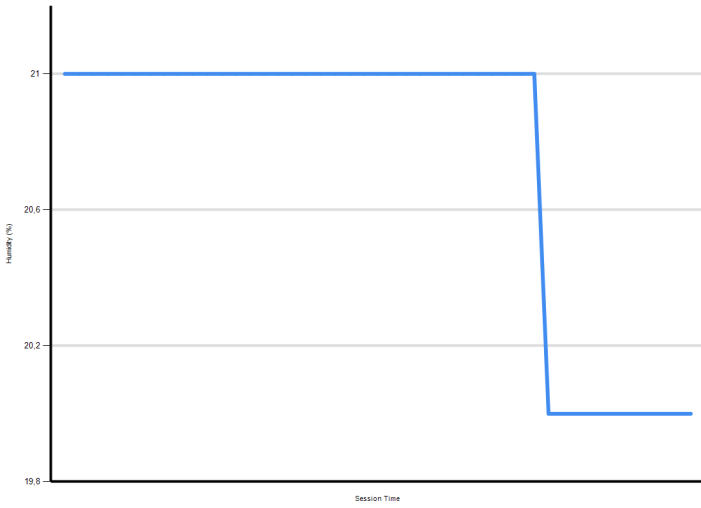
Air Temperature



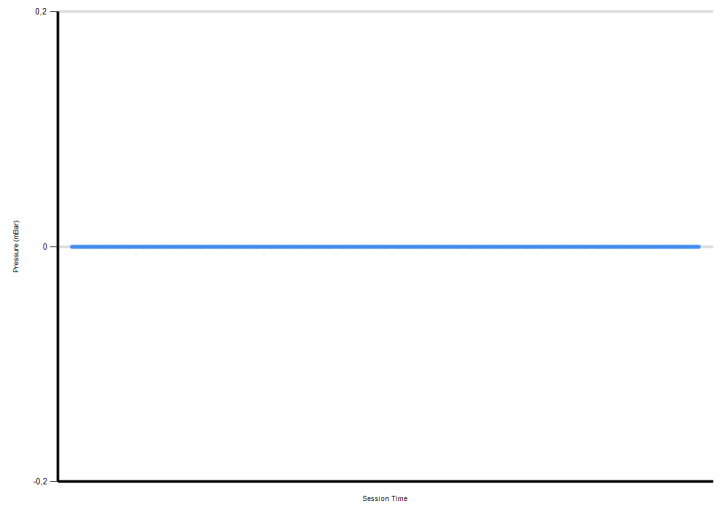
Track Temperature



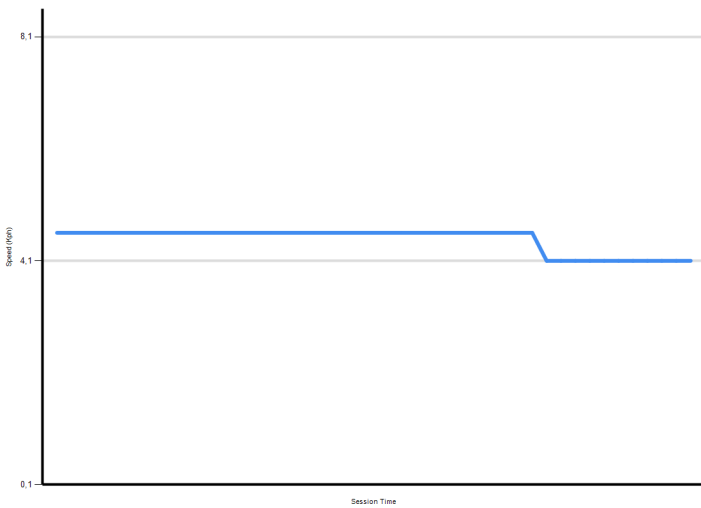
Humidity



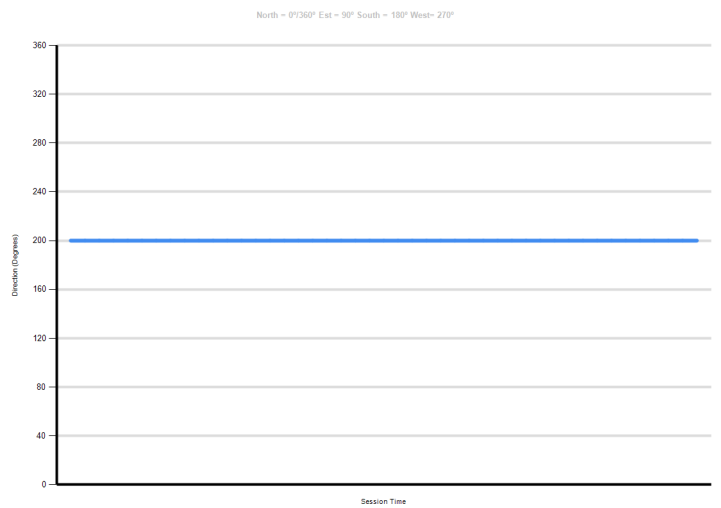
Pressure

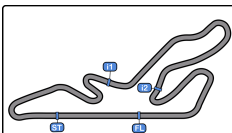


Wind Speed



Wind direction





Circuito de Madrid Jarama - RACE

Carrera de los 80s

Race - 1

Resultados Finales



Cls	Nº	Team	Driver - 1	Driver - 2	Vehicle	Cat	Cl	Laps	Total Time	Gap	Interval	Km/h	Best	Time	Km/h
1	7	Paulo Lima	Paulo Lima	Bruno Lima	BMW E30 M3	T MAX	1	20	40:22.956			114.4	5	1:51.768	124.0
2	240	Eficar Team	Victor Rodriguez-Rey Barral	Javier Rodriguez-Rey Barral	Renault Clio 16v	T 2000	1	20	40:38.959	16.003	16.003	113.6	2	1:53.774	121.8
3	14	Ricardo Pereira	Ricardo Pereira		Ford Escort RS2000	GR1/N	1	20	41:00.922	37.966	21.963	112.6	4	1:56.455	119.0
4	27	Lucas Gonzalez-Anleo	Lucas Gonzalez-Anleo	Jorge Lopez Atienza	Porsche 968 CS	GT COPA	1	20	42:03.546	1:40.590	1:02.624	109.8	16	1:54.300	121.2
5	35	Eficar Team	Teo Antonio Pérez Palomo		BMW 325i E36	GT COPA	2	20	42:40.045	2:17.089	36.499	108.2	2	2:00.464	115.0
6	20	Eficar Team	Gonzalo Alonso Catalá	Andrea Fernandez Alfaro	Honda Civic	T 2000	2	17	40:34.837	3 Vtas.	3 Vtas.	96.7	13	2:02.782	112.8
7	503	Eficar Team	Guillermo Velasco Baisse		Datsun 1200	GR1/N	2	16	41:52.520	4 Vtas.	1 Vta.	88.2	16	2:26.942	94.3
8	50	Javier Basagoiti	Javier Basagoiti Miranda		Volkswagen Golf MKI	GR2	1	16	42:34.515	4 Vtas.		41.995	10	2:18.318	100.2

No clasificados: (Requerimientos: Ver Bandera a Cuadros)

18	Manuel Gómez Bancalero	Manuel Gómez Bancalero	Alberto Gómez Blández	Datsun 1200	GR1/N	3	13	33:06.573	7 Vtas.	3 Vtas.	90.6	4	2:19.758	99.1
47	Diogo Cavaco	Diogo Cavaco	Bernardo Almeida	BMW E36	GT COPA	3	10	20:58.308	10 Vtas.	3 Vtas.	110.1	6	1:59.592	115.8
30	AECD	Luis Delso Heras	Carlos de Miguel Egea	BMW 635 CSI 6.3	T MAX	2	9	18:36.001	11 Vtas.	1 Vta.	111.7	4	1:58.710	116.7
98	César Freitas	César Freitas		BMW 323	GR2	2	6	14:34.691	14 Vtas.	3 Vtas.	95.0	2	2:07.565	108.6
223	Arlindo Beça	Arlindo Beça		Toyota Carina	T 2000	3								

Vta. Rápida Lima - Lima - Paradela en 1:51.768 a 124.0 Km/h en la vta. 5

Published at:.....

Track Temp: **43.6 °C** Air Temp: **28.2 °C** Humidity: **20 %** Track Status: **SECA**

Stewards:

Rubén COLLAR

Francisco ANTÓN

José I. TAMAYO

CD-1548-ESP/M

CD-0824-ESP/M

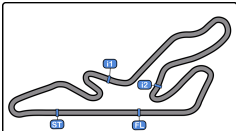
CD-0546-ESP/M

Timekeeper:

Maria.Jesús GAMAZO

JOB-0499-ESP/M





Circuito de Madrid Jarama - RACE

Carrera de los 80s

Race - 2

Parrilla de Salida



Circuito de Madrid Jarama-RACE 3.850 m.

13	503	Guillermo Velasco Baisse	2:28.509
----	-----	--------------------------	----------

.7.

11	50	Javier Basagoiti Miranda	2:16.350
----	----	--------------------------	----------

.6.

2:18.785	Gómez Bancalero - Gómez Bl	18	12
----------	----------------------------	----	----

9	20	Gonzalo Alonso Catalá	2:00.806
---	----	-----------------------	----------

.5.

2:07.226	Arlindo Beça	223	10
----------	--------------	-----	----

7	35	Teo Antonio Pérez Palomo	1:59.823
---	----	--------------------------	----------

.4.

1:59.842	Diogo Cavaco	47	8
----------	--------------	----	---

5	98	César Freitas	1:57.202
---	----	---------------	----------

.3.

1:58.862	Luis Delso Heras	30	6
----------	------------------	----	---

3	240	Victor Rodriguez-Rey Barral	1:54.296
---	-----	-----------------------------	----------

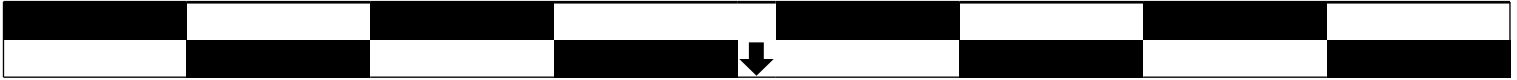
.2.

1:56.061	Ricardo Pereira	14	4
----------	-----------------	----	---

1	7	Paulo Lima	1:52.375
---	---	------------	----------

.1.

1:52.827	Lucas Gonzalez-Anleo	27	2
----------	----------------------	----	---

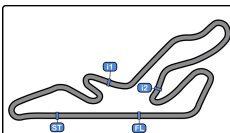


Pole

Published at:.....

Stewards:	Rubén COLLAR	Francisco ANTÓN	José I. TAMAYO	Timekeeper: María Jesús GAMAZO JÓB-0499-ESP/M
	CD-1548-ESP/M	CD-0824-ESP/M	CD-0546-ESP/M	





Circuito de Madrid Jarama - RACE

Carrera de los 80s

Race - 2

Resultados Provisionales



Circuito de Madrid Jarama-RACE 3.850 m.

Cls	Nº	Team	Driver - 1	Driver - 2	Vehicle	Cat	Cl	Laps	Total Time	Gap	Interval	Km/h	Best	Time	Km/h
1	7	Paulo Lima	Paulo Lima	Bruno Lima	BMW E30 M3	T MAX	1	21	41:43.363			116.2	6	1:50.504	125.4
2	240	Eficar Team	Victor Rodriguez-Rey Barral	Javier Rodriguez-Rey Barral	Renault Clio 16v	T 2000	1	21	41:45.056	1.693	1.693	116.1	2	1:53.769	121.8
3	35	Eficar Team	Teo Antonio Pérez Palomo		BMW 325i E36	GT COPA	1	20	41:59.925	1 Vta.	1 Vta.	110.0	4	2:00.140	115.3
4	47	Diogo Cavaco	Diogo Cavaco	Bernardo Almeida	BMW E36	GT COPA	2	20	42:12.138	1 Vta.	12.213	109.4	3	1:58.955	116.5
5	30	AECD	Luis Delso Heras	Carlos de Miguel Egea	BMW 635 CSI 6.3	T MAX	2	20	43:02.997	1 Vta.	50.859	107.3	20	1:58.706	116.7
6	20	Eficar Team	Gonzalo Alonso Catalá	Andrea Fernandez Alfaro	Honda Civic	T 2000	2	19	41:51.891	2 Vtas.	1 Vta.	104.8	14	2:04.425	111.3
7	18	Manuel Gómez Bancalero	Manuel Gómez Bancalero	Alberto Gómez Blández	Datsun 1200	GR1/N	1	17	42:02.348	4 Vtas.	2 Vtas.	93.4	13	2:17.974	100.4
8	503	Eficar Team	Guillermo Velasco Baisse		Datsun 1200	GR1/N	2	17	43:33.438	4 Vtas.	1:31.090	90.1	6	2:26.506	94.6
Not classified: (Requirements: View chequered flag)															
14		Ricardo Pereira	Ricardo Pereira		Ford Escort RS2000	GR1/N	3	19	38:28.779	2 Vtas.	-2 Vtas.	114.0	3	1:54.726	120.8
27		Lucas Gonzalez-Anleo	Lucas Gonzalez-Anleo	Jorge Lopez Atienza	Porsche 968 CS	GT COPA	3	16	32:46.989	5 Vtas.	3 Vtas.	112.7	13	1:52.630	123.0
98		César Freitas	César Freitas		BMW 323	GR2	1	3	8:04.389	18 Vtas.	13 Vtas.	85.8	1	2:14.145	103.3
50		Javier Basagoiti	Javier Basagoiti Miranda		Volkswagen Golf MKI	GR2	2	3	14:26.428	18 Vtas.	6:22.039	47.9	2	2:17.697	100.6

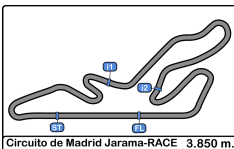
Vta. Rápida Lima - Lima - Paradela en 1:50.504 a 125.4 Km/h en la vta. 6

Published at:.....

Track Temp: 37.2 °C Air Temp: 22.7 °C Humidity: 33 % Track Status: SECA

Race Director:	Ramiro BRITO DCI PT24/0086	Timekeeper:	Maria.Jesús GAMAZO JOB-0499-ESP/M
-----------------------	-------------------------------	--------------------	--





Circuito de Madrid Jarama - RACE
Carrera de los 80s
Race - 2
Resultados Provisionales por Categoría



T MAX															
Cls	Nº	Team	Driver - 1	Driver - 2	Vehicle	Cat	Cl	Laps	Total Time	Gap	Interval	Km/h	Best	Time	Km/h
1	7	Paulo Lima	Paulo Lima	Bruno Lima	BMW E30 M3	T MAX	1	21	41:43.363			116.2	6	1:50.504	125.4
2	30	AECD	Luis Delso Heras	Carlos de Miquel Egea	BMW 635 CSI 6.3	T MAX	2	20	43:02.997	1 Vta.	1 Vta.	107.3	20	1:58.706	116.7

T 2000															
Cls	Nº	Team	Driver - 1	Driver - 2	Vehicle	Cat	Cl	Laps	Total Time	Gap	Interval	Km/h	Best	Time	Km/h
1	240	Eficar Team	Victor Rodriguez-Rey Barral	Javier Rodriguez-Rey Barral	Renault Clio 16v	T 2000	1	21	41:45.056			116.1	2	1:53.769	121.8
2	20	Eficar Team	Gonzalo Alonso Catalá	Andrea Fernandez Alfaro	Honda Civic	T 2000	2	19	41:51.891	2 Vtas.	2 Vtas.	104.8	14	2:04.425	111.3

GT COPA															
Cls	Nº	Team	Driver - 1	Driver - 2	Vehicle	Cat	Cl	Laps	Total Time	Gap	Interval	Km/h	Best	Time	Km/h
1	35	Eficar Team	Teo Antonio Pérez Palomo		BMW 325i E36	GT COPA	1	20	41:59.925			110.0	4	2:00.140	115.3
2	47	Diogo Cavaco	Diogo Cavaco	Bernardo Almeida	BMW E36	GT COPA	2	20	42:12.138	12.213	12.213	109.4	3	1:58.955	116.5

Not classified: (Requirements: View chequered flag)

27	Lucas Gonzalez-Anleo	Lucas Gonzalez-Anleo	Jorge Lopez Atienza	Porsche 968 CS	GT COPA	3	16	32:46.989	4 Vtas.	4 Vtas.	112.7	13	1:52.630	123.0
----	----------------------	----------------------	----------------------------	----------------	---------	---	----	------------------	---------	---------	-------	----	----------	-------

GR1/N															
Cls	Nº	Team	Driver - 1	Driver - 2	Vehicle	Cat	Cl	Laps	Total Time	Gap	Interval	Km/h	Best	Time	Km/h
1	18	Manuel Gómez Bancalero	Manuel Gómez Bancalero	Alberto Gómez Blández	Datsun 1200	GR1/N	1	17	42:02.348			93.4	13	2:17.974	100.4
2	503	Eficar Team	Guillermo Velasco Baisse		Datsun 1200	GR1/N	2	17	43:33.438	1:31.090	1:31.090	90.1	6	2:26.506	94.6

Not classified: (Requirements: View chequered flag)

14	Ricardo Pereira	Ricardo Pereira		Ford Escort RS2000	GR1/N	3	19	38:28.779	-2 Vtas.	-2 Vtas.	114.0	3	1:54.726	120.8
----	-----------------	-----------------	--	--------------------	-------	---	----	------------------	----------	----------	-------	---	----------	-------

GR2															
Cls	Nº	Team	Driver - 1	Driver - 2	Vehicle	Cat	Cl	Laps	Total Time	Gap	Interval	Km/h	Best	Time	Km/h
	98	César Freitas	César Freitas		BMW 323	GR2	1	3	8:04.389			85.8	1	2:14.145	103.3
	50	Javier Basagoiti	Javier Basagoiti Miranda		Volkswagen Golf MKI	GR2	2	3	14:26.428	6:22.039	6:22.039	47.9	2	2:17.697	100.6

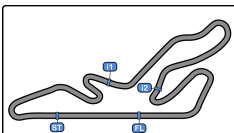
Not classified: (Requirements: View chequered flag)

Published at:.....

Track Temp: **37.2 °C** Air Temp: **22.7 °C** Humidity: **33 %** Track Status: **SECA**

Race Director:	Ramiro BRITO DCI PT24/0086	Timekeeper:	Maria.Jesús GAMAZO JOB-0499-ESP/M
-----------------------	-------------------------------	--------------------	--





Circuito de Madrid Jarama - RACE

Carrera de los 80s

Race - 2

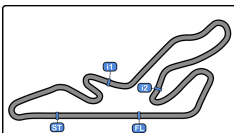
Clasificación Provisional por Vuelta Rápida de Piloto



Circuito de Madrid Jarama-RACE 3.850 m.

Clas	Nº	Team	Vehicle	Driver	Cat	Clas	Laps	Best	Time	Gap	Interval	Km/h
1	7	Paulo Lima	BMW E30 M3	Bruno Lima	T MAX	1	11	6	1:50.504			125.4
2	27	Lucas Gonzalez-Anleo	Porsche 968 CS	Lucas Gonzalez-Anleo	GT COPA	1	8	5	1:52.630	2.126	2.126	123.0
3	240	Eficar Team	Renault Clio 16v	Javier Rodriguez-Rev Barral	T 2000	1	10	2	1:53.769	3.265	1.139	121.8
4	240	Eficar Team	Renault Clio 16v	Victor Rodriguez-Rev Barral	T 2000	2	11	5	1:53.816	3.312	0.047	121.7
5	14	Ricardo Pereira	Ford Escort RS2000	Ricardo Pereira	GR1/N	1	19	3	1:54.726	4.222	0.910	120.8
6	7	Paulo Lima	BMW E30 M3	Paulo Lima	T MAX	2	10	9	1:54.769	4.265	0.043	120.7
7	30	AECD	BMW 635 CSI 6.3	Luis Delso Heras	T MAX	3	10	10	1:58.706	8.202	3.937	116.7
8	47	Dioao Cavaco	BMW E36	Bernardo Almeida	GT COPA	2	9	3	1:58.955	8.451	0.249	116.5
9	27	Lucas Gonzalez-Anleo	Porsche 968 CS	Jorae Lopez Atienza	GT COPA	3	8	7	1:59.217	8.713	0.262	116.2
10	47	Dioao Cavaco	BMW E36	Dioao Cavaco	GT COPA	4	11	2	1:59.632	9.128	0.415	115.8
11	35	Eficar Team	BMW 325i E36	Teo Antonio Pérez Palomo	GT COPA	5	20	4	2:00.140	9.636	0.508	115.3
12	30	AECD	BMW 635 CSI 6.3	Carlos de Miquel Eaea	T MAX	4	10	3	2:04.381	13.877	4.241	111.4
13	20	Eficar Team	Honda Civic	Gonzalo Alonso Catalá	T 2000	3	10	5	2:04.425	13.921	0.044	111.3
14	20	Eficar Team	Honda Civic	Andrea Fernandez Alfaro	T 2000	4	9	5	2:04.997	14.493	0.572	110.8
15	98	César Freitas	BMW 323	César Freitas	GR2	1	3	1	2:14.145	23.641	9.148	103.3
16	50	Javier Basagoiti	Volkswagen Golf MKI	Javier Basagoiti Miranda	GR2	2	3	2	2:17.697	27.193	3.552	100.6
17	18	Manuel Gómez Bancalero	Datsun 1200	Gómez Bancalero - Gómez Blández	GR1/N	2	17	13	2:17.974	27.470	0.277	100.4
18	503	Eficar Team	Datsun 1200	Guillermo Velasco Baisse	GR1/N	3	17	6	2:26.506	36.002	8.532	94.6





Circuito de Madrid Jarama - RACE

Carrera de los 80s

Race - 2

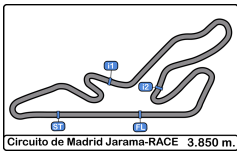
Distancia y Velocidad Media

Circuito de Madrid Jarama-RACE 3.850 m.



Cls	Nº	Team	Driver - 1	Driver - 2	Vehicle	Cat	Cls	Laps	Distancia	Total Time	Km/h
1	7	Paulo Lima	Paulo Lima	Bruno Lima	BMW E30 M3	T MAX	1	21	80.85	41:43.363	116.2
2	240	Eficar Team	Victor Rodriguez-Rey Barral	Javier Rodriguez-Rey Barral	Renault Clio 16v	T 2000	1	21	80.85	41:45.056	116.1
3	35	Eficar Team	Teo Antonio Pérez Palomo		BMW 325i E36	GT COPA	1	20	77.00	41:59.925	110.0
4	47	Diogo Cavaco	Diogo Cavaco	Bernardo Almeida	BMW E36	GT COPA	2	20	77.00	42:12.138	109.4
5	30	AECD	Luis Delso Heras	Carlos de Miguel Egea	BMW 635 CSI 6.3	T MAX	2	20	77.00	43:02.997	107.3
6	20	Eficar Team	Gonzalo Alonso Catalá	Andrea Fernandez Alfaro	Honda Civic	T 2000	2	19	73.15	41:51.891	104.8
7	18	Manuel Gómez Bancalero	Manuel Gómez Bancalero	Alberto Gómez Blández	Datsun 1200	GR1/N	1	17	65.45	42:02.348	93.4
8	503	Eficar Team	Guillermo Velasco Baisse		Datsun 1200	GR1/N	2	17	65.45	43:33.438	90.1
9	14	Ricardo Pereira	Ricardo Pereira		Ford Escort RS2000	GR1/N	3	19	73.15	38:28.779	114.0
10	27	Lucas Gonzalez-Anleo	Lucas Gonzalez-Anleo	Jorge Lopez Atienza	Porsche 968 CS	GT COPA	3	16	61.60	32:46.989	112.7
Not classified: (Requirements: View chequered flag)											
	98	César Freitas	César Freitas		BMW 323	GR2	1	3	11.55	8:04.389	85.8
	50	Javier Basagoiti	Javier Basagoiti Miranda		Volkswagen Golf MKI	GR2	2	3	11.55	14:26.428	47.9





Circuito de Madrid Jarama - RACE

Carrera de los 80s

Race - 2

Tiempos Por Vuelta



7

Paulo Lima

BMW E30 M3

18

Manuel Gómez Bancalero

Datsun 1200

T MAX

Bruno Lima

RP Motorsport

GR1/N

Alberto Gómez Blández

Eficar Team

Lap	D	Time	Sector 1	Sector 2	Sector 3	T. Spd	Elapsed	Lap	D	Time	Sector 1	Sector 2	Sector 3	T. Spd	Elapsed
1	2	1:55.813	47.905	36.965	30.943	169.8	1:55.813	1		2:34.833			2:34.833		2:34.833
2	2	1:51.096	42.675	37.219	31.202	194.2	3:46.909	2		2:26.991			5:01.824		5:01.824
3	2	1:51.698	42.931	37.587	31.180	209.7	5:38.607	3		2:30.380			7:32.204		7:32.204
4	2	1:51.608	42.922	36.902	31.784	204.5	7:30.215	4		2:24.569			9:56.773		9:56.773
5	2	1:52.570	43.714	37.668	31.188	211.3	9:22.785	5		2:25.171			12:21.944		12:21.944
6	2	1:50.504	42.598	36.869	31.037	202.2	11:13.289	6		2:20.556			14:42.500		14:42.500
7	2	1:52.290	43.731	37.369	31.190	202.6	13:05.579	7		2:24.690			17:07.190		17:07.190
8	2	1:51.306	42.965	37.058	31.283	201.1	14:56.885	8		2:32.018 P			19:39.208		19:39.208
9	2	1:54.167	43.417	39.551	31.199	180.9	16:51.052	9		3:49.713			23:28.921		23:28.921
10	2	1:51.185	42.681	37.404	31.100	207.2	18:42.237	10		2:19.712			25:48.633		25:48.633
11	2	2:01.164 P	43.186	37.819	40.159	194.2	20:43.401	11		2:19.950			28:08.583		28:08.583
12	1	3:19.391	2:05.841	40.380	33.170	91.8	24:02.792	12		2:18.574			30:27.157		30:27.157
13	1	1:59.544	45.502	41.256	32.786	202.2	26:02.336	13		2:17.974			32:45.131		32:45.131
14	1	1:58.317	44.816	39.906	33.595	198.1	28:00.653	14		2:18.639			35:03.770		35:03.770
15	1	1:57.858	45.178	39.691	32.989	197.4	29:58.511	15		2:19.721			37:23.491		37:23.491
16	1	1:55.603	44.646	38.662	32.295	202.6	31:54.114	16		2:18.819			39:42.310		39:42.310
17	1	1:56.018	44.310	38.986	32.722	187.8	33:50.132	17		2:20.038			42:02.348		42:02.348
18	1	1:56.917	45.354	39.121	32.442	209.3	35:47.049								
19	1	2:06.210	54.351	39.420	32.439	203.3	37:53.259								
20	1	1:54.769	44.144	38.431	32.194	200.3	39:48.028								
21	1	1:55.335	44.545	38.400	32.390	203.7	41:43.363								

20

Gonzalo Alonso Catalá

Honda Civic

T 2000

Andrea Fernandez Alfaro

Eficar Team

14

Ricardo Pereira

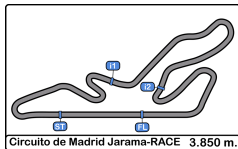
Ford Escort RS2000

GR1/N

RP Motorsport

Lap	D	Time	Sector 1	Sector 2	Sector 3	T. Spd	Elapsed	Lap	D	Time	Sector 1	Sector 2	Sector 3	T. Spd	Elapsed
1		2:00.040	49.650	38.182	32.208	167.7	2:00.040	1	2	2:14.336	56.690	42.265	35.381	158.1	2:14.336
2		1:54.905	44.028	38.608	32.269	199.6	3:54.945	2	2	2:06.310	48.899	41.818	35.593	174.1	4:20.646
3		1:54.726	44.118	38.360	32.248	197.0	5:49.671	3	2	2:06.753	49.105	41.874	35.774	181.2	6:27.399
4		1:55.358	44.381	38.424	32.553	197.0	7:45.029	4	2	2:05.919	48.635	41.772	35.512	180.0	8:33.318
5		1:55.578	44.478	38.671	32.429	190.1	9:40.607	5	2	2:04.997	48.352	41.459	35.186	180.3	10:38.315
6		1:55.329	44.690	38.415	32.224	196.0	11:35.936	6	2	2:06.796	48.731	42.450	35.615	179.4	12:45.111
7		1:55.871	44.602	38.665	32.604	194.9	13:31.807	7	2	2:05.189	48.221		2:40.804	177.9	14:50.300
8		1:55.630	44.824	38.545	32.261	185.5	15:27.437	8	2	2:07.061	47.906	43.931	35.224	176.7	16:57.361
9		1:55.982	44.503	38.945	32.534	188.8	17:23.419	9	2	2:11.871 P	48.063		2:47.095	179.7	19:09.232
10		1:55.329	44.690	38.415	32.224	196.0	11:35.936	10	1	3:46.932	2:29.214	42.217	35.501	91.5	22:56.164
11		1:55.871	44.602	38.665	32.604	194.9	13:31.807	11	1	2:06.852	48.785	41.903	36.164	175.3	25:03.016
12		1:55.630	44.824	38.545	32.261	185.5	15:27.437	12	1	2:07.737	48.335	43.144	36.258	178.8	27:10.753
13		1:55.982	44.503	38.945	32.534	188.8	17:23.419	13	1	2:04.958	48.266		2:41.216	180.3	29:15.711
14		2:01.009 P	44.669	38.912	37.428	192.5	19:24.428	14	1	2:04.425	47.835		4:45.641	179.4	31:20.136
15		3:20.546	2:09.551	38.522	32.473	97.8	22:44.974	15	1	2:05.047	48.065		6:50.688	180.0	33:25.183
16		1:55.071	44.513	38.435	32.123	194.5	24:40.045	16	1	2:06.132	48.691		8:56.820	177.9	35:31.315
17		1:55.381	44.343	38.484	32.554	194.9	26:35.426	17	1	2:06.326	48.379		11:03.146	178.2	37:37.641
18		1:55.069	44.462	38.442	32.165	184.6	28:30.495	18	1	2:05.851	48.240		13:08.997	179.1	39:43.492
19		1:56.097	44.755	38.793	32.549	196.3	30:26.592	19	1	2:08.399	48.647		15:17.396	180.3	41:51.891
20		1:55.528	44.467	38.653	32.408	188.8	32:22.120								
21		1:55.904	44.594	38.710	32.600	190.1	34:18.024								
22		1:56.233	44.465	38.950	32.818	195.2	36:14.257								
23		2:14.522 P	44.846	39.058	50.618	196.7	38:28.779								





Circuito de Madrid Jarama - RACE

Carrera de los 80s

Race - 2

Tiempos Por Vuelta



27

Lucas Gonzalez-Anleo

Porsche 968 CS

35

Teo Antonio Pérez Palomo

BMW 325i E36

GT COPA

Jorge Lopez Atienza

Garagem João Gomes

GT COPA

Eficar Team

Lap	D	Time	Sector 1	Sector 2	Sector 3	T. Spd	Elapsed	Lap	D	Time	Sector 1	Sector 2	Sector 3	T. Spd	Elapsed
1	2	2:07.431	52.727	40.270	34.434	158.1	2:07.431	1		2:07.686	53.487	40.164	34.035	163.3	2:07.686
2	2	2:01.305	47.063	40.358	33.884	190.4	4:08.736	2		2:01.548	47.461	40.485	33.602	180.3	4:09.234
3	2	2:00.517	46.321	40.173	34.023	196.0	6:09.253	3		2:00.881	46.513	40.739	33.629	180.3	6:10.115
4	2	2:00.016	46.029	40.132	33.855	198.5	8:09.269	4		2:00.140	45.904	40.498	33.738	184.9	8:10.255
5	2	2:00.851	47.167	40.133	33.551	196.3	10:10.120	5		2:00.518	46.754	40.653	33.111	171.7	10:10.773
6	2	2:00.358	46.069	40.668	33.621	193.5	12:10.478	6		2:00.813	46.181	40.957	33.675	178.5	12:11.586
7	2	1:59.217	45.914	39.944	33.359	186.5	14:09.695	7		2:01.251	47.489	40.364	33.398	163.8	14:12.837
8	2	2:06.313 P	45.986	40.012	40.315	183.9	16:16.008	8		2:00.701	46.645	40.424	33.632	186.5	16:13.538
9	1	3:18.981	2:08.595	38.287	32.099	97.7	19:34.989	9		2:07.112 P	46.157	41.022	39.933	179.1	18:20.650
10	1	1:53.198	43.831	37.495	31.872	204.5	21:28.187	10		3:28.637	2:14.650	40.490	33.497	90.2	21:49.287
11	1	1:53.361	43.787	37.691	31.883	205.3	23:21.548	11		2:00.643	46.060	40.786	33.797	179.4	23:49.930
12	1	1:52.838	43.254	37.375	32.209	207.2	25:14.386	12		2:00.724	46.457	40.683	33.584	180.9	25:50.654
13	1	1:52.630	43.362	37.410	31.858	202.6	27:07.016	13		2:00.582	46.608	40.344	33.630	163.8	27:51.236
14	1	1:53.550	43.339	38.391	31.820	208.8	29:00.566	14		2:00.179	46.211	40.322	33.646	181.8	29:51.415
15	1	1:53.143	43.863	37.527	31.753	208.4	30:53.709	15		2:01.237	46.067	40.854	34.316	180.3	31:52.652
16	1	1:53.280	43.386	37.941	31.953	208.8	32:46.989	16		2:01.496	47.220	40.700	33.576	168.4	33:54.148
17	1		44.053			206.8		17		2:00.991	46.468	40.900	33.623	173.6	35:55.139

30

Luis Delso Heras

BMW 635 CSI 6.3

47

Diogo Cavaco

BMW E36

T MAX

Carlos de Miguel Egea

Clasicos Madrid

GT COPA

Diogo / Bernardo

Lap	D	Time	Sector 1	Sector 2	Sector 3	T. Spd	Elapsed	Lap	D	Time	Sector 1	Sector 2	Sector 3	T. Spd	Elapsed
1	2	2:13.241	55.426	42.514	35.301	156.2	2:13.241	1		2:13.379	54.415	43.799	35.165	152.5	2:13.379
2	2	2:04.788	49.008	41.834	33.946	145.7	4:18.029	2		2:00.405	46.385	40.096	33.924	174.4	4:13.784
3	2	2:04.381	47.991	42.381	34.009	153.1	6:22.410	3		1:58.955	45.445	39.875	33.635	196.3	6:12.739
4	2	2:05.266	48.661	42.281	34.324	148.9	8:27.676	4		1:59.861	45.654	40.100	34.107	192.5	8:12.600
5	2	2:05.345	48.219	42.791	34.335	161.4	10:33.021	5		1:59.418	45.345	40.156	33.917	194.2	10:12.018
6	2	2:05.526	48.133	42.662	34.731	161.6	12:38.547	6		1:59.859	45.119	41.051	33.689	197.0	12:11.877
7	2	2:07.272	49.373	43.109	34.790	143.6	14:45.819	7		1:59.619	46.306	39.831	33.482	200.3	14:11.496
8	2	2:10.114	49.853	45.746	34.515	160.0	16:55.933	8		2:00.539	47.153	39.814	33.572	197.4	16:12.035
9	2	2:05.656	47.428	43.729	34.499	171.7	19:01.589	9		2:07.472 P	45.245	40.962	41.265	193.2	18:19.507
10	2	2:14.380 P	49.058	42.195	43.127	157.6	21:15.969	10		3:28.102	2:14.616	39.669	33.817	96.6	21:47.609
11	1	3:45.073	2:30.761	39.759	34.553	98.0	25:01.042	11		1:59.632	45.963	40.065	33.604	196.3	23:47.241
12	1	2:02.018	46.785	40.614	34.619	180.0	27:03.060	12		2:00.369	45.807	39.985	34.577	184.6	25:47.610
13	1	2:00.858	46.406	40.625	33.827	172.2	29:03.918	13		2:00.902	46.009	40.471	34.422	190.8	27:48.512
14	1	2:00.727	46.045	40.574	34.108	183.6	31:04.645	14		2:01.509	46.919	40.299	34.291	192.5	29:50.021
15	1	2:00.185	45.926	39.861	34.398	177.0	33:04.830	15		2:03.371	46.551	41.271	35.549	186.2	31:53.392
16	1	2:00.970	46.058	41.042	33.870	183.3	35:05.800	16		2:02.383	47.059	41.066	34.258	180.6	33:55.775
17	1	1:59.291	45.996	39.446	33.849	180.9	37:05.091	17		2:02.341	47.329	40.920	34.092	190.8	35:58.116
18	1	1:59.294	45.708	39.484	34.102	180.9	39:04.385	18		2:03.956	48.045	40.893	35.018	191.1	38:02.072
19	1	1:59.906	45.647	39.664	34.595	188.8	41:04.291	19		2:04.645	47.733	41.575	35.337	189.1	40:06.717
20	1	1:58.706	45.649	39.239	33.818	188.4	43:02.997	20		2:05.421	47.685	42.012	35.724	188.4	42:12.138

50

Javier Basagoiti Miranda

Volkswagen Golf MK1

GR2

Escuderia Madrid Historico

Lap	D	Time	Sector 1	Sector 2	Sector 3	T. Spd	Elapsed
1		9:50.765	8:22.609	48.117	40.039	76.1	9:50.765
2		2:17.697	53.331	46.955	37.411	144.7	12:08.462
3		2:17.966	53.939	46.573	37.454	143.0	14:26.428
4			52.091			150.4	





Circuito de Madrid Jarama - RACE

Carrera de los 80s

Race - 2

Tiempos Por Vuelta



98

César Freitas

BMW 323

GR2

RP Motorsport

Lap	D	Time	Sector 1	Sector 2	Sector 3	T. Spd	Elapsed
1		2:14.145	53.939	43.084	37.122	155.8	2:14.145
2		2:20.290 P	50.125	43.870	46.295	159.7	4:34.435
3		3:29.954 P	1:28.270	1:03.448	58.236	67.9	8:04.389

240

Victor Rodriguez-Rey Barral

Renault Clio 16v

T 2000

Javier Rodriguez-Rey

RRB Competicion

Lap	D	Time	Sector 1	Sector 2	Sector 3	T. Spd	Elapsed
1	2	1:58.604	48.671	37.847	32.086	178.2	1:58.604
2	2	1:53.769	43.377	38.589	31.803	202.6	3:52.373
3	2	1:53.927	43.772	38.251	31.904	202.6	5:46.300
4	2	1:54.433	43.924	38.413	32.096	200.0	7:40.733
5	2	1:55.361	44.926	38.190	32.245	201.1	9:36.094
6	2	1:55.865	44.408	39.242	32.215	200.3	11:31.959
7	2	1:54.746	44.004	38.345	32.397	200.0	13:26.705
8	2	1:55.687	44.487	38.851	32.349	197.4	15:22.392
9	2	1:57.343	44.628	39.751	32.964	200.3	17:19.735
10	2	2:02.777 P	44.880	39.298	38.599	190.1	19:22.512
11	1	3:17.976	2:06.215	38.486	33.275	88.9	22:40.488
12	1	1:54.578	44.187	38.221	32.170	197.8	24:35.066
13	1	1:54.462	44.219	38.257	31.986	194.9	26:29.528
14	1	1:54.628	44.314	38.251	32.063	190.4	28:24.156
15	1	1:53.816	43.817	38.037	31.962	200.7	30:17.972
16	1	1:54.110	43.822	38.058	32.230	198.8	32:12.082
17	1	1:54.102	44.047	38.051	32.004	196.3	34:06.184
18	1	1:55.477	44.365	38.861	32.251	200.3	36:01.661
19	1	1:54.169	43.989	37.985	32.195	201.8	37:55.830
20	1	1:54.928	44.277	38.252	32.399	200.0	39:50.758
21	1	1:54.298	44.248	37.916	32.134	204.5	41:45.056

503

Guillermo Velasco Baisse

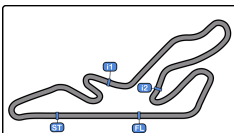
Datsun 1200

GR1/N

Eficar Team

Lap	D	Time	Sector 1	Sector 2	Sector 3	T. Spd	Elapsed
1		2:36.428	1:05.323	50.575	40.530	128.8	2:36.428
2		2:26.680	55.351	50.793	40.536	140.8	5:03.108
3		2:28.220	56.517	51.050	40.653	138.8	7:31.328
4		2:27.120	55.713	51.097	40.310	140.9	9:58.448
5		2:27.204	55.941	50.996	40.267	140.4	12:25.652
6		2:26.506	55.483	50.800	40.223	142.8	14:52.158
7		2:30.390	56.823	52.157	41.410	140.0	17:22.548
8		2:29.106	56.558	51.542	41.006	133.9	19:51.654
9		2:33.259 P	56.126	50.511	46.622	134.8	22:24.913
10		3:53.477	2:22.324	50.901	40.252	80.6	26:18.390
11		2:28.943	56.666	51.611	40.666	139.1	28:47.333
12		2:28.603	56.230	51.839	40.534	137.2	31:15.936
13		2:27.164	55.539	50.989	40.636	141.9	33:43.100
14		2:28.452	56.204	51.661	40.587	137.2	36:11.552
15		2:27.874	56.287	51.002	40.585	133.0	38:39.426
16		2:27.479	55.413	50.470	41.596	141.5	41:06.905
17		2:26.533	55.625	50.564	40.344	138.8	43:33.438





Circuito de Madrid Jarama-RACE 3.850 m.

Circuito de Madrid Jarama - RACE

Carrera de los 80s

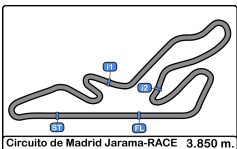
Race - 2

Mejores Sectores



Sector - 1		Sector - 2		Sector - 3		Ideal Lap vs Best Lap					
Clas	Nº Driver	Time	Nº Driver	Time	Nº Driver	Time	Clas	Nº Driver	Ideal Lap	Best Lap	Clas
1	7 Lima - Lima - Parabela	42.598	7 Lima - Lima - Parabela	36.869	7 Lima - Lima - Parabela	30.943	1	7 Lima - Lima - Parabela	1:50.410	1:50.504	1
2	27 Gonzalez-Anleo - Lopez Atienza	43.254	27 Gonzalez-Anleo - Lopez Atienza	37.375	27 Gonzalez-Anleo - Lopez Atienza	31.753	2	27 Gonzalez-Anleo - Lopez Atienza	1:52.382	1:52.630	2
3	240 Rodriguez-Rey Barral - Rodriguez-	43.377	240 Rodriguez-Rey Barral - Rodriguez-	37.847	240 Rodriguez-Rey Barral - Rodriguez-	31.803	3	240 Rodriguez-Rey Barral - Rodriguez-	1:53.027	1:53.769	3
4	14 Ricardo Pereira	44.028	14 Ricardo Pereira	38.182	14 Ricardo Pereira	32.123	4	14 Ricardo Pereira	1:54.333	1:54.726	4
5	47 Cavaco - Almeida	45.119	30 Delso Heras - de Miguel Egea	39.239	35 Teo Antonio Pérez Palomo	33.111	5	47 Cavaco - Almeida	1:58.270	1:58.955	6
6	30 Delso Heras - de Miguel Egea	45.647	47 Cavaco - Almeida	39.669	47 Cavaco - Almeida	33.482	6	30 Delso Heras - de Miguel Egea	1:58.704	1:58.706	5
7	35 Teo Antonio Pérez Palomo	45.904	35 Teo Antonio Pérez Palomo	40.164	30 Delso Heras - de Miguel Egea	33.818	7	35 Teo Antonio Pérez Palomo	1:59.179	2:00.140	7
8	20 Alonso Catalá - Fernandez Alfaro	47.835	20 Alonso Catalá - Fernandez Alfaro	41.459	20 Alonso Catalá - Fernandez Alfaro	35.186	8	20 Alonso Catalá - Fernandez Alfaro	2:04.480	2:04.425	8
9	98 César Freitas	50.125	98 César Freitas	43.084	98 César Freitas	37.122	9	98 César Freitas	2:10.331	2:14.145	9
10	50 Javier Basagoiti Miranda	52.091	50 Javier Basagoiti Miranda	46.573	50 Javier Basagoiti Miranda	37.411	10	50 Javier Basagoiti Miranda	2:16.075	2:17.697	10
11	503 Guillermo Velasco Baisse	55.351	503 Guillermo Velasco Baisse	50.470	503 Guillermo Velasco Baisse	40.223	11	503 Guillermo Velasco Baisse	2:26.044	2:26.506	12
12	18 Gómez Bancalero - Gómez	Transpond	18 Gómez Bancalero - Gómez	Transpond	18 Gómez Bancalero - Gómez	2:34.833	12	18 Gómez Bancalero - Gómez	Transpon	2:17.974	11





Circuito de Madrid Jarama - RACE

Carrera de los 80s

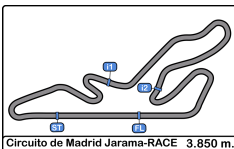
Race - 2

Secuencia Líder



Nº	Team	Driver - 1	Driver - 2	Vehicle	Cat	Start Lap	End Lap	Laps	Total Laps
7	Paulo Lima	Paulo Lima	Bruno Lima	BMW E30 M3	T MAX	1	21	21	21





Circuito de Madrid Jarama - RACE

Carrera de los 80s

Race - 2

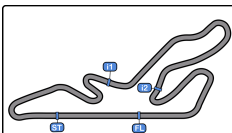
5 Mejores Tiempos



Circuito de Madrid Jarama-RACE 3.850 m.

Cl	Nº Team	Driver - 1	Driver - 2	Vehicle	Cat	Cl	Best 1		Best 2		Best 3		Best 4		Best 5	
							Time	Lap	Time	Lap	Time	Lap	Time	Lap	Time	Lap
1	7 Paulo Lima	Paulo Lima	<u>Bruno Lima</u>	BMW E30 M3	T MAX	1	1:50.504	6	1:51.096	2	1:51.185	10	1:51.306	8	1:51.608	4
2	27 Lucas Gonzalez-Anleo	Lucas Gonzalez-Anleo	<u>Jorge Lopez Atienza</u>	Porsche 968 CS	GT COPA	1	1:52.630	13	1:52.838	12	1:53.143	15	1:53.198	10	1:53.280	16
3	240 Eficar Team	Victor Rodriguez-Rey Barral	<u>Javier Rodriguez-Rey Barral</u>	Renault Clio 16v	T 2000	1	1:53.769	2	1:53.816	15	1:53.927	3	1:54.102	17	1:54.110	16
4	14 Ricardo Pereira	Ricardo Pereira		Ford Escort RS2000	GR1/N	1	1:54.726	3	1:54.905	2	1:55.069	14	1:55.071	12	1:55.329	6
5	30 AECD	Luis Delso Heras	<u>Carlos de Miguel Egea</u>	BMW 635 CSI 6.3	T MAX	2	1:58.706	20	1:59.291	17	1:59.294	18	1:59.906	19	2:00.185	15
6	47 Diogo Cavaco	Diogo Cavaco	<u>Bernardo Almeida</u>	BMW E36	GT COPA	2	1:58.955	3	1:59.418	5	1:59.619	7	1:59.632	11	1:59.859	6
7	35 Eficar Team	Teo Antonio Pérez Palomo		BMW 325i E36	GT COPA	3	2:00.140	4	2:00.179	14	2:00.518	5	2:00.582	13	2:00.643	11
8	20 Eficar Team	Gonzalo Alonso Catalá	<u>Andrea Fernandez Alfaro</u>	Honda Civic	T 2000	2	2:04.425	14	2:04.958	13	2:04.997	5	2:05.047	15	2:05.189	7
9	98 César Freitas	César Freitas		BMW 323	GR2	1	2:14.145	1	2:20.290	2	3:29.954	3				
10	50 Javier Basagoiti	Javier Basagoiti Miranda		Volkswagen Golf MKI	GR2	2	2:17.697	2	2:17.966	3	9:50.765	1				
11	18 Manuel Gómez Bancalero	Manuel Gómez Bancalero	<u>Alberto Gómez Blández</u>	Datsun 1200	GR1/N	2	2:17.974	13	2:18.574	12	2:18.639	14	2:18.819	16	2:19.712	10
12	503 Eficar Team	Guillermo Velasco Baisse		Datsun 1200	GR1/N	3	2:26.506	6	2:26.533	17	2:26.680	2	2:27.120	4	2:27.164	13





Circuito de Madrid Jarama - RACE

Carrera de los 80s

Race - 2

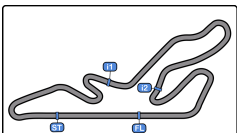
5 Mejores Velocidades



Circuito de Madrid Jarama-RACE 3.850 m.

Cl	Nº Team	Driver - 1	Driver - 2	Vehicle	Cat	Cl	Top 1		Top 2		Top 3		Top 4		Top 5		Avg
							Km/h	Lap	Km/h	Lap	Km/h	Lap	Km/h	Lap	Km/h	Lap	
1	7 Paulo Lima	Paulo Lima	<u>Bruno Lima</u>	BMW E30 M3	T MAX	1	211.3	5	209.7	3	209.3	18	207.2	10	204.5	4	208.4
2	27 Lucas Gonzalez-Anleo	Lucas Gonzalez-Anleo	<u>Jorge Lopez Atienza</u>	Porsche 968 CS	GT COPA	1	208.8	14	208.8	16	208.4	15	207.2	12	206.8	17	208.0
3	240 Eficar Team	Victor Rodriguez-Rey Barral	<u>Javier Rodriguez-Rey Barral</u>	Renault Clio 16v	T 2000	1	204.5	21	202.6	2	202.6	3	201.8	19	201.1	5	202.5
4	47 Diogo Cavaco	Diogo Cavaco	<u>Bernardo Almeida</u>	BMW E36	GT COPA	2	200.3	7	197.4	8	197.0	6	196.3	3	196.3	11	197.5
5	14 Ricardo Pereira	Ricardo Pereira		Ford Escort RS2000	GR1/N	1	199.6	2	197.0	3	197.0	4	196.7	19	196.3	15	197.3
6	30 AECD	Luis Delso Heras	<u>Carlos de Miguel Egea</u>	BMW 635 CSI 6.3	T MAX	2	188.8	19	188.4	20	183.6	14	183.3	16	180.9	17	185.0
7	35 Eficar Team	Teo Antonio Pérez Palomo		BMW 325i E36	GT COPA	3	186.5	8	184.9	4	181.8	14	180.9	12	180.3	2	182.8
8	20 Eficar Team	Gonzalo Alonso Catalá	<u>Andrea Fernandez Alfaro</u>	Honda Civic	T 2000	2	181.2	3	180.3	5	180.3	13	180.3	19	180.0	4	180.4
9	98 César Freitas	César Freitas		BMW 323	GR2	1	159.7	2	155.8	1	67.9	3					127.8
10	50 Javier Basagoiti	Javier Basagoiti Miranda		Volkswagen Golf MKI	GR2	2	150.4	4	144.7	2	143.0	3	76.1	1			128.5
11	503 Eficar Team	Guillermo Velasco Baisse		Datsun 1200	GR1/N	2	142.8	6	141.9	13	141.5	16	140.9	4	140.8	2	141.6





Circuito de Madrid Jarama-RACE 3.850 m.

Circuito de Madrid Jarama - RACE

Carrera de los 80s

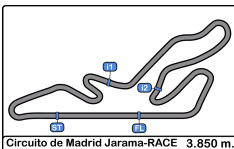
Race - 2

Secuencia Vueltas Rápidas



Lap	Day Time	Session Time	Nº Team	Driver - 1	Driver - 2	Vehicle	Cat	Time	Km/h
2	10:17:25.957	3:46.957	7 Paulo Lima	Paulo Lima	Bruno Lima	BMW E30 M3	T MAX	1:51.096	124.7
6	10:24:52.337	11:13.337	7 Paulo Lima	Paulo Lima	Bruno Lima	BMW E30 M3	T MAX	1:50.504	125.4





Circuito de Madrid Jarama - RACE

Carrera de los 80s

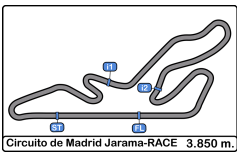
Race - 2

Mejor Máxima Velocidad del Evento



Nº	Team	Driver - 1	Driver - 2	Vehicle	Cat	Km/h	Session
7	Paulo Lima	Paulo Lima	Bruno Lima	BMW E30 M3	T MAX	212.1	Qualifying
27	Lucas Gonzalez-Anleo	Lucas Gonzalez-Anleo	Jorge Lopez Atienza	Porsche 968 CS	GT COPA	208.8	Race - 2
240	Eficar Team	Victor Rodriguez-Rey Barral	Javier Rodriguez-Rey Barral	Renault Clio 16v	T 2000	204.5	Race - 2
47	Diogo Cavaco	Diogo Cavaco	Bernardo Almeida	BMW E36	GT COPA	200.3	Race - 2
14	Ricardo Pereira	Ricardo Pereira		Ford Escort RS2000	GR1/N	199.6	Race - 2
30	AECD	Luis Delso Heras	Carlos de Miguel Egea	BMW 635 CSI 6.3	T MAX	192.5	Race - 1
16	Damien Kohler	Damien Kohler		Ford GT40	GT COPA	188.4	Test Colectivo
35	Eficar Team	Teo Antonio Pérez Palomo		BMW 325i E36	GT COPA	187.5	Race - 1
223	Arlindo Beça	Arlindo Beça		Toyota Carina	T 2000	184.6	Qualifying
20	Eficar Team	Gonzalo Alonso Catalá	Andrea Fernandez Alfaro	Honda Civic	T 2000	184.3	Qualifying
98	César Freitas	César Freitas		BMW 323	GR2	159.7	Race - 2
18	Manuel Gómez Bancalero	Manuel Gómez Bancalero	Alberto Gómez Blández	Datsun 1200	GR1/N	156.2	Test Colectivo
50	Javier Basagoiti	Javier Basagoiti Miranda		Volkswagen Golf MKI	GR2	150.4	Race - 2
503	Eficar Team	Guillermo Velasco Baisse		Datsun 1200	GR1/N	142.8	Race - 2





Circuito de Madrid Jarama - RACE

Carrera de los 80s

Race - 2

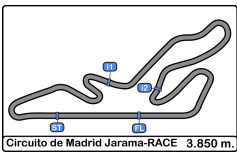
Cuentavueltas



LAP

Nr	Po	1	2	3	4	5	6	7	8	9	10	11	12	13	14	15	16	17	18	19	20	21	
7	1	7	7	7	7	7	7	7	7	7	7	7	7	7	7	7	7	7	7	7	7	7	
240	2	240	240	240	240	240	240	240	240	240	240	240	240	240	240	240	240	240	240	240	240	240	240
14	3	14	14	14	14	14	14	14	14	14	14	14	14	14	14	14	14	14	14	14	14	35	
27	4	27	27	27	27	27	27	27	47	47	30	27	27	27	27	27	27	35	35	35	47		
35	5	35	35	35	35	35	35	47	35	35	27	47	47	47	47	35	35	47	47	47	30		
30	6	30	47	47	47	47	47	35	27	30	47	35	35	35	35	47	47	30	30	30			
47	7	47	30	30	30	30	30	30	30	20	35	30	30	30	30	30	30	20	20	20			
98	8	98	20	20	20	20	20	20	20	27	20	20	20	20	20	20	20	18					
20	9	20	98	503	18	18	18	18	18	503	18	18	18	18	18	18	18	503					
18	10	18	18	18	503	503	503	503	503	18	503	503	503	503	503	503	503						
503	11	503	503	98																			
50	12	50	50	50																			





Circuito de Madrid Jarama - RACE

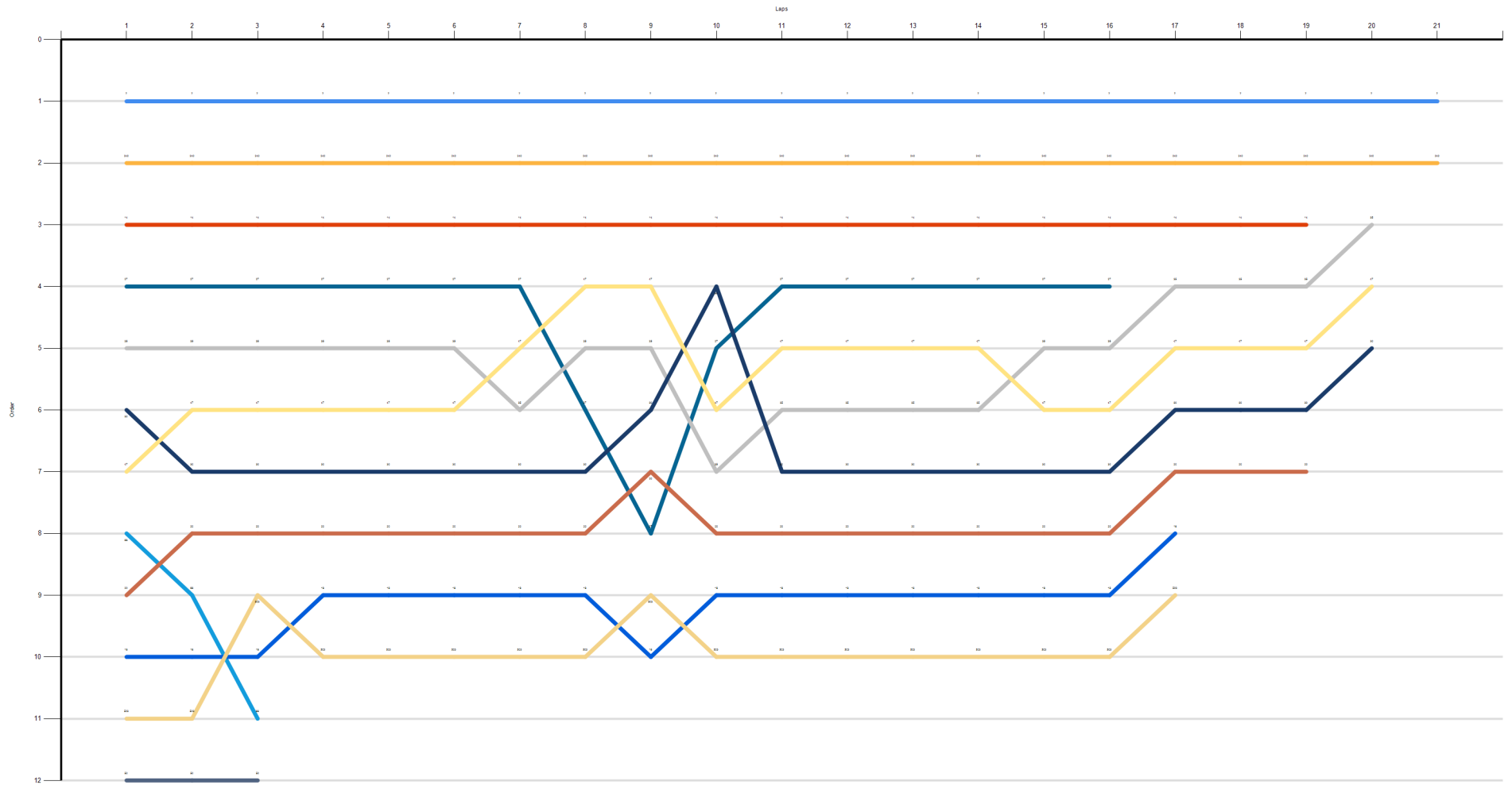
Carrera de los 80s

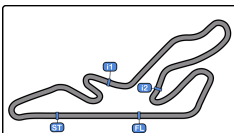
Race - 2

Cuentavueltas Gráfico



- 7
- 240
- 14
- 27
- 36
- 30
- 47
- 58
- 20
- 18
- 503
- 50





Circuito de Madrid Jarama - RACE

Carrera de los 80s

Race - 2

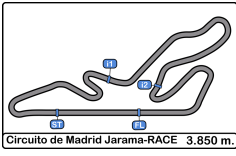
Tiempos Parada en Pit



Circuito de Madrid Jarama-RACE 3.850 m.

Ord	Nr.	In Day Time	Team	Driver - 1	Driver - 2	Vehicle	Cat	In Time	Stop N°	Pit Time	Handicap	Diff.
1	27	10:29:51.852	Lucas Gonzalez-Anleo	Lucas Gonzalez-Anleo	<u>Jorge Lopez Atienza</u>	Porsche 968 CS	GT C	16:12.804	1	1:30.587	1:24	
2	47	10:31:54.323	Diogo Cavaco	Diogo Cavaco	<u>Bernardo Almeida</u>	BMW E36	GT C	18:15.275	1	1:36.237	1:24	
3	35	10:31:56.185	Eficar Team	Teo Antonio Pérez Palomo		BMW 325i E36	GT C	18:17.137	1	1:33.754	1:29	
4	20	10:32:44.360	Eficar Team	Gonzalo Alonso Catalá	<u>Andrea Fernandez Alfaro</u>	Honda Civic	T 200	19:05.312	1	1:48.946	1:24	
5	240	10:32:57.931	Eficar Team	Victor Rodriguez-Rey Barral	<u>Javier Rodriguez-Rey Barral</u>	Renault Clio 16v	T 200	19:18.883	1	1:28.193	1:24	
6	14	10:33:00.334	Ricardo Pereira	Ricardo Pereira		Ford Escort RS2000	GR1/	19:21.286	1	1:31.888	1:29	
7	18	10:33:13.433	Manuel Gómez Bancalero	Manuel Gómez Bancalero	<u>Alberto Gómez Blández</u>	Datsun 1200	GR1/	19:34.385	1	1:38.274	1:24	
8	7	10:34:17.511	Paulo Lima	Paulo Lima	<u>Bruno Lima</u>	BMW E30 M3	T MA	20:38.463	1	1:26.295	1:24	
9	30	10:34:50.667	AECD	Luis Delso Heras	<u>Carlos de Miguel Egea</u>	BMW 635 CSI 6.3	T MA	21:11.619	1	1:52.439	1:24	
10	503	10:35:59.988	Eficar Team	Guillermo Velasco Baisse		Datsun 1200	GR1/	22:20.940	1	1:36.253	1:29	





Circuito de Madrid Jarama - RACE

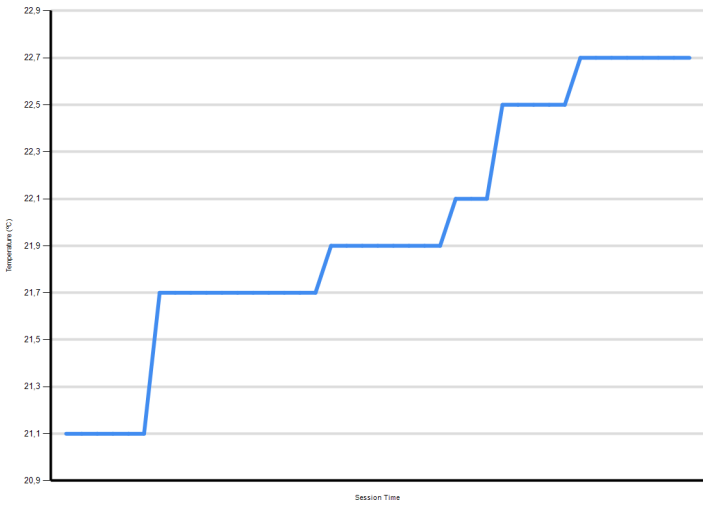
Carrera de los 80s

Race - 2

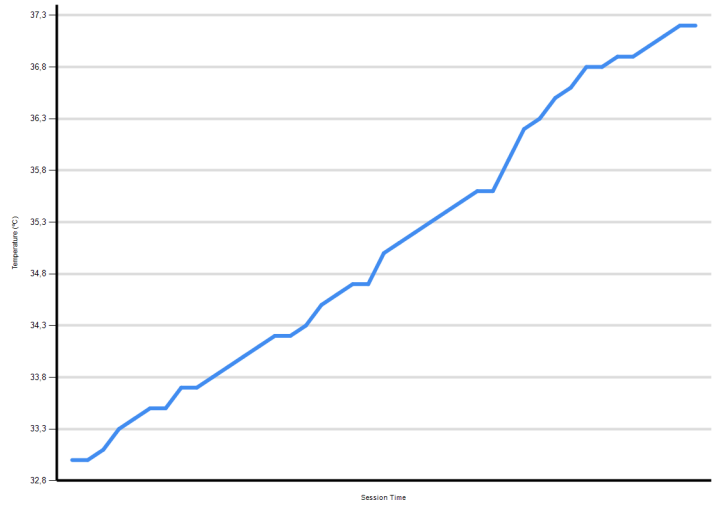
Informe Meteorológico



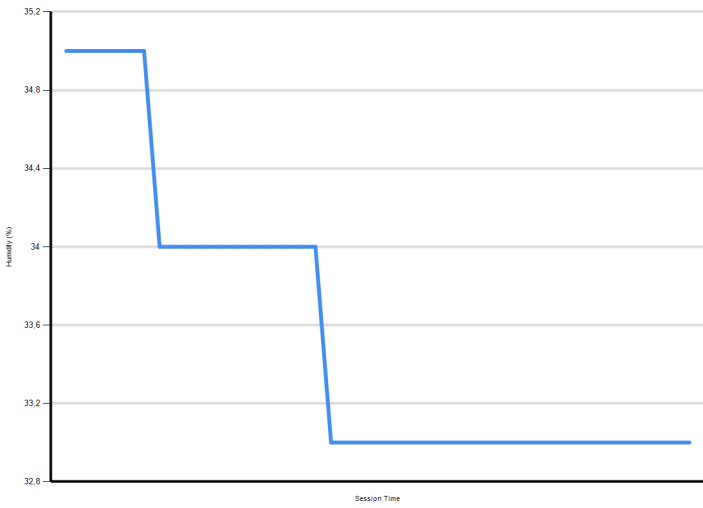
Air Temperature




Track Temperature



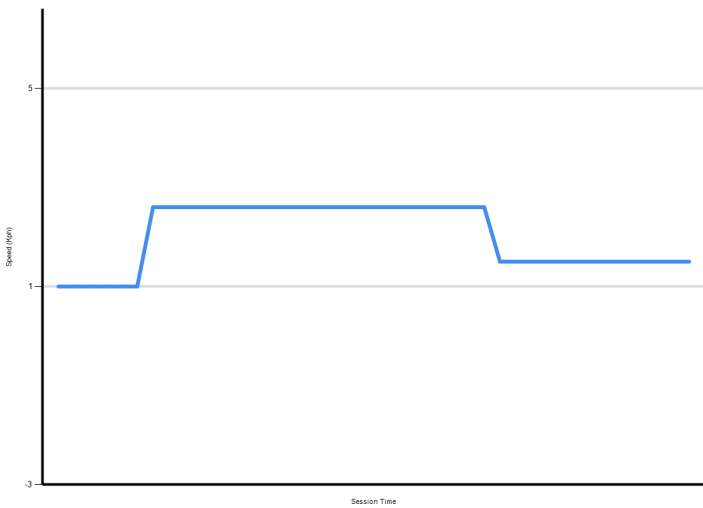
Humidity



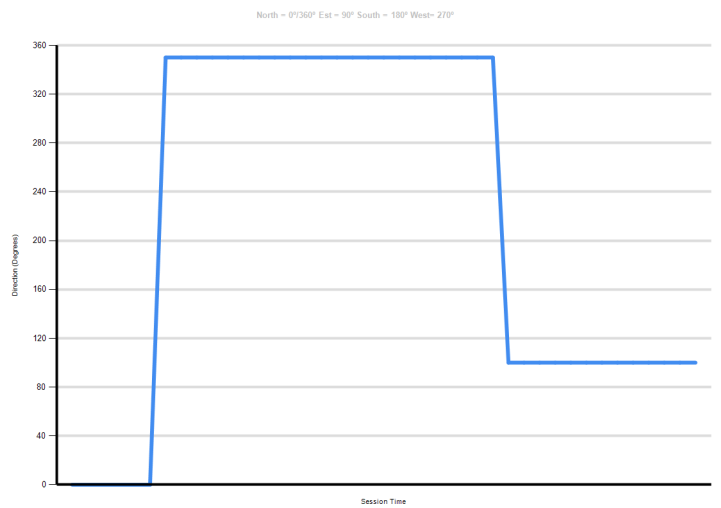
Pressure

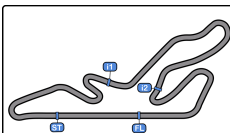


Wind Speed



Wind direction





Circuito de Madrid Jarama - RACE

Carrera de los 80s

Race - 2

Resultados Finales



Circuito de Madrid Jarama-RACE 3.850 m.

Cls	Nº	Team	Driver - 1	Driver - 2	Vehicle	Cat	Cl	Laps	Total Time	Gap	Interval	Km/h	Best	Time	Km/h
1	7	Paulo Lima	Paulo Lima	Bruno Lima	BMW E30 M3	T MAX	1	21	41:43.363			116.2	6	1:50.504	125.4
2	240	Eficar Team	Victor Rodriguez-Rey Barral	Javier Rodriguez-Rey Barral	Renault Clio 16v	T 2000	1	21	41:45.056	1.693	1.693	116.1	2	1:53.769	121.8
3	35	Eficar Team	Teo Antonio Pérez Palomo		BMW 325i E36	GT COPA	1	20	41:59.925	1 Vta.	1 Vta.	110.0	4	2:00.140	115.3
4	47	Diogo Cavaco	Diogo Cavaco	Bernardo Almeida	BMW E36	GT COPA	2	20	42:12.138	1 Vta.	12.213	109.4	3	1:58.955	116.5
5	30	AECD	Luis Delso Heras	Carlos de Miguel Egea	BMW 635 CSI 6.3	T MAX	2	20	43:02.997	1 Vta.	50.859	107.3	20	1:58.706	116.7
6	20	Eficar Team	Gonzalo Alonso Catalá	Andrea Fernandez Alfaro	Honda Civic	T 2000	2	19	41:51.891	2 Vtas.	1 Vta.	104.8	14	2:04.425	111.3
7	18	Manuel Gómez Bancalero	Manuel Gómez Bancalero	Alberto Gómez Blández	Datsun 1200	GR1/N	1	17	42:02.348	4 Vtas.	2 Vtas.	93.4	13	2:17.974	100.4
8	503	Eficar Team	Guillermo Velasco Baisse		Datsun 1200	GR1/N	2	17	43:33.438	4 Vtas.	1:31.090	90.1	6	2:26.506	94.6
Not classified: (Requirements: View chequered flag)															
14	Ricardo Pereira	Ricardo Pereira			Ford Escort RS2000	GR1/N	3	19	38:28.779	2 Vtas.	-2 Vtas.	114.0	3	1:54.726	120.8
27	Lucas Gonzalez-Anleo	Lucas Gonzalez-Anleo	Jorge Lopez Atienza		Porsche 968 CS	GT COPA	3	16	32:46.989	5 Vtas.	3 Vtas.	112.7	13	1:52.630	123.0
98	César Freitas	César Freitas			BMW 323	GR2	1	3	8:04.389	18 Vtas.	13 Vtas.	85.8	1	2:14.145	103.3
50	Javier Basagoiti	Javier Basagoiti Miranda			Volkswagen Golf MKI	GR2	2	3	14:26.428	18 Vtas.	6:22.039	47.9	2	2:17.697	100.6

Vta. Rápida Lima - Lima - Paradela en 1:50.504 a 125.4 Km/h en la vta. 6

Published at:.....

Track Temp: 37.2 °C Air Temp: 22.7 °C Humidity: 33 % Track Status: SECA

Stewards:

Rubén COLLAR

Francisco ANTÓN

José I. TAMAYO

CD-1548-ESP/M

CD-0824-ESP/M

CD-0546-ESP/M

Timekeeper:

Maria.Jesús GAMAZO

JOB-0499-ESP/M

