



Caterham 340R

Circuito de Madrid Jarama-RACE

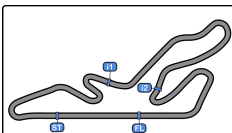
15 y 16 de junio de 2024

Results booklet



Provided by Cronococa S.L.

www.cronococa.com



Circuito de Madrid Jarama-RACE 3.850 m.

Circuito de Madrid Jarama - RACE

Caterham 340R

Testes Privados - 4

Resultados Provisionales



Cls	Nº	Team	Driver - 1	Driver - 2	Vehicle	Cat	Cls	Laps	Best	Time	Gap	Interval	Km/h
1	7	CRM Motorsport	Miguel Ferreira		Caterham 340R	340R	1	9	5	1:48.810			127.3
2	65	CRM Motorsport	Kevin Embourg		Caterham 340R	340R	2	9	6	1:49.299	0.489	0.489	126.8
3	57	HIRUNDO Motors	Bernardo Bello		Caterham 340R	340R	3	12	11	1:49.438	0.628	0.139	126.6
4	19	ADESS	Salvador Posser de Andrade		Caterham 340R	340R	4	7	4	1:50.103	1.293	0.665	125.8
5	5	CRM Motorsport	José Rodrigues		Caterham 340R	340R	5	12	10	1:50.344	1.534	0.241	125.6
6	84	CRM Motorsport	Abílio Justo		Caterham 340R	340R	6	8	3	1:50.379	1.569	0.035	125.5
7	74	CRM Motorsport	Bernardo Gonzalez		Caterham 340R	340R	7	12	4	1:50.616	1.806	0.237	125.2
8	87	HIRUNDO Motors	Ricardo Costa		Caterham 340R	340R	8	12	4	1:51.119	2.309	0.503	124.7
9	32	Formula F	Rafael Antunes		Caterham 340R	340R	9	11	6	1:51.220	2.410	0.101	124.6
10	38	CRM Motorsport	Hugo Antão		Caterham 340R	340R	10	12	9	1:51.400	2.590	0.180	124.4
11	77	HIRUNDO Motors	Miguel Carmo		Caterham 340R	340R	11	12	4	1:51.645	2.835	0.245	124.1
12	80	Formula F	Alex Nabuco		Caterham 340R	340R	12	8	6	1:56.681	7.871	5.036	118.7

Published at:.....

Track Temp: 35.3 °C Air Temp: 21.7 °C Humidity: 48 % Track Status: SECA

Race Director:

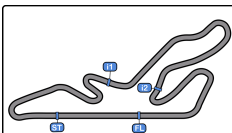
Borja MAYOR

DC-0500-ESP/M

Timekeeper:

Maria.Jesús GAMAZO

JOB-0499-ESP/M



Circuito de Madrid Jarama - RACE

Caterham 340R

Testes Privados - 4

Resultados Provisionales por Categoría



Circuito de Madrid Jarama-RACE 3.850 m.

340R													
Cls	Nº	Team	Driver - 1	Driver - 2	Vehicle	Cat	Cls	Laps	Best	Time	Gap	Interval	Km/h
1	7	CRM Motorsport	Miguel Ferreira		Caterham 340R	340R	1	9	5	1:48.810			127.3
2	65	CRM Motorsport	Kevin Embourg		Caterham 340R	340R	2	9	6	1:49.299	0.489	0.489	126.8
3	57	HIRUNDO Motors	Bernardo Bello		Caterham 340R	340R	3	12	11	1:49.438	0.628	0.139	126.6
4	19	ADESS	Salvador Posser de Andrade		Caterham 340R	340R	4	7	4	1:50.103	1.293	0.665	125.8
5	5	CRM Motorsport	José Rodrigues		Caterham 340R	340R	5	12	10	1:50.344	1.534	0.241	125.6
6	84	CRM Motorsport	Abílio Justo		Caterham 340R	340R	6	8	3	1:50.379	1.569	0.035	125.5
7	74	CRM Motorsport	Bernardo Gonzalez		Caterham 340R	340R	7	12	4	1:50.616	1.806	0.237	125.2
8	87	HIRUNDO Motors	Ricardo Costa		Caterham 340R	340R	8	12	4	1:51.119	2.309	0.503	124.7
9	32	Formula F	Rafael Antunes		Caterham 340R	340R	9	11	6	1:51.220	2.410	0.101	124.6
10	38	CRM Motorsport	Hugo Antão		Caterham 340R	340R	10	12	9	1:51.400	2.590	0.180	124.4
11	77	HIRUNDO Motors	Miguel Carmo		Caterham 340R	340R	11	12	4	1:51.645	2.835	0.245	124.1
12	80	Formula F	Alex Nabuco		Caterham 340R	340R	12	8	6	1:56.681	7.871	5.036	118.7

Published at:.....

Track Temp: 35.3 °C Air Temp: 21.7 °C Humidity: 48 % Track Status: SECA

Race Director:

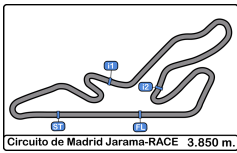
Borja MAYOR

DC-0500-ESP/M

Timekeeper:

Maria.Jesús GAMAZO

JOB-0499-ESP/M



Circuito de Madrid Jarama - RACE

Caterham 340R

Testes Privados - 4

Tiempos Por Vuelta



5 José Rodrigues Caterham 340R **38** Hugo Antão Caterham 340R
 340R CRM Motorsport 340R CRM Motorsport

Lap	D	Time	Sector 1	Sector 2	Sector 3	T. Spd	Elapsed	Lap	D	Time	Sector 1	Sector 2	Sector 3	T. Spd	Elapsed
1		10:47:23.934	10:46:12.610	38.979	32.345	64.1	10:47:23.934	1		10:47:45.576	10:46:23.482	47.040	35.054	65.1	10:47:45.576
2		1:52.707	43.773	37.541	31.393	189.1	10:49:16.641	2		1:54.684	44.869	38.219	31.596	190.8	10:49:40.260
3		1:51.098	42.447	37.098	31.553	193.5	10:51:07.739	3		1:53.537	43.318	38.714	31.505	191.8	10:51:33.797
4		1:50.980	42.496	37.018	31.466	193.8	10:52:58.719	4		1:52.652	43.276	37.820	31.556	195.6	10:53:26.449
5		1:51.294	42.968	36.896	31.430	198.5	10:54:50.013	5		1:54.011	43.223	38.879	31.909	194.9	10:55:20.460
6		1:51.398	42.529	37.314	31.555	200.3	10:56:41.411	6		1:52.787	43.370	37.812	31.605	197.0	10:57:13.247
7		1:52.170	43.688	36.914	31.568	192.8	10:58:33.581	7		1:53.192	43.509	37.886	31.797	195.2	10:59:06.439
8		1:50.743	42.544	36.945	31.254	196.0	11:00:24.324	8		1:51.842	43.117	37.543	31.182	196.7	11:00:58.281
9		1:52.849	43.573	37.966	31.310	198.5	11:02:17.173	9		1:51.400	42.638	37.462	31.300	199.2	11:02:49.681
10		1:50.344	42.525	36.801	31.018	197.0	11:04:07.517	10		1:53.027	43.238	38.059	31.730	200.7	11:04:42.708
11		1:51.113	42.857	37.051	31.205	198.8	11:05:58.630	11		1:51.843	43.058	37.258	31.527	198.8	11:06:34.551
12		2:08.675 P	45.186	39.268	44.221	191.4	11:08:07.305	12		2:27.475 P	49.546	43.773	54.156	153.6	11:09:02.026

7 Miguel Ferreira Caterham 340R **57** Bernardo Bello Caterham 340R
 340R CRM Motorsport 340R HIRUNDO Motors

Lap	D	Time	Sector 1	Sector 2	Sector 3	T. Spd	Elapsed	Lap	D	Time	Sector 1	Sector 2	Sector 3	T. Spd	Elapsed
1		10:47:13.006	10:46:02.476	37.841	32.689	97.2	10:47:13.006	1		10:47:31.830	10:46:15.773	42.626	33.431	60.7	10:47:31.830
2		1:52.486	44.042	37.243	31.201	177.6	10:49:05.492	2		1:55.521	45.308	38.616	31.597	177.3	10:49:27.351
3		1:50.069	42.922	36.572	30.575	185.8	10:50:55.561	3		1:56.654	46.108	38.056	32.490	166.4	10:51:24.005
4		1:49.690	42.025	36.398	31.267	196.3	10:52:45.251	4		1:50.866	42.785	36.949	31.132	193.8	10:53:14.871
5		1:48.810	41.947	36.163	30.700	199.2	10:54:34.061	5		1:54.042	42.709	38.278	33.055	189.8	10:55:08.913
6		1:50.116	42.496	36.574	31.046	197.4	10:56:24.177	6		1:52.255	43.211	37.669	31.375	190.8	10:57:01.168
7		1:50.737	42.417	37.282	31.038	191.1	10:58:14.914	7		1:52.505	42.404	38.349	31.752	192.8	10:58:53.673
8		1:49.540	41.935	36.445	31.160	204.1	11:00:04.454	8		1:52.050	42.579	37.945	31.526	193.2	11:00:45.723
9		2:06.860 P	42.522	37.268	47.070	203.7	11:02:11.314	9		1:52.250	43.428	37.917	30.905	175.6	11:02:37.973
10								10		1:54.729	43.165	38.372	33.192	198.5	11:04:32.702
11								11		1:49.438	42.107	36.690	30.641	202.2	11:06:22.140
12								12		2:31.519 P	52.919	46.964	51.636	143.6	11:08:53.659

19 Salvador Posser de Andrade Caterham 340R ADESS

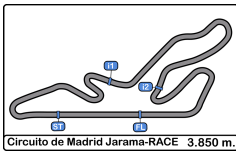
Lap	D	Time	Sector 1	Sector 2	Sector 3	T. Spd	Elapsed
1		10:52:07.018	10:50:56.786	38.901	31.331	92.0	10:52:07.018
2		1:51.556	42.813	37.505	31.238	191.1	10:53:58.574
3		1:53.280	44.983	37.098	31.199	196.3	10:55:51.854
4		1:50.103	42.340	36.587	31.176	195.2	10:57:41.957
5		1:53.847	46.019	36.587	31.241	193.2	10:59:35.804
6		1:52.547	42.490	36.967	33.090	193.2	11:01:28.351
7		2:08.940 P	42.288	41.578	45.074	196.7	11:03:37.291

65 Kevin Embourg Caterham 340R CRM Motorsport

Lap	D	Time	Sector 1	Sector 2	Sector 3	T. Spd	Elapsed
1		10:47:13.583	10:46:04.788	37.594	31.201	92.8	10:47:13.583
2		1:52.286	44.129	36.931	31.226	172.5	10:49:05.869
3		1:49.604	41.990	36.745	30.869	200.3	10:50:55.473
4		1:49.958	42.546	36.314	31.098	189.1	10:52:45.431
5		1:49.616	42.355	36.665	30.596	194.5	10:54:35.047
6		1:49.299	41.999	36.371	30.929	201.8	10:56:24.346
7		1:49.892	42.027	37.037	30.828	201.8	10:58:14.238
8		1:49.338	42.055	36.515	30.768	199.2	11:00:03.576
9		2:03.901 P	42.322	37.809	43.770	200.0	11:02:07.477

32 Rafael Antunes Caterham 340R Formula F

Lap	D	Time	Sector 1	Sector 2	Sector 3	T. Spd	Elapsed
1		10:48:02.861	10:46:49.295	40.374	33.192	66.9	10:48:02.861
2		1:54.306	44.353	38.026	31.927	191.8	10:49:57.167
3		1:52.467	43.416	36.957	32.094	192.5	10:51:49.634
4		1:52.482	42.862	37.929	31.691	198.1	10:53:42.116
5		1:53.010	43.252	37.610	32.148	193.8	10:55:35.126
6		1:51.220	42.983	36.827	31.410	193.2	10:57:26.346
7		1:54.114	43.608	38.767	31.739	193.5	10:59:20.460
8		2:00.741	42.936	40.407	37.398	195.6	11:01:21.201
9		1:52.746	43.287	37.606	31.853	194.9	11:03:13.947
10		1:51.304	42.775	37.061	31.468	195.6	11:05:05.251
11		2:20.204 P	44.429	46.075	49.700	196.7	11:07:25.455



Circuito de Madrid Jarama - RACE

Caterham 340R

Testes Privados - 4

Tiempos Por Vuelta



74

Bernardo Gonzalez

Caterham 340R

340R

CRM Motorsport

Lap	D	Time	Sector 1	Sector 2	Sector 3	T. Spd	Elapsed
1		10:47:13.121	10:46:03.774	37.942	31.405	95.3	10:47:13.121
2		1:52.936	43.367	38.504	31.065	187.1	10:49:06.057
3		1:50.901	42.999	36.778	31.124	186.8	10:50:56.958
4		1:50.616	42.482	36.907	31.227	192.5	10:52:47.574
5		1:51.895	43.582	36.996	31.317	199.2	10:54:39.469
6		1:52.579	42.940	37.886	31.753	190.8	10:56:32.048
7		1:53.694	42.780	39.193	31.721	195.6	10:58:25.742
8		1:52.833	43.197	37.831	31.805	190.4	11:00:18.575
9		1:53.463	43.249	38.138	32.076	189.8	11:02:12.038
10		1:53.404	43.334	37.931	32.139	189.4	11:04:05.442
11		1:53.055	43.389	37.807	31.859	189.4	11:05:58.497
12		2:15.029 P	48.968	44.477	41.584	135.6	11:08:13.526

87

Ricardo Costa

Caterham 340R

340R

HIRUNDO Motors

Lap	D	Time	Sector 1	Sector 2	Sector 3	T. Spd	Elapsed
1		10:47:32.857	10:46:16.748	42.260	33.849	78.0	10:47:32.857
2		1:56.401	44.979	38.441	32.981	184.3	10:49:29.258
3		1:55.169	44.769	37.929	32.471	192.5	10:51:24.427
4		1:51.119	42.767	37.096	31.256	199.2	10:53:15.546
5		1:59.751	43.306	37.348	39.097	200.3	10:55:15.297
6		1:53.171	43.318	37.710	32.143	191.8	10:57:08.468
7		1:54.931	43.137	37.567	34.227	192.5	10:59:03.399
8		1:52.503	43.424	37.542	31.537	189.4	11:00:55.902
9		1:52.419	43.124	37.510	31.785	193.2	11:02:48.321
10		1:52.320	43.181	37.548	31.591	193.8	11:04:40.641
11		1:53.013	43.401	37.678	31.934	192.8	11:06:33.654
12		2:25.756 P	43.414	48.850	53.492	192.8	11:08:59.410

77

Miguel Carmo

Caterham 340R

340R

HIRUNDO Motors

Lap	D	Time	Sector 1	Sector 2	Sector 3	T. Spd	Elapsed
1		10:47:33.553	10:46:17.469	42.392	33.692	69.0	10:47:33.553
2		1:56.007	45.146	38.395	32.466	196.3	10:49:29.560
3		1:55.462	45.253	37.911	32.298	174.7	10:51:25.022
4		1:51.645	42.997	37.078	31.570	196.3	10:53:16.667
5		1:52.994	42.767	37.399	32.828	206.1	10:55:09.661
6		1:52.148	43.246	37.420	31.482	189.8	10:57:01.809
7		1:52.184	42.954	37.493	31.737	202.6	10:58:53.993
8		1:51.890	43.109	37.559	31.222	190.8	11:00:45.883
9		1:51.795	42.968	37.259	31.568	201.4	11:02:37.678
10		1:54.512	43.895	38.516	32.101	189.4	11:04:32.190
11		1:52.547	43.843	37.229	31.475	193.8	11:06:24.737
12		2:31.025 P	50.747	49.414	50.864	162.4	11:08:55.762

80

Alex Nabuco

Caterham 340R

340R

Formula F

Lap	D	Time	Sector 1	Sector 2	Sector 3	T. Spd	Elapsed
1		10:50:44.878	10:49:26.655	43.679	34.544	68.0	10:50:44.878
2		1:59.710	46.271	40.088	33.351	186.5	10:52:44.588
3		2:00.523	47.661	39.379	33.483	182.7	10:54:45.111
4		1:59.229	44.714	39.873	34.642	196.7	10:56:44.340
5		1:57.455	45.333	39.075	33.047	185.8	10:58:41.795
6		1:56.681	45.048	38.814	32.819	190.8	11:00:38.476
7		2:01.896	45.514	39.685	36.697	176.7	11:02:40.372
8		2:27.231 P	1:00.680	43.141	43.410	194.5	11:05:07.603

84

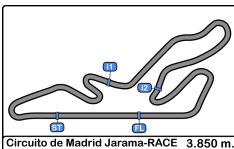
Abílio Justo

Caterham 340R

340R

CRM Motorsport

Lap	D	Time	Sector 1	Sector 2	Sector 3	T. Spd	Elapsed
1		10:54:32.060	10:53:22.816	37.593	31.651	105.3	10:54:32.060
2		1:53.160	45.258	36.594	31.308	190.1	10:56:25.220
3		1:50.379	42.337	36.677	31.365	199.6	10:58:15.599
4		1:52.343	42.789	37.845	31.709	204.5	11:00:07.942
5		1:52.443	43.064	37.552	31.827	196.7	11:02:00.385
6		1:52.364	43.929	36.959	31.476	186.8	11:03:52.749
7		1:51.805	43.237	37.159	31.409	195.2	11:05:44.554
8		2:00.411 P	43.288	37.285	39.838	194.9	11:07:44.965



Circuito de Madrid Jarama - RACE

Caterham 340R

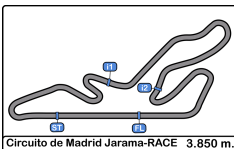
Testes Privados - 4

Mejores Sectores



Circuito de Madrid Jarama-RACE 3.850 m.

Sector - 1		Sector - 2		Sector - 3		Ideal Lap vs Best Lap					
Clas	Nº Driver	Time	Nº Driver	Time	Nº Driver	Time	Clas	Nº Driver	Ideal Lap	Best Lap	Clas
1	7 Miguel Ferreira	41.935	7 Miguel Ferreira	36.163	7 Miguel Ferreira	30.575	1	7 Miguel Ferreira	1:48.673	1:48.810	1
2	65 Kevin Embourg	41.990	65 Kevin Embourg	36.314	65 Kevin Embourg	30.596	2	65 Kevin Embourg	1:48.900	1:49.299	2
3	57 Bernardo Bello	42.107	19 Salvador Posser de Andrade	36.587	57 Bernardo Bello	30.641	3	57 Bernardo Bello	1:49.438	1:49.438	3
4	19 Salvador Posser de Andrade	42.288	84 Abílio Justo	36.594	5 José Rodrigues	31.018	4	19 Salvador Posser de Andrade	1:50.051	1:50.103	4
5	84 Abílio Justo	42.337	57 Bernardo Bello	36.690	74 Bernardo Gonzalez	31.065	5	84 Abílio Justo	1:50.239	1:50.379	6
6	5 José Rodrigues	42.447	74 Bernardo Gonzalez	36.778	19 Salvador Posser de Andrade	31.176	6	5 José Rodrigues	1:50.266	1:50.344	5
7	74 Bernardo Gonzalez	42.482	5 José Rodrigues	36.801	38 Hugo Antão	31.182	7	74 Bernardo Gonzalez	1:50.325	1:50.616	7
8	38 Hugo Antão	42.638	32 Rafael Antunes	36.827	77 Miguel Carmo	31.222	8	32 Rafael Antunes	1:51.012	1:51.220	9
9	77 Miguel Carmo	42.767	77 Miguel Carmo	37.078	87 Ricardo Costa	31.256	9	77 Miguel Carmo	1:51.067	1:51.645	11
10	87 Ricardo Costa	42.767	87 Ricardo Costa	37.096	84 Abílio Justo	31.308	10	38 Hugo Antão	1:51.078	1:51.400	10
11	32 Rafael Antunes	42.775	38 Hugo Antão	37.258	32 Rafael Antunes	31.410	11	87 Ricardo Costa	1:51.119	1:51.119	8
12	80 Alex Nabuco	44.714	80 Alex Nabuco	38.814	80 Alex Nabuco	32.819	12	80 Alex Nabuco	1:56.347	1:56.681	12



Circuito de Madrid Jarama - RACE

Caterham 340R

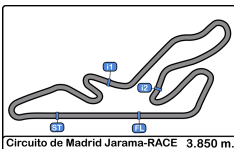
Testes Privados - 4

5 Mejores Tiempos



Circuito de Madrid Jarama-RACE 3.850 m.

Cl	Nº Team	Driver - 1	Driver - 2	Vehicle	Cat	Cl	Best 1		Best 2		Best 3		Best 4		Best 5	
							Time	Lap	Time	Lap	Time	Lap	Time	Lap	Time	Lap
1	7 CRM Motorsport	Miguel Ferreira		Caterham 340R	340R	1	1:48.810	5	1:49.540	8	1:49.690	4	1:50.069	3	1:50.116	6
2	65 CRM Motorsport	Kevin Embourg		Caterham 340R	340R	2	1:49.299	6	1:49.338	8	1:49.604	3	1:49.616	5	1:49.892	7
3	57 HIRUNDO Motors	Bernardo Bello		Caterham 340R	340R	3	1:49.438	11	1:50.866	4	1:52.050	8	1:52.250	9	1:52.255	6
4	19 ADESS	Salvador Posser de Andrade		Caterham 340R	340R	4	1:50.103	4	1:51.556	2	1:52.547	6	1:53.280	3	1:53.847	5
5	5 CRM Motorsport	José Rodrigues		Caterham 340R	340R	5	1:50.344	10	1:50.743	8	1:50.980	4	1:51.098	3	1:51.113	11
6	84 CRM Motorsport	Abílio Justo		Caterham 340R	340R	6	1:50.379	3	1:51.805	7	1:52.343	4	1:52.364	6	1:52.443	5
7	74 CRM Motorsport	Bernardo Gonzalez		Caterham 340R	340R	7	1:50.616	4	1:50.901	3	1:51.895	5	1:52.579	6	1:52.833	8
8	87 HIRUNDO Motors	Ricardo Costa		Caterham 340R	340R	8	1:51.119	4	1:52.320	10	1:52.419	9	1:52.503	8	1:53.013	11
9	32 Formula F	Rafael Antunes		Caterham 340R	340R	9	1:51.220	6	1:51.304	10	1:52.467	3	1:52.482	4	1:52.746	9
10	38 CRM Motorsport	Hugo Antão		Caterham 340R	340R	10	1:51.400	9	1:51.842	8	1:51.843	11	1:52.652	4	1:52.787	6
11	77 HIRUNDO Motors	Miguel Carmo		Caterham 340R	340R	11	1:51.645	4	1:51.795	9	1:51.890	8	1:52.148	6	1:52.184	7
12	80 Formula F	Alex Nabuco		Caterham 340R	340R	12	1:56.681	6	1:57.455	5	1:59.229	4	1:59.710	2	2:00.523	3



Circuito de Madrid Jarama - RACE

Caterham 340R

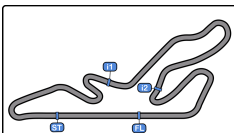
Testes Privados - 4

5 Mejores Velocidades



Circuito de Madrid Jarama-RACE 3.850 m.

Cl	Nº Team	Driver - 1	Driver - 2	Vehicle	Cat	Top 1		Top 2		Top 3		Top 4		Top 5		Avg	
						Km/h	Lap	Km/h	Lap	Km/h	Lap	Km/h	Lap	Km/h	Lap		
1	77 HIRUNDO Motors	Miguel Carmo		Caterham 340R	340R	1	206.1	5	202.6	7	201.4	9	196.3	2	196.3	4	200.5
2	84 CRM Motorsport	Abílio Justo		Caterham 340R	340R	2	204.5	4	199.6	3	196.7	5	195.2	7	194.9	8	198.2
3	7 CRM Motorsport	Miguel Ferreira		Caterham 340R	340R	3	204.1	8	203.7	9	199.2	5	197.4	6	196.3	4	200.1
4	57 HIRUNDO Motors	Bernardo Bello		Caterham 340R	340R	4	202.2	11	198.5	10	193.8	4	193.2	8	192.8	7	196.1
5	65 CRM Motorsport	Kevin Embourg		Caterham 340R	340R	5	201.8	6	201.8	7	200.3	3	200.0	9	199.2	8	200.6
6	38 CRM Motorsport	Hugo Antão		Caterham 340R	340R	6	200.7	10	199.2	9	198.8	11	197.0	6	196.7	8	198.5
7	5 CRM Motorsport	José Rodrigues		Caterham 340R	340R	7	200.3	6	198.8	11	198.5	5	198.5	9	197.0	10	198.6
8	87 HIRUNDO Motors	Ricardo Costa		Caterham 340R	340R	8	200.3	5	199.2	4	193.8	10	193.2	9	192.8	11	195.9
9	74 CRM Motorsport	Bernardo Gonzalez		Caterham 340R	340R	9	199.2	5	195.6	7	192.5	4	190.8	6	190.4	8	193.7
10	32 Formula F	Rafael Antunes		Caterham 340R	340R	10	198.1	4	196.7	11	195.6	8	195.6	10	194.9	9	196.2
11	19 ADESS	Salvador Posser de Andrade		Caterham 340R	340R	11	196.7	7	196.3	3	195.2	4	193.2	5	193.2	6	194.9
12	80 Formula F	Alex Nabuco		Caterham 340R	340R	12	196.7	4	194.5	8	190.8	6	186.5	2	185.8	5	190.9



Circuito de Madrid Jarama - RACE

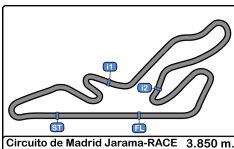
Caterham 340R

Testes Privados - 4

Secuencia Vueltas Rápidas



Lap	Day Time	Session Time	Nº Team	Driver - 1	Driver - 2	Vehicle	Cat	Time	Km/h
2	10:49:05.492	4:05.492	7 CRM Motorsport	Miguel Ferreira		Caterham 340R	340R	1:52.486	123.2
2	10:49:05.869	4:05.869	65 CRM Motorsport	Kevin Embourg		Caterham 340R	340R	1:52.286	123.4
3	10:50:55.473	5:55.473	65 CRM Motorsport	Kevin Embourg		Caterham 340R	340R	1:49.604	126.4
5	10:54:34.061	9:34.061	7 CRM Motorsport	Miguel Ferreira		Caterham 340R	340R	1:48.810	127.3



Circuito de Madrid Jarama - RACE

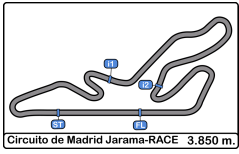
Caterham 340R

Testes Privados - 4

Mejor Máxima Velocidad del Evento



Nº	Team	Driver - 1	Driver - 2	Vehicle	Cat	Km/h	Session
77	HIRUNDO Motors	Miguel Carmo		Caterham 340R	340R	206.1	Testes Privados - 4
84	CRM Motorsport	Abílio Justo		Caterham 340R	340R	204.5	Testes Privados - 4
7	CRM Motorsport	Miguel Ferreira		Caterham 340R	340R	204.1	Testes Privados - 4
57	HIRUNDO Motors	Bernardo Bello		Caterham 340R	340R	202.2	Testes Privados - 4
65	CRM Motorsport	Kevin Embourg		Caterham 340R	340R	201.8	Testes Privados - 4
38	CRM Motorsport	Hugo Antão		Caterham 340R	340R	200.7	Testes Privados - 4
87	HIRUNDO Motors	Ricardo Costa		Caterham 340R	340R	200.3	Testes Privados - 4
5	CRM Motorsport	José Rodrigues		Caterham 340R	340R	200.3	Testes Privados - 4
74	CRM Motorsport	Bernardo Gonzalez		Caterham 340R	340R	199.2	Testes Privados - 4
32	Formula F	Rafael Antunes		Caterham 340R	340R	198.1	Testes Privados - 4
80	Formula F	Alex Nabuco		Caterham 340R	340R	196.7	Testes Privados - 4
19	ADESS	Salvador Posser de Andrade		Caterham 340R	340R	196.7	Testes Privados - 4



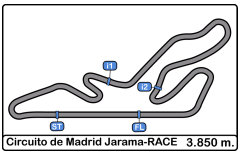
Circuito de Madrid Jarama - RACE

Caterham 340R

Testes Privados - 4

Tiempos Parada en Pit





Circuito de Madrid Jarama - RACE

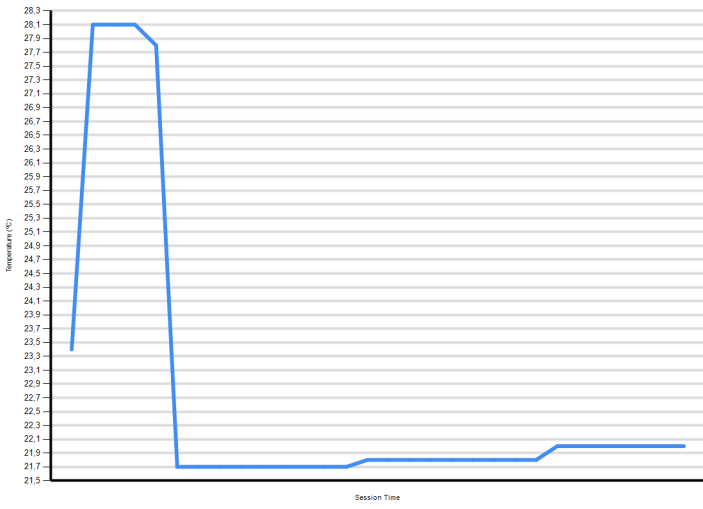
Caterham 340R

Testes Privados - 4

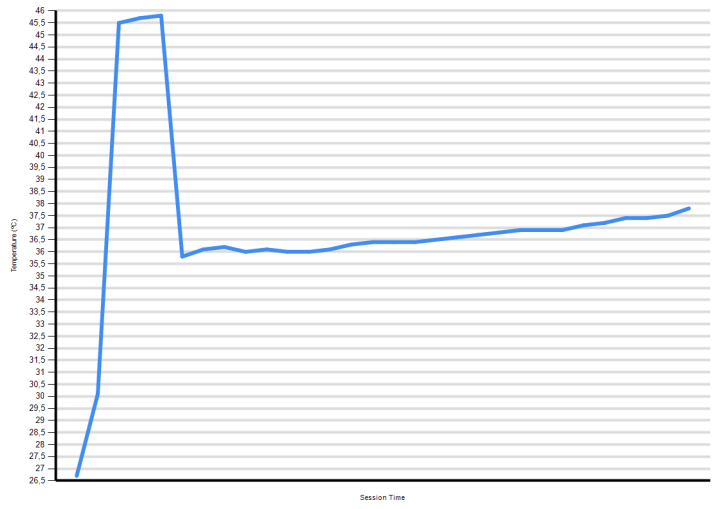
Informe Meteorológico



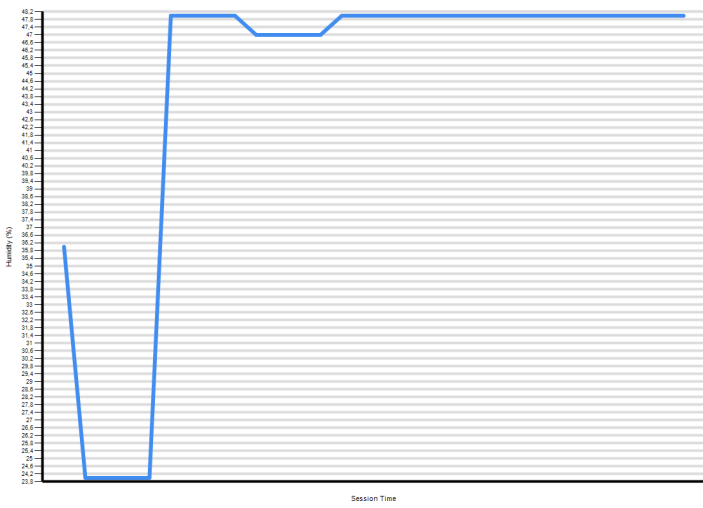
Air Temperature



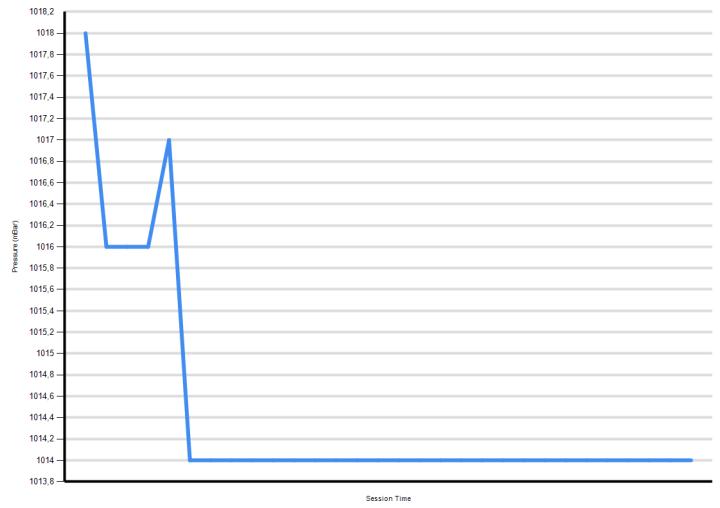
Track Temperature



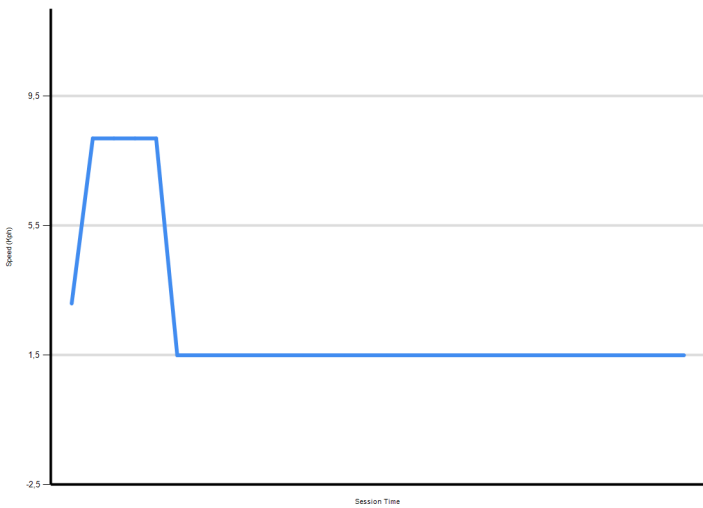
Humidity



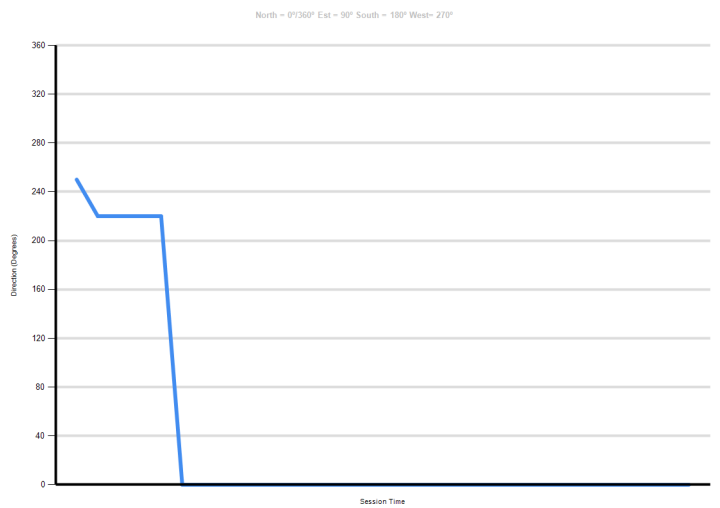
Pressure

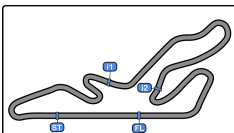


Wind Speed



Wind direction





Circuito de Madrid Jarama - RACE

Caterham 340R

Qualifying

Resultados Provisionales

Circuito de Madrid Jarama-RACE 3.850 m.



Cls	Nº	Team	Driver - 1	Driver - 2	Vehicle	Cat	Cls	Laps	Best	Time	Gap	Interval	Km/h
1	7	CRM Motorsport	Miguel Ferreira		Caterham 340R	340R	1	8	5	1:48.355			127.9
2	25	CRM Motorsport	Daniel Ferreira		Caterham 340R	340R	2	9	3	1:48.572	0.217	0.217	127.6
3	57	HIRUNDO Motors	Bernardo Bello		Caterham 340R	340R	3	8	2	1:48.933	0.578	0.361	127.2
4	65	CRM Motorsport	Kevin Embourg		Caterham 340R	340R	4	9	2	1:49.210	0.855	0.277	126.9
5	84	CRM Motorsport	Abílio Justo		Caterham 340R	340R	5	9	7	1:49.458	1.103	0.248	126.6
6	12	Speedy Motorsport	Gonçalo Aguiar de Matos		Caterham 340R	340R	6	8	4	1:49.639	1.284	0.181	126.4
7	52	CRM Motorsport	Pedro Ramos		Caterham 340R	340R	7	9	3	1:50.104	1.749	0.465	125.8
8	87	HIRUNDO Motors	Ricardo Costa		Caterham 340R	340R	8	5	2	1:50.187	1.832	0.083	125.7
9	5	CRM Motorsport	José Rodrigues		Caterham 340R	340R	9	9	3	1:50.201	1.846	0.014	125.7
10	32	Formula F	Rafael Antunes		Caterham 340R	340R	10	9	6	1:50.240	1.885	0.039	125.7
11	19	ADESS	Salvador Posser de Andrade		Caterham 340R	340R	11	9	4	1:50.439	2.084	0.199	125.4
12	38	CRM Motorsport	Hugo Antão		Caterham 340R	340R	12	7	2	1:50.838	2.483	0.399	125.0
13	74	CRM Motorsport	Bernardo Gonzalez		Caterham 340R	340R	13	9	2	1:50.863	2.508	0.025	125.0
14	77	HIRUNDO Motors	Miguel Carmo		Caterham 340R	340R	14	8	3	1:51.343	2.988	0.480	124.4
15	97	Speedy Motorsport	Guilherme Aguiar de Matos		Caterham 340R	340R	15	8	7	1:51.971	3.616	0.628	123.7
16	80	Formula F	Alex Nabuco		Caterham 340R	340R	16	8	7	1:55.835	7.480	3.864	119.6

Published at:.....

Track Temp: 47.8 °C Air Temp: 25.4 °C Humidity: 27 % Track Status: SECA

Race Director:

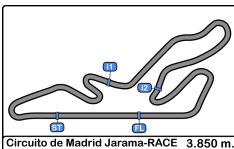
Borja MAYOR

DC-0500-ESP/M

Timekeeper:

Maria.Jesús GAMAZO

JOB-0499-ESP/M



Circuito de Madrid Jarama - RACE

Caterham 340R

Qualifying

Resultados Provisionales por Categoría



340R													
Cls	Nº	Team	Driver - 1	Driver - 2	Vehicle	Cat	Cls	Laps	Best	Time	Gap	Interval	Km/h
1	7	CRM Motorsport	Miguel Ferreira		Caterham 340R	340R	1	8	5	1:48.355			127.9
2	25	CRM Motorsport	Daniel Ferreira		Caterham 340R	340R	2	9	3	1:48.572	0.217	0.217	127.6
3	57	HIRUNDO Motors	Bernardo Bello		Caterham 340R	340R	3	8	2	1:48.933	0.578	0.361	127.2
4	65	CRM Motorsport	Kevin Embourg		Caterham 340R	340R	4	9	2	1:49.210	0.855	0.277	126.9
5	84	CRM Motorsport	Abílio Justo		Caterham 340R	340R	5	9	7	1:49.458	1.103	0.248	126.6
6	12	Speedy Motorsport	Gonçalo Aguiar de Matos		Caterham 340R	340R	6	8	4	1:49.639	1.284	0.181	126.4
7	52	CRM Motorsport	Pedro Ramos		Caterham 340R	340R	7	9	3	1:50.104	1.749	0.465	125.8
8	87	HIRUNDO Motors	Ricardo Costa		Caterham 340R	340R	8	5	2	1:50.187	1.832	0.083	125.7
9	5	CRM Motorsport	José Rodrigues		Caterham 340R	340R	9	9	3	1:50.201	1.846	0.014	125.7
10	32	Formula F	Rafael Antunes		Caterham 340R	340R	10	9	6	1:50.240	1.885	0.039	125.7
11	19	ADESS	Salvador Posser de Andrade		Caterham 340R	340R	11	9	4	1:50.439	2.084	0.199	125.4
12	38	CRM Motorsport	Hugo Antão		Caterham 340R	340R	12	7	2	1:50.838	2.483	0.399	125.0
13	74	CRM Motorsport	Bernardo Gonzalez		Caterham 340R	340R	13	9	2	1:50.863	2.508	0.025	125.0
14	77	HIRUNDO Motors	Miguel Carmo		Caterham 340R	340R	14	8	3	1:51.343	2.988	0.480	124.4
15	97	Speedy Motorsport	Guilherme Aguiar de Matos		Caterham 340R	340R	15	8	7	1:51.971	3.616	0.628	123.7
16	80	Formula F	Alex Nabuco		Caterham 340R	340R	16	8	7	1:55.835	7.480	3.864	119.6

Published at:.....

Track Temp: 47.8 °C Air Temp: 25.4 °C Humidity: 27 % Track Status: SECA

Race Director:

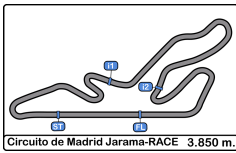
Borja MAYOR

DC-0500-ESP/M

Timekeeper:

Maria.Jesús GAMAZO

JOB-0499-ESP/M



Circuito de Madrid Jarama - RACE

Caterham 340R

Qualifying

Tiempos Por Vuelta



5 José Rodrigues Caterham 340R **25** Daniel Ferreira Caterham 340R
 340R CRM Motorsport 340R CRM Motorsport

Lap	D	Time	Sector 1	Sector 2	Sector 3	T. Spd	Elapsed	Lap	D	Time	Sector 1	Sector 2	Sector 3	T. Spd	Elapsed
1		13:12:14.763	13:11:05.126	38.426	31.211	89.7	13:12:14.763	1		13:12:16.446	13:11:06.603	38.569	31.274	98.4	13:12:16.446
2		1:50.571	42.664	36.655	31.252	200.3	13:14:05.334	2		1:50.650	42.880	36.536	31.234	205.7	13:14:07.096
3		1:50.201	42.417	36.807	30.977	195.6	13:15:55.535	3		1:48.572	41.626	36.151	30.795	204.1	13:15:55.668
4		2:01.375	44.123	43.165	34.087	193.5	13:17:56.910	4		2:06.758	45.468	50.061	31.229	195.6	13:18:02.426
5		1:51.070	42.939	36.967	31.164	191.4	13:19:47.980	5		1:49.489	42.278	36.308	30.903	199.2	13:19:51.915
6		1:52.920	44.530	36.792	31.598	189.8	13:21:40.900	6		1:49.869	42.057	36.327	31.485	195.6	13:21:41.784
7		1:51.118	42.698	36.975	31.445	202.6	13:23:32.018	7		1:50.821	42.178	37.879	30.764	200.0	13:23:32.605
8		1:51.961	43.136	37.453	31.372	201.8	13:25:23.979	8		1:58.584	42.633	41.345	34.606	202.6	13:25:31.189
9		2:18.276 P	52.496	43.025	42.755	148.3	13:27:42.255	9		2:25.265 P	56.313	44.523	44.429	124.7	13:27:56.454

7 Miguel Ferreira Caterham 340R **32** Rafael Antunes Caterham 340R
 340R CRM Motorsport 340R Formula F

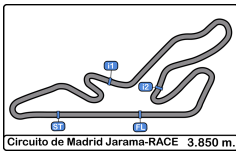
Lap	D	Time	Sector 1	Sector 2	Sector 3	T. Spd	Elapsed	Lap	D	Time	Sector 1	Sector 2	Sector 3	T. Spd	Elapsed
1		13:12:13.741	13:11:04.239	38.462	31.040	91.9	13:12:13.741	1		13:12:43.289	13:11:31.882	38.231	33.176	89.4	13:12:43.289
2		1:49.592	42.766	36.421	30.405	183.3	13:14:03.333	2		1:52.005	43.685	36.878	31.442	189.1	13:14:35.294
3		1:49.108	42.060	36.483	30.565	194.9	13:15:52.441	3		1:51.355	42.985	37.125	31.245	198.5	13:16:26.649
4		2:08.627	48.301	49.538	30.788	177.3	13:18:01.068	4		1:50.840	42.780	36.770	31.290	192.5	13:18:17.489
5		1:48.355	41.742	36.065	30.548	199.2	13:19:49.423	5		1:52.083	43.849	36.690	31.544	184.9	13:20:09.572
6		1:53.521	41.930	36.556	35.035	205.7	13:21:42.944	6		1:50.240	42.430	36.723	31.087	201.8	13:21:59.812
7		1:49.253	41.853	36.278	31.122	198.8	13:23:32.197	7		1:51.906	43.122	37.063	31.721	194.9	13:23:51.718
8		2:00.941 P	42.030	37.013	41.898	200.7	13:25:33.138	8		1:56.836	45.165	39.109	32.562	176.7	13:25:48.554
9		2:23.100 P						9		2:23.100 P	51.635	44.734	46.731	152.7	13:28:11.654

12 Gonçalo Aguiar de Matos Caterham 340R **38** Hugo Antão Caterham 340R
 340R Speedy Motorsport 340R CRM Motorsport

Lap	D	Time	Sector 1	Sector 2	Sector 3	T. Spd	Elapsed	Lap	D	Time	Sector 1	Sector 2	Sector 3	T. Spd	Elapsed
1		13:13:35.007	13:12:23.514	39.071	32.422	96.6	13:13:35.007	1		13:12:15.946	13:11:06.240	38.266	31.440	91.1	13:12:15.946
2		1:50.790	43.006	36.661	31.123	189.8	13:15:25.797	2		1:50.838	42.725	36.931	31.182	196.7	13:14:06.784
3		1:50.723	42.606	36.831	31.286	189.4	13:17:16.520	3		1:51.555	42.972	37.285	31.298	197.8	13:15:58.339
4		1:49.639	42.573	36.378	30.688	191.4	13:19:06.159	4		2:19.139 P	45.888	48.397	44.854	194.5	13:18:17.478
5		1:55.036 P	42.341	36.284	36.411	194.2	13:21:01.195	5		5:21.747	4:12.050	38.010	31.687	93.9	13:23:39.225
6		3:29.222	2:06.558	48.969	33.695	94.9	13:24:30.417	6		1:51.661	42.713	37.263	31.685	197.8	13:25:30.886
7		2:03.581	43.433	44.618	35.530	197.0	13:26:33.998	7		2:26.869 P	53.675	46.695	46.499	132.0	13:27:57.755
8		2:24.782 P	52.697	43.239	48.846	132.6	13:28:58.780								

19 Salvador Posser de Andrade Caterham 340R **52** Pedro Ramos Caterham 340R
 340R ADESS 340R CRM Motorsport

Lap	D	Time	Sector 1	Sector 2	Sector 3	T. Spd	Elapsed	Lap	D	Time	Sector 1	Sector 2	Sector 3	T. Spd	Elapsed
1		13:12:43.389	13:11:32.396	38.168	32.825	88.5	13:12:43.389	1		13:12:25.195	13:11:13.598	39.705	31.892	96.0	13:12:25.195
2		1:51.030	42.949	36.805	31.276	191.4	13:14:34.419	2		1:50.739	42.869	36.649	31.221	193.8	13:14:15.934
3		1:53.158	43.213	38.285	31.660	190.1	13:16:27.577	3		1:50.104	42.452	36.437	31.215	194.5	13:16:06.038
4		1:50.439	42.775	36.531	31.133	195.6	13:18:18.016	4		1:52.204	42.463	38.358	31.383	196.0	13:17:58.242
5		1:51.122	42.532	36.799	31.791	202.2	13:20:09.138	5		1:50.686	42.425	36.683	31.578	197.8	13:19:48.928
6		1:51.515	43.676	36.571	31.268	180.6	13:22:00.653	6		1:51.180	42.829	36.815	31.536	201.4	13:21:40.108
7		1:51.513	42.989	37.121	31.403	199.2	13:23:52.166	7		1:51.258	42.481	37.305	31.472	196.3	13:23:31.366
8		1:54.774	43.736	38.681	32.357	203.0	13:25:46.940	8		1:50.640	42.436	36.925	31.279	193.5	13:25:22.006
9		2:46.462 P	59.266	56.976	50.220	125.7	13:28:33.402	9		2:27.693 P	53.491	48.768	45.434	138.6	13:27:49.699



Circuito de Madrid Jarama - RACE

Caterham 340R

Qualifying

Tiempos Por Vuelta



57 Bernardo Bello Caterham 340R **80** Alex Nabuco Caterham 340R
 340R HIRUNDO Motors 340R Formula F

Lap	D	Time	Sector 1	Sector 2	Sector 3	T. Spd	Elapsed	Lap	D	Time	Sector 1	Sector 2	Sector 3	T. Spd	Elapsed
1		13:12:20.026	13:11:09.726	38.180	32.120	88.5	13:12:20.026	1		13:12:43.199	13:11:24.611	43.898	34.690	38.6	13:12:43.199
2		1:48.933	42.010	36.444	30.479	194.5	13:14:08.959	2		2:00.061	47.097	39.614	33.350	160.7	13:14:43.260
3		1:59.587 P	41.790	38.165	39.632	200.3	13:16:08.546	3		1:58.011	45.004	39.672	33.335	188.8	13:16:41.271
4		4:06.152	2:58.279	36.593	31.280	108.4	13:20:14.698	4		1:59.400	45.201	40.585	33.614	188.4	13:18:40.671
5		1:49.390	42.146	36.538	30.706	193.8	13:22:04.088	5		1:57.429	45.405	39.258	32.766	190.1	13:20:38.100
6		1:49.305	42.050	36.383	30.872	195.2	13:23:53.393	6		1:56.158	45.042	38.769	32.347	191.4	13:22:34.258
7		1:52.614	42.090	38.710	31.814	197.0	13:25:46.007	7		1:55.835	44.427	38.850	32.558	191.1	13:24:30.093
8		2:41.783 P	56.413	54.069	51.301	158.5	13:28:27.790	8		2:14.508 P	46.039	43.033	45.436	177.0	13:26:44.601

65 Kevin Embourg Caterham 340R **84** Abílio Justo Caterham 340R
 340R CRM Motorsport 340R CRM Motorsport

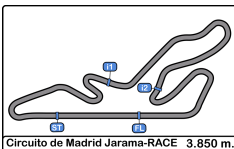
Lap	D	Time	Sector 1	Sector 2	Sector 3	T. Spd	Elapsed	Lap	D	Time	Sector 1	Sector 2	Sector 3	T. Spd	Elapsed
1		13:12:14.089	13:11:04.480	38.620	30.989	96.2	13:12:14.089	1		13:12:18.062	13:11:08.014	38.524	31.524	99.0	13:12:18.062
2		1:49.210	41.899	36.655	30.656	200.3	13:14:03.299	2		1:50.143	42.249	36.784	31.110	200.7	13:14:08.205
3		1:49.584	42.595	36.355	30.634	193.5	13:15:52.883	3		1:51.222	42.265	37.140	31.817	204.5	13:15:59.427
4		1:49.700	41.894	36.753	31.053	203.0	13:17:42.583	4		1:50.919	42.795	37.140	30.984	197.0	13:17:50.346
5		1:59.609	42.659	44.789	32.161	191.8	13:19:42.192	5		1:51.368	43.000	37.050	31.318	191.4	13:19:41.714
6		1:49.602	42.068	36.609	30.925	203.3	13:21:31.794	6		1:50.500	43.022	36.489	30.989	193.5	13:21:32.214
7		2:01.036	48.645	41.929	30.462	184.9	13:23:32.830	7		1:49.458	41.758	36.794	30.906	205.3	13:23:21.672
8		1:49.612	41.844	36.734	31.034	209.3	13:25:22.442	8		1:50.163	42.464	36.724	30.975	195.2	13:25:11.835
9		2:29.140 P	53.751	49.209	46.180	160.7	13:27:51.582	9		2:04.664 P	45.016	37.898	41.750	152.5	13:27:16.499

74 Bernardo Gonzalez Caterham 340R **87** Ricardo Costa Caterham 340R
 340R CRM Motorsport 340R HIRUNDO Motors

Lap	D	Time	Sector 1	Sector 2	Sector 3	T. Spd	Elapsed	Lap	D	Time	Sector 1	Sector 2	Sector 3	T. Spd	Elapsed
1		13:12:18.017	13:11:07.659	38.574	31.784	94.5	13:12:18.017	1		13:12:17.430	13:11:07.174	38.518	31.738	97.1	13:12:17.430
2		1:50.863	42.890	36.981	30.992	196.7	13:14:08.880	2		1:50.187	42.553	36.691	30.943	197.8	13:14:07.617
3		1:52.158	42.891	37.382	31.885	197.0	13:16:01.038	3		1:54.420	42.372	37.260	34.788	203.3	13:16:02.037
4		1:58.785	43.414	38.343	37.028	190.4	13:17:59.823	4		2:00.304 P	44.312	37.758	38.234	171.7	13:18:02.341
5		1:53.569	44.544	37.475	31.550	191.4	13:19:53.392	5		3:00.774 P	1:44.227	39.976	36.571	97.5	13:21:03.115
6		1:52.022	42.763	37.869	31.390	194.5	13:21:45.414								
7		1:52.188	42.919	37.532	31.737	194.2	13:23:37.602								
8		1:52.894	43.228	37.646	32.020	190.4	13:25:30.496								
9		2:34.648 P	56.801	51.593	46.254	115.5	13:28:05.144								

77 Miguel Carmo Caterham 340R **97** Guilherme Aguiar de Matos Caterham 340R
 340R HIRUNDO Motors 340R Speedy Motorsport

Lap	D	Time	Sector 1	Sector 2	Sector 3	T. Spd	Elapsed	Lap	D	Time	Sector 1	Sector 2	Sector 3	T. Spd	Elapsed
1		13:12:25.980	13:11:14.163	39.865	31.952	76.6	13:12:25.980	1		13:13:34.864	13:12:22.125	39.781	32.958	93.9	13:13:34.864
2		1:51.894	43.325	37.232	31.337	198.5	13:14:17.874	2		2:02.330	52.799	37.784	31.747	187.1	13:15:37.194
3		1:51.343	42.807	37.326	31.210	195.2	13:16:09.217	3		1:51.999	43.341	37.037	31.621	187.5	13:17:29.193
4		2:05.731 P	42.828	38.725	44.178	193.8	13:18:14.948	4		1:52.461	43.302	37.327	31.832	189.4	13:19:21.654
5		3:10.027	2:00.490	37.773	31.764	91.2	13:21:24.975	5		2:02.800 P	43.167	37.214	42.419	190.1	13:21:24.454
6		1:52.743	43.269	37.708	31.766	192.8	13:23:17.718	6		3:30.948	2:20.521	38.237	32.190	101.3	13:24:55.402
7		1:52.797	43.307	37.717	31.773	192.1	13:25:10.515	7		1:51.971	43.302	37.299	31.370	188.8	13:26:47.373
8		2:09.932 P	47.686	37.628	44.618	141.3	13:27:20.447	8		2:15.128 P	48.539	42.271	44.318	161.9	13:29:02.501



Circuito de Madrid Jarama - RACE

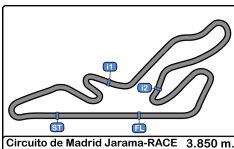
Caterham 340R

Qualifying

Mejores Sectores



Sector - 1		Sector - 2		Sector - 3		Ideal Lap vs Best Lap					
Clas	Nº Driver	Time	Nº Driver	Time	Nº Driver	Time	Clas	Nº Driver	Ideal Lap	Best Lap	Clas
1	25 Daniel Ferreira	41.626	7 Miguel Ferreira	36.065	7 Miguel Ferreira	30.405	1	7 Miguel Ferreira	1:48.212	1:48.355	1
2	7 Miguel Ferreira	41.742	25 Daniel Ferreira	36.151	65 Kevin Embourg	30.462	2	25 Daniel Ferreira	1:48.541	1:48.572	2
3	84 Abílio Justo	41.758	12 Gonçalo Aguiar de Matos	36.284	57 Bernardo Bello	30.479	3	57 Bernardo Bello	1:48.652	1:48.933	3
4	57 Bernardo Bello	41.790	65 Kevin Embourg	36.355	12 Gonçalo Aguiar de Matos	30.688	4	65 Kevin Embourg	1:48.661	1:49.210	4
5	65 Kevin Embourg	41.844	57 Bernardo Bello	36.383	25 Daniel Ferreira	30.764	5	84 Abílio Justo	1:49.153	1:49.458	5
6	12 Gonçalo Aguiar de Matos	42.341	52 Pedro Ramos	36.437	84 Abílio Justo	30.906	6	12 Gonçalo Aguiar de Matos	1:49.313	1:49.639	6
7	87 Ricardo Costa	42.372	84 Abílio Justo	36.489	87 Ricardo Costa	30.943	7	87 Ricardo Costa	1:50.006	1:50.187	8
8	5 José Rodrigues	42.417	19 Salvador Posser de Andrade	36.531	5 José Rodrigues	30.977	8	5 José Rodrigues	1:50.049	1:50.201	9
9	52 Pedro Ramos	42.425	5 José Rodrigues	36.655	74 Bernardo Gonzalez	30.992	9	52 Pedro Ramos	1:50.077	1:50.104	7
10	32 Rafael Antunes	42.430	32 Rafael Antunes	36.690	32 Rafael Antunes	31.087	10	19 Salvador Posser de Andrade	1:50.196	1:50.439	11
11	19 Salvador Posser de Andrade	42.532	87 Ricardo Costa	36.691	19 Salvador Posser de Andrade	31.133	11	32 Rafael Antunes	1:50.207	1:50.240	10
12	38 Hugo Antão	42.713	38 Hugo Antão	36.931	38 Hugo Antão	31.182	12	74 Bernardo Gonzalez	1:50.736	1:50.863	13
13	74 Bernardo Gonzalez	42.763	74 Bernardo Gonzalez	36.981	77 Miguel Carmo	31.210	13	38 Hugo Antão	1:50.826	1:50.838	12
14	77 Miguel Carmo	42.807	97 Guilherme Aguiar de Matos	37.037	52 Pedro Ramos	31.215	14	77 Miguel Carmo	1:51.249	1:51.343	14
15	97 Guilherme Aguiar de Matos	43.167	77 Miguel Carmo	37.232	97 Guilherme Aguiar de Matos	31.370	15	97 Guilherme Aguiar de Matos	1:51.574	1:51.971	15
16	80 Alex Nabuco	44.427	80 Alex Nabuco	38.769	80 Alex Nabuco	32.347	16	80 Alex Nabuco	1:55.543	1:55.835	16



Circuito de Madrid Jarama - RACE

Caterham 340R

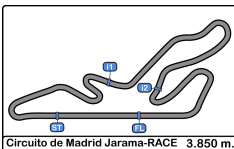
Qualifying

5 Mejores Tiempos



Circuito de Madrid Jarama-RACE 3.850 m.

Cl	Nº Team	Driver - 1	Driver - 2	Vehicle	Cat	Cl	Best 1		Best 2		Best 3		Best 4		Best 5	
							Time	Lap	Time	Lap	Time	Lap	Time	Lap	Time	Lap
1	7 CRM Motorsport	Miguel Ferreira		Caterham 340R	340R	1	1:48.355	5	1:49.108	3	1:49.253	7	1:49.592	2	1:53.521	6
2	25 CRM Motorsport	Daniel Ferreira		Caterham 340R	340R	2	1:48.572	3	1:49.489	5	1:49.869	6	1:50.650	2	1:50.821	7
3	57 HIRUNDO Motors	Bernardo Bello		Caterham 340R	340R	3	1:48.933	2	1:49.305	6	1:49.390	5	1:52.614	7	1:59.587	3
4	65 CRM Motorsport	Kevin Embourg		Caterham 340R	340R	4	1:49.210	2	1:49.584	3	1:49.602	6	1:49.612	8	1:49.700	4
5	84 CRM Motorsport	Abílio Justo		Caterham 340R	340R	5	1:49.458	7	1:50.143	2	1:50.163	8	1:50.500	6	1:50.919	4
6	12 Speedy Motorsport	Gonçalo Aguiar de Matos		Caterham 340R	340R	6	1:49.639	4	1:50.723	3	1:50.790	2	1:55.036	5	2:03.581	7
7	52 CRM Motorsport	Pedro Ramos		Caterham 340R	340R	7	1:50.104	3	1:50.640	8	1:50.686	5	1:50.739	2	1:51.180	6
8	87 HIRUNDO Motors	Ricardo Costa		Caterham 340R	340R	8	1:50.187	2	1:54.420	3	2:00.304	4	3:00.774	5		
9	5 CRM Motorsport	José Rodrigues		Caterham 340R	340R	9	1:50.201	3	1:50.571	2	1:51.070	5	1:51.118	7	1:51.961	8
10	32 Formula F	Rafael Antunes		Caterham 340R	340R	10	1:50.240	6	1:50.840	4	1:51.355	3	1:51.906	7	1:52.005	2
11	19 ADESS	Salvador Posser de Andrade		Caterham 340R	340R	11	1:50.439	4	1:51.030	2	1:51.122	5	1:51.513	7	1:51.515	6
12	38 CRM Motorsport	Hugo Antão		Caterham 340R	340R	12	1:50.838	2	1:51.555	3	1:51.661	6	2:19.139	4	2:26.869	7
13	74 CRM Motorsport	Bernardo Gonzalez		Caterham 340R	340R	13	1:50.863	2	1:52.022	6	1:52.158	3	1:52.188	7	1:52.894	8
14	77 HIRUNDO Motors	Miguel Carmo		Caterham 340R	340R	14	1:51.343	3	1:51.894	2	1:52.743	6	1:52.797	7	2:05.731	4
15	97 Speedy Motorsport	Guilherme Aguiar de Matos		Caterham 340R	340R	15	1:51.971	7	1:51.999	3	1:52.461	4	2:02.330	2	2:02.800	5
16	80 Formula F	Alex Nabuco		Caterham 340R	340R	16	1:55.835	7	1:56.158	6	1:57.429	5	1:58.011	3	1:59.400	4



Circuito de Madrid Jarama - RACE

Caterham 340R

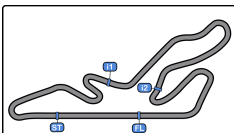
Qualifying

5 Mejores Velocidades



Circuito de Madrid Jarama-RACE 3.850 m.

Cl	Nº Team	Driver - 1	Driver - 2	Vehicle	Cat	Cl	Top 1		Top 2		Top 3		Top 4		Top 5		Avg
							Km/h	Lap	Km/h	Lap	Km/h	Lap	Km/h	Lap	Km/h	Lap	
1	65 CRM Motorsport	Kevin Embourg		Caterham 340R	340R	1	209.3	8	203.3	6	203.0	4	200.3	2	193.5	3	201.9
2	7 CRM Motorsport	Miguel Ferreira		Caterham 340R	340R	2	205.7	6	200.7	8	199.2	5	198.8	7	194.9	3	199.9
3	25 CRM Motorsport	Daniel Ferreira		Caterham 340R	340R	3	205.7	2	204.1	3	202.6	8	200.0	7	199.2	5	202.3
4	84 CRM Motorsport	Abílio Justo		Caterham 340R	340R	4	205.3	7	204.5	3	200.7	2	197.0	4	195.2	8	200.5
5	87 HIRUNDO Motors	Ricardo Costa		Caterham 340R	340R	5	203.3	3	197.8	2	171.7	4	97.5	5	97.1	1	153.5
6	19 ADESS	Salvador Posser de Andrade		Caterham 340R	340R	6	203.0	8	202.2	5	199.2	7	195.6	4	191.4	2	198.3
7	5 CRM Motorsport	José Rodrigues		Caterham 340R	340R	7	202.6	7	201.8	8	200.3	2	195.6	3	193.5	4	198.8
8	32 Formula F	Rafael Antunes		Caterham 340R	340R	8	201.8	6	198.5	3	194.9	7	192.5	4	189.1	2	195.3
9	52 CRM Motorsport	Pedro Ramos		Caterham 340R	340R	9	201.4	6	197.8	5	196.3	7	196.0	4	194.5	3	197.2
10	57 HIRUNDO Motors	Bernardo Bello		Caterham 340R	340R	10	200.3	3	197.0	7	195.2	6	194.5	2	193.8	5	196.2
11	77 HIRUNDO Motors	Miguel Carmo		Caterham 340R	340R	11	198.5	2	195.2	3	193.8	4	192.8	6	192.1	7	194.5
12	38 CRM Motorsport	Hugo Antão		Caterham 340R	340R	12	197.8	3	197.8	6	196.7	2	194.5	4	132.0	7	183.7
13	12 Speedy Motorsport	Gonçalo Aguiar de Matos		Caterham 340R	340R	13	197.0	7	194.2	5	191.4	4	189.8	2	189.4	3	192.4
14	74 CRM Motorsport	Bernardo Gonzalez		Caterham 340R	340R	14	197.0	3	196.7	2	194.5	6	194.2	7	191.4	5	194.8
15	80 Formula F	Alex Nabuco		Caterham 340R	340R	15	191.4	6	191.1	7	190.1	5	188.8	3	188.4	4	190.0
16	97 Speedy Motorsport	Guilherme Aguiar de Matos		Caterham 340R	340R	16	190.1	5	189.4	4	188.8	7	187.5	3	187.1	2	188.6



Circuito de Madrid Jarama - RACE

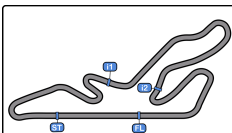
Caterham 340R

Qualifying

Secuencia Vueltas Rápidas



Lap	Day Time	Session Time	Nº Team	Driver - 1	Driver - 2	Vehicle	Cat	Time	Km/h
2	13:14:03.299	4:03.299	65 CRM Motorsport	Kevin Embourg		Caterham 340R	340R	1:49.210	126.9
2	13:14:08.959	4:08.959	57 HIRUNDO Motors	Bernardo Bello		Caterham 340R	340R	1:48.933	127.2
3	13:15:55.668	5:55.668	25 CRM Motorsport	Daniel Ferreira		Caterham 340R	340R	1:48.572	127.6
5	13:19:49.423	9:49.423	7 CRM Motorsport	Miguel Ferreira		Caterham 340R	340R	1:48.355	127.9



Circuito de Madrid Jarama - RACE

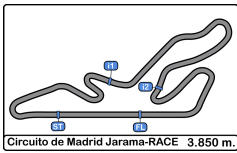
Caterham 340R

Qualifying

Mejor Máxima Velocidad del Evento



Nº	Team	Driver - 1	Driver - 2	Vehicle	Cat	Km/h	Session
65	CRM Motorsport	Kevin Embourg		Caterham 340R	340R	209.3	Qualifying
77	HIRUNDO Motors	Miguel Carmo		Caterham 340R	340R	206.1	Testes Privados - 4
25	CRM Motorsport	Daniel Ferreira		Caterham 340R	340R	205.7	Qualifying
7	CRM Motorsport	Miguel Ferreira		Caterham 340R	340R	205.7	Qualifying
84	CRM Motorsport	Abílio Justo		Caterham 340R	340R	205.3	Qualifying
87	HIRUNDO Motors	Ricardo Costa		Caterham 340R	340R	203.3	Qualifying
19	ADESS	Salvador Posser de Andrade		Caterham 340R	340R	203.0	Qualifying
5	CRM Motorsport	José Rodrigues		Caterham 340R	340R	202.6	Qualifying
57	HIRUNDO Motors	Bernardo Bello		Caterham 340R	340R	202.2	Testes Privados - 4
32	Formula F	Rafael Antunes		Caterham 340R	340R	201.8	Qualifying
52	CRM Motorsport	Pedro Ramos		Caterham 340R	340R	201.4	Qualifying
38	CRM Motorsport	Hugo Antão		Caterham 340R	340R	200.7	Testes Privados - 4
74	CRM Motorsport	Bernardo Gonzalez		Caterham 340R	340R	199.2	Testes Privados - 4
12	Speedy Motorsport	Gonçalo Aguiar de Matos		Caterham 340R	340R	197.0	Qualifying
80	Formula F	Alex Nabuco		Caterham 340R	340R	196.7	Testes Privados - 4
97	Speedy Motorsport	Guilherme Aguiar de Matos		Caterham 340R	340R	190.1	Qualifying



Circuito de Madrid Jarama - RACE

Caterham 340R

Qualifying

Tiempos Parada en Pit



12 Gonçalo Aguiar de Matos Caterham 340R
 340R Speedy Motorsport

Nº	In Day Time	In Time	Out Time	Pit Time	T. Pit Time	Handicap	Diff.
1	13:20:57.863	13:20:57.863	13:22:22.924	1:25.061	1:25.061		

38 Hugo Antão Caterham 340R
 340R CRM Motorsport

Nº	In Day Time	In Time	Out Time	Pit Time	T. Pit Time	Handicap	Diff.
1	13:18:13.273	13:18:13.273	13:21:45.086	3:31.813	3:31.813		

57 Bernardo Bello Caterham 340R
 340R HIRUNDO Motors

Nº	In Day Time	In Time	Out Time	Pit Time	T. Pit Time	Handicap	Diff.
1	13:16:04.560	13:16:04.560	13:18:28.602	2:24.042	2:24.042		

77 Miguel Carmo Caterham 340R
 340R HIRUNDO Motors

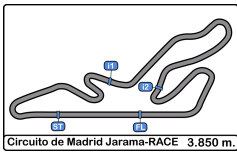
Nº	In Day Time	In Time	Out Time	Pit Time	T. Pit Time	Handicap	Diff.
1	13:18:11.192	13:18:11.192	13:19:33.459	1:22.267	1:22.267		

87 Ricardo Costa Caterham 340R
 340R HIRUNDO Motors

Nº	In Day Time	In Time	Out Time	Pit Time	T. Pit Time	Handicap	Diff.
1	13:17:59.531	13:17:59.531	13:19:03.303	1:03.772	1:03.772		

97 Guilherme Aguiar de Matos Caterham 340R
 340R Speedy Motorsport

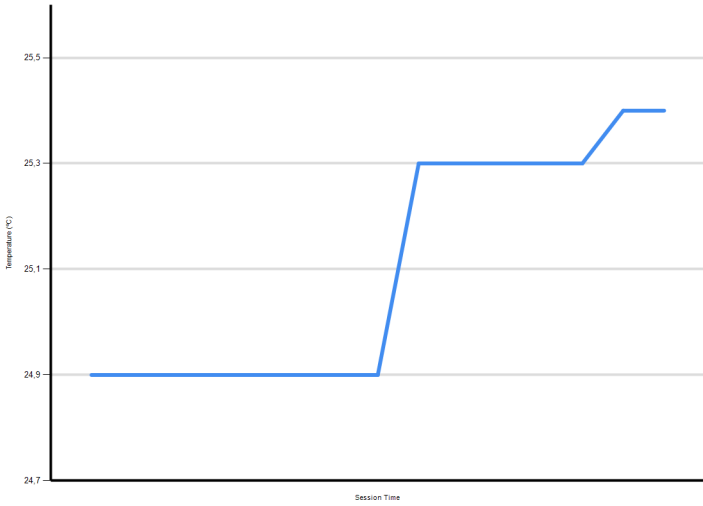
Nº	In Day Time	In Time	Out Time	Pit Time	T. Pit Time	Handicap	Diff.
1	13:21:15.496	13:21:15.496	13:23:05.192	1:49.696	1:49.696		



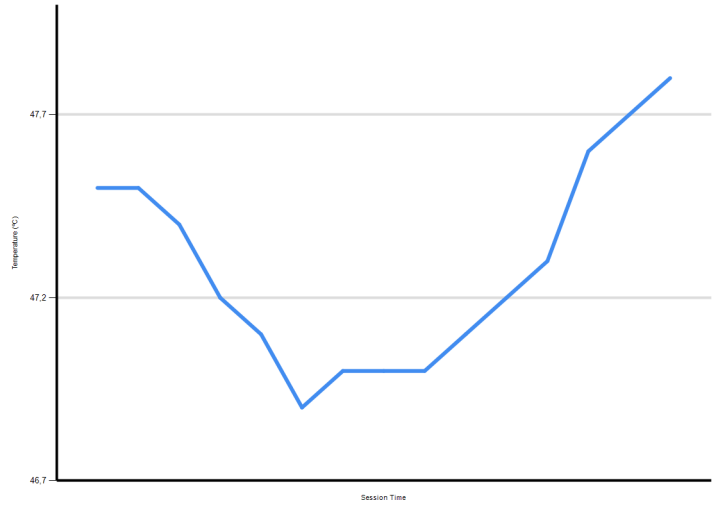
Circuito de Madrid Jarama - RACE
Caterham 340R
Qualifying
Informe Meteorológico



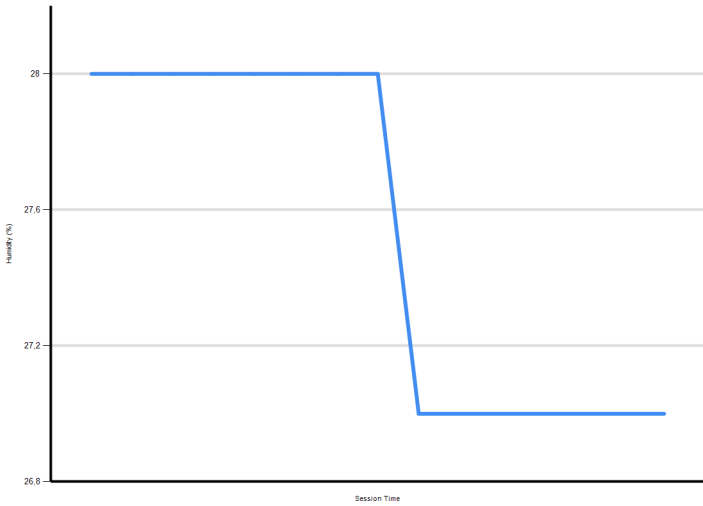
Air Temperature




Track Temperature



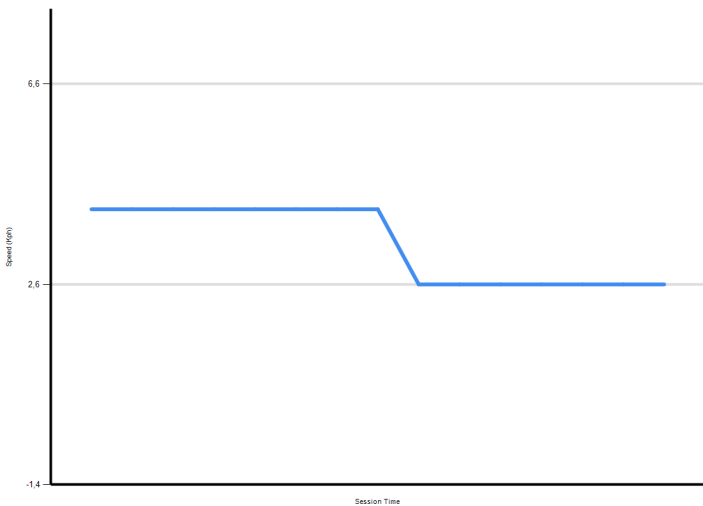
Humidity



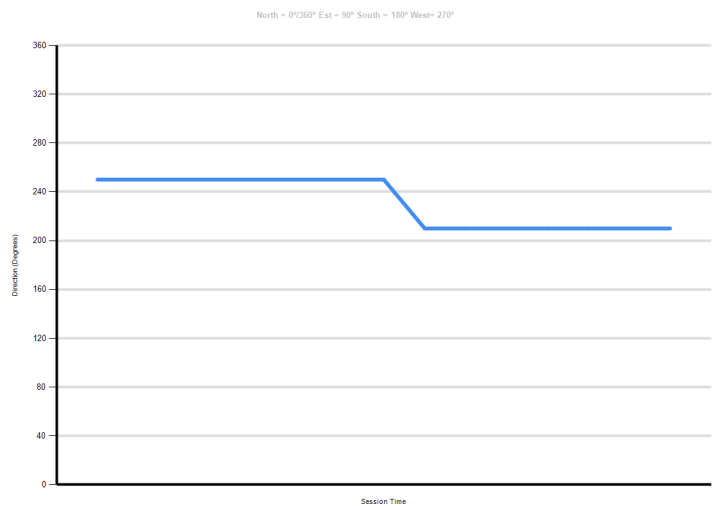
Pressure

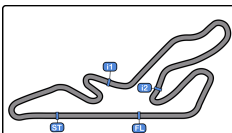


Wind Speed



Wind direction





Circuito de Madrid Jarama - RACE

Caterham 340R

Qualifying

Resultados Finales


Circuito de Madrid Jarama-RACE 3.850 m.

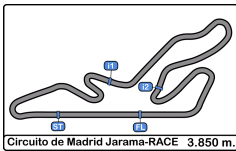


Cls	Nº	Team	Driver - 1	Driver - 2	Vehicle	Cat	Cls	Laps	Best	Time	Gap	Interval	Km/h
1	7	CRM Motorsport	Miguel Ferreira		Caterham 340R	340R	1	8	5	1:48.355			127.9
2	25	CRM Motorsport	Daniel Ferreira		Caterham 340R	340R	2	9	3	1:48.572	0.217	0.217	127.6
3	57	HIRUNDO Motors	Bernardo Bello		Caterham 340R	340R	3	8	2	1:48.933	0.578	0.361	127.2
4	65	CRM Motorsport	Kevin Embourg		Caterham 340R	340R	4	9	2	1:49.210	0.855	0.277	126.9
5	84	CRM Motorsport	Abílio Justo		Caterham 340R	340R	5	9	7	1:49.458	1.103	0.248	126.6
6	12	Speedy Motorsport	Gonçalo Aguiar de Matos		Caterham 340R	340R	6	8	4	1:49.639	1.284	0.181	126.4
7	52	CRM Motorsport	Pedro Ramos		Caterham 340R	340R	7	9	3	1:50.104	1.749	0.465	125.8
8	87	HIRUNDO Motors	Ricardo Costa		Caterham 340R	340R	8	5	2	1:50.187	1.832	0.083	125.7
9	5	CRM Motorsport	José Rodrigues		Caterham 340R	340R	9	9	3	1:50.201	1.846	0.014	125.7
10	32	Formula F	Rafael Antunes		Caterham 340R	340R	10	9	6	1:50.240	1.885	0.039	125.7
11	19	ADESS	Salvador Posser de Andrade		Caterham 340R	340R	11	9	4	1:50.439	2.084	0.199	125.4
12	38	CRM Motorsport	Hugo Antão		Caterham 340R	340R	12	7	2	1:50.838	2.483	0.399	125.0
13	74	CRM Motorsport	Bernardo Gonzalez		Caterham 340R	340R	13	9	2	1:50.863	2.508	0.025	125.0
14	77	HIRUNDO Motors	Miguel Carmo		Caterham 340R	340R	14	8	3	1:51.343	2.988	0.480	124.4
15	97	Speedy Motorsport	Guilherme Aguiar de Matos		Caterham 340R	340R	15	8	7	1:51.971	3.616	0.628	123.7
16	80	Formula F	Alex Nabuco		Caterham 340R	340R	16	8	7	1:55.835	7.480	3.864	119.6

Published at:.....

Track Temp: 47.8 °C Air Temp: 25.4 °C Humidity: 27 % Track Status: SECA

Stewards:	Nuno SANTOS	Alberto LINDON	Yolanda GONZÁLEZ	Timekeeper:  Maria Jesús GAMAZO
	CD-PT24/0473	CD-0722-ESP/M	CD-0507-ESP/M	



Circuito de Madrid Jarama - RACE

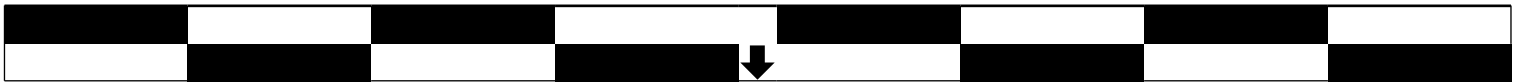
Caterham 340R

Race - 1

Parrilla de Salida



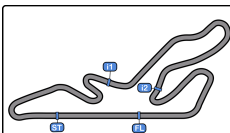
15	97	Guilherme Aquiar de Matos	1:51.971	1:55.835	Alex Nabuco	80	16
13	74	Bernardo Gonzalez	1:50.863	1:51.343	Miguel Carmo	77	14
11	19	Salvador Posser de Andrade	1:50.439	1:50.838	Hugo Antão	38	12
9	5	José Rodrigues	1:50.201	1:50.240	Rafael Antunes	32	10
7	52	Pedro Ramos	1:50.104	1:50.187	Ricardo Costa	87	8
5	84	Abílio Justo	1:49.458	1:49.639	Gonçalo Aquiar de Matos	12	6
3	57	Bernardo Bello	1:48.933	1:49.210	Kevin Embourg	65	4
1	7	Miguel Ferreira	1:48.355	1:48.572	Daniel Ferreira	25	2



Pole

Published at:.....

Stewards:	Nuno SANTOS	Alberto LINDON	Yolanda GONZÁLEZ	Timekeeper: Mária Jesús GAMAZO JOB-0499-ESP/M
	CD-PT24/0473	CD-0722-ESP/M	CD-0507-ESP/M	



Circuito de Madrid Jarama-RACE 3.850 m.

Circuito de Madrid Jarama - RACE

Caterham 340R

Race - 1

Resultados Provisionales



Cls	Nº	Team	Driver - 1	Driver - 2	Vehicle	Cat	Cl	Laps	Total Time	Gap	Interval	Km/h	Best	Time	Km/h
1	57	HIRUNDO Motors	Bernardo Bello		Caterham 340R	340R	1	11	20:14.802			125.5	3	1:49.346	126.7
2	7	CRM Motorsport	Miguel Ferreira		Caterham 340R	340R	2	11	20:15.288	0.486	0.486	125.4	3	1:49.372	126.7
3	12	Speedy Motorsport	Gonçalo Aguiar de Matos		Caterham 340R	340R	3	11	20:16.884	2.082	1.596	125.2	4	1:49.187	126.9
4	65	CRM Motorsport	Kevin Embourg		Caterham 340R	340R	4	11	20:20.650	5.848	3.766	124.9	3	1:49.020	127.1
5	25	CRM Motorsport	Daniel Ferreira		Caterham 340R	340R	5	11	20:23.825	9.023	3.175	124.5	2	1:49.468	126.6
6	5	CRM Motorsport	José Rodrigues		Caterham 340R	340R	6	11	20:29.778	14.976	5.953	123.9	2	1:49.927	126.0
7	52	CRM Motorsport	Pedro Ramos		Caterham 340R	340R	7	11	20:30.475	15.673	0.697	123.9	3	1:50.159	125.8
8	32	Formula F	Rafael Antunes		Caterham 340R	340R	8	11	20:31.254	16.452	0.779	123.8	2	1:50.564	125.3
9	97	Speedy Motorsport	Guilherme Aguiar de Matos		Caterham 340R	340R	9	11	20:44.518	29.716	13.264	122.5	2	1:50.060	125.9
10	87	HIRUNDO Motors	Ricardo Costa		Caterham 340R	340R	10	11	20:47.203	32.401	2.685	122.2	2	1:50.733	125.1
11	19	ADESS	Salvador Posser de Andrade		Caterham 340R	340R	11	11	20:47.324	32.522	0.121	122.2	3	1:50.311	125.6
12	74	CRM Motorsport	Bernardo Gonzalez		Caterham 340R	340R	12	11	21:00.684	45.882	13.360	120.9	2	1:51.149	124.6
13	77	HIRUNDO Motors	Miguel Carmo		Caterham 340R	340R	13	11	21:01.476	46.674	0.792	120.8	11	1:52.078	123.6
14	38	CRM Motorsport	Hugo Antão		Caterham 340R	340R	14	10	21:43.303	1 Vta.	1 Vta.	106.3	2	1:51.296	124.5
15	80	Formula F	Alex Nabuco		Caterham 340R	340R	15	9	20:58.637	2 Vtas.	1 Vta.	99.1	9	1:55.265	120.2
Not classified:															
	84	CRM Motorsport	Abílio Justo		Caterham 340R	340R	16	5	9:31.238	6 Vtas.	4 Vtas.	121.3	3	1:49.533	126.5

Vta. Rápida Kevin Embourg en 1:49.020 a 127.1 Km/h en la vta. 3

Published at:.....

Track Temp: 38.8 °C Air Temp: 28.7 °C Humidity: 21 % Track Status: SECA

Race Director:

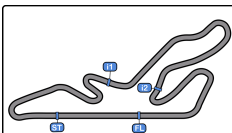
Borja MAYOR

DC-0500-ESP/M

Timekeeper:

Maria.Jesús GAMAZO

JOB-0499-ESP/M



Circuito de Madrid Jarama - RACE

Caterham 340R

Race - 1

Resultados Provisionales por Categoría



340R															
Cls	Nº	Team	Driver - 1	Driver - 2	Vehicle	Cat	Cl	Laps	Total Time	Gap	Interval	Km/h	Best	Time	Km/h
1	57	HIRUNDO Motors	Bernardo Bello		Caterham 340R	340R	1	11	20:14.802			125.5	3	1:49.346	126.7
2	7	CRM Motorsport	Miguel Ferreira		Caterham 340R	340R	2	11	20:15.288	0.486	0.486	125.4	3	1:49.372	126.7
3	12	Speedy Motorsport	Gonçalo Aguiar de Matos		Caterham 340R	340R	3	11	20:16.884	2.082	1.596	125.2	4	1:49.187	126.9
4	65	CRM Motorsport	Kevin Embourg		Caterham 340R	340R	4	11	20:20.650	5.848	3.766	124.9	3	1:49.020	127.1
5	25	CRM Motorsport	Daniel Ferreira		Caterham 340R	340R	5	11	20:23.825	9.023	3.175	124.5	2	1:49.468	126.6
6	5	CRM Motorsport	José Rodrigues		Caterham 340R	340R	6	11	20:29.778	14.976	5.953	123.9	2	1:49.927	126.0
7	52	CRM Motorsport	Pedro Ramos		Caterham 340R	340R	7	11	20:30.475	15.673	0.697	123.9	3	1:50.159	125.8
8	32	Formula F	Rafael Antunes		Caterham 340R	340R	8	11	20:31.254	16.452	0.779	123.8	2	1:50.564	125.3
9	97	Speedy Motorsport	Guilherme Aguiar de Matos		Caterham 340R	340R	9	11	20:44.518	29.716	13.264	122.5	2	1:50.060	125.9
10	87	HIRUNDO Motors	Ricardo Costa		Caterham 340R	340R	10	11	20:47.203	32.401	2.685	122.2	2	1:50.733	125.1
11	19	ADESS	Salvador Posser de Andrade		Caterham 340R	340R	11	11	20:47.324	32.522	0.121	122.2	3	1:50.311	125.6
12	74	CRM Motorsport	Bernardo Gonzalez		Caterham 340R	340R	12	11	21:00.684	45.882	13.360	120.9	2	1:51.149	124.6
13	77	HIRUNDO Motors	Miguel Carmo		Caterham 340R	340R	13	11	21:01.476	46.674	0.792	120.8	11	1:52.078	123.6
14	38	CRM Motorsport	Hugo Antão		Caterham 340R	340R	14	10	21:43.303	1 Vta.	1 Vta.	106.3	2	1:51.296	124.5
15	80	Formula F	Alex Nabuco		Caterham 340R	340R	15	9	20:58.637	2 Vtas.	1 Vta.	99.1	9	1:55.265	120.2

Not classified:

84	CRM Motorsport	Abílio Justo			Caterham 340R	340R	16	5	9:31.238	6 Vtas.	4 Vtas.	121.3	3	1:49.533	126.5
----	----------------	--------------	--	--	---------------	------	----	---	-----------------	---------	---------	-------	---	----------	-------

Vta. Rápida Kevin Embourg en 1:49.020 a 127.1 Km/h en la vta. 3

Published at:.....

Track Temp: **38.8 °C** Air Temp: **28.7 °C** Humidity: **21 %** Track Status: **SECA**

Race Director:

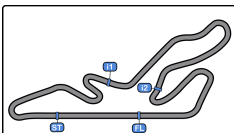
Borja MAYOR

DC-0500-ESP/M

Timekeeper:

Maria.Jesús GAMAZO

JOB-0499-ESP/M



Circuito de Madrid Jarama-RACE 3.850 m.

Circuito de Madrid Jarama - RACE

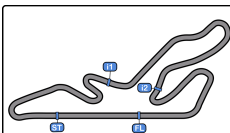
Caterham 340R

Race - 1



Clasificación Provisional por Vuelta Rápida de Piloto

Clas	Nº	Team	Vehicle	Driver	Cat	Clas	Laps	Best	Time	Gap	Interval	Km/h
1	65	CRM Motorsport	Caterham 340R	Kevin Emboura	340R	1	11	3	1:49.020			127.1
2	12	Speedy Motorsport	Caterham 340R	Goncalo Aquiar de Matos	340R	2	11	4	1:49.187	0.167	0.167	126.9
3	57	HIRUNDO Motors	Caterham 340R	Bernardo Bello	340R	3	11	3	1:49.346	0.326	0.159	126.7
4	7	CRM Motorsport	Caterham 340R	Miquel Ferreira	340R	4	11	3	1:49.372	0.352	0.026	126.7
5	25	CRM Motorsport	Caterham 340R	Daniel Ferreira	340R	5	11	2	1:49.468	0.448	0.096	126.6
6	84	CRM Motorsport	Caterham 340R	Abílio Justo	340R	6	5	3	1:49.533	0.513	0.065	126.5
7	5	CRM Motorsport	Caterham 340R	José Rodriques	340R	7	11	2	1:49.927	0.907	0.394	126.0
8	97	Speedy Motorsport	Caterham 340R	Guilherme Aquiar de Matos	340R	8	11	2	1:50.060	1.040	0.133	125.9
9	52	CRM Motorsport	Caterham 340R	Pedro Ramos	340R	9	11	3	1:50.159	1.139	0.099	125.8
10	19	ADESS	Caterham 340R	Salvador Posser de Andrade	340R	10	11	3	1:50.311	1.291	0.152	125.6
11	32	Formula F	Caterham 340R	Rafael Antunes	340R	11	11	2	1:50.564	1.544	0.253	125.3
12	87	HIRUNDO Motors	Caterham 340R	Ricardo Costa	340R	12	11	2	1:50.733	1.713	0.169	125.1
13	74	CRM Motorsport	Caterham 340R	Bernardo Gonzalez	340R	13	11	2	1:51.149	2.129	0.416	124.6
14	38	CRM Motorsport	Caterham 340R	Huao Antão	340R	14	10	2	1:51.296	2.276	0.147	124.5
15	77	HIRUNDO Motors	Caterham 340R	Miquel Carmo	340R	15	11	11	1:52.078	3.058	0.782	123.6
16	80	Formula F	Caterham 340R	Alex Nabuco	340R	16	9	9	1:55.265	6.245	3.187	120.2



Circuito de Madrid Jarama - RACE

Caterham 340R

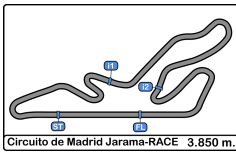
Race - 1

Distancia y Velocidad Media

Circuito de Madrid Jarama-RACE 3.850 m.



Cls	Nº	Team	Driver - 1	Driver - 2	Vehicle	Cat	Cls	Laps	Distancia	Total Time	Km/h
1	57	HIRUNDO Motors	Bernardo Bello		Caterham 340R	340R	1	11	42.35	20:14.802	125.5
2	7	CRM Motorsport	Miguel Ferreira		Caterham 340R	340R	2	11	42.35	20:15.288	125.4
3	12	Speedy Motorsport	Gonçalo Aguiar de Matos		Caterham 340R	340R	3	11	42.35	20:16.884	125.2
4	65	CRM Motorsport	Kevin Embourg		Caterham 340R	340R	4	11	42.35	20:20.650	124.9
5	25	CRM Motorsport	Daniel Ferreira		Caterham 340R	340R	5	11	42.35	20:23.825	124.5
6	5	CRM Motorsport	José Rodrigues		Caterham 340R	340R	6	11	42.35	20:29.778	123.9
7	52	CRM Motorsport	Pedro Ramos		Caterham 340R	340R	7	11	42.35	20:30.475	123.9
8	32	Formula F	Rafael Antunes		Caterham 340R	340R	8	11	42.35	20:31.254	123.8
9	97	Speedy Motorsport	Guilherme Aguiar de Matos		Caterham 340R	340R	9	11	42.35	20:44.518	122.5
10	87	HIRUNDO Motors	Ricardo Costa		Caterham 340R	340R	10	11	42.35	20:47.203	122.2
11	19	ADESS	Salvador Posser de Andrade		Caterham 340R	340R	11	11	42.35	20:47.324	122.2
12	74	CRM Motorsport	Bernardo Gonzalez		Caterham 340R	340R	12	11	42.35	21:00.684	120.9
13	77	HIRUNDO Motors	Miguel Carmo		Caterham 340R	340R	13	11	42.35	21:01.476	120.8
14	38	CRM Motorsport	Hugo Antão		Caterham 340R	340R	14	10	38.50	21:43.303	106.3
15	80	Formula F	Alex Nabuco		Caterham 340R	340R	15	9	34.65	20:58.637	99.1
16	84	CRM Motorsport	Abílio Justo		Caterham 340R	340R	16	5	19.25	9:31.238	121.3



Circuito de Madrid Jarama - RACE

Caterham 340R

Race - 1

Tiempos Por Vuelta



5 José Rodrigues Caterham 340R **19** Salvador Posser de Andrade Caterham 340R
 340R CRM Motorsport 340R ADESS

Lap	D	Time	Sector 1	Sector 2	Sector 3	T. Spd	Elapsed	Lap	D	Time	Sector 1	Sector 2	Sector 3	T. Spd	Elapsed
1		1:57.627	49.796	36.517	31.314	174.1	1:57.627	1		1:58.068	50.348	36.633	31.087	180.6	1:58.068
2		1:49.927	42.164	36.780	30.983	205.7	3:47.554	2		1:50.644	42.397	37.177	31.070	207.6	3:48.712
3		1:50.156	41.923	36.721	31.512	203.3	5:37.710	3		1:50.311	42.386	36.689	31.236	204.9	5:39.023
4		1:51.556	43.002	37.051	31.503	201.1	7:29.266	4		1:51.091	42.660	36.991	31.440	201.8	7:30.114
5		1:51.705	42.616	37.067	32.022	197.8	9:20.971	5		1:51.233	42.796	37.224	31.213	208.4	9:21.347
6		1:51.452	43.098	37.001	31.353	201.1	11:12.423	6		1:51.935	43.333	36.975	31.627	201.4	11:13.282
7		1:51.746	43.299	36.839	31.608	193.8	13:04.169	7		1:51.608	42.941	37.180	31.487	201.1	13:04.890
8		1:50.872	42.706	36.911	31.255	203.7	14:55.041	8		1:57.049	42.657	37.101	37.291	197.4	15:01.939
9		1:51.760	42.746	37.910	31.104	197.0	16:46.801	9		1:57.006	46.970	38.026	32.010	170.3	16:58.945
10		1:51.917	43.212	37.377	31.328	195.2	18:38.718	10		1:54.877	45.144	37.709	32.024	192.5	18:53.822
11		1:51.060	42.631	37.109	31.320	193.5	20:29.778	11		1:53.502	44.042	37.528	31.932	198.8	20:47.324

7 Miguel Ferreira Caterham 340R **25** Daniel Ferreira Caterham 340R
 340R CRM Motorsport 340R CRM Motorsport

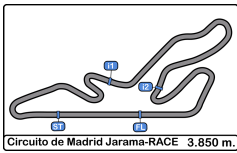
Lap	D	Time	Sector 1	Sector 2	Sector 3	T. Spd	Elapsed	Lap	D	Time	Sector 1	Sector 2	Sector 3	T. Spd	Elapsed
1		1:54.636	47.251	36.474	30.911	165.8	1:54.636	1		1:54.963	47.630	36.386	30.947	166.6	1:54.963
2		1:49.686	42.236	36.585	30.865	192.5	3:44.322	2		1:49.468	42.171	36.630	30.667	201.1	3:44.431
3		1:49.372	41.896	36.594	30.882	195.2	5:33.694	3		1:49.494	42.050	36.634	30.810	197.8	5:33.925
4		1:50.860	42.968	36.822	31.070	194.5	7:24.554	4		1:49.981	41.977	36.788	31.216	200.0	7:23.906
5		1:50.145	42.394	36.967	30.784	203.3	9:14.699	5		1:50.592	42.810	36.882	30.900	200.0	9:14.498
6		1:49.550	41.953	36.592	31.005	201.8	11:04.249	6		1:50.077	42.396	36.642	31.039	201.1	11:04.575
7		1:51.564	42.804	37.431	31.329	200.7	12:55.813	7		1:51.382	42.442	37.631	31.309	204.5	12:55.957
8		1:49.760	42.193	36.760	30.807	194.2	14:45.573	8		1:53.837	42.454	39.830	31.553	194.2	14:49.794
9		1:50.324	42.367	36.732	31.225	196.0	16:35.897	9		1:51.345	42.736	37.240	31.369	191.8	16:41.139
10		1:49.951	42.227	36.755	30.969	196.0	18:25.848	10		1:51.414	42.865	37.090	31.459	191.8	18:32.553
11		1:49.440	42.206	36.385	30.849	197.0	20:15.288	11		1:51.272	42.957	37.006	31.309	191.4	20:23.825

12 Gonçalo Aguiar de Matos Caterham 340R **32** Rafael Antunes Caterham 340R
 340R Speedy Motorsport 340R Formula F

Lap	D	Time	Sector 1	Sector 2	Sector 3	T. Spd	Elapsed	Lap	D	Time	Sector 1	Sector 2	Sector 3	T. Spd	Elapsed
1		1:56.839	49.455	36.462	30.922	173.6	1:56.839	1		1:58.693	50.736	36.649	31.308	177.0	1:58.693
2		1:49.798	42.239	36.679	30.880	206.8	3:46.637	2		1:50.564	42.300	36.984	31.280	207.2	3:49.257
3		1:49.695	41.978	36.845	30.872	201.8	5:36.332	3		1:50.704	42.364	36.998	31.342	206.8	5:39.961
4		1:49.187	41.914	36.443	30.830	202.2	7:25.519	4		1:50.966	42.693	36.600	31.673	204.9	7:30.927
5		1:50.344	42.501	36.999	30.844	204.9	9:15.863	5		1:50.845	42.597	36.962	31.286	203.7	9:21.772
6		1:50.190	42.467	36.734	30.989	202.2	11:06.053	6		1:51.836	43.327	36.865	31.644	204.9	11:13.608
7		1:50.284	42.399	36.749	31.136	203.3	12:56.337	7		1:51.883	43.068	37.038	31.777	194.2	13:05.491
8		1:50.740	42.979	36.617	31.144	194.5	14:47.077	8		1:51.217	42.716	37.061	31.440	201.4	14:56.708
9		1:50.024	42.381	36.709	30.934	201.8	16:37.101	9		1:52.354	42.792	38.269	31.293	196.3	16:49.062
10		1:49.997	42.367	36.763	30.867	199.6	18:27.098	10		1:51.146	42.623	37.233	31.290	200.7	18:40.208
11		1:49.786	42.188	36.444	31.154	199.6	20:16.884	11		1:51.046	42.784	36.930	31.332	200.0	20:31.254

38 Hugo Antão Caterham 340R
 340R CRM Motorsport

Lap	D	Time	Sector 1	Sector 2	Sector 3	T. Spd	Elapsed
1		2:00.580	51.954	37.285	31.341	179.7	2:00.580
2		1:51.296	42.700	37.386	31.210	204.5	3:51.876
3		1:51.975	43.127	37.388	31.460	204.5	5:43.851
4		1:51.892	42.647	37.581	31.664	203.7	7:35.743
5		1:51.929	43.259	37.541	31.129	206.8	9:27.672
6		2:20.133 P	43.056	51.329	45.748	200.7	11:47.805
7		3:54.462	2:43.827	38.685	31.950	100.2	15:42.267
8		1:59.295	46.132	39.465	33.698	178.8	17:41.562
9		1:57.695	46.510	39.019	32.166	166.9	19:39.257
10		2:04.046 P	43.558	37.493	42.995	193.5	21:43.303



Circuito de Madrid Jarama - RACE

Caterham 340R

Race - 1

Tiempos Por Vuelta



52

Pedro Ramos

Caterham 340R

74

Bernardo Gonzalez

Caterham 340R

340R

CRM Motorsport

340R

CRM Motorsport

Lap D	Time	Sector 1	Sector 2	Sector 3	T. Spd	Elapsed	Lap D	Time	Sector 1	Sector 2	Sector 3	T. Spd	Elapsed
1	1:56.674	49.033	36.470	31.171	173.0	1:56.674	1	1:59.925	51.262	37.218	31.445	179.4	1:59.925
2	1:51.443	43.312	37.235	30.896	200.7	3:48.117	2	1:51.149	42.530	37.055	31.564	198.5	3:51.074
3	1:50.159	42.400	36.613	31.146	206.8	5:38.276	3	1:51.486	42.569	37.498	31.419	195.6	5:42.560
4	1:51.573	42.326	37.208	32.039	204.9	7:29.849	4	1:52.620	43.005	37.977	31.638	194.5	7:35.180
5	1:51.056	42.484	37.087	31.485	206.8	9:20.905	5	1:52.397	43.148	37.640	31.609	192.1	9:27.577
6	1:51.676	42.988	37.054	31.634	196.7	11:12.581	6	1:52.561	43.086	37.847	31.628	197.0	11:20.138
7	1:51.120	42.687	37.066	31.367	197.8	13:03.701	7	2:09.654	1:00.071	37.996	31.587	190.1	13:29.792
8	1:51.166	42.659	36.896	31.611	194.5	14:54.867	8	1:53.165	43.457	37.937	31.771	198.5	15:22.957
9	1:53.426	43.219	38.957	31.250	196.3	16:48.293	9	1:52.912	43.492	37.724	31.696	188.4	17:15.869
10	1:51.059	42.664	36.884	31.511	198.5	18:39.352	10	1:52.730	43.222	37.810	31.698	189.8	19:08.599
11	1:51.123	42.801	36.942	31.380	200.7	20:30.475	11	1:52.085	43.106	37.393	31.586	190.4	21:00.684

57

Bernardo Bello

Caterham 340R

77

Miguel Carmo

Caterham 340R

340R

HIRUNDO Motors

340R

HIRUNDO Motors

Lap D	Time	Sector 1	Sector 2	Sector 3	T. Spd	Elapsed	Lap D	Time	Sector 1	Sector 2	Sector 3	T. Spd	Elapsed
1	1:55.059	48.044	36.450	30.565	164.6	1:55.059	1	2:03.821	53.266	38.782	31.773	167.7	2:03.821
2	1:49.735	42.538	36.474	30.723	193.2	3:44.794	2	1:52.713	43.263	37.618	31.832	197.8	3:56.534
3	1:49.346	42.058	36.606	30.682	203.3	5:34.140	3	1:52.466	43.255	37.379	31.832	198.8	5:49.000
4	1:49.693	42.000	36.867	30.826	205.7	7:23.833	4	1:52.525	43.161	37.449	31.915	197.4	7:41.525
5	1:50.196	42.526	36.844	30.826	193.5	9:14.029	5	1:52.950	43.360	37.465	32.125	197.4	9:34.475
6	1:49.723	42.271	36.632	30.820	194.5	11:03.752	6	2:00.862	49.144	39.091	32.627	196.0	11:35.337
7	1:49.978	42.155	36.731	31.092	193.5	12:53.730	7	1:54.200	44.719	37.707	31.774	192.8	13:29.537
8	1:50.502	42.389	36.836	31.277	191.1	14:44.232	8	1:54.233	44.564	37.811	31.858	193.5	15:23.770
9	1:50.223	42.428	36.715	31.080	193.8	16:34.455	9	1:52.908	43.516	37.551	31.841	198.8	17:16.678
10	1:50.079	42.302	36.857	30.920	194.5	18:24.534	10	1:52.720	43.435	37.608	31.677	197.0	19:09.398
11	1:50.268	42.344	36.817	31.107	195.2	20:14.802	11	1:52.078	43.149	37.199	31.730	198.1	21:01.476

65

Kevin Embourg

Caterham 340R

80

Alex Nabuco

Caterham 340R

340R

CRM Motorsport

340R

Formula F

Lap D	Time	Sector 1	Sector 2	Sector 3	T. Spd	Elapsed	Lap D	Time	Sector 1	Sector 2	Sector 3	T. Spd	Elapsed
1	1:55.548	48.413	36.397	30.738	165.6	1:55.548	1	2:09.278	56.011	40.036	33.231	158.5	2:09.278
2	1:49.828	42.295	36.632	30.901	201.4	3:45.376	2	1:58.373	45.631	39.284	33.458	189.8	4:07.651
3	1:49.020	41.844	36.558	30.618	206.5	5:34.396	3	1:59.559	45.289	40.034	34.236	190.4	6:07.210
4	1:50.286	42.580	36.791	30.915	203.0	7:24.682	4	2:11.355 P	46.194	40.553	44.608	184.9	8:18.565
5	1:50.221	42.721	36.871	30.629	200.3	9:14.903	5	4:52.423	3:31.186	47.454	33.783	69.1	13:10.988
6	1:50.731	42.806	37.069	30.856	190.8	11:05.634	6	1:59.971	45.357	41.045	33.569	187.8	15:10.959
7	1:50.607	42.435	36.920	31.252	198.1	12:56.241	7	1:56.689	45.491	38.471	32.727	190.1	17:07.648
8	1:50.588	42.660	36.793	31.135	199.2	14:46.829	8	1:55.724	44.648	38.379	32.697	190.8	19:03.372
9	1:51.000	42.908	36.971	31.121	194.9	16:37.829	9	1:55.265	44.201	38.423	32.641	190.1	20:58.637
10	1:50.714	42.547	37.126	31.041	193.8	18:28.543							
11	1:52.107	42.974	37.431	31.702	193.2	20:20.650							

84

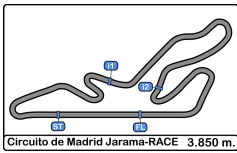
Abilio Justo

Caterham 340R

340R

CRM Motorsport

Lap D	Time	Sector 1	Sector 2	Sector 3	T. Spd	Elapsed
1	1:55.688	48.656	36.357	30.675	160.2	1:55.688
2	1:49.860	42.417	36.770	30.673	200.0	3:45.548
3	1:49.533	42.036	36.610	30.887	204.9	5:35.081
4	1:49.923	42.165	36.793	30.965	203.7	7:25.004
5	2:06.234 P	42.677	37.629	45.928	204.5	9:31.238



Circuito de Madrid Jarama - RACE

Caterham 340R

Race - 1

Tiempos Por Vuelta



87

Ricardo Costa

Caterham 340R

340R

HIRUNDO Motors

Lap	D	Time	Sector 1	Sector 2	Sector 3	T. Spd	Elapsed
1		2:03.895	55.449	37.194	31.252	176.7	2:03.895
2		1:50.733	42.496	37.013	31.224	198.8	3:54.628
3		1:50.734	42.456	36.953	31.325	198.5	5:45.362
4		1:51.448	42.252	37.095	32.101	204.1	7:36.810
5		1:52.262	43.031	37.174	32.057	199.6	9:29.072
6		1:53.980	45.119	37.168	31.693	204.1	11:23.052
7		1:51.927	43.216	37.244	31.467	196.3	13:14.979
8		1:51.313	42.685	37.120	31.508	194.2	15:06.292
9		1:53.435	43.922	37.366	32.147	194.2	16:59.727
10		1:52.734	42.648	38.793	31.293	203.0	18:52.461
11		1:54.742	43.260	37.557	33.925	193.2	20:47.203

97

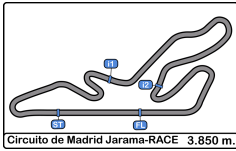
Guilherme Aguiar de Matos

Caterham 340R

340R

Speedy Motorsport

Lap	D	Time	Sector 1	Sector 2	Sector 3	T. Spd	Elapsed
1		2:02.227	53.436	37.615	31.176	179.4	2:02.227
2		1:50.060	42.079	36.890	31.091	201.1	3:52.287
3		1:52.003	42.876	37.605	31.522	207.6	5:44.290
4		1:52.424	42.494	37.693	32.237	201.4	7:36.714
5		1:51.896	42.655	37.384	31.857	199.6	9:28.610
6		1:51.838	43.348	37.214	31.276	195.6	11:20.448
7		1:55.144	46.439	37.163	31.542	198.5	13:15.592
8		1:51.072	42.719	37.090	31.263	196.7	15:06.664
9		1:52.556	42.426	38.162	31.968	201.8	16:59.220
10		1:53.223	42.831	38.830	31.562	200.0	18:52.443
11		1:52.075	42.937	37.490	31.648	193.2	20:44.518



Circuito de Madrid Jarama - RACE

Caterham 340R

Race - 1

Análisis



Num	Lap Time	Gap
-----	----------	-----

Lap 1

7	1:54.636	
25	1:54.963	00.327
57	1:55.059	00.423
65	1:55.548	00.912
84	1:55.688	01.052
52	1:56.674	02.038
12	1:56.839	02.203
5	1:57.627	02.991
19	1:58.068	03.432
32	1:58.693	04.057
74	1:59.925	05.289
38	2:00.580	05.944
97	2:02.227	07.591
77	2:03.821	09.185
87	2:03.895	09.259
80	2:09.278	14.642

Num	Lap Time	Gap
-----	----------	-----

Lap 2

7	1:49.686	
25	1:49.468	00.109
57	1:49.735	00.472
65	1:49.828	01.054
84	1:49.860	01.226
12	1:49.798	02.315
5	1:49.927	03.232
52	1:51.443	03.795
19	1:50.644	04.390
32	1:50.564	04.935
74	1:51.149	06.752
38	1:51.296	07.554
97	1:50.060	07.965
87	1:50.733	10.306
77	1:52.713	12.212
80	1:58.373	23.329

Num	Lap Time	Gap
-----	----------	-----

Lap 3

7	1:49.372	
25	1:49.494	00.231
57	1:49.346	00.446
65	1:49.020	00.702
84	1:49.533	01.387
12	1:49.695	02.638
5	1:50.156	04.016
52	1:50.159	04.582
19	1:50.311	05.329
32	1:50.704	06.267
74	1:51.486	08.866
38	1:51.975	10.157
97	1:52.003	10.596
87	1:50.734	11.668
77	1:52.466	15.306
80	1:59.559	33.516

Num	Lap Time	Gap
-----	----------	-----

Lap 4

57	1:49.693	
----	----------	--

Num	Lap Time	Gap
-----	----------	-----

25	1:49.981	00.073
7	1:50.860	00.721
65	1:50.286	00.849
84	1:49.923	01.171
12	1:49.187	01.686
5	1:51.556	05.433
52	1:51.573	06.016
19	1:51.091	06.281
32	1:50.966	07.094
74	1:52.620	11.347
38	1:51.892	11.910
97	1:52.424	12.881
87	1:51.448	12.977
77	1:52.525	17.692
80	2:11.355	54.732

Num	Lap Time	Gap
-----	----------	-----

Lap 5

57	1:50.196	
25	1:50.592	00.469
7	1:50.145	00.670
65	1:50.221	00.874
12	1:50.344	01.834
52	1:51.056	06.876
5	1:51.705	06.942
19	1:51.233	07.318
32	1:50.845	07.743
74	1:52.397	13.548
38	1:51.929	13.643
97	1:51.896	14.581
87	1:52.262	15.043
84	2:06.234	17.209
77	1:52.950	20.446

Num	Lap Time	Gap
-----	----------	-----

Lap 6

57	1:49.723	
7	1:49.550	00.497
25	1:50.077	00.823
65	1:50.731	01.882
12	1:50.190	02.301
5	1:51.452	08.671
52	1:51.676	08.829
19	1:51.935	09.530
32	1:51.836	09.856
74	1:52.561	16.386
97	1:51.838	16.696
87	1:53.980	19.300
77	2:00.862	31.585
38	2:20.133	44.053

Num	Lap Time	Gap
-----	----------	-----

Lap 7

57	1:49.978	
7	1:51.564	02.083
25	1:51.382	02.227
65	1:50.607	02.511
12	1:50.284	02.607
52	1:51.120	09.971

Num	Lap Time	Gap
-----	----------	-----

5	1:51.746	10.439
19	1:51.608	11.160
32	1:51.883	11.761
80	4:52.423	2 Laps
87	1:51.927	21.249
97	1:55.144	21.862
77	1:54.200	35.807
74	2:09.654	36.062

Num	Lap Time	Gap
-----	----------	-----

Lap 8

57	1:50.502	
7	1:49.760	01.341
65	1:50.588	02.597
12	1:50.740	02.845
25	1:53.837	05.562
52	1:51.166	10.635
5	1:50.872	10.809
32	1:51.217	12.476
19	1:57.049	17.707
87	1:51.313	22.060
97	1:51.072	22.432
80	1:59.971	2 Laps
74	1:53.165	38.725
77	1:54.233	39.538
38	3:54.462	1 Lap

Num	Lap Time	Gap
-----	----------	-----

Lap 9

57	1:50.223	
7	1:50.324	01.442
12	1:50.024	02.646
65	1:51.000	03.374
25	1:51.345	06.684
5	1:51.760	12.346
52	1:53.426	13.838
32	1:52.354	14.607
19	1:57.006	24.490
97	1:52.556	24.765
87	1:53.435	25.272
80	1:56.689	2 Laps
74	1:52.912	41.414
77	1:52.908	42.223
38	1:59.295	1 Lap

Num	Lap Time	Gap
-----	----------	-----

Lap 10

57	1:50.079	
7	1:49.951	01.314
12	1:49.997	02.564
65	1:50.714	04.009
25	1:51.414	08.019
5	1:51.917	14.184
52	1:51.059	14.818
32	1:51.146	15.674
97	1:53.223	27.909
87	1:52.734	27.927
19	1:54.877	29.288
80	1:55.724	2 Laps

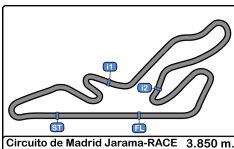
Num	Lap Time	Gap
-----	----------	-----

74	1:52.730	44.065
77	1:52.720	44.864
38	1:57.695	1 Lap

Num	Lap Time	Gap
-----	----------	-----

Lap 11

57	1:50.268	
7	1:49.440	00.486
12	1:49.786	02.082
65	1:52.107	05.848
25	1:51.272	09.023
5	1:51.060	14.976
52	1:51.123	15.673
32	1:51.046	16.452
97	1:52.075	29.716
87	1:54.742	32.401
19	1:53.502	32.522
80	1:55.265	2 Laps
74	1:52.085	45.882
77	1:52.078	46.674
38	2:04.046	1 Lap



Circuito de Madrid Jarama - RACE

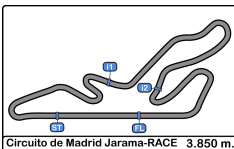
Caterham 340R

Race - 1

Mejores Sectores



Sector - 1		Sector - 2		Sector - 3		Ideal Lap vs Best Lap					
Clas	Nº Driver	Time	Nº Driver	Time	Nº Driver	Time	Clas	Nº Driver	Ideal Lap	Best Lap	Clas
1	65 Kevin Embourg	41.844	84 Abílio Justo	36.357	57 Bernardo Bello	30.565	1	65 Kevin Embourg	1:48.859	1:49.020	1
2	7 Miguel Ferreira	41.896	7 Miguel Ferreira	36.385	65 Kevin Embourg	30.618	2	57 Bernardo Bello	1:49.015	1:49.346	3
3	12 Gonçalo Aguiar de Matos	41.914	25 Daniel Ferreira	36.386	25 Daniel Ferreira	30.667	3	25 Daniel Ferreira	1:49.030	1:49.468	5
4	5 José Rodrigues	41.923	65 Kevin Embourg	36.397	84 Abílio Justo	30.673	4	7 Miguel Ferreira	1:49.065	1:49.372	4
5	25 Daniel Ferreira	41.977	12 Gonçalo Aguiar de Matos	36.443	7 Miguel Ferreira	30.784	5	84 Abílio Justo	1:49.066	1:49.533	6
6	57 Bernardo Bello	42.000	57 Bernardo Bello	36.450	12 Gonçalo Aguiar de Matos	30.830	6	12 Gonçalo Aguiar de Matos	1:49.187	1:49.187	2
7	84 Abílio Justo	42.036	52 Pedro Ramos	36.470	52 Pedro Ramos	30.896	7	5 José Rodrigues	1:49.423	1:49.927	7
8	97 Guilherme Aguiar de Matos	42.079	5 José Rodrigues	36.517	5 José Rodrigues	30.983	8	52 Pedro Ramos	1:49.692	1:50.159	9
9	87 Ricardo Costa	42.252	32 Rafael Antunes	36.600	19 Salvador Posser de Andrade	31.070	9	97 Guilherme Aguiar de Matos	1:50.060	1:50.060	8
10	32 Rafael Antunes	42.300	19 Salvador Posser de Andrade	36.633	97 Guilherme Aguiar de Matos	31.091	10	19 Salvador Posser de Andrade	1:50.089	1:50.311	10
11	52 Pedro Ramos	42.326	97 Guilherme Aguiar de Matos	36.890	38 Hugo Antão	31.129	11	32 Rafael Antunes	1:50.180	1:50.564	11
12	19 Salvador Posser de Andrade	42.386	87 Ricardo Costa	36.953	87 Ricardo Costa	31.224	12	87 Ricardo Costa	1:50.429	1:50.733	12
13	74 Bernardo Gonzalez	42.530	74 Bernardo Gonzalez	37.055	32 Rafael Antunes	31.280	13	74 Bernardo Gonzalez	1:51.004	1:51.149	13
14	38 Hugo Antão	42.647	77 Miguel Carmo	37.199	74 Bernardo Gonzalez	31.419	14	38 Hugo Antão	1:51.061	1:51.296	14
15	77 Miguel Carmo	43.149	38 Hugo Antão	37.285	77 Miguel Carmo	31.677	15	77 Miguel Carmo	1:52.025	1:52.078	15
16	80 Alex Nabuco	44.201	80 Alex Nabuco	38.379	80 Alex Nabuco	32.641	16	80 Alex Nabuco	1:55.221	1:55.265	16



Circuito de Madrid Jarama - RACE

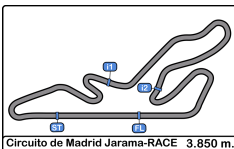
Caterham 340R

Race - 1

Secuencia Líder



Nº	Team	Driver - 1	Driver - 2	Vehicle	Cat	Start Lap	End Lap	Laps	Total Laps
7	CRM Motorsport	Miguel Ferreira		Caterham 340R	340R	1	3	3	3
57	HIRUNDO Motors	Bernardo Bello		Caterham 340R	340R	4	11	8	8



Circuito de Madrid Jarama - RACE

Caterham 340R

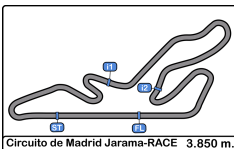
Race - 1

5 Mejores Tiempos



Circuito de Madrid Jarama-RACE 3.850 m.

Cl	Nº Team	Driver - 1	Driver - 2	Vehicle	Cat	Cl	Best 1		Best 2		Best 3		Best 4		Best 5	
							Time	Lap	Time	Lap	Time	Lap	Time	Lap	Time	Lap
1	65 CRM Motorsport	Kevin Embourg		Caterham 340R	340R	1	1:49.020	3	1:49.828	2	1:50.221	5	1:50.286	4	1:50.588	8
2	12 Speedy Motorsport	Gonçalo Aguiar de Matos		Caterham 340R	340R	2	1:49.187	4	1:49.695	3	1:49.786	11	1:49.798	2	1:49.997	10
3	57 HIRUNDO Motors	Bernardo Bello		Caterham 340R	340R	3	1:49.346	3	1:49.693	4	1:49.723	6	1:49.735	2	1:49.978	7
4	7 CRM Motorsport	Miguel Ferreira		Caterham 340R	340R	4	1:49.372	3	1:49.440	11	1:49.550	6	1:49.686	2	1:49.760	8
5	25 CRM Motorsport	Daniel Ferreira		Caterham 340R	340R	5	1:49.468	2	1:49.494	3	1:49.981	4	1:50.077	6	1:50.592	5
6	84 CRM Motorsport	Abílio Justo		Caterham 340R	340R	6	1:49.533	3	1:49.860	2	1:49.923	4	1:55.688	1	2:06.234	5
7	5 CRM Motorsport	José Rodrigues		Caterham 340R	340R	7	1:49.927	2	1:50.156	3	1:50.872	8	1:51.060	11	1:51.452	6
8	97 Speedy Motorsport	Guilherme Aguiar de Matos		Caterham 340R	340R	8	1:50.060	2	1:51.072	8	1:51.838	6	1:51.896	5	1:52.003	3
9	52 CRM Motorsport	Pedro Ramos		Caterham 340R	340R	9	1:50.159	3	1:51.056	5	1:51.059	10	1:51.120	7	1:51.123	11
10	19 ADESS	Salvador Posser de Andrade		Caterham 340R	340R	10	1:50.311	3	1:50.644	2	1:51.091	4	1:51.233	5	1:51.608	7
11	32 Formula F	Rafael Antunes		Caterham 340R	340R	11	1:50.564	2	1:50.704	3	1:50.845	5	1:50.966	4	1:51.046	11
12	87 HIRUNDO Motors	Ricardo Costa		Caterham 340R	340R	12	1:50.733	2	1:50.734	3	1:51.313	8	1:51.448	4	1:51.927	7
13	74 CRM Motorsport	Bernardo Gonzalez		Caterham 340R	340R	13	1:51.149	2	1:51.486	3	1:52.085	11	1:52.397	5	1:52.561	6
14	38 CRM Motorsport	Hugo Antão		Caterham 340R	340R	14	1:51.296	2	1:51.892	4	1:51.929	5	1:51.975	3	1:57.695	9
15	77 HIRUNDO Motors	Miguel Carmo		Caterham 340R	340R	15	1:52.078	11	1:52.466	3	1:52.525	4	1:52.713	2	1:52.720	10
16	80 Formula F	Alex Nabuco		Caterham 340R	340R	16	1:55.265	9	1:55.724	8	1:56.689	7	1:58.373	2	1:59.559	3



Circuito de Madrid Jarama - RACE

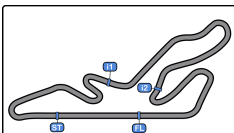
Caterham 340R

Race - 1

5 Mejores Velocidades



Cl	Nº Team	Driver - 1	Driver - 2	Vehicle	Cat	Top 1		Top 2		Top 3		Top 4		Top 5		Avg	
						Km/h	Lap	Km/h	Lap	Km/h	Lap	Km/h	Lap	Km/h	Lap		
1	19 ADESS	Salvador Posser de Andrade		Caterham 340R	340R	1	208.4	5	207.6	2	204.9	3	201.8	4	201.4	6	204.8
2	97 Speedy Motorsport	Guilherme Aguiar de Matos		Caterham 340R	340R	2	207.6	3	201.8	9	201.4	4	201.1	2	200.0	10	202.4
3	32 Formula F	Rafael Antunes		Caterham 340R	340R	3	207.2	2	206.8	3	204.9	4	204.9	6	203.7	5	205.5
4	12 Speedy Motorsport	Gonçalo Aguiar de Matos		Caterham 340R	340R	4	206.8	2	204.9	5	203.3	7	202.2	4	202.2	6	203.9
5	38 CRM Motorsport	Hugo Antão		Caterham 340R	340R	5	206.8	5	204.5	2	204.5	3	203.7	4	200.7	6	204.1
6	52 CRM Motorsport	Pedro Ramos		Caterham 340R	340R	6	206.8	3	206.8	5	204.9	4	200.7	2	200.7	11	204.0
7	65 CRM Motorsport	Kevin Embourg		Caterham 340R	340R	7	206.5	3	203.0	4	201.4	2	200.3	5	199.2	8	202.1
8	5 CRM Motorsport	José Rodrigues		Caterham 340R	340R	8	205.7	2	203.7	8	203.3	3	201.1	4	201.1	6	203.0
9	57 HIRUNDO Motors	Bernardo Bello		Caterham 340R	340R	9	205.7	4	203.3	3	195.2	11	194.5	6	194.5	10	198.7
10	84 CRM Motorsport	Abílio Justo		Caterham 340R	340R	10	204.9	3	204.5	5	203.7	4	200.0	2	160.2	1	194.6
11	25 CRM Motorsport	Daniel Ferreira		Caterham 340R	340R	11	204.5	7	201.1	2	201.1	6	200.0	4	200.0	5	201.3
12	87 HIRUNDO Motors	Ricardo Costa		Caterham 340R	340R	12	204.1	4	204.1	6	203.0	10	199.6	5	198.8	2	201.9
13	7 CRM Motorsport	Miguel Ferreira		Caterham 340R	340R	13	203.3	5	201.8	6	200.7	7	197.0	11	196.0	9	199.8
14	77 HIRUNDO Motors	Miguel Carmo		Caterham 340R	340R	14	198.8	3	198.8	9	198.1	11	197.8	2	197.4	4	198.2
15	74 CRM Motorsport	Bernardo Gonzalez		Caterham 340R	340R	15	198.5	2	198.5	8	197.0	6	195.6	3	194.5	4	196.8
16	80 Formula F	Alex Nabuco		Caterham 340R	340R	16	190.8	8	190.4	3	190.1	7	190.1	9	189.8	2	190.2



Circuito de Madrid Jarama - RACE

Caterham 340R

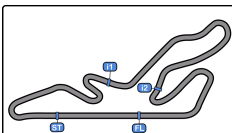
Race - 1

Secuencia Vueltas Rápidas



Circuito de Madrid Jarama-RACE 3.850 m.

Lap	Day Time	Session Time	Nº Team	Driver - 1	Driver - 2	Vehicle	Cat	Time	Km/h
2	17:37:00.703	3:44.703	7 CRM Motorsport	Miguel Ferreira		Caterham 340R	340R	1:49.686	126.3
2	17:37:00.812	3:44.812	25 CRM Motorsport	Daniel Ferreira		Caterham 340R	340R	1:49.468	126.6
3	17:38:50.075	5:34.075	7 CRM Motorsport	Miguel Ferreira		Caterham 340R	340R	1:49.372	126.7
3	17:38:50.521	5:34.521	57 HIRUNDO Motors	Bernardo Bello		Caterham 340R	340R	1:49.346	126.7
3	17:38:50.777	5:34.777	65 CRM Motorsport	Kevin Embourg		Caterham 340R	340R	1:49.020	127.1



Circuito de Madrid Jarama - RACE

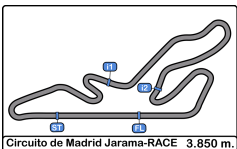
Caterham 340R

Race - 1

Mejor Máxima Velocidad del Evento



Nº	Team	Driver - 1	Driver - 2	Vehicle	Cat	Km/h	Session
65	CRM Motorsport	Kevin Embourg		Caterham 340R	340R	209.3	Qualifying
19	ADESS	Salvador Posser de Andrade		Caterham 340R	340R	208.4	Race - 1
97	Speedy Motorsport	Guilherme Aguiar de Matos		Caterham 340R	340R	207.6	Race - 1
32	Formula F	Rafael Antunes		Caterham 340R	340R	207.2	Race - 1
12	Speedy Motorsport	Gonçalo Aguiar de Matos		Caterham 340R	340R	206.8	Race - 1
52	CRM Motorsport	Pedro Ramos		Caterham 340R	340R	206.8	Race - 1
38	CRM Motorsport	Hugo Antão		Caterham 340R	340R	206.8	Race - 1
77	HIRUNDO Motors	Miguel Carmo		Caterham 340R	340R	206.1	Testes Privados - 4
25	CRM Motorsport	Daniel Ferreira		Caterham 340R	340R	205.7	Qualifying
7	CRM Motorsport	Miguel Ferreira		Caterham 340R	340R	205.7	Qualifying
5	CRM Motorsport	José Rodrigues		Caterham 340R	340R	205.7	Race - 1
57	HIRUNDO Motors	Bernardo Bello		Caterham 340R	340R	205.7	Race - 1
84	CRM Motorsport	Abílio Justo		Caterham 340R	340R	205.3	Qualifying
87	HIRUNDO Motors	Ricardo Costa		Caterham 340R	340R	204.1	Race - 1
74	CRM Motorsport	Bernardo Gonzalez		Caterham 340R	340R	199.2	Testes Privados - 4
80	Formula F	Alex Nabuco		Caterham 340R	340R	196.7	Testes Privados - 4



Circuito de Madrid Jarama - RACE

Caterham 340R

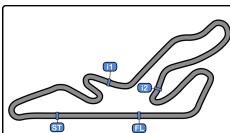
Race - 1

Cuentavueltas



LAP

Nr	Po	Grid	1	2	3	4	5	6	7	8	9	10	11
7	1	7	7	7	7	57	57	57	57	57	57	57	57
25	2	25	25	25	25	25	25	7	7	7	7	7	7
57	3	57	57	57	57	7	7	25	25	65	12	12	12
65	4	65	65	65	65	65	65	65	65	12	65	65	65
84	5	84	84	84	84	84	12	12	12	25	25	25	25
12	6	12	52	12	12	12	52	5	52	52	5	5	5
52	7	52	12	5	5	5	5	52	5	5	52	52	52
87	8	87	5	52	52	52	19	19	19	32	32	32	32
5	9	5	19	19	19	19	32	32	32	19	19	97	97
32	10	32	32	32	32	32	74	74	87	87	97	87	87
19	11	19	74	74	74	74	38	97	97	97	87	19	19
38	12	38	38	38	38	38	97	87	77	74	74	74	74
74	13	74	97	97	97	97	87	77	74	77	77	77	77
77	14	77	77	87	87	87	84	38	38	38	38	38	
97	15	97	87	77	77	77	77	80	80	80	80		
80	16	80	80	80	80	80	80						



Circuito de Madrid Jarama - RACE

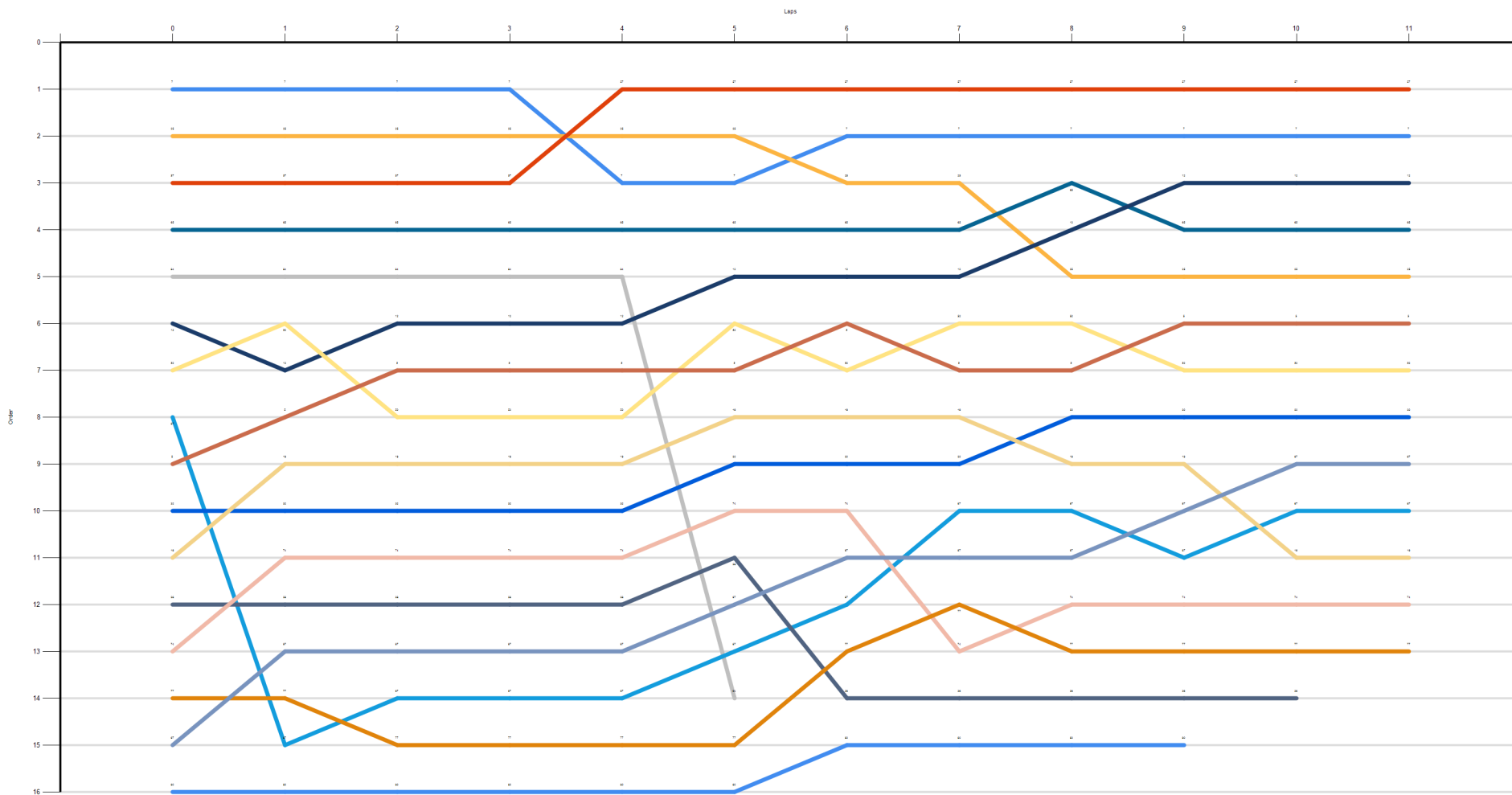
Caterham 340R

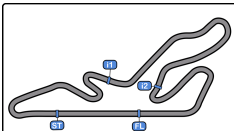
Race - 1

Cuentavueltas Gráfico



- 7
- 10
- 11
- 12
- 13
- 14
- 15
- 16
- 17
- 18
- 19
- 20
- 21
- 22
- 23
- 24
- 25
- 26
- 27
- 28
- 29
- 30
- 31
- 32
- 33
- 34
- 35
- 36
- 37
- 38
- 39
- 40
- 41
- 42
- 43
- 44
- 45
- 46
- 47
- 48
- 49
- 50
- 51
- 52
- 53
- 54
- 55
- 56
- 57
- 58
- 59
- 60
- 61
- 62
- 63
- 64
- 65
- 66
- 67
- 68
- 69
- 70
- 71
- 72
- 73
- 74
- 75
- 76
- 77
- 78
- 79
- 80
- 81
- 82
- 83
- 84
- 85
- 86
- 87
- 88
- 89
- 90
- 91
- 92
- 93
- 94
- 95
- 96
- 97
- 98
- 99
- 100





Circuito de Madrid Jarama - RACE

Caterham 340R

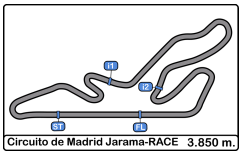
Race - 1

Tiempos Parada en Pit



Circuito de Madrid Jarama-RACE 3.850 m.

Ord	Nr.	In Day Time	Team	Driver - 1	Driver - 2	Vehicle	Cat	In Time	Stop N°	Pit Time	Handicap	Diff.
1	80	17:41:30.140	Formula F	Alex Nabuco		Caterham 340R	340R	8:13.759	1	2:44.842		
2	38	17:45:00.475	CRM Motorsport	Hugo Antão		Caterham 340R	340R	11:44.094	1	2:05.907		



Circuito de Madrid Jarama - RACE

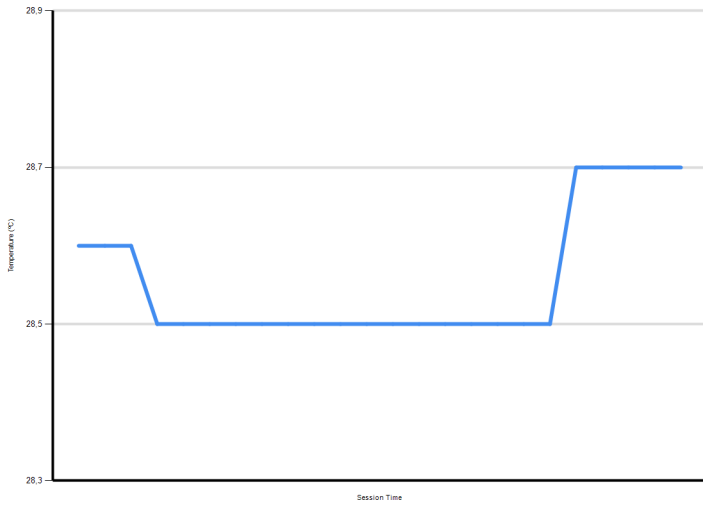
Caterham 340R

Race - 1

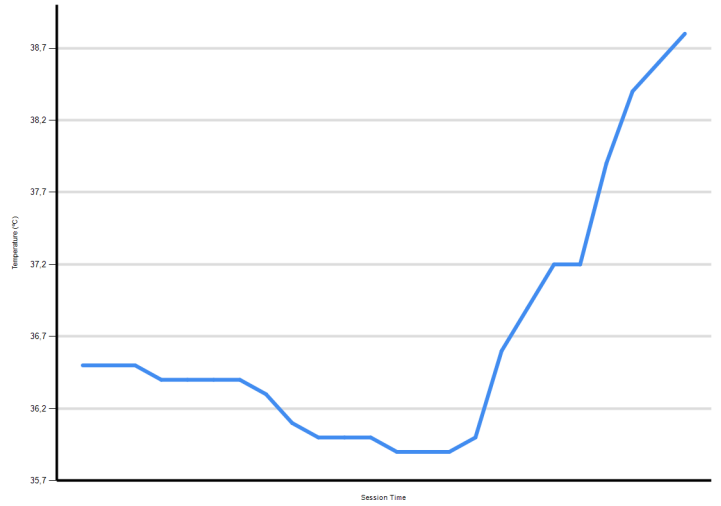
Informe Meteorológico



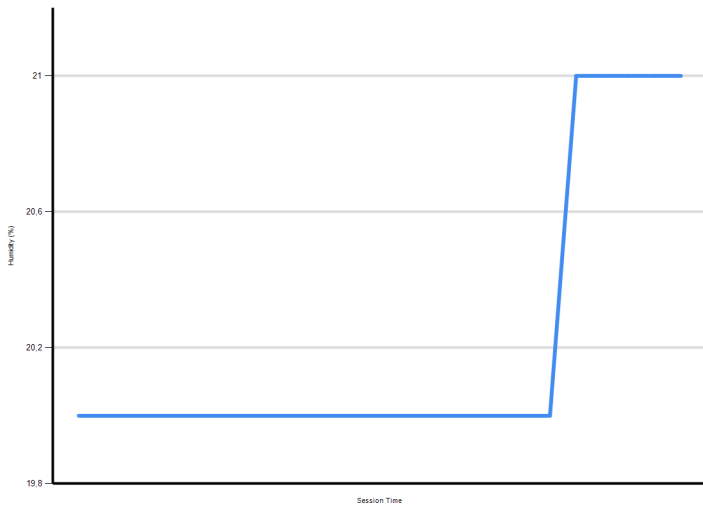
Air Temperature




Track Temperature



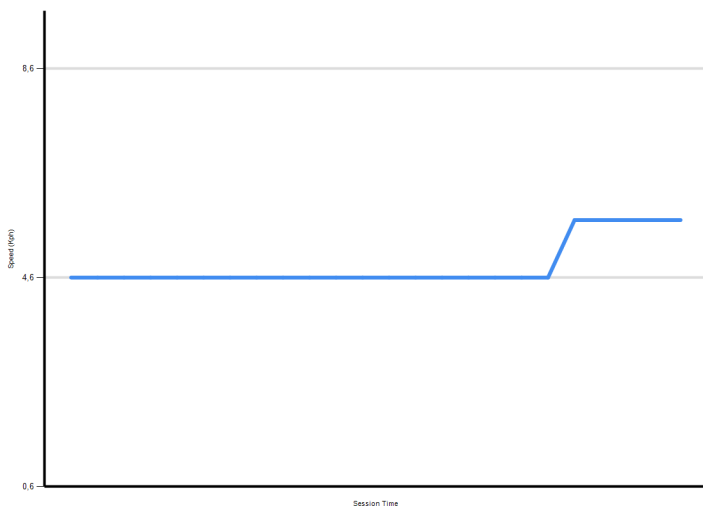
Humidity



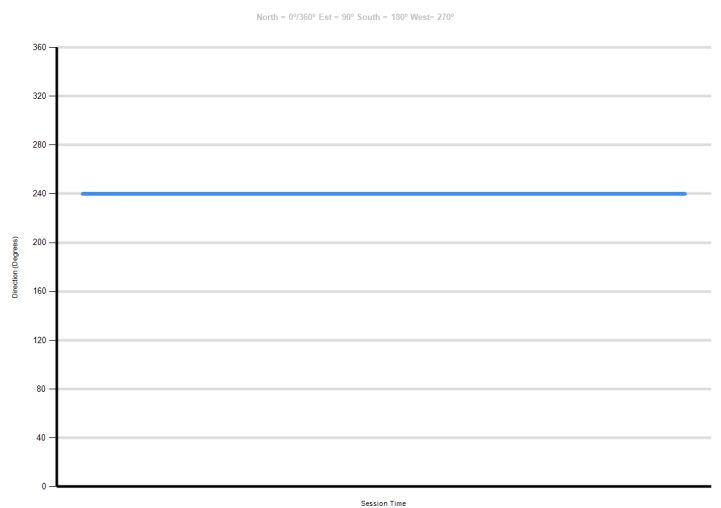
Pressure

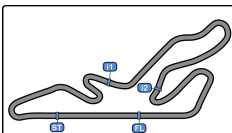


Wind Speed



Wind direction





Circuito de Madrid Jarama - RACE

Caterham 340R

Race - 1

Resultados Provisionales Modificada



Cls	Nº	Team	Driver - 1	Driver - 2	Vehicle	Cat	Cl	Laps	Total Time	Gap	Interval	Km/h	Best	Time	Km/h
1	57 *	HIRUNDO Motors	Bernardo Bello		Caterham 340R	340R	1	11	20:14.802			125.5	3	1:49.346	126.7
2	7	CRM Motorsport	Miguel Ferreira		Caterham 340R	340R	2	11	20:15.288	0.486	0.486	125.4	3	1:49.372	126.7
3	12	Speedy Motorsport	Gonçalo Aguiar de Matos		Caterham 340R	340R	3	11	20:16.884	2.082	1.596	125.2	4	1:49.187	126.9
4	65	CRM Motorsport	Kevin Embourg		Caterham 340R	340R	4	11	20:20.650	5.848	3.766	124.9	3	1:49.020	127.1
5	25	CRM Motorsport	Daniel Ferreira		Caterham 340R	340R	5	11	20:23.825	9.023	3.175	124.5	2	1:49.468	126.6
6	5	CRM Motorsport	José Rodrigues		Caterham 340R	340R	6	11	20:29.778	14.976	5.953	123.9	2	1:49.927	126.0
7	52	CRM Motorsport	Pedro Ramos		Caterham 340R	340R	7	11	20:30.475	15.673	0.697	123.9	3	1:50.159	125.8
8	97	Speedy Motorsport	Guilherme Aguiar de Matos		Caterham 340R	340R	8	11	20:44.518	29.716	14.043	122.5	2	1:50.060	125.9
9	87	HIRUNDO Motors	Ricardo Costa		Caterham 340R	340R	9	11	20:47.203	32.401	2.685	122.2	2	1:50.733	125.1
10	19	ADESS	Salvador Posser de Andrade		Caterham 340R	340R	10	11	20:47.324	32.522	0.121	122.2	3	1:50.311	125.6
11	77	HIRUNDO Motors	Miguel Carmo		Caterham 340R	340R	11	11	21:01.476	46.674	14.152	120.8	11	1:52.078	123.6
12	74 *	CRM Motorsport	Bernardo Gonzalez		Caterham 340R	340R	12	11	21:34.684	1:19.882	33.208	117.7	2	1:51.149	124.6
13	38	CRM Motorsport	Hugo Antão		Caterham 340R	340R	13	10	21:43.303	1 Vta.	1 Vta.	106.3	2	1:51.296	124.5
14	80	Formula F	Alex Nabuco		Caterham 340R	340R	14	9	20:58.637	2 Vtas.	1 Vta.	99.1	9	1:55.265	120.2

Not classified:

84	CRM Motorsport	Abílio Justo		Caterham 340R	340R	15	5	9:31.238	6 Vtas.	4 Vtas.	121.3	3	1:49.533	126.5
----	----------------	--------------	--	---------------	------	----	---	-----------------	---------	---------	-------	---	----------	-------

Disqualified:

32 *	Formula F	Rafael Antunes		Caterham 340R	340R										
------	-----------	----------------	--	---------------	------	--	--	--	--	--	--	--	--	--	--

Vta. Rápida Kevin Embourg en 1:49.020 a 127.1 Km/h en la vta. 3

* PENALTIES

Dorsal 32 descalificado por tener un peso inferior mínimo a lo permitido.

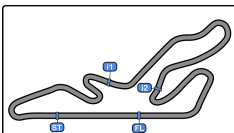
Dorsal 74 penalizado con 34" por drive through en diferido por causar una colisión.

Dorsal 57 queda pendiente de verificaciones técnicas

Published at:.....

Track Temp: **38.8 °C** Air Temp: **28.7 °C** Humidity: **21 %** Track Status: **SECA**

Stewards:	Nuno SANTOS	Alberto LINDON	Yolanda GONZÁLEZ	Timekeeper:	Maria.Jesús GAMAZO
	CD-PT24/0473	CD-0722-ESP/M	CD-0507-ESP/M		JOB-0499-ESP/M



Circuito de Madrid Jarama - RACE

Caterham 340R

Race - 1

Resultados Finales



Cls	Nº	Team	Driver - 1	Driver - 2	Vehicle	Cat	Cl	Laps	Total Time	Gap	Interval	Km/h	Best	Time	Km/h
1	7	CRM Motorsport	Miguel Ferreira		Caterham 340R	340R	1	11	20:15.288			125.4	3	1:49.372	126.7
2	12	Speedy Motorsport	Gonçalo Aguiar de Matos		Caterham 340R	340R	2	11	20:16.884	1.596	1.596	125.2	4	1:49.187	126.9
3	57 *	HIRUNDO Motors	Bernardo Bello		Caterham 340R	340R	3	11	20:19.802	4.514	2.918	124.9	3	1:49.346	126.7
4	65	CRM Motorsport	Kevin Embourg		Caterham 340R	340R	4	11	20:20.650	5.362	0.848	124.9	3	1:49.020	127.1
5	25	CRM Motorsport	Daniel Ferreira		Caterham 340R	340R	5	11	20:23.825	8.537	3.175	124.5	2	1:49.468	126.6
6	5	CRM Motorsport	José Rodrigues		Caterham 340R	340R	6	11	20:29.778	14.490	5.953	123.9	2	1:49.927	126.0
7	52	CRM Motorsport	Pedro Ramos		Caterham 340R	340R	7	11	20:30.475	15.187	0.697	123.9	3	1:50.159	125.8
8	97	Speedy Motorsport	Guilherme Aguiar de Matos		Caterham 340R	340R	8	11	20:44.518	29.230	14.043	122.5	2	1:50.060	125.9
9	87	HIRUNDO Motors	Ricardo Costa		Caterham 340R	340R	9	11	20:47.203	31.915	2.685	122.2	2	1:50.733	125.1
10	19	ADESS	Salvador Posser de Andrade		Caterham 340R	340R	10	11	20:47.324	32.036	0.121	122.2	3	1:50.311	125.6
11	77	HIRUNDO Motors	Miguel Carmo		Caterham 340R	340R	11	11	21:01.476	46.188	14.152	120.8	11	1:52.078	123.6
12	74 *	CRM Motorsport	Bernardo Gonzalez		Caterham 340R	340R	12	11	21:34.684	1:19.396	33.208	117.7	2	1:51.149	124.6
13	38	CRM Motorsport	Hugo Antão		Caterham 340R	340R	13	10	21:43.303	1 Vta.	1 Vta.	106.3	2	1:51.296	124.5
14	80	Formula F	Alex Nabuco		Caterham 340R	340R	14	9	20:58.637	2 Vtas.	1 Vta.	99.1	9	1:55.265	120.2

Not classified:

84	CRM Motorsport	Abílio Justo		Caterham 340R	340R	15	5	9:31.238	6 Vtas.	4 Vtas.	121.3	3	1:49.533	126.5
----	----------------	--------------	--	---------------	------	----	---	-----------------	---------	---------	-------	---	----------	-------

Disqualified:

32 *	Formula F	Rafael Antunes		Caterham 340R	340R										
------	-----------	----------------	--	---------------	------	--	--	--	--	--	--	--	--	--	--

Vta. Rápida Kevin Embourg en 1:49.020 a 127.1 Km/h en la vta. 3

* PENALTIES

Dorsal 32 descalificado por tener un peso inferior mínimo a lo permitido.

Dorsal 74 penalizado con 34" por drive through en diferido por causar una colisión.

Dorsal 57 penalizado con 5" segun art. 13.2b PEV y art 8 Reglamento Técnico.

Published at:.....

Track Temp: **38.8 °C** Air Temp: **28.7 °C** Humidity: **21 %** Track Status: **SECA**

Stewards:

Nuno SANTOS

Alberto LINDON

Yolanda GONZÁLEZ

CD-PT24/0473

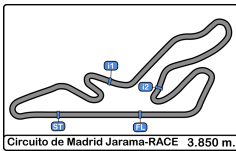
CD-0722-ESP/M

CD-0507-ESP/M

Timekeeper:

Maria.Jesús GAMAZO

JOB-0499-ESP/M



Circuito de Madrid Jarama - RACE

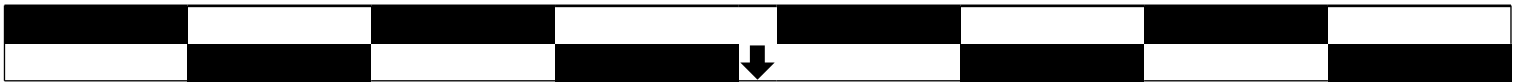
Caterham 340R

Race - 2

Parrilla de Salida



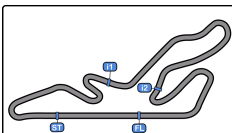
15	84	Abílio Justo	9:31.238		Rafael Antunes	32	16
13	38	Hugo Antão	21:43.303	20:58.637	Alex Nabuco	80	14
11	77	Miguel Carmo	21:01.476	21:34.684	Bernardo Gonzalez	74	12
9	12	Gonçalo Aguiar de Matos	20:16.884	20:15.288	Miguel Ferreira	7	10
7	65	Kevin Embourg	20:20.650	20:19.802	Bernardo Bello	57	8
5	5	José Rodrigues	20:29.778	20:23.825	Daniel Ferreira	25	6
3	97	Guilherme Aguiar de Matos	20:44.518	20:30.475	Pedro Ramos	52	4
1	19	Salvador Posser de Andrade	20:47.324	20:47.203	Ricardo Costa	87	2



Pole

Published at:.....

Stewards:	Nuno SANTOS	Alberto LINDON	Yolanda GONZÁLEZ	Timekeeper: Mária Jesús GAMAZO JÓB-0499-ESP/M
	CD-PT24/0473	CD-0722-ESP/M	CD-0507-ESP/M	



Circuito de Madrid Jarama-RACE 3.850 m.

Circuito de Madrid Jarama - RACE

Caterham 340R

Race - 2

Resultados Provisionales



Cls	Nº	Team	Driver - 1	Driver - 2	Vehicle	Cat	Cl	Laps	Total Time	Gap	Interval	Km/h	Best	Time	Km/h
1	7	CRM Motorsport	Miguel Ferreira		Caterham 340R	340R	1	10	21:44.174			106.2	5	1:50.140	125.8
2	5	CRM Motorsport	José Rodrigues		Caterham 340R	340R	2	10	21:45.204	1.030	1.030	106.1	5	1:50.593	125.3
3	87	HIRUNDO Motors	Ricardo Costa		Caterham 340R	340R	3	10	21:45.696	1.522	0.492	106.1	4	1:51.364	124.4
4	57	HIRUNDO Motors	Bernardo Bello		Caterham 340R	340R	4	10	21:46.586	2.412	0.890	106.0	5	1:49.378	126.7
5	19	ADESS	Salvador Posser de Andrade		Caterham 340R	340R	5	10	21:46.905	2.731	0.319	106.0	4	1:49.833	126.1
6	12	Speedy Motorsport	Gonçalo Aguiar de Matos		Caterham 340R	340R	6	10	21:47.606	3.432	0.701	105.9	2	1:50.269	125.6
7	74	CRM Motorsport	Bernardo Gonzalez		Caterham 340R	340R	7	10	21:47.943	3.769	0.337	105.9	4	1:51.666	124.1
8	38	CRM Motorsport	Hugo Antão		Caterham 340R	340R	8	10	21:48.527	4.353	0.584	105.9	2	1:51.227	124.6
9	32	Formula F	Rafael Antunes		Caterham 340R	340R	9	10	21:49.168	4.994	0.641	105.8	4	1:51.435	124.3
10	84	CRM Motorsport	Abílio Justo		Caterham 340R	340R	10	10	22:43.271	59.097	54.103	101.6	2	1:50.623	125.2

Not classified:

52	CRM Motorsport	Pedro Ramos		Caterham 340R	340R	11	9	20:05.627	1 Vta.	1 Vta.	103.4	3	1:50.707	125.1
97	Speedy Motorsport	Guilherme Aguiar de Matos		Caterham 340R	340R	12	8	16:56.834	2 Vtas.	1 Vta.	109.0	2	1:51.259	124.5
77	HIRUNDO Motors	Miguel Carmo		Caterham 340R	340R	13	5	9:31.699	5 Vtas.	3 Vtas.	121.2	2	1:51.556	124.2
25	CRM Motorsport	Daniel Ferreira		Caterham 340R	340R	14	4	7:35.046	6 Vtas.	1 Vta.	121.8	2	1:50.006	125.9
65	CRM Motorsport	Kevin Embourg		Caterham 340R	340R	15	3	5:47.584	7 Vtas.	1 Vta.	119.6	2	1:51.699	124.0
80	Formula F	Alex Nabuco		Caterham 340R	340R	16								

Vta. Rápida Bernardo Bello en 1:49.378 a 126.7 Km/h en la vta. 5

Published at:.....

Track Temp: 47.6 °C Air Temp: 26.1 °C Humidity: 26 % Track Status: SECA

Race Director:

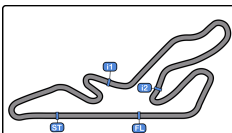
Borja MAYOR

DC-0500-ESP/M

Timekeeper:

Maria.Jesús GAMAZO

JOB-0499-ESP/M



Circuito de Madrid Jarama - RACE

Caterham 340R

Race - 2

Resultados Provisionales por Categoría



Circuito de Madrid Jarama-RACE 3.850 m.

340R															
Cls	Nº	Team	Driver - 1	Driver - 2	Vehicle	Cat	Cl	Laps	Total Time	Gap	Interval	Km/h	Best	Time	Km/h
1	7	CRM Motorsport	Miguel Ferreira		Caterham 340R	340R	1	10	21:44.174			106.2	5	1:50.140	125.8
2	5	CRM Motorsport	José Rodrigues		Caterham 340R	340R	2	10	21:45.204	1.030	1.030	106.1	5	1:50.593	125.3
3	87	HIRUNDO Motors	Ricardo Costa		Caterham 340R	340R	3	10	21:45.696	1.522	0.492	106.1	4	1:51.364	124.4
4	57	HIRUNDO Motors	Bernardo Bello		Caterham 340R	340R	4	10	21:46.586	2.412	0.890	106.0	5	1:49.378	126.7
5	19	ADESS	Salvador Posser de Andrade		Caterham 340R	340R	5	10	21:46.905	2.731	0.319	106.0	4	1:49.833	126.1
6	12	Speedy Motorsport	Gonçalo Aguiar de Matos		Caterham 340R	340R	6	10	21:47.606	3.432	0.701	105.9	2	1:50.269	125.6
7	74	CRM Motorsport	Bernardo Gonzalez		Caterham 340R	340R	7	10	21:47.943	3.769	0.337	105.9	4	1:51.666	124.1
8	38	CRM Motorsport	Hugo Antão		Caterham 340R	340R	8	10	21:48.527	4.353	0.584	105.9	2	1:51.227	124.6
9	32	Formula F	Rafael Antunes		Caterham 340R	340R	9	10	21:49.168	4.994	0.641	105.8	4	1:51.435	124.3
10	84	CRM Motorsport	Abílio Justo		Caterham 340R	340R	10	10	22:43.271	59.097	54.103	101.6	2	1:50.623	125.2
Not classified:															
52	CRM Motorsport	Pedro Ramos			Caterham 340R	340R	11	9	20:05.627	1 Vta.	1 Vta.	103.4	3	1:50.707	125.1
97	Speedy Motorsport	Guilherme Aguiar de Matos			Caterham 340R	340R	12	8	16:56.834	2 Vtas.	1 Vta.	109.0	2	1:51.259	124.5
77	HIRUNDO Motors	Miguel Carmo			Caterham 340R	340R	13	5	9:31.699	5 Vtas.	3 Vtas.	121.2	2	1:51.556	124.2
25	CRM Motorsport	Daniel Ferreira			Caterham 340R	340R	14	4	7:35.046	6 Vtas.	1 Vta.	121.8	2	1:50.006	125.9
65	CRM Motorsport	Kevin Embourg			Caterham 340R	340R	15	3	5:47.584	7 Vtas.	1 Vta.	119.6	2	1:51.699	124.0
80	Formula F	Alex Nabuco			Caterham 340R	340R	16								

Vta. Rápida Bernardo Bello en 1:49.378 a 126.7 Km/h en la vta. 5

Published at:.....

Track Temp: 47.6 °C Air Temp: 26.1 °C Humidity: 26 % Track Status: SECA

Race Director:

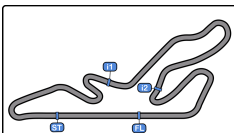
Borja MAYOR

DC-0500-ESP/M

Timekeeper:

Maria.Jesús GAMAZO

JOB-0499-ESP/M



Circuito de Madrid Jarama - RACE

Caterham 340R

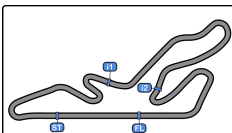
Race - 2

Clasificación Provisional por Vuelta Rápida de Piloto



Circuito de Madrid Jarama-RACE 3.850 m.

Clas	Nº	Team	Vehicle	Driver	Cat	Clas	Laps	Best	Time	Gap	Interval	Km/h
1	57	HIRUNDO Motors	Caterham 340R	Bernardo Bello	340R	1	10	5	1:49.378			126.7
2	19	ADESS	Caterham 340R	Salvador Posser de Andrade	340R	2	10	4	1:49.833	0.455	0.455	126.1
3	25	CRM Motorsport	Caterham 340R	Daniel Ferreira	340R	3	4	2	1:50.006	0.628	0.173	125.9
4	7	CRM Motorsport	Caterham 340R	Miquel Ferreira	340R	4	10	5	1:50.140	0.762	0.134	125.8
5	12	Speedv Motorsport	Caterham 340R	Goncalo Aquiar de Matos	340R	5	10	2	1:50.269	0.891	0.129	125.6
6	5	CRM Motorsport	Caterham 340R	José Rodriques	340R	6	10	5	1:50.593	1.215	0.324	125.3
7	84	CRM Motorsport	Caterham 340R	Abílio Justo	340R	7	10	2	1:50.623	1.245	0.030	125.2
8	52	CRM Motorsport	Caterham 340R	Pedro Ramos	340R	8	9	3	1:50.707	1.329	0.084	125.1
9	38	CRM Motorsport	Caterham 340R	Huao Antão	340R	9	10	2	1:51.227	1.849	0.520	124.6
10	97	Speedv Motorsport	Caterham 340R	Guilherme Aquiar de Matos	340R	10	8	2	1:51.259	1.881	0.032	124.5
11	87	HIRUNDO Motors	Caterham 340R	Ricardo Costa	340R	11	10	4	1:51.364	1.986	0.105	124.4
12	32	Formula F	Caterham 340R	Rafael Antunes	340R	12	10	4	1:51.435	2.057	0.071	124.3
13	77	HIRUNDO Motors	Caterham 340R	Miquel Carmo	340R	13	5	2	1:51.556	2.178	0.121	124.2
14	74	CRM Motorsport	Caterham 340R	Bernardo Gonzalez	340R	14	10	4	1:51.666	2.288	0.110	124.1
15	65	CRM Motorsport	Caterham 340R	Kevin Embourg	340R	15	3	2	1:51.699	2.321	0.033	124.0



Circuito de Madrid Jarama - RACE

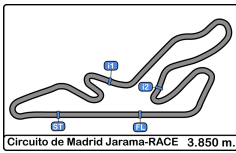
Caterham 340R

Race - 2

Distancia y Velocidad Media



Cls	Nº	Team	Driver - 1	Driver - 2	Vehicle	Cat	Cls	Laps	Distancia	Total Time	Km/h
1	7	CRM Motorsport	Miguel Ferreira		Caterham 340R	340R	1	10	38.50	21:44.174	106.2
2	5	CRM Motorsport	José Rodrigues		Caterham 340R	340R	2	10	38.50	21:45.204	106.1
3	87	HIRUNDO Motors	Ricardo Costa		Caterham 340R	340R	3	10	38.50	21:45.696	106.1
4	57	HIRUNDO Motors	Bernardo Bello		Caterham 340R	340R	4	10	38.50	21:46.586	106.0
5	19	ADESS	Salvador Posser de Andrade		Caterham 340R	340R	5	10	38.50	21:46.905	106.0
6	12	Speedy Motorsport	Gonçalo Aguiar de Matos		Caterham 340R	340R	6	10	38.50	21:47.606	105.9
7	74	CRM Motorsport	Bernardo Gonzalez		Caterham 340R	340R	7	10	38.50	21:47.943	105.9
8	38	CRM Motorsport	Hugo Antão		Caterham 340R	340R	8	10	38.50	21:48.527	105.9
9	32	Formula F	Rafael Antunes		Caterham 340R	340R	9	10	38.50	21:49.168	105.8
10	84	CRM Motorsport	Abílio Justo		Caterham 340R	340R	10	10	38.50	22:43.271	101.6
11	52	CRM Motorsport	Pedro Ramos		Caterham 340R	340R	11	9	34.65	20:05.627	103.4
12	97	Speedy Motorsport	Guilherme Aguiar de Matos		Caterham 340R	340R	12	8	30.80	16:56.834	109.0
13	77	HIRUNDO Motors	Miguel Carmo		Caterham 340R	340R	13	5	19.25	9:31.699	121.2
14	25	CRM Motorsport	Daniel Ferreira		Caterham 340R	340R	14	4	15.40	7:35.046	121.8
15	65	CRM Motorsport	Kevin Embourg		Caterham 340R	340R	15	3	11.55	5:47.584	119.6
16	80	Formula F	Alex Nabuco		Caterham 340R	340R	16				



Circuito de Madrid Jarama - RACE

Caterham 340R

Race - 2

Tiempos Por Vuelta



5 José Rodrigues Caterham 340R CRM Motorsport

Lap D	Time	Sector 1	Sector 2	Sector 3	T. Spd	Elapsed
1	1:58.241	49.578	36.914	31.749	169.5	1:58.241
2	1:50.901	42.685	36.980	31.236	196.0	3:49.142
3	1:50.775	42.517	37.023	31.235	196.0	5:39.917
4	1:50.711	42.715	36.775	31.221	190.4	7:30.628
5	1:50.593	42.914	36.766	30.913	192.1	9:21.221
6	1:50.842	42.425	37.085	31.332	196.3	11:12.063
7	3:50.689	1:18.100	1:36.133	56.456	121.7	15:02.752
8	1:52.351	44.142	37.106	31.103	177.9	16:55.103
9	2:10.257	42.895	40.063	47.299	202.6	19:05.360
10	2:39.844	1:05.626	49.953	44.265	106.5	21:45.204

7 Miguel Ferreira Caterham 340R CRM Motorsport

Lap D	Time	Sector 1	Sector 2	Sector 3	T. Spd	Elapsed
1	1:59.132	51.347	36.761	31.024	157.8	1:59.132
2	1:50.641	42.415	37.047	31.179	200.7	3:49.773
3	1:50.692	43.168	36.540	30.984	203.0	5:40.465
4	1:50.500	42.689	36.628	31.183	196.7	7:30.965
5	1:50.140	42.192	36.835	31.113	199.2	9:21.105
6	1:52.089	42.820	37.072	32.197	196.3	11:13.194
7	3:50.123	1:18.157	1:35.689	56.277	111.8	15:03.317
8	1:51.251	43.420	36.964	30.867	187.1	16:54.568
9	2:10.202	43.087	44.823	42.292	190.8	19:04.770
10	2:39.404	1:04.442	50.764	44.198	108.4	21:44.174

12 Gonçalo Aguiar de Matos Caterham 340R Speedy Motorsport

Lap D	Time	Sector 1	Sector 2	Sector 3	T. Spd	Elapsed
1	2:00.877	52.264	37.059	31.554	172.8	2:00.877
2	1:50.269	42.374	36.977	30.918	201.1	3:51.146
3	1:52.089	43.337	37.518	31.234	206.8	5:43.235
4	1:51.552	42.998	37.286	31.268	191.4	7:34.787
5	1:55.663	46.758	37.429	31.476	196.7	9:30.450
6	1:50.709	42.545	36.884	31.280	201.1	11:21.159
7	3:45.112	1:15.307	1:35.804	54.001	121.7	15:06.271
8	1:50.950	43.073	36.694	31.183	193.8	16:57.221
9	2:10.205	43.282	42.666	44.257	207.6	19:07.426
10	2:40.180	1:07.031	50.536	42.613	96.1	21:47.606

19 Salvador Posser de Andrade Caterham 340R ADESS

Lap D	Time	Sector 1	Sector 2	Sector 3	T. Spd	Elapsed
1	1:57.563	48.814	37.080	31.669	163.8	1:57.563
2	1:51.410	42.941	36.934	31.535	189.1	3:48.973
3	1:53.189	44.856	36.823	31.510	189.8	5:42.162
4	1:49.833	42.518	36.362	30.953	193.2	7:31.995
5	2:03.638	42.892	37.735	43.011	199.2	9:35.633
6	1:51.307	43.020	36.843	31.444	193.8	11:26.940
7	3:39.076	1:13.742	1:33.655	51.679	184.9	15:06.016
8	1:51.009	43.068	36.703	31.238	188.8	16:57.025
9	2:10.096	43.216	42.874	44.006	210.9	19:07.121
10	2:39.784	1:06.825	50.565	42.394	96.6	21:46.905

25 Daniel Ferreira Caterham 340R CRM Motorsport

Lap D	Time	Sector 1	Sector 2	Sector 3	T. Spd	Elapsed
1	2:03.223	55.610	36.840	30.773	162.8	2:03.223
2	1:50.006	41.720	37.058	31.228	204.5	3:53.229
3	1:51.361	42.300	37.634	31.427	201.1	5:44.590
4	1:50.456	42.005	37.291	31.160	197.0	7:35.046

32 Rafael Antunes Caterham 340R Formula F

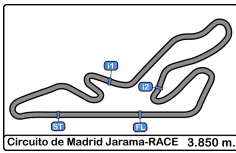
Lap D	Time	Sector 1	Sector 2	Sector 3	T. Spd	Elapsed
1	2:00.789	52.048	36.734	32.007	179.4	2:00.789
2	1:51.462	43.200	36.951	31.311	198.8	3:52.251
3	1:52.212	43.013	37.428	31.771	196.0	5:44.463
4	1:51.435	42.880	37.116	31.439	197.8	7:35.898
5	1:53.727	44.702	37.654	31.371	201.4	9:29.625
6	1:55.787	43.326	39.302	33.159	196.7	11:25.412
7	3:41.297	1:14.209	1:33.925	53.163	180.3	15:06.709
8	1:53.926	44.081	37.982	31.863	190.8	17:00.635
9	2:09.181	44.172	42.317	42.692	193.8	19:09.816
10	2:39.352	1:10.588	46.371	42.393	81.1	21:49.168

38 Hugo Antão Caterham 340R CRM Motorsport

Lap D	Time	Sector 1	Sector 2	Sector 3	T. Spd	Elapsed
1	2:03.074	53.493	37.754	31.827	175.8	2:03.074
2	1:51.227	42.715	37.338	31.174	200.3	3:54.301
3	1:51.964	43.304	37.387	31.273	200.7	5:46.265
4	1:51.328	42.928	37.159	31.241	199.2	7:37.593
5	1:52.824	43.543	37.636	31.645	201.4	9:30.417
6	2:15.401	43.671	55.953	35.777	197.8	11:45.818
7	3:21.941	55.511	1:34.101	52.329	150.4	15:07.759
8	1:53.031	44.040	37.607	31.384	189.8	17:00.790
9	2:07.917	43.056	41.575	43.286	201.1	19:08.707
10	2:39.820	1:06.870	50.475	42.475	101.2	21:48.527

52 Pedro Ramos Caterham 340R CRM Motorsport

Lap D	Time	Sector 1	Sector 2	Sector 3	T. Spd	Elapsed
1	1:58.360	49.157	36.979	32.224	166.9	1:58.360
2	1:51.237	42.907	37.016	31.314	197.0	3:49.597
3	1:50.707	42.875	36.620	31.212	201.1	5:40.304
4	1:50.952	43.172	36.693	31.087	183.9	7:31.256
5	1:51.378	42.848	37.427	31.103	200.3	9:22.634
6	1:52.003	43.110	36.704	32.189	193.5	11:14.637
7	3:48.815	1:17.786	1:35.279	55.750	114.2	15:03.452
8	1:52.322	43.901	37.205	31.216	183.3	16:55.774
9	3:09.853 P	1:46.793	41.603	41.457	199.2	20:05.627



Circuito de Madrid Jarama - RACE

Caterham 340R

Race - 2

Tiempos Por Vuelta



57

Bernardo Bello

Caterham 340R

340R

HIRUNDO Motors

Lap	D	Time	Sector 1	Sector 2	Sector 3	T. Spd	Elapsed
1		2:02.220	54.642	36.676	30.902	157.4	2:02.220
2		2:00.710	52.265	36.966	31.479	201.8	4:02.930
3		1:49.684	42.295	36.416	30.973	193.5	5:52.614
4		1:49.739	42.346	36.569	30.824	192.5	7:42.353
5		1:49.378	42.088	36.480	30.810	193.5	9:31.731
6		1:50.351	42.238	36.883	31.230	200.0	11:22.082
7		3:42.860	1:16.683	1:34.038	52.139	126.4	15:04.942
8		1:51.636	43.021	37.052	31.563	194.5	16:56.578
9		2:09.556	42.739	43.027	43.790	206.8	19:06.134
10		2:40.452	1:07.403	50.227	42.822	89.8	21:46.586

87

Ricardo Costa

Caterham 340R

340R

HIRUNDO Motors

Lap	D	Time	Sector 1	Sector 2	Sector 3	T. Spd	Elapsed
1		1:59.138	49.791	37.403	31.944	168.7	1:59.138
2		1:51.407	42.852	37.240	31.315	201.8	3:50.545
3		1:52.770	43.824	37.680	31.266	204.1	5:43.315
4		1:51.364	42.581	37.124	31.659	195.2	7:34.679
5		1:52.110	43.007	37.498	31.605	199.2	9:26.789
6		1:52.229	43.306	37.057	31.866	192.1	11:19.018
7		3:44.647	1:14.240	1:35.376	55.031	133.9	15:03.665
8		1:52.673	43.969	37.170	31.534	191.1	16:56.338
9		2:09.526	42.687	43.708	43.131	203.7	19:05.864
10		2:39.832	1:05.842	49.868	44.122	99.4	21:45.696

65

Kevin Embourg

Caterham 340R

340R

CRM Motorsport

Lap	D	Time	Sector 1	Sector 2	Sector 3	T. Spd	Elapsed
1		1:58.578	49.894	36.990	31.694	174.4	1:58.578
2		1:51.699	43.017	37.275	31.407	198.1	3:50.277
3		1:57.307 P	43.029	36.989	37.289	200.7	5:47.584

97

Guilherme Aguiar de Matos

Caterham 340R

340R

Speedy Motorsport

Lap	D	Time	Sector 1	Sector 2	Sector 3	T. Spd	Elapsed
1		1:59.705	50.095	37.510	32.100	166.6	1:59.705
2		1:51.259	42.638	37.338	31.283	190.4	3:50.964
3		1:52.899	43.659	37.895	31.345	201.4	5:43.863
4		1:51.834	43.130	37.163	31.541	198.1	7:35.697
5		1:52.383	43.084	37.645	31.654	196.3	9:28.080
6		1:51.477	42.804	37.018	31.655	193.2	11:19.557
7		3:44.665	1:15.076	1:34.394	55.195	114.1	15:04.222
8		1:52.612	44.098	37.072	31.442	185.5	16:56.834

74

Bernardo Gonzalez

Caterham 340R

340R

CRM Motorsport

Lap	D	Time	Sector 1	Sector 2	Sector 3	T. Spd	Elapsed
1		2:01.343	52.511	37.491	31.341	168.7	2:01.343
2		1:51.756	43.138	37.252	31.366	202.6	3:53.099
3		1:52.268	43.432	37.353	31.483	196.0	5:45.367
4		1:51.666	42.894	37.242	31.530	197.0	7:37.033
5		1:52.399	43.198	37.618	31.583	192.5	9:29.432
6		1:52.540	43.007	37.718	31.815	193.2	11:21.972
7		3:44.451	1:15.260	1:35.538	53.653	127.3	15:06.423
8		1:52.324	43.460	37.333	31.531	189.1	16:58.747
9		2:09.067	43.617	41.767	43.683	191.1	19:07.814
10		2:40.129	1:07.027	50.709	42.393	99.8	21:47.943

77

Miguel Carmo

Caterham 340R

340R

HIRUNDO Motors

Lap	D	Time	Sector 1	Sector 2	Sector 3	T. Spd	Elapsed
1		2:04.644	54.644	38.780	31.220	173.6	2:04.644
2		1:51.556	42.845	37.264	31.447	198.5	3:56.200
3		1:52.105	43.554	36.985	31.566	196.7	5:48.305
4		1:51.825	43.367	37.039	31.419	195.2	7:40.130
5		1:51.569	43.146	37.203	31.220	196.3	9:31.699

84

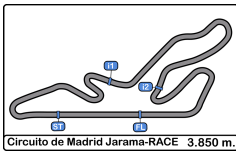
Abilio Justo

Caterham 340R

340R

CRM Motorsport

Lap	D	Time	Sector 1	Sector 2	Sector 3	T. Spd	Elapsed
1		2:01.681	53.249	37.205	31.227	174.4	2:01.681
2		1:50.623	42.526	37.142	30.955	206.1	3:52.304
3		1:52.566	43.532	37.655	31.379	191.4	5:44.870
4		1:51.266	42.958	36.988	31.320	195.2	7:36.136
5		1:52.022	42.991	37.680	31.351	198.5	9:28.158
6		1:52.851	42.958	38.123	31.770	190.8	11:21.009
7		3:45.033	1:14.549	1:35.496	54.988	126.0	15:06.042
8		1:53.196	45.052	37.239	30.905	178.8	16:59.238
9		2:10.038	44.018	43.255	42.765	202.6	19:09.276
10		3:33.995	1:41.598	1:13.418	38.979	76.5	22:43.271



Circuito de Madrid Jarama - RACE

Caterham 340R

Race - 2

Análisis



Num	Lap Time	Gap
-----	----------	-----

Lap 1

19	1:57.563	
5	1:58.241	00.678
52	1:58.360	00.797
65	1:58.578	01.015
7	1:59.132	01.569
87	1:59.138	01.575
97	1:59.705	02.142
32	2:00.789	03.226
12	2:00.877	03.314
74	2:01.343	03.780
84	2:01.681	04.118
57	2:02.220	04.657
38	2:03.074	05.511
25	2:03.223	05.660
77	2:04.644	07.081

Num	Lap Time	Gap
-----	----------	-----

Lap 2

19	1:51.410	
5	1:50.901	00.169
52	1:51.237	00.624
7	1:50.641	00.800
65	1:51.699	01.304
87	1:51.407	01.572
97	1:51.259	01.991
12	1:50.269	02.173
32	1:51.462	03.278
84	1:50.623	03.331
74	1:51.756	04.126
25	1:50.006	04.256
38	1:51.227	05.328
77	1:51.556	07.227
57	2:00.710	13.957

Num	Lap Time	Gap
-----	----------	-----

Lap 3

5	1:50.775	
52	1:50.707	00.387
7	1:50.692	00.548
19	1:53.189	02.245
12	1:52.089	03.318
87	1:52.770	03.398
97	1:52.899	03.946
32	1:52.212	04.546
25	1:51.361	04.673
84	1:52.566	04.953
74	1:52.268	05.450
38	1:51.964	06.348
65	1:57.307	07.667
77	1:52.105	08.388
57	1:49.684	12.697

Num	Lap Time	Gap
-----	----------	-----

Lap 4

5	1:50.711	
7	1:50.500	00.337
52	1:50.952	00.628
19	1:49.833	01.367

Num	Lap Time	Gap
-----	----------	-----

87	1:51.364	04.051
12	1:51.552	04.159
25	1:50.456	04.418
97	1:51.834	05.069
32	1:51.435	05.270
84	1:51.266	05.508
74	1:51.666	06.405
38	1:51.328	06.965
77	1:51.825	09.502
57	1:49.739	11.725

Num	Lap Time	Gap
-----	----------	-----

Lap 5

7	1:50.140	
5	1:50.593	00.116
52	1:51.378	01.529
87	1:52.110	05.684
97	1:52.383	06.975
84	1:52.022	07.053
74	1:52.399	08.327
32	1:53.727	08.520
38	1:52.824	09.312
12	1:55.663	09.345
77	1:51.569	10.594
57	1:49.378	10.626
19	2:03.638	14.528

Num	Lap Time	Gap
-----	----------	-----

Lap 6

5	1:50.842	
7	1:52.089	01.131
52	1:52.003	02.574
87	1:52.229	06.955
97	1:51.477	07.494
84	1:52.851	08.946
12	1:50.709	09.096
74	1:52.540	09.909
57	1:50.351	10.019
32	1:55.787	13.349
19	1:51.307	14.877
38	2:15.401	33.755

Num	Lap Time	Gap
-----	----------	-----

Lap 7

5	3:50.689	
7	3:50.123	00.565
52	3:48.815	00.700
87	3:44.647	00.913
97	3:44.665	01.470
57	3:42.860	02.190
19	3:39.076	03.264
84	3:45.033	03.290
12	3:45.112	03.519
74	3:44.451	03.671
32	3:41.297	03.957
38	3:21.941	05.007

Num	Lap Time	Gap
-----	----------	-----

Lap 8

7	1:51.251	
---	----------	--

Num	Lap Time	Gap
-----	----------	-----

5	1:52.351	00.535
52	1:52.322	01.206
87	1:52.673	01.770
57	1:51.636	02.010
97	1:52.612	02.266
19	1:51.009	02.457
12	1:50.950	02.653
74	1:52.324	04.179
84	1:53.196	04.670
32	1:53.926	06.067
38	1:53.031	06.222

Num	Lap Time	Gap
-----	----------	-----

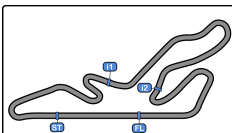
Lap 9

7	2:10.202	
5	2:10.257	00.590
87	2:09.526	01.094
57	2:09.556	01.364
19	2:10.096	02.351
12	2:10.205	02.656
74	2:09.067	03.044
38	2:07.917	03.937
84	2:10.038	04.506
32	2:09.181	05.046
52	3:09.853	1:00.857

Num	Lap Time	Gap
-----	----------	-----

Lap 10

7	2:39.404	
5	2:39.844	01.030
87	2:39.832	01.522
57	2:40.452	02.412
19	2:39.784	02.731
12	2:40.180	03.432
74	2:40.129	03.769
38	2:39.820	04.353
32	2:39.352	04.994
84	3:33.995	59.097



Circuito de Madrid Jarama - RACE

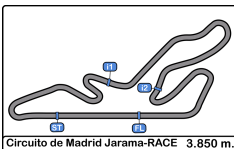
Caterham 340R

Race - 2

Mejores Sectores



Sector - 1		Sector - 2		Sector - 3		Ideal Lap vs Best Lap					
Clas	Nº Driver	Time	Nº Driver	Time	Nº Driver	Time	Clas	Nº Driver	Ideal Lap	Best Lap	Clas
1	25 Daniel Ferreira	41.720	19 Salvador Posser de Andrade	36.362	25 Daniel Ferreira	30.773	1	57 Bernardo Bello	1:49.314	1:49.378	1
2	57 Bernardo Bello	42.088	57 Bernardo Bello	36.416	57 Bernardo Bello	30.810	2	25 Daniel Ferreira	1:49.333	1:50.006	3
3	7 Miguel Ferreira	42.192	7 Miguel Ferreira	36.540	7 Miguel Ferreira	30.867	3	7 Miguel Ferreira	1:49.599	1:50.140	4
4	12 Gonçalo Aguiar de Matos	42.374	52 Pedro Ramos	36.620	84 Abílio Justo	30.905	4	19 Salvador Posser de Andrade	1:49.833	1:49.833	2
5	5 José Rodrigues	42.425	12 Gonçalo Aguiar de Matos	36.694	5 José Rodrigues	30.913	5	12 Gonçalo Aguiar de Matos	1:49.986	1:50.269	5
6	19 Salvador Posser de Andrade	42.518	32 Rafael Antunes	36.734	12 Gonçalo Aguiar de Matos	30.918	6	5 José Rodrigues	1:50.104	1:50.593	6
7	84 Abílio Justo	42.526	5 José Rodrigues	36.766	19 Salvador Posser de Andrade	30.953	7	84 Abílio Justo	1:50.419	1:50.623	7
8	87 Ricardo Costa	42.581	25 Daniel Ferreira	36.840	52 Pedro Ramos	31.087	8	52 Pedro Ramos	1:50.555	1:50.707	8
9	97 Guilherme Aguiar de Matos	42.638	77 Miguel Carmo	36.985	38 Hugo Antão	31.174	9	87 Ricardo Costa	1:50.904	1:51.364	11
10	38 Hugo Antão	42.715	84 Abílio Justo	36.988	77 Miguel Carmo	31.220	10	32 Rafael Antunes	1:50.925	1:51.435	12
11	77 Miguel Carmo	42.845	65 Kevin Embourg	36.989	87 Ricardo Costa	31.266	11	97 Guilherme Aguiar de Matos	1:50.939	1:51.259	10
12	52 Pedro Ramos	42.848	97 Guilherme Aguiar de Matos	37.018	97 Guilherme Aguiar de Matos	31.283	12	38 Hugo Antão	1:51.048	1:51.227	9
13	32 Rafael Antunes	42.880	87 Ricardo Costa	37.057	32 Rafael Antunes	31.311	13	77 Miguel Carmo	1:51.050	1:51.556	13
14	74 Bernardo Gonzalez	42.894	38 Hugo Antão	37.159	74 Bernardo Gonzalez	31.341	14	65 Kevin Embourg	1:51.413	1:51.699	15
15	65 Kevin Embourg	43.017	74 Bernardo Gonzalez	37.242	65 Kevin Embourg	31.407	15	74 Bernardo Gonzalez	1:51.477	1:51.666	14



Circuito de Madrid Jarama - RACE

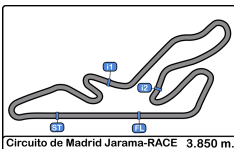
Caterham 340R

Race - 2

Secuencia Líder



Nº	Team	Driver - 1	Driver - 2	Vehicle	Cat	Start Lap	End Lap	Laps	Total Laps
19	ADESS	Salvador Posser de Andrade		Caterham 340R	340R	1	2	2	2
5	CRM Motorsport	José Rodrigues		Caterham 340R	340R	3	4	2	2
7	CRM Motorsport	Miguel Ferreira		Caterham 340R	340R	5	5	1	1
5	CRM Motorsport	José Rodrigues		Caterham 340R	340R	6	7	2	4
7	CRM Motorsport	Miguel Ferreira		Caterham 340R	340R	8	10	3	4



Circuito de Madrid Jarama - RACE

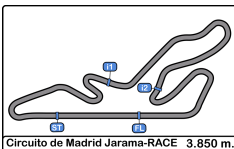
Caterham 340R

Race - 2

5 Mejores Tiempos



Cl	Nº Team	Driver - 1	Driver - 2	Vehicle	Cat	Cl	Best 1		Best 2		Best 3		Best 4		Best 5	
							Time	Lap	Time	Lap	Time	Lap	Time	Lap	Time	Lap
1	57 HIRUNDO Motors	Bernardo Bello		Caterham 340R	340R	1	1:49.378	5	1:49.684	3	1:49.739	4	1:50.351	6	1:51.636	8
2	19 ADESS	Salvador Posser de Andrade		Caterham 340R	340R	2	1:49.833	4	1:51.009	8	1:51.307	6	1:51.410	2	1:53.189	3
3	25 CRM Motorsport	Daniel Ferreira		Caterham 340R	340R	3	1:50.006	2	1:50.456	4	1:51.361	3	2:03.223	1		
4	7 CRM Motorsport	Miguel Ferreira		Caterham 340R	340R	4	1:50.140	5	1:50.500	4	1:50.641	2	1:50.692	3	1:51.251	8
5	12 Speedy Motorsport	Gonçalo Aguiar de Matos		Caterham 340R	340R	5	1:50.269	2	1:50.709	6	1:50.950	8	1:51.552	4	1:52.089	3
6	5 CRM Motorsport	José Rodrigues		Caterham 340R	340R	6	1:50.593	5	1:50.711	4	1:50.775	3	1:50.842	6	1:50.901	2
7	84 CRM Motorsport	Abílio Justo		Caterham 340R	340R	7	1:50.623	2	1:51.266	4	1:52.022	5	1:52.566	3	1:52.851	6
8	52 CRM Motorsport	Pedro Ramos		Caterham 340R	340R	8	1:50.707	3	1:50.952	4	1:51.237	2	1:51.378	5	1:52.003	6
9	38 CRM Motorsport	Hugo Antão		Caterham 340R	340R	9	1:51.227	2	1:51.328	4	1:51.964	3	1:52.824	5	1:53.031	8
10	97 Speedy Motorsport	Guilherme Aguiar de Matos		Caterham 340R	340R	10	1:51.259	2	1:51.477	6	1:51.834	4	1:52.383	5	1:52.612	8
11	87 HIRUNDO Motors	Ricardo Costa		Caterham 340R	340R	11	1:51.364	4	1:51.407	2	1:52.110	5	1:52.229	6	1:52.673	8
12	32 Formula F	Rafael Antunes		Caterham 340R	340R	12	1:51.435	4	1:51.462	2	1:52.212	3	1:53.727	5	1:53.926	8
13	77 HIRUNDO Motors	Miguel Carmo		Caterham 340R	340R	13	1:51.556	2	1:51.569	5	1:51.825	4	1:52.105	3	2:04.644	1
14	74 CRM Motorsport	Bernardo Gonzalez		Caterham 340R	340R	14	1:51.666	4	1:51.756	2	1:52.268	3	1:52.324	8	1:52.399	5
15	65 CRM Motorsport	Kevin Embourg		Caterham 340R	340R	15	1:51.699	2	1:57.307	3	1:58.578	1				



Circuito de Madrid Jarama - RACE

Caterham 340R

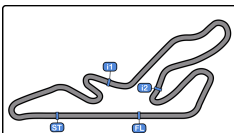
Race - 2

5 Mejores Velocidades



Circuito de Madrid Jarama-RACE 3.850 m.

Cl	Nº Team	Driver - 1	Driver - 2	Vehicle	Cat	Cl	Top 1		Top 2		Top 3		Top 4		Top 5		Avg
							Km/h	Lap	Km/h	Lap	Km/h	Lap	Km/h	Lap	Km/h	Lap	
1	19 ADESS	Salvador Posser de Andrade		Caterham 340R	340R	1	210.9	9	199.2	5	193.8	6	193.2	4	189.8	3	197.4
2	12 Speedy Motorsport	Gonçalo Aguiar de Matos		Caterham 340R	340R	2	207.6	9	206.8	3	201.1	2	201.1	6	196.7	5	202.7
3	57 HIRUNDO Motors	Bernardo Bello		Caterham 340R	340R	3	206.8	9	201.8	2	200.0	6	194.5	8	193.5	3	199.3
4	84 CRM Motorsport	Abílio Justo		Caterham 340R	340R	4	206.1	2	202.6	9	198.5	5	195.2	4	191.4	3	198.8
5	97 Speedy Motorsport	Guilherme Aguiar de Matos		Caterham 340R	340R	5	205.7	9	201.4	3	198.1	4	196.3	5	193.2	6	198.9
6	25 CRM Motorsport	Daniel Ferreira		Caterham 340R	340R	6	204.5	2	201.1	3	199.2	5	197.0	4	162.8	1	192.9
7	87 HIRUNDO Motors	Ricardo Costa		Caterham 340R	340R	7	204.1	3	203.7	9	201.8	2	199.2	5	195.2	4	200.8
8	7 CRM Motorsport	Miguel Ferreira		Caterham 340R	340R	8	203.0	3	200.7	2	199.2	5	196.7	4	196.3	6	199.2
9	5 CRM Motorsport	José Rodrigues		Caterham 340R	340R	9	202.6	9	196.3	6	196.0	2	196.0	3	192.1	5	196.6
10	74 CRM Motorsport	Bernardo Gonzalez		Caterham 340R	340R	10	202.6	2	197.0	4	196.0	3	193.2	6	192.5	5	196.2
11	32 Formula F	Rafael Antunes		Caterham 340R	340R	11	201.4	5	198.8	2	197.8	4	196.7	6	196.0	3	198.1
12	38 CRM Motorsport	Hugo Antão		Caterham 340R	340R	12	201.4	5	201.1	9	200.7	3	200.3	2	199.2	4	200.5
13	52 CRM Motorsport	Pedro Ramos		Caterham 340R	340R	13	201.1	3	200.3	5	199.2	9	197.0	2	193.5	6	198.2
14	65 CRM Motorsport	Kevin Embourg		Caterham 340R	340R	14	200.7	3	198.1	2	174.4	1					191.1
15	77 HIRUNDO Motors	Miguel Carmo		Caterham 340R	340R	15	199.2	6	198.5	2	196.7	3	196.3	5	195.2	4	197.2



Circuito de Madrid Jarama - RACE

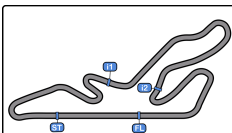
Caterham 340R

Race - 2

Secuencia Vueltas Rápidas



Lap	Day Time	Session Time	Nº Team	Driver - 1	Driver - 2	Vehicle	Cat	Time	Km/h
2	13:14:43.015	3:49.015	19 ADESS	Salvador Posser de Andrade		Caterham 340R	340R	1:51.410	124.4
2	13:14:43.184	3:49.184	5 CRM Motorsport	José Rodrigues		Caterham 340R	340R	1:50.901	124.9
2	13:14:43.815	3:49.815	7 CRM Motorsport	Miguel Ferreira		Caterham 340R	340R	1:50.641	125.2
2	13:14:45.188	3:51.188	12 Speedy Motorsport	Gonçalo Aguiar de Matos		Caterham 340R	340R	1:50.269	125.6
2	13:14:47.271	3:53.271	25 CRM Motorsport	Daniel Ferreira		Caterham 340R	340R	1:50.006	125.9
3	13:16:46.656	5:52.656	57 HIRUNDO Motors	Bernardo Bello		Caterham 340R	340R	1:49.684	126.3
5	13:20:25.773	9:31.773	57 HIRUNDO Motors	Bernardo Bello		Caterham 340R	340R	1:49.378	126.7



Circuito de Madrid Jarama - RACE

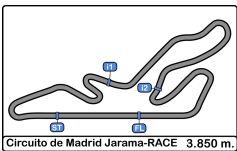
Caterham 340R

Race - 2

Mejor Máxima Velocidad del Evento



Nº	Team	Driver - 1	Driver - 2	Vehicle	Cat	Km/h	Session
19	ADESS	Salvador Posser de Andrade		Caterham 340R	340R	210.9	Race - 2
65	CRM Motorsport	Kevin Embourg		Caterham 340R	340R	209.3	Qualifying
97	Speedy Motorsport	Guilherme Aguiar de Matos		Caterham 340R	340R	207.6	Race - 1
12	Speedy Motorsport	Gonçalo Aguiar de Matos		Caterham 340R	340R	207.6	Race - 2
32	Formula F	Rafael Antunes		Caterham 340R	340R	207.2	Race - 1
52	CRM Motorsport	Pedro Ramos		Caterham 340R	340R	206.8	Race - 1
38	CRM Motorsport	Hugo Antão		Caterham 340R	340R	206.8	Race - 1
57	HIRUNDO Motors	Bernardo Bello		Caterham 340R	340R	206.8	Race - 2
77	HIRUNDO Motors	Miguel Carmo		Caterham 340R	340R	206.1	Testes Privados - 4
84	CRM Motorsport	Abílio Justo		Caterham 340R	340R	206.1	Race - 2
25	CRM Motorsport	Daniel Ferreira		Caterham 340R	340R	205.7	Qualifying
7	CRM Motorsport	Miguel Ferreira		Caterham 340R	340R	205.7	Qualifying
5	CRM Motorsport	José Rodrigues		Caterham 340R	340R	205.7	Race - 1
87	HIRUNDO Motors	Ricardo Costa		Caterham 340R	340R	204.1	Race - 1
74	CRM Motorsport	Bernardo Gonzalez		Caterham 340R	340R	202.6	Race - 2
80	Formula F	Alex Nabuco		Caterham 340R	340R	196.7	Testes Privados - 4



Circuito de Madrid Jarama - RACE

Caterham 340R

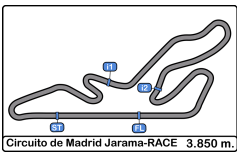
Race - 2

Cuentavueltas



LAP

Nr	Po	Grid	1	2	3	4	5	6	7	8	9	10
19	1	19	19	19	5	5	7	5	5	7	7	7
87	2	87	5	5	52	7	5	7	7	5	5	5
97	3	97	52	52	7	52	52	52	52	52	87	87
52	4	52	65	7	19	19	87	87	87	87	57	57
5	5	5	7	65	12	87	97	97	97	57	19	19
25	6	25	87	87	87	12	84	84	57	97	12	12
65	7	65	97	97	97	25	74	12	19	19	74	74
57	8	57	32	12	32	97	32	74	84	12	38	38
12	9	12	12	32	25	32	38	57	12	74	84	32
7	10	7	74	84	84	84	12	32	74	84	32	84
77	11	77	84	74	74	74	77	19	32	32	52	
74	12	74	57	25	38	38	57	38	38	38		
38	13	38	38	38	65	77	19					
80	14	80	25	77	77	57						
84	15	84	77	57	57							
32	16	32										



Circuito de Madrid Jarama - RACE

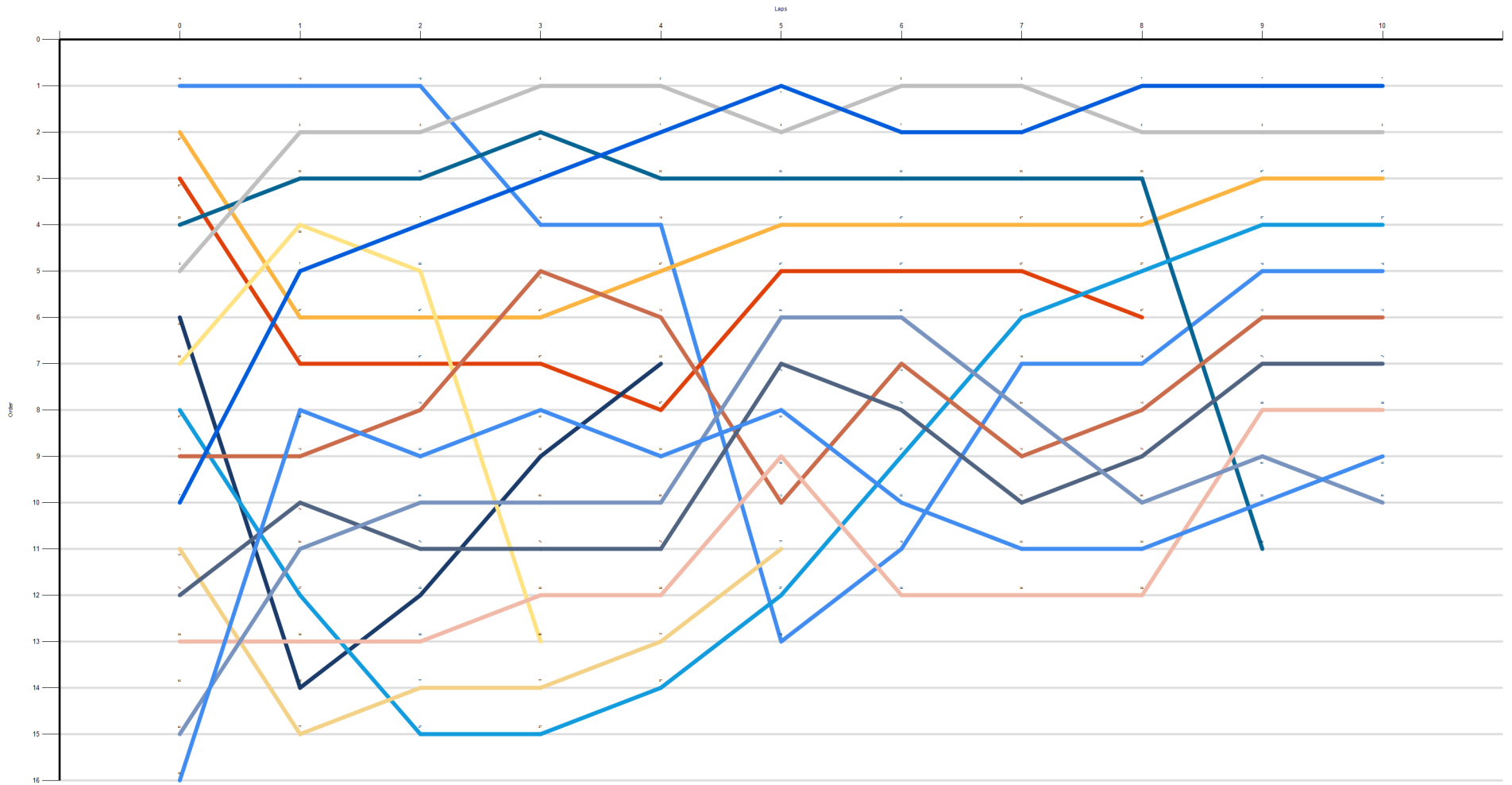
Caterham 340R

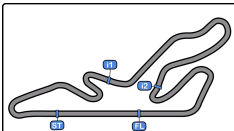
Race - 2

Cuentavueltas Gráfico



- 1
- 2
- 3
- 4
- 5
- 6
- 7
- 8
- 9
- 10
- 11
- 12
- 13
- 14
- 15
- 16





Circuito de Madrid Jarama-RACE 3.850 m.

Circuito de Madrid Jarama - RACE

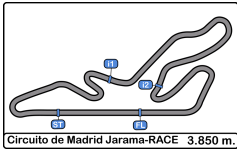
Caterham 340R

Race - 2

Tiempos Parada en Pit



Ord	Nr.	In Day Time	Team	Driver - 1	Driver - 2	Vehicle	Cat	In Time	Stop N°	Pit Time	Handicap	Diff.
-----	-----	-------------	------	------------	------------	---------	-----	---------	---------	----------	----------	-------



Circuito de Madrid Jarama - RACE

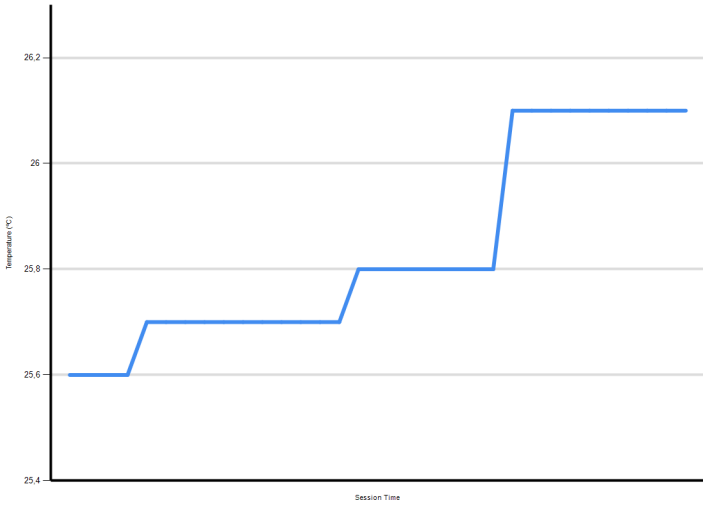
Caterham 340R

Race - 2

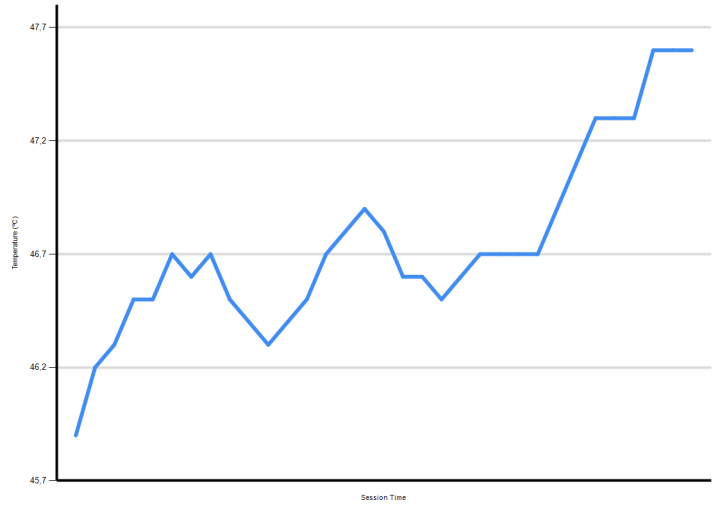
Informe Meteorológico



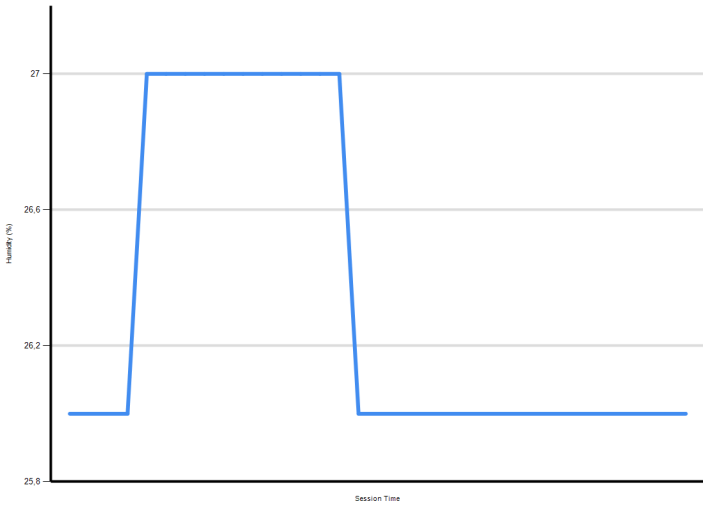
Air Temperature




Track Temperature




Humidity



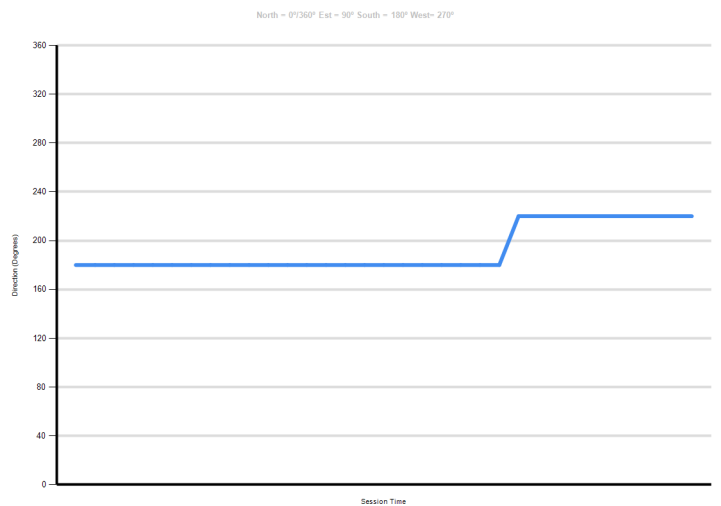
Pressure

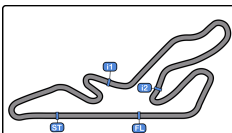


Wind Speed



Wind direction





Circuito de Madrid Jarama - RACE

Caterham 340R

Race - 3

Resultados Finales



Circuito de Madrid Jarama-RACE 3.850 m.

Cls	Nº	Team	Driver - 1	Driver - 2	Vehicle	Cat	Cl	Laps	Total Time	Gap	Interval	Km/h	Best	Time	Km/h
1	57	HIRUNDO Motors	Bernardo Bello		Caterham 340R	340R	1	11	40:41.213			62.4	4	1:49.599	126.4
2	7	CRM Motorsport	Miguel Ferreira		Caterham 340R	340R	2	11	40:41.276	0.063	0.063	62.4	5	1:49.518	126.5
3	12	Speedy Motorsport	Gonçalo Aguiar de Matos		Caterham 340R	340R	3	11	40:43.807	2.594	2.531	62.3	9	1:50.125	125.8
4	65	CRM Motorsport	Kevin Embourg		Caterham 340R	340R	4	11	40:44.523	3.310	0.716	62.3	11	1:49.482	126.5
5	25	CRM Motorsport	Daniel Ferreira		Caterham 340R	340R	5	11	40:48.343	7.130	3.820	62.2	9	1:50.369	125.5
6	97	Speedy Motorsport	Guilherme Aguiar de Matos		Caterham 340R	340R	6	11	40:52.908	11.695	4.565	62.1	8	1:51.096	124.7
7	74	CRM Motorsport	Bernardo Gonzalez		Caterham 340R	340R	7	11	40:53.053	11.840	0.145	62.1	3	1:51.232	124.6
8	5 *	CRM Motorsport	José Rodrigues		Caterham 340R	340R	8	11	41:23.887	42.674	30.834	61.3	9	1:50.399	125.5
9	80	Formula F	Alex Nabuco		Caterham 340R	340R	9	11	41:27.446	46.233	3.559	61.2	4	1:55.868	119.6
10	38	CRM Motorsport	Hugo Antão		Caterham 340R	340R	10	11	41:38.423	57.210	10.977	61.0	3	1:51.343	124.4
11	19	ADESS	Salvador Posser de Andrade		Caterham 340R	340R	11	11	42:24.540	1:43.327	46.117	59.9	9	1:51.007	124.8
Not classified:															
	84 *	CRM Motorsport	Abílio Justo		Caterham 340R	340R	12	8	35:46.609	3 Vtas.	3 Vtas.	51.6	3	1:50.401	125.5
	32	Formula F	Rafael Antunes		Caterham 340R	340R	13	4	7:34.458	7 Vtas.	4 Vtas.	121.9	2	1:51.502	124.3
	52	CRM Motorsport	Pedro Ramos		Caterham 340R	340R	14	4	7:36.863	7 Vtas.	2.405	121.3	4	1:51.223	124.6
	87	HIRUNDO Motors	Ricardo Costa		Caterham 340R	340R	15	4	7:37.448	7 Vtas.	0.585	121.1	3	1:51.359	124.4
	77	HIRUNDO Motors	Miguel Carmo		Caterham 340R	340R	16								

Vta. Rápida Kevin Embourg en 1:49.482 a 126.5 Km/h en la vta. 11

* PENALTIES

Dorsal #5 penalizado con 34" según art. 13.2D PEV

Dorsal #84 penalizado con 34" según art. 34.10 PEV

Published at:.....

Track Temp: 38.8 °C Air Temp: 29.4 °C Humidity: 22 % Track Status: SECA

Stewards:	Nuno SANTOS	Alberto LINDON	Yolanda GONZÁLEZ	Timekeeper: Maria.Jesús GAMAZO JOB-0499-ESP/M
	CD-PT24/0473	CD-0722-ESP/M	CD-0507-ESP/M	