



# Iberian Historic Endurance

**Circuito de Madrid Jarama-RACE**

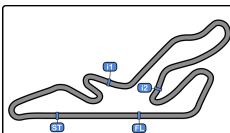
**15 y 16 de junio de 2024**

***Results booklet***



Provided by Cronococa S.L.

[www.cronococa.com](http://www.cronococa.com)



# Circuito de Madrid Jarama - RACE

## Iberian Historic Endurance

### Test Colectivo

#### Resultados Provisionales



Cls	Nº	Team	Driver - 1	Driver - 2	Vehicle	Cat	Cls	Laps	Best	Time	Gap	Interval	Km/h
1	10	Max Huber	Max Huber		Shelby Cobra	INV *	1	10	9	1:52.283			123.4
2	176	AECD	Eduardo Davila Vega		Porsche 911 3.0 RS	H-1976	1	17	7	1:53.020	0.737	0.737	122.6
3	290	Miguel Lobo	Miguel Lobo		Shelby Cobra Daytona Coupé	INV *	2	14	11	1:53.151	0.868	0.131	122.4
4	83	Bruno Duarte	Bruno Duarte	Filipe Silva Jesus	Porsche 911 RS 3.0	H-1976	2	16	7	1:53.362	1.079	0.211	122.2
5	269	Olivier Muytjens	Grégoire Audi	Olivier Muytjens	Shelby Cobra Daytona	H-1965	1	16	15	1:55.110	2.827	1.748	120.4
6	366	Guillaume Huber	Guillaume Huber		Ford Mustang	H-1965	2	16	15	1:57.870	5.587	2.760	117.5
7	132	AECD	Juan Alonso Catalá	Jose Antonio Zorrilla	Porsche 911 3.0 RS	H-1976	3	12	9	1:59.010	6.727	1.140	116.4
8	7	Clasicos Madrid	José Rueda Ortiz	Pablo Rueda Muñoz	Elva MK7	GTP & SC	1	16	4	1:59.399	7.116	0.389	116.0
9	28	P-A Forsvall	P-A Forsvall		Lotus Elan	H-1965	3	16	15	2:00.273	7.990	0.874	115.2
10	146	Xavier Rascagneres	Xavier Rascagneres	Jérôme Peyrat	Lotus 23B	GTP & SC	2	12	4	2:00.470	8.187	0.197	115.0
11	102	Thierry Lafont	Thierry Lafont		AC Cobra 289	H-1965	4	14	13	2:01.317	9.034	0.847	114.2
12	174	António Castro Ortega	António Castro Ortega	Angel Lanchares Alonso	Porsche 2.5 ST	H-1971	1	15	6	2:01.366	9.083	0.049	114.2
13	47	Escuderia Madrid Historicos	Roberto Díaz-Rincon		Alfa Romeo 1750 GTAm	H-1971	2	19	15	2:03.391	11.108	2.025	112.3
14	55	Paul Daniels	Paul Daniels	Markus Palttala	Porsche 911 2.8 RSR	H-1976	4	16	15	2:04.725	12.442	1.334	111.1
15	367	Ralf Huber	Ralf Huber		Bizzarrini 5300 GT	H-1965	5	13	12	2:06.122	13.839	1.397	109.8
16	157	Escuderia Clasicos Alcalá	Alfonso García Casares	Ildefonso García Lopez	Porsche 911 S/T	H-1971	3	5	4	2:07.008	14.725	0.886	109.1
17	51	Jorge Santos	Jorge Santos	Alcides Petiz	Alfa Romeo GTAm	H-1971	4	2	2	2:07.492	15.209	0.484	108.7
18	23	Vincent Tourneur	Vincent Tourneur		Porsche 911 SWB	GDS	1	18	10	2:10.210	17.927	2.718	106.4
19	165	Fabrice Bernollin	Fabrice Bernollin		Shelby Daytona Cobra 4700	H-1965	6	15	14	2:12.857	20.574	2.647	104.3
20	221	Alberto Velez-Grilo	Alberto Velez-Grilo	Tomaz Velez-Grilo	BMW 1800 TiSA	GDS	2	14	9	2:13.267	20.984	0.410	104.0
21	545	François Guerin	François Guerin		BMW 1600 ti	H-1971	5	10	6	2:13.667	21.384	0.400	103.6
22	82	Fabiano Vivacqua	Fabiano Vivacqua		Porsche 356 B	H-1965	7	13	5	2:25.205	32.922	11.538	95.4
23	138	Sydney Beynat	Sydney Beynat	Alexandre Bouchon	Alfa Romeo GT Am	H-1971	6	4	3	2:28.538	36.255	3.333	93.3

Published at:.....

Track Temp: 34.3 °C Air Temp: 21.4 °C Humidity: 50 % Track Status: SECA

Race Director:

Ramiro BRITO

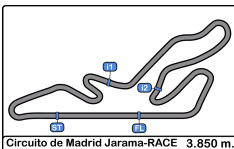
DCI PT24/0086

Timekeeper:

Maria.Jesús GAMAZO

JOB-0499-ESP/M





**Circuito de Madrid Jarama - RACE**  
**Iberian Historic Endurance**  
**Test Colectivo**  
**Resultados Provisionales por Categoría**



INV *													
Cls	Nº	Team	Driver - 1	Driver - 2	Vehicle	Cat	Cls	Laps	Best	Time	Gap	Interval	Km/h
1	10	Max Huber	Max Huber		Shelby Cobra	INV *	1	10	9	1:52.283			123.4
2	290	Miguel Lobo	Miguel Lobo		Shelby Cobra Daytona Coupé	INV *	2	14	11	1:53.151	0.868	0.868	122.4

H-1976													
Cls	Nº	Team	Driver - 1	Driver - 2	Vehicle	Cat	Cls	Laps	Best	Time	Gap	Interval	Km/h
1	176	AECD	Eduardo Davila Vega		Porsche 911 3.0 RS	H-1976	1	17	7	1:53.020			122.6
2	83	Bruno Duarte	Bruno Duarte	Filipe Silva Jesus	Porsche 911 RS 3.0	H-1976	2	16	7	1:53.362	0.342	0.342	122.2
3	132	AECD	Juan Alonso Catalá	Jose Antonio Zorrilla	Porsche 911 3.0 RS	H-1976	3	12	9	1:59.010	5.990	5.648	116.4
4	55	Paul Daniels	Paul Daniels	Markus Palttala	Porsche 911 2.8 RSR	H-1976	4	16	15	2:04.725	11.705	5.715	111.1

H-1965													
Cls	Nº	Team	Driver - 1	Driver - 2	Vehicle	Cat	Cls	Laps	Best	Time	Gap	Interval	Km/h
1	269	Olivier Muytjens	Grégoire Audi	Olivier Muytjens	Shelby Cobra Daytona	H-1965	1	16	15	1:55.110			120.4
2	366	Guillaume Huber	Guillaume Huber		Ford Mustang	H-1965	2	16	15	1:57.870	2.760	2.760	117.5
3	28	P-A Forsvall	P-A Forsvall		Lotus Elan	H-1965	3	16	15	2:00.273	5.163	2.403	115.2
4	102	Thierry Lafont	Thierry Lafont		AC Cobra 289	H-1965	4	14	13	2:01.317	6.207	1.044	114.2
5	367	Ralf Huber	Ralf Huber		Bizzarrini 5300 GT	H-1965	5	13	12	2:06.122	11.012	4.805	109.8
6	165	Fabrice Bernollin	Fabrice Bernollin		Shelby Daytona Cobra 4700	H-1965	6	15	14	2:12.857	17.747	6.735	104.3
7	82	Fabiano Vivacqua	Fabiano Vivacqua		Porsche 356 B	H-1965	7	13	5	2:25.205	30.095	12.348	95.4

GTP & SC													
Cls	Nº	Team	Driver - 1	Driver - 2	Vehicle	Cat	Cls	Laps	Best	Time	Gap	Interval	Km/h
1	7	Clasicos Madrid	José Rueda Ortiz	Pablo Rueda Muñoz	Elva MK7	GTP & SC	1	16	4	1:59.399			116.0
2	146	Xavier Rascagneres	Xavier Rascagneres	Jérôme Peyrat	Lotus 23B	GTP & SC	2	12	4	2:00.470	1.071	1.071	115.0

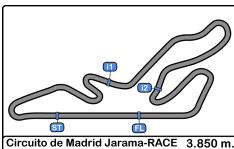
H-1971													
Cls	Nº	Team	Driver - 1	Driver - 2	Vehicle	Cat	Cls	Laps	Best	Time	Gap	Interval	Km/h
1	174	António Castro Ortega	António Castro Ortega	Angel Lanchares Alonso	Porsche 2.5 ST	H-1971	1	15	6	2:01.366			114.2
2	47	Escuderia Madrid Historicos	Roberto Diaz-Rincon		Alfa Romeo 1750 GTAm	H-1971	2	19	15	2:03.391	2.025	2.025	112.3
3	157	Escuderia Clasicos Alcalá	Alfonso García Casares	Ildefonso García Lopez	Porsche 911 S/T	H-1971	3	5	4	2:07.008	5.642	3.617	109.1
4	51	Jorge Santos	Jorge Santos	Alcides Petiz	Alfa Romeo GTAm	H-1971	4	2	2	2:07.492	6.126	0.484	108.7
5	545	François Guerin	François Guerin		BMW 1600 ti	H-1971	5	10	6	2:13.667	12.301	6.175	103.6
6	138	Sydney Beynat	Sydney Beynat	Alexandre Bouchon	Alfa Romeo GT Am	H-1971	6	4	3	2:28.538	27.172	14.871	93.3

Published at:.....

Track Temp: **34.3 °C** Air Temp: **21.4 °C** Humidity: **50 %** Track Status: **SECA**

<b>Race Director:</b>	Ramiro BRITO DCI PT24/0086	<b>Timekeeper:</b>	Maria.Jesús GAMAZO JOB-0499-ESP/M
-----------------------	-------------------------------	--------------------	--------------------------------------





**Circuito de Madrid Jarama - RACE**  
**Iberian Historic Endurance**  
**Test Colectivo**  
**Resultados Provisionales por Categoría**



GDS													
Cls	Nº	Team	Driver - 1	Driver - 2	Vehicle	Cat	Cls	Laps	Best	Time	Gap	Interval	Km/h
1	23	Vincent Tourneur	Vincent Tourneur		Porsche 911 SWB	GDS	1	18	10	2:10.210			106.4
2	221	Alberto Velez-Grilo	Alberto Velez-Grilo	Tomaz Velez-Grilo	BMW 1800 TiSA	GDS	2	14	9	2:13.267	3.057	3.057	104.0

Published at:.....

Track Temp: **34.3 °C** Air Temp: **21.4 °C** Humidity: **50 %** Track Status: **SECA**

**Race Director:**

Ramiro BRITO

DCI PT24/0086

**Timekeeper:**

Maria.Jesús GAMAZO

JOB-0499-ESP/M





# Circuito de Madrid Jarama - RACE

## Iberian Historic Endurance

### Test Colectivo

#### Tiempos Por Vuelta



7

José Rueda Ortiz

Elva MK7 **28**

P-A Forsvall

Lotus Elan

GTP & SC

Pablo Rueda Muñoz

Clasicos Madrid

H-1965

Curated Garage

Lap	D	Time	Sector 1	Sector 2	Sector 3	T. Spd	Elapsed	Lap	D	Time	Sector 1	Sector 2	Sector 3	T. Spd	Elapsed
1		10:03:24.307	10:02:06.321	43.092	34.894	79.8	10:03:24.307	1		10:05:37.512	10:04:08.653	49.655	39.204	79.4	10:05:37.512
2		2:02.314	47.719	41.721	32.874	149.1	10:05:26.621	2		2:15.117	51.665	45.379	38.073	147.3	10:07:52.629
3		2:02.421	47.144	41.796	33.481	188.1	10:07:29.042	3		2:25.384 P	48.554	47.997	48.833	170.0	10:10:18.013
4		1:59.399	45.519	40.925	32.955	171.9	10:09:28.441	4		3:32.699	2:14.852	42.680	35.167	95.9	10:13:50.712
5		2:11.057 P	47.171	40.978	42.908	162.8	10:11:39.498	5		2:06.299	47.717	42.338	36.244	170.8	10:15:57.011
6		6:51.346	5:18.246	54.190	38.910	74.5	10:18:30.844	6		2:03.567	47.583	41.332	34.652	172.2	10:18:00.578
7		2:20.542	51.978	48.001	40.563	154.2	10:20:51.386	7		2:03.614	47.933	41.252	34.429	162.4	10:20:04.192
8		2:23.141 P	51.349	46.409	45.383	147.3	10:23:14.527	8		2:02.990	46.636	41.679	34.675	176.1	10:22:07.182
9		4:23.943	3:04.620	44.806	34.517	78.3	10:27:38.470	9		2:04.176	47.482	42.297	34.397	174.4	10:24:11.358
10		2:12.457	49.819	46.285	36.353	168.2	10:29:50.927	10		2:02.293	46.176	41.227	34.890	188.1	10:26:13.651
11		2:08.995	47.163	44.082	37.750	166.9	10:31:59.922	11		2:01.412	46.589	41.012	33.811	165.3	10:28:15.063
12		2:09.719	50.746	44.871	34.102	173.0	10:34:09.641	12		2:03.347	46.066	41.234	36.047	183.3	10:30:18.410
13		2:01.356	45.692	41.827	33.837	174.4	10:36:10.997	13		2:00.629	46.369	40.422	33.838	186.2	10:32:19.039
14		2:05.090	45.423	44.324	35.343	181.5	10:38:16.087	14		2:00.865	46.018	41.056	33.791	180.0	10:34:19.904
15		2:06.017	48.159	42.964	34.894	174.7	10:40:22.104	15		2:00.273	45.776	40.161	34.336	185.8	10:36:20.177
16		2:13.543 P	46.345	41.747	45.451	164.6	10:42:35.647	16		2:18.838 P	46.702	42.000	50.136	155.3	10:38:39.015

10

Max Huber

Shelby Cobra **47**

Roberto Diaz-Rincon

Alfa Romeo 1750 GTAm

INV \*

Calvin Motors

H-1971

RP Motorsport

Lap	D	Time	Sector 1	Sector 2	Sector 3	T. Spd	Elapsed	Lap	D	Time	Sector 1	Sector 2	Sector 3	T. Spd	Elapsed
1		10:04:33.218	10:03:07.631	49.717	35.870	84.9	10:04:33.218	1		10:03:53.391	10:02:15.610	55.824	41.957	68.0	10:03:53.391
2		2:03.548	48.455	42.462	32.631	145.9	10:06:36.766	2		2:30.735	58.210	52.895	39.630	109.0	10:06:24.126
3		1:57.633	45.055	40.589	31.989	182.1	10:08:34.399	3		2:29.308	57.096	53.818	38.394	119.7	10:08:53.434
4		1:55.255	44.474	38.929	31.852	191.1	10:10:29.654	4		2:21.406	52.891	49.779	38.736	136.7	10:11:14.840
5		2:04.320 P	44.128	38.401	41.791	184.6	10:12:33.974	5		2:20.156	53.380	48.891	37.885	133.4	10:13:34.996
6		2:47.769	1:37.637	38.170	31.962	86.2	10:15:21.743	6		2:14.310	51.523	45.816	36.971	141.3	10:15:49.306
7		1:55.157	45.356	38.301	31.500	189.1	10:17:16.900	7		2:09.357	50.126	43.879	35.352	154.7	10:17:58.663
8		1:53.199	44.101	37.644	31.454	182.1	10:19:10.099	8		2:11.049	49.044	44.461	37.544	154.7	10:20:09.712
9		1:52.283	43.035	37.555	31.693	190.4	10:21:02.382	9		2:09.818	49.220	44.259	36.339	155.8	10:22:19.530
10		2:04.594 P	45.999	38.208	40.387	173.6	10:23:06.976	10		2:11.692	52.340	43.890	35.462	135.0	10:24:31.222
11		2:09.035	49.082	44.198	35.755	158.3	10:26:40.257	11		2:09.035	49.082	44.198	35.755	158.3	10:26:40.257
12		2:06.605	48.773	42.490	35.342	159.7	10:28:46.862	12		2:06.605	48.773	42.490	35.342	159.7	10:28:46.862
13		2:05.217	48.326	42.260	34.631	162.8	10:30:52.079	13		2:05.217	48.326	42.260	34.631	162.8	10:30:52.079
14		2:04.504	48.266	41.741	34.497	171.9	10:32:56.583	14		2:04.504	48.266	41.741	34.497	171.9	10:32:56.583
15		2:03.391	47.670	41.725	33.996	169.0	10:34:59.974	15		2:03.391	47.670	41.725	33.996	169.0	10:34:59.974
16		2:03.473	47.692	41.769	34.012	175.0	10:37:03.447	16		2:03.473	47.692	41.769	34.012	175.0	10:37:03.447
17		2:09.127	48.027	44.876	36.224	172.8	10:39:12.574	17		2:09.127	48.027	44.876	36.224	172.8	10:39:12.574
18		2:06.953	49.833	42.349	34.771	171.4	10:41:19.527	18		2:06.953	49.833	42.349	34.771	171.4	10:41:19.527
19		2:25.579 P	52.132	47.143	46.304	140.4	10:43:45.106	19		2:25.579 P	52.132	47.143	46.304	140.4	10:43:45.106

23

Vincent Tourneur

Porsche 911 SWB

Jorge Santos

Alfa Romeo GTAm

GDS

Garagem João Gomes

H-1971

RP Motorsport

Lap	D	Time	Sector 1	Sector 2	Sector 3	T. Spd	Elapsed	Lap	D	Time	Sector 1	Sector 2	Sector 3	T. Spd	Elapsed
1		10:03:11.149	10:01:32.877	54.996	43.276	66.0	10:03:11.149	1		10:02:48.968	10:01:28.949	44.877	35.142	66.9	10:02:48.968
2		2:21.868	53.504	49.501	38.863	152.1	10:05:33.017	2		2:07.492	48.516	44.256	34.720	147.5	10:04:56.460
3		2:14.972	50.631	45.945	38.396	165.8	10:07:47.989	3		48.323	53.390			169.2	
4		2:15.219	50.171	46.913	38.135	184.3	10:10:03.208								
5		2:28.976 P	51.093	45.586	52.297	178.5	10:12:32.184								
6		4:42.092	3:16.260	48.527	37.305	81.4	10:17:14.276								
7		2:11.009	49.590	43.998	37.421	167.7	10:19:25.285								
8		2:11.964	50.223	44.121	37.620	174.7	10:21:37.249								
9		2:10.476	49.445	43.797	37.234	182.7	10:23:47.725								
10		2:10.210	49.423	43.699	37.088	187.5	10:25:57.935								
11		2:10.716	50.417	43.293	37.006	178.8	10:28:08.651								
12		2:10.814	49.405	43.485	37.924	181.5	10:30:19.465								
13		2:11.806	50.899	44.637	36.270	181.2	10:32:31.271								
14		2:11.132	49.420	43.348	38.364	179.1	10:34:42.403								
15		2:13.139	50.601	44.615	37.923	180.3	10:36:55.542								
16		2:13.170	50.391	46.074	36.705	170.8	10:39:08.712								
17		2:12.857	50.548	45.156	37.153	180.6	10:41:21.569								
18		2:48.514 P	56.483	54.923	57.108	163.8	10:44:10.083								





# Circuito de Madrid Jarama - RACE

## Iberian Historic Endurance

### Test Colectivo

#### Tiempos Por Vuelta



# 55

Paul Daniels

Porsche 911 2.8 RSR

# 102

Thierry Lafont

AC Cobra 289

H-1976

Markus Palttala

JWA Racing

H-1965

GT Classic

Lap	D	Time	Sector 1	Sector 2	Sector 3	T. Spd	Elapsed	Lap	D	Time	Sector 1	Sector 2	Sector 3	T. Spd	Elapsed
1		10:05:02.067	10:03:28.303	54.335	39.429	83.9	10:05:02.067	1		10:05:02.387	10:03:29.512	55.477	37.398	83.4	10:05:02.387
2		2:14.509	49.892	47.983	36.634	163.3	10:07:16.576	2		2:14.739	50.423	47.969	36.347	150.0	10:07:17.126
3		2:10.625	48.237	46.070	36.318	167.4	10:09:27.201	3		2:10.688	48.564	45.953	36.171	153.4	10:09:27.814
4		2:08.807	48.050	45.152	35.605	173.3	10:11:36.008	4		2:08.770	49.251	44.134	35.385	160.7	10:11:36.584
5		2:11.564	48.897	46.904	35.763	171.4	10:13:47.572	5		2:09.017	49.750	44.482	34.785	152.9	10:13:45.601
6		2:18.682 P	47.188	44.030	47.464	170.8	10:16:06.254	6		2:04.013	47.180	42.890	33.943	175.0	10:15:49.614
7		5:24.349	4:04.376	43.708	36.265	93.7	10:21:30.603	7		2:04.043	47.140	42.684	34.219	161.9	10:17:53.657
8		2:05.864	47.583	43.508	34.773	174.7	10:23:36.467	8		2:03.754	47.481	42.319	33.954	170.6	10:19:57.411
9		2:04.824	46.725	42.837	35.262	171.7	10:25:41.291	9		2:18.023 P	49.234	44.968	43.821	156.7	10:22:15.434
10		2:05.654	47.394	43.348	34.912	165.1	10:27:46.945	10		3:43.183	2:27.290	41.705	34.188	95.3	10:25:58.617
11		2:07.033	47.609	44.631	34.793	169.5	10:29:53.978	11		2:04.820	47.966	42.182	34.672	161.4	10:28:03.437
12		2:19.537 P	48.795	43.823	46.919	180.0	10:32:13.515	12		2:03.513	48.305	41.540	33.668	156.7	10:30:06.950
13		4:46.926	3:28.318	43.099	35.509	93.1	10:37:00.441	13		2:01.317	46.657	40.754	33.906	167.9	10:32:08.267
14		2:05.999	47.285	43.620	35.094	160.4	10:39:06.440	14		2:10.712 P	46.478	42.557	41.677	197.4	10:34:18.979
15		2:04.725	47.140	42.496	35.089	185.5	10:41:11.165								
16		2:23.158 P	48.879	44.158	50.121	149.1	10:43:34.323								

# 82

Fabiano Vivacqua

Porsche 356 B

Juan Alonso Catalá

Porsche 911 3.0 RS

H-1965

Garagem João Gomes

H-1976

Jose Antonio Zorrilla

Eficar Team

Lap	D	Time	Sector 1	Sector 2	Sector 3	T. Spd	Elapsed	Lap	D	Time	Sector 1	Sector 2	Sector 3	T. Spd	Elapsed
1		10:03:27.569	10:01:49.684	53.265	44.620	68.3	10:03:27.569	1		10:03:17.287	10:01:27.546	1:03.499	46.242	65.8	10:03:17.287
2		2:31.179	57.249	51.879	42.051	145.5	10:05:58.748	2		2:42.987	1:03.890	52.289	46.808	109.5	10:06:00.274
3		2:29.646	55.850	51.971	41.825	156.5	10:08:28.394	3		2:23.182	56.664	47.402	39.116	120.5	10:08:23.456
4		2:32.075	57.296	52.451	42.328	159.0	10:11:00.469	4		2:25.373 P	51.435	45.061	48.877	154.7	10:10:48.829
5		2:25.205	54.736	49.438	41.031	157.2	10:13:25.674	5		4:41.936	3:25.863	41.628	34.445	85.5	10:15:30.765
6		2:33.741	56.472	52.669	44.600	155.3	10:15:59.415	6		1:59.592	46.777	39.633	33.182	169.8	10:17:30.357
7		2:28.506	56.264	51.219	41.023	151.4	10:18:27.921	7		2:00.327	45.480	40.618	34.229	191.4	10:19:30.684
8		2:39.279 P	56.704	50.489	52.086	154.2	10:21:07.200	8		1:59.694	45.522	40.084	34.088	185.2	10:21:30.378
9		5:57.213	4:24.354	50.929	41.930	35.3	10:27:04.413	9		1:59.010	45.630	40.338	33.042	194.9	10:23:29.388
10		2:25.612	54.825	49.711	41.076	156.5	10:29:30.025	10		2:00.657	45.203	40.733	34.721	197.0	10:25:30.045
11		2:29.911	57.573	50.301	42.037	142.2	10:31:59.936	11		1:59.535	46.937	39.818	32.780	185.5	10:27:29.580
12		2:29.382	57.041	51.363	40.978	150.6	10:34:29.318	12		2:32.162 P	55.083	44.874	52.205	144.5	10:30:01.742
13		2:38.859 P	54.656	50.110	54.093	160.0	10:37:08.177								

# 83

Bruno Duarte

Porsche 911 RS 3.0

Sydney Beynat

Alfa Romeo GT Am

H-1976

Filipe Silva Jesus

Garagem João Gomes / LCSS

H-1971

Alexandre Bouchon

GT Classic

Lap	D	Time	Sector 1	Sector 2	Sector 3	T. Spd	Elapsed	Lap	D	Time	Sector 1	Sector 2	Sector 3	T. Spd	Elapsed
1		10:05:49.799	10:04:30.922	44.380	34.497	84.9	10:05:49.799	1		10:14:49.371	10:13:14.695	53.319	41.357	72.5	10:14:49.371
2		1:58.483	46.233	39.376	32.874	179.4	10:07:48.282	2		2:32.787	56.124	55.187	41.476	148.1	10:17:22.158
3		1:55.564	44.450	38.716	32.398	196.7	10:09:43.846	3		2:28.538	56.328	51.881	40.329	146.9	10:19:50.696
4		1:53.963	43.844	37.859	32.260	193.2	10:11:37.809	4		2:37.498 P	58.066	49.844	49.588	150.4	10:22:28.194
5		1:58.654	47.868	38.791	31.995	164.6	10:13:36.463								
6		1:54.597	44.151	38.255	32.191	192.8	10:15:31.060								
7		1:53.362	43.721	37.937	31.704	193.2	10:17:24.422								
8		2:14.267 P	48.972	41.428	43.867	171.7	10:19:38.689								
9		5:56.817	4:37.515	44.286	35.016	80.4	10:25:35.506								
10		2:01.440	46.170	41.416	33.854	177.6	10:27:36.946								
11		1:59.999	46.139	40.192	33.668	172.2	10:29:36.945								
12		1:59.788	46.574	39.769	33.445	175.6	10:31:36.733								
13		1:57.847	45.463	39.663	32.721	176.4	10:33:34.580								
14		1:56.674	44.767	39.047	32.860	180.3	10:35:31.254								
15		1:58.226	45.391	39.602	33.233	178.2	10:37:29.480								
16		2:22.222 P	47.704	47.104	47.414	164.1	10:39:51.702								

# 146

Xavier Rascagneres

Lotus 23B

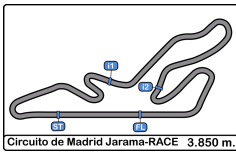
GTP &amp; SC

Jérôme Peyrat

Racing Car Mews

Lap	D	Time	Sector 1	Sector 2	Sector 3	T. Spd	Elapsed	Lap	D	Time	Sector 1	Sector 2	Sector 3	T. Spd	Elapsed
1		10:04:04.635	10:02:46.067	44.012	34.556	102.5	10:04:04.635	1		10:04:04.635	10:02:46.067	44.012	34.556	102.5	10:04:04.635
2		2:15.601 P	46.723	41.621	47.257	171.7	10:06:20.236	2		2:15.601 P	46.723	41.621	47.257	171.7	10:06:20.236
3		8:28.848	7:14.244	40.919	33.685	106.8	10:14:49.084	3		8:28.848	7:14.244	40.919	33.685	106.8	10:14:49.084
4		2:00.470	45.612	41.064	33.794	186.5	10:16:49.554	4		2:00.470	45.612	41.064	33.794	186.5	10:16:49.554
5		2:11.788 P	45.479	40.124	46.185	196.0	10:19:01.342	5		2:11.788 P	45.479	40.124	46.185	196.0	10:19:01.342
6		4:21.597	2:53.824	49.532	38.241	81.3	10:23:22.939	6		4:21.597	2:53.824	49.532	38.241	81.3	10:23:22.939
7		2:16.608	50.709	46.685	39.214	158.1	10:25:39.547	7		2:16.608	50.709	46.685	39.214	158.1	10:25:39.547
8		2:23.666	57.955	48.776	36.935	154.9	10:28:03.213	8		2:23.666	57.955	48.776	36.935	154.9	10:28:03.213
9		2:16.871	52.054	46.071	38.746	146.9	10:30:20.084	9		2:16.871	52.054	46.071	38.746	146.9	10:30:20.084
10		2:17.372	53.518	47.654	36.200	176.4	10:32:37.456	10		2:17.372	53.518	47.654	36.200	176.4	10:32:37.456
11		2:17.300	51.498	48.325	37.477	172.8	10:34:54.756	11		2:17.300	51.498	48.325	37.477	172.8	10:34:54.756
12		2:40.774 P	51.323	48.182	1:01.269	177.9	10:37:35.530	12		2:40.774 P	51.323	48.182	1:01.269	177.9	10:37:35.530





# Circuito de Madrid Jarama - RACE

## Iberian Historic Endurance

### Test Colectivo

#### Tiempos Por Vuelta



**157** Alfonso García Casares Porsche 911 S/T

H-1971

Ildefonso García Lopez

Eficar Team

Lap	D	Time	Sector 1	Sector 2	Sector 3	T. Spd	Elapsed
1		10:02:22.742	10:01:01.160	45.198	36.384	69.7	10:02:22.742
2		2:09.261	49.652	44.107	35.502	148.1	10:04:32.003
3		2:07.638	48.068	43.760	35.810	165.6	10:06:39.641
4		2:07.008	48.497	42.372	36.139	156.9	10:08:46.649
5		2:07.197	47.949	43.257	35.991	171.7	10:10:53.846

**165** Fabrice Bernollin Shelby Daytona Cobra 4700

H-1965

Lap	D	Time	Sector 1	Sector 2	Sector 3	T. Spd	Elapsed
1		10:05:17.814	10:03:41.768	54.545	41.501	90.3	10:05:17.814
2		2:26.209	54.474	51.671	40.064	131.8	10:07:44.023
3		2:24.096	52.343	51.923	39.830	153.1	10:10:08.119
4		2:23.176	52.913	49.987	40.276	157.6	10:12:31.295
5		2:23.764	54.001	50.562	39.201	137.0	10:14:55.059
6		2:20.372	52.638	50.723	37.011	154.0	10:17:15.431
7		2:33.088 P	51.629	48.016	53.443	145.1	10:19:48.519
8		5:12.108	3:43.487	49.560	39.061	99.9	10:25:00.627
9		2:18.145	51.642	49.244	37.259	157.8	10:27:18.772
10		2:14.535	50.408	47.484	36.643	162.6	10:29:33.307
11		2:15.459	51.607	46.762	37.090	148.5	10:31:48.766
12		2:15.603	50.732	47.544	37.327	162.4	10:34:04.369
13		2:15.728	50.627	48.115	36.986	151.0	10:36:20.097
14		2:12.857	50.185	46.117	36.555	160.0	10:38:32.954
15		2:30.041 P	50.464	48.093	51.484	157.8	10:41:02.995

**174** António Castro Ortega Porsche 2.5 ST

H-1971

Angel Lanchares Alonso

Aurora Motorsport

Lap	D	Time	Sector 1	Sector 2	Sector 3	T. Spd	Elapsed
1		10:08:06.626	10:06:41.612	47.300	37.714	67.2	10:08:06.626
2		2:24.635 P	52.161	46.706	45.768	149.7	10:10:31.261
3		4:11.642	2:52.117	44.547	34.978	83.3	10:14:42.903
4		2:07.902	49.445	42.511	35.946	170.3	10:16:50.805
5		2:04.599	47.940	42.604	34.055	180.6	10:18:55.404
6		2:01.366	46.692	40.887	33.787	180.9	10:20:56.770
7		2:22.074 P	50.201	46.429	45.444	156.9	10:23:18.844
8		5:36.209	4:16.159	44.911	35.139	76.2	10:28:55.053
9		2:04.657	47.757	42.744	34.156	165.6	10:30:59.710
10		2:05.596	46.498	44.278	34.820	182.7	10:33:05.306
11		2:05.659	47.306	43.050	35.303	180.3	10:35:10.965
12		2:06.341	48.059	42.050	36.232	165.6	10:37:17.306
13		2:04.450	48.398	41.746	34.306	159.2	10:39:21.756
14		2:12.091	49.452	45.238	37.401	147.7	10:41:33.847
15		2:50.289 P	59.837	52.513	57.939	118.6	10:44:24.136

**176** Eduardo Davila Vega Porsche 911 3.0 RS

H-1976

VDC Competición

Lap	D	Time	Sector 1	Sector 2	Sector 3	T. Spd	Elapsed
1		10:08:06.501	10:06:42.153	47.819	36.529	77.2	10:08:06.501
2		2:00.932	46.142	40.747	34.043	156.9	10:10:07.433
3		1:56.967	45.465	39.276	32.226	169.8	10:12:04.400
4		1:56.605	45.269	38.972	32.364	164.8	10:14:01.005
5		2:10.219 P	44.753	39.168	46.298	165.1	10:16:11.224
6		3:01.342	1:50.479	38.405	32.458	97.6	10:19:12.566
7		1:53.020	44.074	37.579	31.367	171.1	10:21:05.586
8		1:55.844	44.781	39.007	32.056	183.9	10:23:01.430
9		1:53.779	43.785	38.275	31.719	175.3	10:24:55.209
10		1:53.897	43.840	38.637	31.420	173.6	10:26:49.106
11		2:09.719 P	44.369	40.781	44.569	185.5	10:28:58.825
12		4:31.892	3:05.084	50.764	36.044	77.4	10:33:30.717
13		1:53.963	43.659	38.285	32.019	179.7	10:35:24.680
14		1:53.753	43.969	38.221	31.563	181.8	10:37:18.433
15		1:55.029	43.832	38.059	33.138	181.8	10:39:13.462
16		1:55.142	43.796	39.014	32.332	183.0	10:41:08.604
17		2:22.684 P	48.359	45.469	48.856	148.3	10:43:31.288

**221** Alberto Velez-Grilo BMW 1800 TiSA

GDS

Tomaz Velez-Grilo

Garagem João Gomes

Lap	D	Time	Sector 1	Sector 2	Sector 3	T. Spd	Elapsed
1		10:07:33.654	10:05:58.609	52.556	42.489	69.8	10:07:33.654
2		2:24.581	54.496	47.794	42.291	158.5	10:09:58.235
3		2:21.142	55.362	47.274	38.506	156.9	10:12:19.377
4		2:20.415	52.172	45.633	42.610	166.6	10:14:39.792
5		2:29.046 P	55.079	48.207	45.760	166.6	10:17:08.838
6		8:18.585	6:52.157	47.282	39.146	82.0	10:25:27.423
7		2:16.526	52.808	45.636	38.082	168.7	10:27:43.949
8		2:13.526	50.293	46.833	36.400	170.3	10:29:57.475
9		2:13.267	50.136	44.292	38.839	168.7	10:32:10.742
10		2:24.779	52.678	54.139	37.962	173.3	10:34:35.521
11		2:13.538	50.613	44.840	38.085	169.8	10:36:49.059
12		2:13.442	51.171	44.398	37.873	163.6	10:39:02.501
13		2:16.451	53.059	45.106	38.286	157.8	10:41:18.952
14		2:24.275 P	51.753	44.863	47.659	138.1	10:43:43.227

**269** Grégoire Audi Shelby Cobra Daytona

H-1965

Olivier Muytjens

HY Racing

Lap	D	Time	Sector 1	Sector 2	Sector 3	T. Spd	Elapsed
1		10:06:18.800	10:05:02.465	42.367	33.968	100.3	10:06:18.800
2		1:58.062	45.963	39.291	32.808	165.1	10:08:16.862
3		2:09.761 P	45.644	41.118	42.999	187.1	10:10:26.623
4		4:52.178	3:33.348	43.917	34.913	67.2	10:15:18.801
5		2:02.762	48.473	41.139	33.150	166.9	10:17:21.563
6		2:00.717	46.094	41.041	33.582	186.5	10:19:22.280
7		1:59.821	46.962	39.777	33.082	180.0	10:21:22.101
8		1:59.990	45.456	39.057	35.477	196.7	10:23:22.091
9		2:19.781 P	47.939	44.005	47.837	160.9	10:25:41.872
10		4:39.405	3:27.685	39.334	32.386	76.8	10:30:21.277
11		2:00.071	49.116	38.759	32.196	170.6	10:32:21.348
12		1:56.356	44.329	38.817	33.210	200.3	10:34:17.704
13		1:57.202	44.518	39.834	32.850	208.8	10:36:14.906
14		1:55.966	44.804	38.817	32.345	187.8	10:38:10.872
15		1:55.110	44.401	37.866	32.843	189.4	10:40:05.982
16		2:18.365 P	49.594	43.307	45.464	153.6	10:42:24.347







# Circuito de Madrid Jarama - RACE

## Iberian Historic Endurance

### Test Colectivo

#### Tiempos Por Vuelta



290

Miguel Lobo

Shelby Cobra Daytona Coupé

545

François Guerin

BMW 1600 ti

INV \* Antunes Motorsport H-1971 RP Motorsport

Lap	D	Time	Sector 1	Sector 2	Sector 3	T. Spd	Elapsed	Lap	D	Time	Sector 1	Sector 2	Sector 3	T. Spd	Elapsed
1		10:05:44.700	10:04:26.316	44.084	34.300	66.8	10:05:44.700	1		10:05:59.775	10:04:27.842	51.953	39.980	63.6	10:05:59.775
2		1:59.890	45.891	39.920	34.079	173.9	10:07:44.590	2		2:18.912	51.977	48.433	38.502	166.1	10:08:18.687
3		1:56.928	44.978	39.694	32.256	174.4	10:09:41.518	3		2:14.901	50.655	46.373	37.873	169.0	10:10:33.588
4		1:55.103	43.679	37.931	33.493	198.1	10:11:36.621	4		2:25.768 P	50.068	46.063	49.637	170.3	10:12:59.356
5		1:58.996	48.450	38.532	32.014	165.3	10:13:35.617	5		3:58.970	2:35.165	46.311	37.494	78.9	10:16:58.326
6		1:55.264	44.325	38.477	32.462	187.8	10:15:30.881	6		2:13.667	50.052	46.540	37.075	170.8	10:19:11.993
7		1:55.098	44.933	38.172	31.993	171.7	10:17:25.979	7		2:13.771	50.672	45.501	37.598	167.4	10:21:25.764
8		2:14.630 P	48.277	41.626	44.727	176.4	10:19:40.609	8		2:27.569 P	49.910	46.802	50.857	170.0	10:23:53.333
9		7:32.168	6:20.251	39.848	32.069	90.3	10:27:12.777	9		4:32.613	3:10.384	45.304	36.925	73.8	10:28:25.946
10		1:53.647	43.645	38.057	31.945	203.7	10:29:06.424	10		2:22.601 P	50.024	44.275	48.302	169.0	10:30:48.547
11		1:53.151	43.649	37.750	31.752	189.4	10:30:59.575								
12		2:06.062 P	43.250	40.980	41.832	199.6	10:33:05.637								
13		4:11.617	2:58.994	38.370	34.253	103.5	10:37:17.254								
14		2:03.915 P	43.694	38.508	41.713	194.9	10:39:21.169								

366

Guillaume Huber

Ford Mustang

H-1965 Calvin Motors

Lap	D	Time	Sector 1	Sector 2	Sector 3	T. Spd	Elapsed
1		10:06:18.033	10:04:56.039	44.613	37.381	86.5	10:06:18.033
2		2:16.568	52.803	44.316	39.449	181.5	10:08:34.601
3		2:09.639	50.122	44.642	34.875	179.7	10:10:44.240
4		2:20.689 P	48.871	44.220	47.598	203.7	10:13:04.929
5		3:02.186	1:45.272	42.761	34.153	104.7	10:16:07.115
6		2:08.997	50.047	42.525	36.425	183.3	10:18:16.112
7		2:03.489	48.165	41.594	33.730	180.9	10:20:19.601
8		2:01.613	47.870	40.339	33.404	185.2	10:22:21.214
9		2:04.163	49.590	40.653	33.920	144.9	10:24:25.377
10		2:03.667	47.435	42.406	33.826	175.0	10:26:29.044
11		2:09.662	49.344	43.146	37.172	174.4	10:28:38.706
12		2:11.638 P	47.539	40.887	43.212	170.0	10:30:50.344
13		3:57.617	2:40.627	43.511	33.479	79.2	10:34:47.961
14		2:00.737	46.984	41.124	32.629	167.9	10:36:48.698
15		1:57.870	45.684	39.753	32.433	171.9	10:38:46.568
16		2:08.637 P	47.722	40.026	40.889	148.7	10:40:55.205

367

Ralf Huber

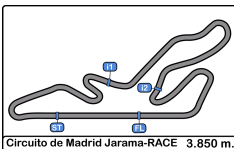
Bizzarrini 5300 GT

H-1965 Calvin Motors

Lap	D	Time	Sector 1	Sector 2	Sector 3	T. Spd	Elapsed
1		10:06:26.028	10:05:00.429	48.306	37.293	82.1	10:06:26.028
2		2:14.692	50.525	48.901	35.266	143.2	10:08:40.720
3		2:11.701	50.121	46.102	35.478	147.1	10:10:52.421
4		2:12.850	49.785	46.993	36.072	146.1	10:13:05.271
5		2:29.052 P	51.256	47.680	50.116	145.3	10:15:34.323
6		4:22.070	3:02.441	44.558	35.071	81.7	10:19:56.393
7		2:09.512	49.640	44.339	35.533	158.5	10:22:05.905
8		2:09.178	48.297	45.361	35.520	175.8	10:24:15.083
9		2:09.847	49.551	44.552	35.744	167.7	10:26:24.930
10		2:18.791 P	48.103	44.537	46.151	158.3	10:28:43.721
11		5:27.457	4:07.457	45.532	34.468	81.0	10:34:11.178
12		2:06.122	47.635	43.130	35.357	171.7	10:36:17.300
13		2:19.570 P	47.582	43.227	48.761	177.3	10:38:36.870







# Circuito de Madrid Jarama - RACE

## Iberian Historic Endurance

### Test Colectivo

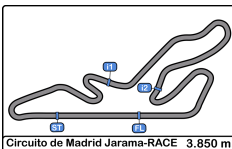
#### Mejores Sectores



Circuito de Madrid Jarama-RACE 3.850 m.

Sector - 1			Sector - 2			Sector - 3			Ideal Lap vs Best Lap		
Clas	Nº Driver	Time	Nº Driver	Time	Nº Driver	Time	Clas	Nº Driver	Ideal Lap	Best Lap	Clas
1	10 Max Huber	43.035	10 Max Huber	37.555	176 Eduardo Davila Vega	31.367	1	10 Max Huber	1:52.044	1:52.283	1
2	290 Miguel Lobo	43.250	176 Eduardo Davila Vega	37.579	10 Max Huber	31.454	2	176 Eduardo Davila Vega	1:52.605	1:53.020	2
3	176 Eduardo Davila Vega	43.659	290 Miguel Lobo	37.750	83 Duarte - Silva Jesus	31.704	3	290 Miguel Lobo	1:52.752	1:53.151	3
4	83 Duarte - Silva Jesus	43.721	83 Duarte - Silva Jesus	37.859	290 Miguel Lobo	31.752	4	83 Duarte - Silva Jesus	1:53.284	1:53.362	4
5	269 Audi - Muytjens	44.329	269 Audi - Muytjens	37.866	269 Audi - Muytjens	32.196	5	269 Audi - Muytjens	1:54.391	1:55.110	5
6	132 Alonso Catalá - Antonio Zorrilla	45.203	132 Alonso Catalá - Antonio Zorrilla	39.633	366 Guillaume Huber	32.433	6	132 Alonso Catalá - Antonio Zorrilla	1:57.616	1:59.010	7
7	7 Rueda Ortiz - Rueda Muñoz	45.423	366 Guillaume Huber	39.753	132 Alonso Catalá - Antonio Zorrilla	32.780	7	366 Guillaume Huber	1:57.870	1:57.870	6
8	146 Rascagneres - Peyrat - Mantz	45.479	146 Rascagneres - Peyrat - Mantz	40.124	7 Rueda Ortiz - Rueda Muñoz	32.874	8	7 Rueda Ortiz - Rueda Muñoz	1:59.222	1:59.399	8
9	366 Guillaume Huber	45.684	28 P-A Forsvall	40.161	102 Thierry Lafont	33.668	9	146 Rascagneres - Peyrat - Mantz	1:59.288	2:00.470	10
10	28 P-A Forsvall	45.776	102 Thierry Lafont	40.754	146 Rascagneres - Peyrat - Mantz	33.685	10	28 P-A Forsvall	1:59.728	2:00.273	9
11	102 Thierry Lafont	46.478	174 Castro Ortega - Lanchares Alonso	40.887	174 Castro Ortega - Lanchares Alonso	33.787	11	102 Thierry Lafont	2:00.900	2:01.317	11
12	174 Castro Ortega - Lanchares Alonso	46.498	7 Rueda Ortiz - Rueda Muñoz	40.925	28 P-A Forsvall	33.791	12	174 Castro Ortega - Lanchares Alonso	2:01.172	2:01.366	12
13	55 Daniels - Palttala	46.725	47 Roberto Diaz-Rincon	41.725	47 Roberto Diaz-Rincon	33.996	13	47 Roberto Diaz-Rincon	2:03.391	2:03.391	13
14	367 Ralf Huber	47.582	157 García Casares - García Lope	42.372	367 Ralf Huber	34.468	14	55 Daniels - Palttala	2:03.994	2:04.725	14
15	47 Roberto Diaz-Rincon	47.670	55 Daniels - Palttala	42.496	51 Santos - Petiz	34.720	15	367 Ralf Huber	2:05.180	2:06.122	15
16	157 García Casares - García Lope	47.949	367 Ralf Huber	43.130	55 Daniels - Palttala	34.773	16	157 García Casares - García Lope	2:05.823	2:07.008	16
17	51 Santos - Petiz	48.323	23 Vincent Tourneur	43.293	157 García Casares - García Lope	35.502	17	51 Santos - Petiz	2:07.299	2:07.492	17
18	23 Vincent Tourneur	49.405	51 Santos - Petiz	44.256	23 Vincent Tourneur	36.270	18	23 Vincent Tourneur	2:08.968	2:10.210	18
19	545 François Guerin	49.910	545 François Guerin	44.275	221 Velez-Grilo - Velez-Grilo	36.400	19	221 Velez-Grilo - Velez-Grilo	2:10.828	2:13.267	20
20	221 Velez-Grilo - Velez-Grilo	50.136	221 Velez-Grilo - Velez-Grilo	44.292	165 Fabrice Bernollin	36.555	20	545 François Guerin	2:11.110	2:13.667	21
21	165 Fabrice Bernollin	50.185	165 Fabrice Bernollin	46.117	545 François Guerin	36.925	21	165 Fabrice Bernollin	2:12.857	2:12.857	19
22	82 Fabiano Vivacqua	54.656	82 Fabiano Vivacqua	49.438	138 Beynat - Bouchon	40.329	22	82 Fabiano Vivacqua	2:25.072	2:25.205	22
23	138 Beynat - Bouchon	56.124	138 Beynat - Bouchon	49.844	82 Fabiano Vivacqua	40.978	23	138 Beynat - Bouchon	2:26.297	2:28.538	23





# Circuito de Madrid Jarama - RACE

## Iberian Historic Endurance

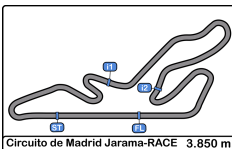
### Test Colectivo

#### 5 Mejores Tiempos



Cl	Nº Team	Driver - 1	Driver - 2	Vehicle	Cat	Cl	Best 1		Best 2		Best 3		Best 4		Best 5	
							Time	Lap	Time	Lap	Time	Lap	Time	Lap	Time	Lap
1	10 Max Huber	Max Huber		Shelby Cobra	INV *	1	1:52.283	9	1:53.199	8	1:55.157	7	1:55.255	4	1:57.633	3
2	176 AECD	Eduardo Davila Vega		Porsche 911 3.0 RS	H-1976	1	1:53.020	7	1:53.753	14	1:53.779	9	1:53.897	10	1:53.963	13
3	290 Miguel Lobo	Miguel Lobo		Shelby Cobra Daytona Coupé	INV *	2	1:53.151	11	1:53.647	10	1:55.098	7	1:55.103	4	1:55.264	6
4	83 Bruno Duarte	Bruno Duarte	Filipe Silva Jesus	Porsche 911 RS 3.0	H-1976	2	1:53.362	7	1:53.963	4	1:54.597	6	1:55.564	3	1:56.674	14
5	269 Olivier Muytjens	Grégoire Audi	Olivier Muytjens	Shelby Cobra Daytona	H-1965	1	1:55.110	15	1:55.966	14	1:56.356	12	1:57.202	13	1:58.062	2
6	366 Guillaume Huber	Guillaume Huber		Ford Mustang	H-1965	2	1:57.870	15	2:00.737	14	2:01.613	8	2:03.489	7	2:03.667	10
7	132 AECD	Juan Alonso Catalá	Jose Antonio Zorrilla	Porsche 911 3.0 RS	H-1976	3	1:59.010	9	1:59.535	11	1:59.592	6	1:59.694	8	2:00.327	7
8	7 Clasicos Madrid	José Rueda Ortiz	Pablo Rueda Muñoz	Elva MK7	GTP & SC	1	1:59.399	4	2:01.356	13	2:02.314	2	2:02.421	3	2:05.090	14
9	28 P-A Forsvall	P-A Forsvall		Lotus Elan	H-1965	3	2:00.273	15	2:00.629	13	2:00.865	14	2:01.412	11	2:02.293	10
10	146 Xavier Rascagneres	Xavier Rascagneres	Jérôme Peyrat	Lotus 23B	GTP & SC	2	2:00.470	4	2:11.788	5	2:15.601	2	2:16.608	7	2:16.871	9
11	102 Thierry Lafont	Thierry Lafont		AC Cobra 289	H-1965	4	2:01.317	13	2:03.513	12	2:03.754	8	2:04.013	6	2:04.043	7
12	174 António Castro Ortega	António Castro Ortega	Angel Lanchares Alonso	Porsche 2.5 ST	H-1971	1	2:01.366	6	2:04.450	13	2:04.599	5	2:04.657	9	2:05.596	10
13	47 Escuderia Madrid Historicos	Roberto Diaz-Rincon		Alfa Romeo 1750 GTAm	H-1971	2	2:03.391	15	2:03.473	16	2:04.504	14	2:05.217	13	2:06.605	12
14	55 Paul Daniels	Paul Daniels	Markus Palttala	Porsche 911 2.8 RSR	H-1976	4	2:04.725	15	2:04.824	9	2:05.654	10	2:05.864	8	2:05.999	14
15	367 Ralf Huber	Ralf Huber		Bizzarrini 5300 GT	H-1965	5	2:06.122	12	2:09.178	8	2:09.512	7	2:09.847	9	2:11.701	3
16	157 Escuderia Clasicos Alcalá	Alfonso García Casares	Ildefonso García Lopez	Porsche 911 S/T	H-1971	3	2:07.008	4	2:07.197	5	2:07.638	3	2:09.261	2		
17	51 Jorge Santos	Jorge Santos	Alcides Petiz	Alfa Romeo GTAm	H-1971	4	2:07.492	2								
18	23 Vincent Tourneur	Vincent Tourneur		Porsche 911 SWB	GDS	1	2:10.210	10	2:10.476	9	2:10.716	11	2:10.814	12	2:11.009	7
19	165 Fabrice Bernollin	Fabrice Bernollin		Shelby Daytona Cobra 4700	H-1965	6	2:12.857	14	2:14.535	10	2:15.459	11	2:15.603	12	2:15.728	13
20	221 Alberto Velez-Grilo	Alberto Velez-Grilo	Tomaz Velez-Grilo	BMW 1800 TiSA	GDS	2	2:13.267	9	2:13.442	12	2:13.526	8	2:13.538	11	2:16.451	13
21	545 François Guerin	François Guerin		BMW 1600 ti	H-1971	5	2:13.667	6	2:13.771	7	2:14.901	3	2:18.912	2	2:22.601	10
22	82 Fabiano Vivacqua	Fabiano Vivacqua		Porsche 356 B	H-1965	7	2:25.205	5	2:25.612	10	2:28.506	7	2:29.382	12	2:29.646	3
23	138 Sydney Beynat	Sydney Beynat	Alexandre Bouchon	Alfa Romeo GT Am	H-1971	6	2:28.538	3	2:32.787	2	2:37.498	4				





## Circuito de Madrid Jarama - RACE

### Iberian Historic Endurance

#### Test Colectivo

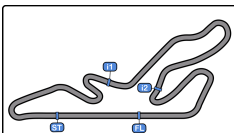
#### 5 Mejores Velocidades



Circuito de Madrid Jarama-RACE 3.850 m.

Cl	Nº Team	Driver - 1	Driver - 2	Vehicle	Cat	Cl	Top 1		Top 2		Top 3		Top 4		Top 5		Avg	
							Km/h	Lap	Km/h	Lap	Km/h	Lap	Km/h	Lap	Km/h	Lap		
1	269	Olivier Muytjens	Grégoire Audi	Olivier Muytjens	Shelby Cobra Daytona	H-1965	1	208.8	13	200.3	12	196.7	8	189.4	15	187.8	14	196.6
2	290	Miguel Lobo	Miguel Lobo		Shelby Cobra Daytona Coupé	INV *	1	203.7	10	199.6	12	198.1	4	194.9	14	189.4	11	197.1
3	366	Guillaume Huber	Guillaume Huber		Ford Mustang	H-1965	2	203.7	4	185.2	8	183.3	6	181.5	2	180.9	7	186.9
4	102	Thierry Lafont	Thierry Lafont		AC Cobra 289	H-1965	3	197.4	14	175.0	6	170.6	8	167.9	13	161.9	7	174.5
5	132	AECD	Juan Alonso Catalá	Jose Antonio Zorrilla	Porsche 911 3.0 RS	H-1976	1	197.0	10	194.9	9	191.4	7	185.5	11	185.2	8	190.8
6	83	Bruno Duarte	Bruno Duarte	Filipe Silva Jesus	Porsche 911 RS 3.0	H-1976	2	196.7	3	193.2	4	193.2	7	192.8	6	180.3	14	191.2
7	146	Xavier Rascagneres	Xavier Rascagneres	Jérôme Peyrat	Lotus 23B	GTP & SC	1	196.0	5	186.5	4	177.9	12	176.4	10	172.8	11	181.9
8	10	Max Huber	Max Huber		Shelby Cobra	INV *	2	191.1	4	190.4	9	189.1	7	184.6	5	182.1	3	187.5
9	7	Clasicos Madrid	José Rueda Ortiz	Pablo Rueda Muñoz	Elva MK7	GTP & SC	2	188.1	3	181.5	14	174.7	15	174.4	13	173.0	12	178.3
10	28	P-A Forsvall	P-A Forsvall		Lotus Elan	H-1965	4	188.1	10	186.2	13	185.8	15	183.3	12	180.0	14	184.7
11	23	Vincent Tourneur	Vincent Tourneur		Porsche 911 SWB	GDS	1	187.5	10	184.3	4	182.7	9	181.5	12	181.2	13	183.4
12	55	Paul Daniels	Paul Daniels	Markus Palttala	Porsche 911 2.8 RSR	H-1976	3	185.5	15	180.0	12	174.7	8	173.3	4	171.7	9	177.0
13	176	AECD	Eduardo Davila Vega		Porsche 911 3.0 RS	H-1976	4	185.5	11	183.9	8	183.0	16	181.8	14	181.8	15	183.2
14	174	António Castro Ortega	António Castro Ortega	Angel Lanchares Alonso	Porsche 2.5 ST	H-1971	1	182.7	10	180.9	6	180.6	5	180.3	11	170.3	4	178.9
15	367	Ralf Huber	Ralf Huber		Bizzarrini 5300 GT	H-1965	5	177.3	13	175.8	8	171.7	12	167.7	9	158.5	7	170.2
16	47	Escuderia Madrid Historicos	Roberto Diaz-Rincon		Alfa Romeo 1750 GTAm	H-1971	2	175.0	16	172.8	17	171.9	14	171.4	18	169.0	15	172.0
17	221	Alberto Velez-Grilo	Alberto Velez-Grilo	Tomaz Velez-Grilo	BMW 1800 TiSA	GDS	2	173.3	10	170.3	8	169.8	11	168.7	7	168.7	9	170.2
18	157	Escuderia Clasicos Alcalá	Alfonso García Casares	Ildelfonso García Lopez	Porsche 911 S/T	H-1971	3	171.7	5	165.6	3	156.9	4	155.6	6	148.1	2	159.6
19	545	François Guerin	François Guerin		BMW 1600 ti	H-1971	4	170.8	6	170.3	4	170.0	8	169.0	3	169.0	10	169.8
20	51	Jorge Santos	Jorge Santos	Alcides Petiz	Alfa Romeo GTAm	H-1971	5	169.2	3	147.5	2	66.9	1					127.9
21	165	Fabrice Bernollin	Fabrice Bernollin		Shelby Daytona Cobra 4700	H-1965	6	162.6	10	162.4	12	160.0	14	157.8	9	157.8	15	160.1
22	82	Fabiano Vivacqua	Fabiano Vivacqua		Porsche 356 B	H-1965	7	160.0	13	159.0	4	157.2	5	156.5	3	156.5	10	157.8
23	138	Sydney Beynat	Sydney Beynat	Alexandre Bouchon	Alfa Romeo GT Am	H-1971	6	150.4	4	148.1	2	146.9	3	72.5	1			129.5





## Circuito de Madrid Jarama - RACE

### Iberian Historic Endurance

#### Test Colectivo

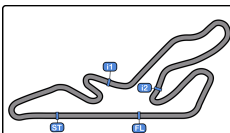
#### Secuencia Vueltas Rápidas

Circuito de Madrid Jarama-RACE 3.850 m.



Lap	Day Time	Session Time	Nº Team	Driver - 1	Driver - 2	Vehicle	Cat	Time	Km/h
2	10:04:32.003	4:32.003	157 Escuderia Clasicos Alcalá	Alfonso García Casares	Ildelfonso García Lopez	Porsche 911 S/T	H-1971	<b>2:09.261</b>	107.2
2	10:04:56.460	4:56.460	51 Jorge Santos	Jorge Santos	Alcides Petiz	Alfa Romeo GTAm	H-1971	<b>2:07.492</b>	108.7
2	10:05:26.621	5:26.621	7 Clasicos Madrid	José Rueda Ortiz	Pablo Rueda Muñoz	Elva MK7	GTP & S	<b>2:02.314</b>	113.3
2	10:07:44.590	7:44.590	290 Miguel Lobo	Miguel Lobo		Shelby Cobra Daytona Coupé	INV *	<b>1:59.890</b>	115.6
2	10:07:48.282	7:48.282	83 Bruno Duarte	Bruno Duarte	Filipe Silva Jesus	Porsche 911 RS 3.0	H-1976	<b>1:58.483</b>	116.9
2	10:08:16.862	8:16.862	269 Olivier Muytjens	Grégoire Audi	Olivier Muytjens	Shelby Cobra Daytona	H-1965	<b>1:58.062</b>	117.3
3	10:08:34.399	8:34.399	10 Max Huber	Max Huber		Shelby Cobra	INV *	<b>1:57.633</b>	117.8
3	10:09:41.518	9:41.518	290 Miguel Lobo	Miguel Lobo		Shelby Cobra Daytona Coupé	INV *	<b>1:56.928</b>	118.5
3	10:09:43.846	9:43.846	83 Bruno Duarte	Bruno Duarte	Filipe Silva Jesus	Porsche 911 RS 3.0	H-1976	<b>1:55.564</b>	119.9
4	10:10:29.654	10:29.654	10 Max Huber	Max Huber		Shelby Cobra	INV *	<b>1:55.255</b>	120.2
4	10:11:36.621	11:36.621	290 Miguel Lobo	Miguel Lobo		Shelby Cobra Daytona Coupé	INV *	<b>1:55.103</b>	120.4
4	10:11:37.809	11:37.809	83 Bruno Duarte	Bruno Duarte	Filipe Silva Jesus	Porsche 911 RS 3.0	H-1976	<b>1:53.963</b>	121.6
7	10:17:24.422	17:24.422	83 Bruno Duarte	Bruno Duarte	Filipe Silva Jesus	Porsche 911 RS 3.0	H-1976	<b>1:53.362</b>	122.2
8	10:19:10.099	19:10.099	10 Max Huber	Max Huber		Shelby Cobra	INV *	<b>1:53.199</b>	122.4
9	10:21:02.382	21:02.382	10 Max Huber	Max Huber		Shelby Cobra	INV *	<b>1:52.283</b>	123.4





## Circuito de Madrid Jarama - RACE

### Iberian Historic Endurance

#### Test Colectivo

#### Mejor Máxima Velocidad del Evento

Circuito de Madrid Jarama-RACE 3.850 m.



Nº	Team	Driver - 1	Driver - 2	Vehicle	Cat	Km/h	Session
269	Olivier Muytjens	Grégoire Audi	Olivier Muytjens	Shelby Cobra Daytona	H-1965	208.8	Test Colectivo
366	Guillaume Huber	Guillaume Huber		Ford Mustang	H-1965	203.7	Test Colectivo
290	Miguel Lobo	Miguel Lobo		Shelby Cobra Daytona Coupé	INV *	203.7	Test Colectivo
102	Thierry Lafont	Thierry Lafont		AC Cobra 289	H-1965	197.4	Test Colectivo
132	AECD	Juan Alonso Catalá	Jose Antonio Zorrilla	Porsche 911 3.0 RS	H-1976	197.0	Test Colectivo
83	Bruno Duarte	Bruno Duarte	Filipe Silva Jesus	Porsche 911 RS 3.0	H-1976	196.7	Test Colectivo
146	Xavier Rascagneres	Xavier Rascagneres	Jérôme Peyrat	Lotus 23B	GTP & SC	196.0	Test Colectivo
10	Max Huber	Max Huber		Shelby Cobra	INV *	191.1	Test Colectivo
7	Clasicos Madrid	José Rueda Ortiz	Pablo Rueda Muñoz	Elva MK7	GTP & SC	188.1	Test Colectivo
28	P-A Forsvall	P-A Forsvall		Lotus Elan	H-1965	188.1	Test Colectivo
23	Vincent Tourneur	Vincent Tourneur		Porsche 911 SWB	GDS	187.5	Test Colectivo
176	AECD	Eduardo Davila Vega		Porsche 911 3.0 RS	H-1976	185.5	Test Colectivo
55	Paul Daniels	Paul Daniels	Markus Palttala	Porsche 911 2.8 RSR	H-1976	185.5	Test Colectivo
174	António Castro Ortega	António Castro Ortega	Angel Lanchares Alonso	Porsche 2.5 ST	H-1971	182.7	Test Colectivo
367	Ralf Huber	Ralf Huber		Bizzarrini 5300 GT	H-1965	177.3	Test Colectivo
47	Escuderia Madrid Historicos	Roberto Diaz-Rincon		Alfa Romeo 1750 GTAm	H-1971	175.0	Test Colectivo
221	Alberto Velez-Grilo	Alberto Velez-Grilo	Tomaz Velez-Grilo	BMW 1800 TiSA	GDS	173.3	Test Colectivo
157	Escuderia Clasicos Alcalá	Alfonso García Casares	Ildefonso García Lopez	Porsche 911 S/T	H-1971	171.7	Test Colectivo
545	François Guerin	François Guerin		BMW 1600 ti	H-1971	170.8	Test Colectivo
51	Jorge Santos	Jorge Santos	Alcides Petiz	Alfa Romeo GTAm	H-1971	169.2	Test Colectivo
165	Fabrice Bernollin	Fabrice Bernollin		Shelby Daytona Cobra 4700	H-1965	162.6	Test Colectivo
82	Fabiano Vivacqua	Fabiano Vivacqua		Porsche 356 B	H-1965	160.0	Test Colectivo
138	Sydney Beynat	Sydney Beynat	Alexandre Bouchon	Alfa Romeo GT Am	H-1971	150.4	Test Colectivo





# Circuito de Madrid Jarama - RACE

## Iberian Historic Endurance

### Test Colectivo

#### Tiempos Parada en Pit



**7** José Rueda Ortiz Elva MK7

GTP & SC Pablo Rueda Muñoz Clasicos Madrid

Nº	In Day Time	In Time	Out Time	Pit Time	T. Pit Time	Handicap	Diff.
1	10:11:35.258	10:11:35.258	10:16:01.832	4:26.574	4:26.574		
2	10:23:10.290	10:23:10.290	10:25:31.205	2:20.915	6:47.489		

**10** Max Huber Shelby Cobra

INV \* Calvin Motors

Nº	In Day Time	In Time	Out Time	Pit Time	T. Pit Time	Handicap	Diff.
1	10:12:28.691	10:12:28.691	10:13:29.060	1:00.369	1:00.369		

**23** Vincent Tourneur Porsche 911 SWB

GDS Garagem João Gomes

Nº	In Day Time	In Time	Out Time	Pit Time	T. Pit Time	Handicap	Diff.
1	10:12:26.880	10:12:26.880	10:15:00.915	2:34.035	2:34.035		

**28** P-A Forsvall Lotus Elan

H-1965 Curated Garage

Nº	In Day Time	In Time	Out Time	Pit Time	T. Pit Time	Handicap	Diff.
1	10:10:14.349	10:10:14.349	10:11:47.323	1:32.974	1:32.974		

**55** Paul Daniels Porsche 911 2.8 RSR

H-1976 Markus Palttala JWA Racing

Nº	In Day Time	In Time	Out Time	Pit Time	T. Pit Time	Handicap	Diff.
1	10:16:01.725	10:16:01.725	10:19:24.163	3:22.438	3:22.438		
2	10:32:09.554	10:32:09.554	10:34:57.857	2:48.303	6:10.741		

**82** Fabiano Vivacqua Porsche 356 B

H-1965 Garagem João Gomes

Nº	In Day Time	In Time	Out Time	Pit Time	T. Pit Time	Handicap	Diff.
1	10:21:01.976	10:21:01.976	10:24:31.125	3:29.149	3:29.149		

**83** Bruno Duarte Porsche 911 RS 3.0

H-1976 Filipe Silva Jesus Garagem João Gomes / LCSS

Nº	In Day Time	In Time	Out Time	Pit Time	T. Pit Time	Handicap	Diff.
1	10:19:34.324	10:19:34.324	10:23:28.974	3:54.650	3:54.650		

**102** Thierry Lafont AC Cobra 289

H-1965 GT Classic

Nº	In Day Time	In Time	Out Time	Pit Time	T. Pit Time	Handicap	Diff.
1	10:22:10.664	10:22:10.664	10:23:59.176	1:48.512	1:48.512		

**132** Juan Alonso Catalá Porsche 911 3.0 RS

H-1976 Jose Antonio Zorrilla Eficar Team

Nº	In Day Time	In Time	Out Time	Pit Time	T. Pit Time	Handicap	Diff.
1	10:10:43.210	10:10:43.210	10:13:28.368	2:45.158	2:45.158		

**146** Xavier Rascagneres Lotus 23B

GTP & SC Jérôme Peyrat Racing Car Mews

Nº	In Day Time	In Time	Out Time	Pit Time	T. Pit Time	Handicap	Diff.
1	10:06:15.296	10:06:15.296	10:12:52.647	6:37.351	6:37.351		
2	10:18:55.584	10:18:55.584	10:21:00.939	2:05.355	8:42.706		

**165** Fabrice Bernollin Shelby Daytona Cobra 4700

H-1965

Nº	In Day Time	In Time	Out Time	Pit Time	T. Pit Time	Handicap	Diff.
1	10:19:42.967	10:19:42.967	10:22:43.704	3:00.737	3:00.737		

**174** António Castro Ortega Porsche 2.5 ST

H-1971 Angel Lanchares Alonso Aurora Motorsport

Nº	In Day Time	In Time	Out Time	Pit Time	T. Pit Time	Handicap	Diff.
1	10:10:27.202	10:10:27.202	10:12:34.726	2:07.524	2:07.524		
2	10:23:14.755	10:23:14.755	10:26:44.608	3:29.853	5:37.377		

**176** Eduardo Davila Vega Porsche 911 3.0 RS

H-1976 VDC Competición

Nº	In Day Time	In Time	Out Time	Pit Time	T. Pit Time	Handicap	Diff.
1	10:16:06.170	10:16:06.170	10:17:17.449	1:11.279	1:11.279		
2	10:28:53.532	10:28:53.532	10:31:15.297	2:21.765	3:33.044		

**221** Alberto Velez-Grilo BMW 1800 TiSA

GDS Tomaz Velez-Grilo Garagem João Gomes

Nº	In Day Time	In Time	Out Time	Pit Time	T. Pit Time	Handicap	Diff.
1	10:17:04.631	10:17:04.631	10:23:10.804	6:06.173	6:06.173		

**269** Grégoire Audi Shelby Cobra Daytona

H-1965 Olivier Muytjens HY Racing

Nº	In Day Time	In Time	Out Time	Pit Time	T. Pit Time	Handicap	Diff.
1	10:10:22.239	10:10:22.239	10:13:10.754	2:48.515	2:48.515		
2	10:25:37.582	10:25:37.582	10:28:23.961	2:46.379	5:34.894		

**290** Miguel Lobo Shelby Cobra Daytona Coupé

INV \* Antunes Motorsport

Nº	In Day Time	In Time	Out Time	Pit Time	T. Pit Time	Handicap	Diff.
1	10:19:35.799	10:19:35.799	10:25:17.921	5:42.122	5:42.122		
2	10:33:01.109	10:33:01.109	10:35:22.922	2:21.813	8:03.935		

**366** Guillaume Huber Ford Mustang

H-1965 Calvin Motors

Nº	In Day Time	In Time	Out Time	Pit Time	T. Pit Time	Handicap	Diff.
1	10:13:00.611	10:13:00.611	10:14:03.301	1:02.690	1:02.690		
2	10:30:45.866	10:30:45.866	10:32:44.485	1:58.619	3:01.309		

**367** Ralf Huber Bizzarrini 5300 GT

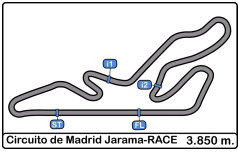
H-1965 Calvin Motors

Nº	In Day Time	In Time	Out Time	Pit Time	T. Pit Time	Handicap	Diff.
1	10:15:29.276	10:15:29.276	10:17:49.388	2:20.112	2:20.112		
2	10:28:39.068	10:28:39.068	10:32:02.324	3:23.256	5:43.368		

**545** François Guerin BMW 1600 ti

H-1971 RP Motorsport

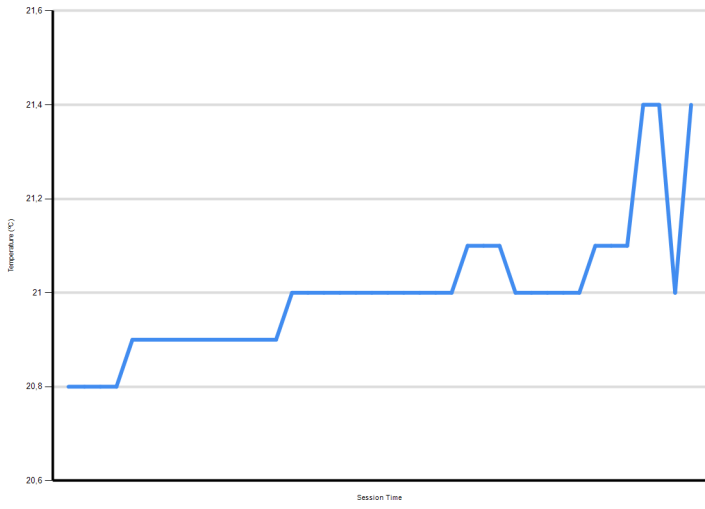
Nº	In Day Time	In Time	Out Time	Pit Time	T. Pit Time	Handicap	Diff.
1	10:12:53.564	10:12:53.564	10:14:44.316	1:50.752	1:50.752		
2	10:23:47.152	10:23:47.152	10:26:14.174	2:27.022	4:17.774		



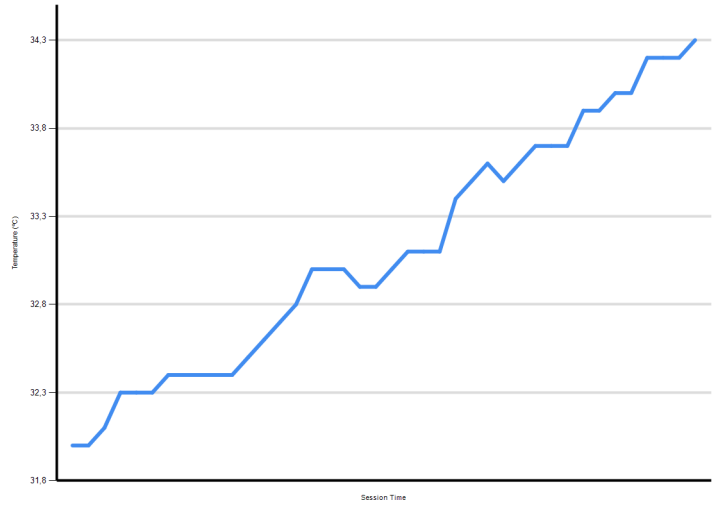
**Circuito de Madrid Jarama - RACE**  
**Iberian Historic Endurance**  
**Test Colectivo**  
**Informe Meteorológico**



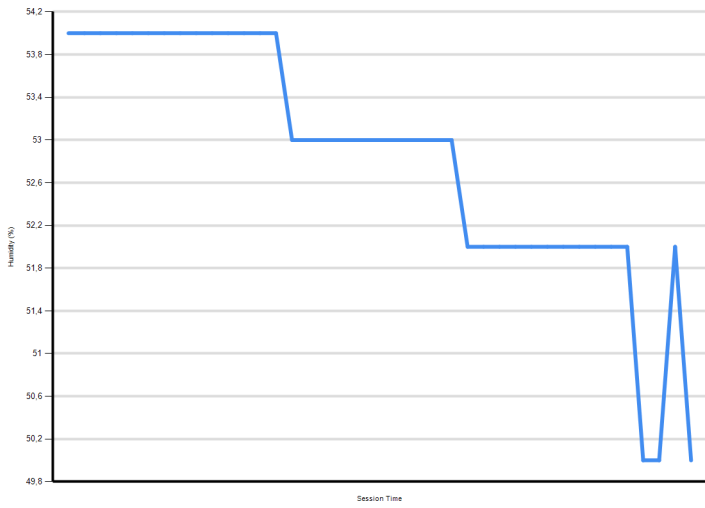
Air Temperature




Track Temperature




Humidity



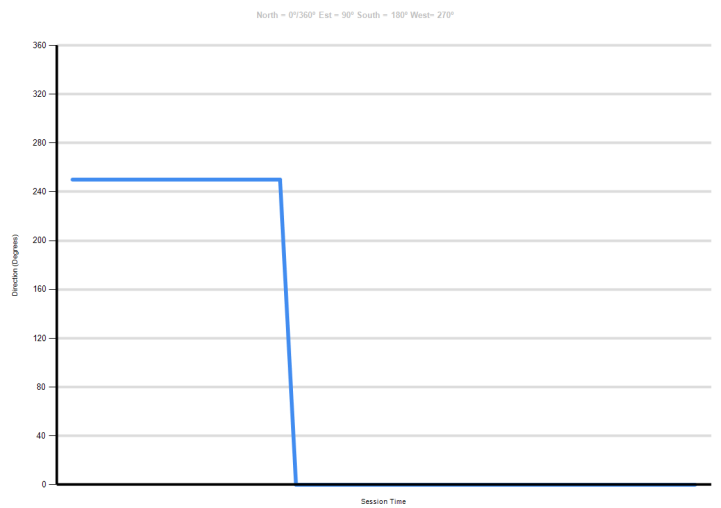
Pressure



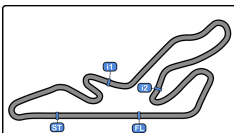
Wind Speed



Wind direction







# Circuito de Madrid Jarama - RACE

## Iberian Historic Endurance

### Qualifying

#### Resultados Provisionales



Cls	Nº	Team	Driver - 1	Driver - 2	Vehicle	Cat	Cls	Laps	Best	Time	Gap	Interval	Km/h
1	5	Paulo Lima	Paulo Lima		Ford GT40	GTP & SC	1	18	17	1:49.658			126.3
2	123	Bruno Santos	Bruno Santos		Porsche 911 3.0 RS	H-1976	1	13	7	1:51.023	1.365	1.365	124.8
3	176	AECD	Eduardo Davila Vega		Porsche 911 3.0 RS	H-1976	2	16	12	1:51.309	1.651	0.286	124.5
4	290	Miguel Lobo	Miguel Lobo		Shelby Cobra Daytona Coupé	INV *	1	12	11	1:51.476	1.818	0.167	124.3
5	10	Max Huber	Max Huber		Shelby Cobra	H-1965	1	18	17	1:52.133	2.475	0.657	123.6
6	269	Olivier Muytjens	Grégoire Audi	Olivier Muytjens	Shelby Cobra Daytona	H-1965	2	17	14	1:52.865	3.207	0.732	122.8
7	44	Cláudio Vieira	Cláudio Vieira		Porsche 911 3.0 RS	H-1976	3	13	12	1:52.923	3.265	0.058	122.7
8	273	Laurent Jaspers	Laurent Jaspers		Jaguar E-Type 63	H-1965	3	20	19	1:53.325	3.667	0.402	122.3
9	83	Bruno Duarte	Bruno Duarte	Filipe Silva Jesus	Porsche 911 RS 3.0	H-1976	4	19	8	1:55.182	5.524	1.857	120.3
10	75	Carlos Brizido	Carlos Brizido		Porsche 911 3.0 RS	H-1976	5	20	17	1:56.702	7.044	1.520	118.7
11	132	AECD	Juan Alonso Catalá	Jose Antonio Zorrilla	Porsche 911 3.0 RS	H-1976	6	19	2	1:57.374	7.716	0.672	118.0
12	7	Clasicos Madrid	José Rueda Ortiz	Pablo Rueda Muñoz	Elva MK7	GTP & SC	2	18	5	1:57.659	8.001	0.285	117.7
13	33	Domingos S. Coutinho	Domingos S. Coutinho	Alcides Petiz	BMW 2800 CS	H-1971	1	17	9	1:57.790	8.132	0.131	117.6
14	366	Guillaume Huber	Guillaume Huber		Ford Mustang	H-1965	4	11	10	1:58.635	8.977	0.845	116.8
15	337	Piero dal Maso	Piero dal Maso	José Carvalhosa	Porsche 911 2.5 ST	H-1971	2	17	12	1:58.745	9.087	0.110	116.7
16	174	António Castro Ortega	António Castro Ortega	Angel Lanchares Alonso	Porsche 2.5 ST	H-1971	3	9	6	2:01.795	12.137	3.050	113.7
17	102	Thierry Lafont	Thierry Lafont		AC Cobra 289	H-1965	5	13	10	2:02.997	13.339	1.202	112.6
18	367	Ralf Huber	Ralf Huber		Bizzarrini 5300 GT	H-1965	6	9	7	2:03.216	13.558	0.219	112.4
19	28	P-A Forsvall	P-A Forsvall		Lotus Elan	H-1965	7	19	18	2:03.246	13.588	0.030	112.4
20	34	Carlos M. Santos	Carlos M. Santos	Carlos A. Santos	Ford Escort RS 2000	H-1976	7	11	3	2:03.263	13.605	0.017	112.4
21	47	Escuderia Madrid Historicos	Roberto Diaz-Rincon	Jorge Santos	Alfa Romeo 1750 GTAm	H-1971	4	18	5	2:03.484	13.826	0.221	112.2
22	1	AECD	Francisco Freitas	Guillermo Velasco Baisse	Porsche 356 SC	H-1965	8	13	12	2:03.843	14.185	0.359	111.9
23	55	Paul Daniels	Paul Daniels	Markus Palttala	Porsche 911 2.8 RSR	H-1976	8	17	16	2:03.870	14.212	0.027	111.8
24	153	AECD	Manuel Gonzalez de la Torre		Porsche 914/6	H-1971	5	11	8	2:04.181	14.523	0.311	111.6
25	327	Nuno Nunes	Nuno Nunes	Piero dal Maso	Porsche 911 SWB	GDS	1	18	17	2:05.270	15.612	1.089	110.6
26	146	Xavier Rascagneres	Xavier Rascagneres	Jérôme Peyrat	Lotus 23B	GTP & SC	3	9	6	2:06.350	16.692	1.080	109.6
27	216	Jorge Guimarães	Jorge Guimarães		Volvo 121	H-1971	6	16	15	2:06.970	17.312	0.620	109.1
28	67	Jerome Quiot	Jerome Quiot		Lotus Cortina	GDS	2	16	9	2:08.113	18.455	1.143	108.1
29	16	Damien Kohler	Damien Kohler		Lotus Elan	H-1965	9	3	2	2:08.335	18.677	0.222	107.9
30	545	François Guerin	François Guerin		BMW 1600 ti	H-1971	7	9	3	2:09.180	19.522	0.845	107.2
31	138	Sydney Beynat	Sydney Beynat	Alexandre Bouchon	Alfa Romeo GT Am	H-1971	8	17	10	2:10.179	20.521	0.999	106.4
32	165	Fabrice Bernollin	Fabrice Bernollin		Shelby Daytona Cobra 4700	H-1965	10	10	3	2:11.652	21.994	1.473	105.2
33	221	Alberto Velez-Grilo	Alberto Velez-Grilo	Tomaz Velez-Grilo	BMW 1800 TiSA	GDS	3	17	16	2:11.904	22.246	0.252	105.0
34	23	Vincent Tourneur	Vincent Tourneur		Porsche 911 SWB	GDS	4	18	9	2:12.694	23.036	0.790	104.4

Published at:.....

Track Temp: 48.3 °C Air Temp: 26.1 °C Humidity: 24 % Track Status: SECA

Race Director:

Ramiro BRITO

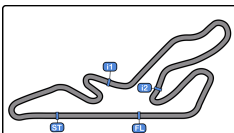
DCI PT24/0086

Timekeeper:

Maria.Jesús GAMAZO

JOB-0499-ESP/M





Circuito de Madrid Jarama-RACE 3.850 m.

# Circuito de Madrid Jarama - RACE

## Iberian Historic Endurance

### Qualifying

#### Resultados Provisionales



Cls	Nº	Team	Driver - 1	Driver - 2	Vehicle	Cat	Cls	Laps	Best	Time	Gap	Interval	Km/h
35	158	Martin Aubert	Martin Aubert	Adam Bruzas	Lotus Elite	GDS	5	14	11	2:14.766	25.108	2.072	102.8
36	82	Fabiano Vivacqua	Fabiano Vivacqua		Porsche 356 B	H-1965	11	10	9	2:25.292	35.634	10.526	95.3
37	107	Luis Delso Heras	Javier Garcia Revenga	Roberto López Garcia	Alfa Romeo Giulietta	GDS	6	13	2	2:33.997	44.339	8.705	90.0

Published at:.....

Track Temp: 48.3 °C Air Temp: 26.1 °C Humidity: 24 % Track Status: SECA

Race Director:

Ramiro BRITO

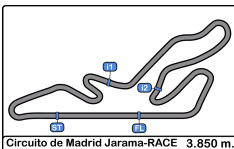
DCI PT24/0086

Timekeeper:

Maria.Jesús GAMAZO

JOB-0499-ESP/M





**Circuito de Madrid Jarama - RACE**  
**Iberian Historic Endurance**  
**Qualifying**  
**Resultados Provisionales por Categoría**



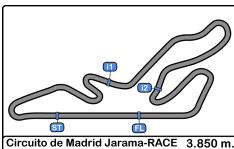
GTP & SC													
Cls	Nº	Team	Driver - 1	Driver - 2	Vehicle	Cat	Cls	Laps	Best	Time	Gap	Interval	Km/h
1	5	Paulo Lima	Paulo Lima		Ford GT40	GTP & SC	1	18	17	1:49.658			126.3
2	7	Clasicos Madrid	José Rueda Ortiz	Pablo Rueda Muñoz	Elva MK7	GTP & SC	2	18	5	1:57.659	8.001	8.001	117.7
3	146	Xavier Rascagneres	Xavier Rascagneres	Jérôme Peyrat	Lotus 23B	GTP & SC	3	9	6	2:06.350	16.692	8.691	109.6
H-1976													
Cls	Nº	Team	Driver - 1	Driver - 2	Vehicle	Cat	Cls	Laps	Best	Time	Gap	Interval	Km/h
1	123	Bruno Santos	Bruno Santos		Porsche 911 3.0 RS	H-1976	1	13	7	1:51.023			124.8
2	176	AECD	Eduardo Davila Vega		Porsche 911 3.0 RS	H-1976	2	16	12	1:51.309	0.286	0.286	124.5
3	44	Cláudio Vieira	Cláudio Vieira		Porsche 911 3.0 RS	H-1976	3	13	12	1:52.923	1.900	1.614	122.7
4	83	Bruno Duarte	Bruno Duarte	Filipe Silva Jesus	Porsche 911 RS 3.0	H-1976	4	19	8	1:55.182	4.159	2.259	120.3
5	75	Carlos Brizido	Carlos Brizido		Porsche 911 3.0 RS	H-1976	5	20	17	1:56.702	5.679	1.520	118.7
6	132	AECD	Juan Alonso Catalá	Jose Antonio Zorrilla	Porsche 911 3.0 RS	H-1976	6	19	2	1:57.374	6.351	0.672	118.0
7	34	Carlos M. Santos	Carlos M. Santos	Carlos A. Santos	Ford Escort RS 2000	H-1976	7	11	3	2:03.263	12.240	5.889	112.4
8	55	Paul Daniels	Paul Daniels	Markus Palttala	Porsche 911 2.8 RSR	H-1976	8	17	16	2:03.870	12.847	0.607	111.8
INV *													
Cls	Nº	Team	Driver - 1	Driver - 2	Vehicle	Cat	Cls	Laps	Best	Time	Gap	Interval	Km/h
1	290	Miguel Lobo	Miguel Lobo		Shelby Cobra Daytona Coupé	INV *	1	12	11	1:51.476			124.3
H-1965													
Cls	Nº	Team	Driver - 1	Driver - 2	Vehicle	Cat	Cls	Laps	Best	Time	Gap	Interval	Km/h
1	10	Max Huber	Max Huber		Shelby Cobra	H-1965	1	18	17	1:52.133			123.6
2	269	Olivier Muytjens	Grégoire Audi	Olivier Muytjens	Shelby Cobra Daytona	H-1965	2	17	14	1:52.865	0.732	0.732	122.8
3	273	Laurent Jaspers	Laurent Jaspers		Jaguar E-Type 63	H-1965	3	20	19	1:53.325	1.192	0.460	122.3
4	366	Guillaume Huber	Guillaume Huber		Ford Mustang	H-1965	4	11	10	1:58.635	6.502	5.310	116.8
5	102	Thierry Lafont	Thierry Lafont		AC Cobra 289	H-1965	5	13	10	2:02.997	10.864	4.362	112.6
6	367	Ralf Huber	Ralf Huber		Bizzarrini 5300 GT	H-1965	6	9	7	2:03.216	11.083	0.219	112.4
7	28	P-A Forsvall	P-A Forsvall		Lotus Elan	H-1965	7	19	18	2:03.246	11.113	0.030	112.4
8	1	AECD	Francisco Freitas	Guillermo Velasco Baisse	Porsche 356 SC	H-1965	8	13	12	2:03.843	11.710	0.597	111.9
9	16	Damien Kohler	Damien Kohler		Lotus Elan	H-1965	9	3	2	2:08.335	16.202	4.492	107.9
10	165	Fabrice Bernollin	Fabrice Bernollin		Shelby Daytona Cobra 4700	H-1965	10	10	3	2:11.652	19.519	3.317	105.2
11	82	Fabiano Vivacqua	Fabiano Vivacqua		Porsche 356 B	H-1965	11	10	9	2:25.292	33.159	13.640	95.3

Published at:.....

Track Temp: 48.3 °C Air Temp: 26.1 °C Humidity: 24 % Track Status: SECA

<b>Race Director:</b>	Ramiro BRITO DCI PT24/0086	<b>Timekeeper:</b>	Maria.Jesús GAMAZO JOB-0499-ESP/M
-----------------------	-------------------------------	--------------------	--------------------------------------





**Circuito de Madrid Jarama - RACE**  
**Iberian Historic Endurance**  
**Qualifying**  
**Resultados Provisionales por Categoría**



H-1971													
Cls	Nº	Team	Driver - 1	Driver - 2	Vehicle	Cat	Cls	Laps	Best	Time	Gap	Interval	Km/h
1	33	Domingos S. Coutinho	Domingos S. Coutinho	Alcides Petiz	BMW 2800 CS	H-1971	1	17	9	1:57.790			117.6
2	337	Piero dal Maso	Piero dal Maso	José Carvalhosa	Porsche 911 2.5 ST	H-1971	2	17	12	1:58.745	0.955	0.955	116.7
3	174	António Castro Ortega	António Castro Ortega	Angel Lancharés Alonso	Porsche 2.5 ST	H-1971	3	9	6	2:01.795	4.005	3.050	113.7
4	47	Escuderia Madrid Historicos	Roberto Díaz-Rincon	Jorge Santos	Alfa Romeo 1750 GTAm	H-1971	4	18	5	2:03.484	5.694	1.689	112.2
5	153	AECD	Manuel Gonzalez de la Torre		Porsche 914/6	H-1971	5	11	8	2:04.181	6.391	0.697	111.6
6	216	Jorge Guimarães	Jorge Guimarães		Volvo 121	H-1971	6	16	15	2:06.970	9.180	2.789	109.1
7	545	François Guerin	François Guerin		BMW 1600 ti	H-1971	7	9	3	2:09.180	11.390	2.210	107.2
8	138	Sydney Beynat	Sydney Beynat	Alexandre Bouchon	Alfa Romeo GT Am	H-1971	8	17	10	2:10.179	12.389	0.999	106.4

GDS													
Cls	Nº	Team	Driver - 1	Driver - 2	Vehicle	Cat	Cls	Laps	Best	Time	Gap	Interval	Km/h
1	327	Nuno Nunes	Nuno Nunes	Piero dal Maso	Porsche 911 SWB	GDS	1	18	17	2:05.270			110.6
2	67	Jerome Quiot	Jerome Quiot		Lotus Cortina	GDS	2	16	9	2:08.113	2.843	2.843	108.1
3	221	Alberto Velez-Grilo	Alberto Velez-Grilo	Tomaz Velez-Grilo	BMW 1800 TiSA	GDS	3	17	16	2:11.904	6.634	3.791	105.0
4	23	Vincent Tourneur	Vincent Tourneur		Porsche 911 SWB	GDS	4	18	9	2:12.694	7.424	0.790	104.4
5	158	Martin Aubert	Martin Aubert	Adam Bruzas	Lotus Elite	GDS	5	14	11	2:14.766	9.496	2.072	102.8
6	107	Luis Delso Heras	Javier Garcia Revenga	Roberto López Garcia	Alfa Romeo Giulietta	GDS	6	13	2	2:33.997	28.727	19.231	90.0

Published at:.....

Track Temp: 48.3 °C Air Temp: 26.1 °C Humidity: 24 % Track Status: SECA

<b>Race Director:</b>	Ramiro BRITO DCI PT24/0086	<b>Timekeeper:</b>	Maria.Jesús GAMAZO JOB-0499-ESP/M
-----------------------	-------------------------------	--------------------	--------------------------------------





# Circuito de Madrid Jarama - RACE

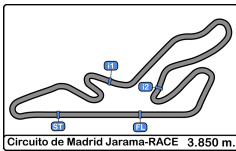
## Iberian Historic Endurance

### Qualifying

#### Tiempos Por Vuelta



1 Francisco Freitas Porsche 356 SC							7 José Rueda Ortiz Elva MK7								
H-1965 Guillermo Velasco Baisse Curated Garage							GTP & SC Pablo Rueda Muñoz Clasicos Madrid								
Lap	D	Time	Sector 1	Sector 2	Sector 3	T. Spd	Elapsed	Lap	D	Time	Sector 1	Sector 2	Sector 3	T. Spd	Elapsed
1		13:39:23.686	13:37:52.870	50.647	40.169	72.3	13:39:23.686	1		13:38:31.514	13:37:06.727	46.552	38.235	67.2	13:38:31.514
2		2:32.947	57.663	54.373	40.911	159.5	13:41:56.633	2		3:41.059	2:25.574	42.028	33.457	180.9	13:42:12.573
3		2:40.209 P	54.616	54.051	51.542	152.1	13:44:36.842	3		2:00.195	45.456	41.726	33.013	188.8	13:44:12.768
4		7:44.866	6:20.659	45.106	39.101	84.6	13:52:21.708	4		1:58.306	45.120	40.151	33.035	173.6	13:46:11.074
5		2:24.180	58.323	47.356	38.501	171.9	13:54:45.888	5		1:57.659	44.861	40.043	32.755	185.2	13:48:08.733
6		2:16.633	52.129	46.823	37.681	173.9	13:57:02.521	6		2:08.581 P	44.808	41.108	42.665	162.4	13:50:17.314
7		2:15.125	51.152	46.302	37.671	163.1	13:59:17.646	7		4:45.837	3:28.811	42.571	34.455	88.4	13:55:03.151
8		2:23.545 P	52.071	47.169	44.305	152.5	14:01:41.191	8		2:04.852	46.854	43.503	34.495	156.7	13:57:08.003
9		2:57.025	2:18.621	50.419	47.985	93.6	14:05:38.216	9		2:04.915	47.678	42.716	34.521	170.0	13:59:12.918
10		2:27.438	53.432	53.834	40.172	137.7	14:08:05.654	10		2:01.548	46.677	41.523	33.348	161.1	14:01:14.466
11		2:05.836	47.848	43.161	34.827	180.0	14:10:11.490	11		2:00.795	45.524	40.807	34.464	168.4	14:03:15.261
12		2:03.843	46.953	41.916	34.974	183.0	14:12:15.333	12		2:24.029	45.595	50.549	47.885	168.2	14:05:39.290
13		2:20.965 P	49.670	47.152	44.143	176.4	14:14:36.298	13		2:27.104	56.156	51.094	39.854	128.7	14:08:06.394
5 Paulo Lima Ford GT40							14 2:04.966 47.904 43.089 33.973 163.8 14:10:11.360								
GTP & SC RP Motorsport							15 2:00.785 45.106 40.607 35.072 179.4 14:12:12.145								
Lap	D	Time	Sector 1	Sector 2	Sector 3	T. Spd	Elapsed	Lap	D	Time	Sector 1	Sector 2	Sector 3	T. Spd	Elapsed
1		13:38:08.855	13:36:41.317	49.534	38.004	92.2	13:38:08.855	16		1:59.433	45.136	41.433	32.864	178.8	14:14:11.578
2		1:57.310	44.619	40.585	32.106	165.6	13:40:06.165	17		1:58.700	44.991	40.651	33.058	178.2	14:16:10.278
3		1:55.994	44.284	39.712	31.998	188.4	13:42:02.159	18		2:28.746 P	51.486	47.079	50.181	160.2	14:18:39.024
4		1:51.454	42.686	37.589	31.179	187.8	13:43:53.613	10 Max Huber Shelby Cobra							
5		1:59.924	43.415	45.075	31.434	161.9	13:45:53.537	H-1965 Calvin Motors							
6		1:50.733	42.630	37.385	30.718	183.3	13:47:44.270	Lap	D	Time	Sector 1	Sector 2	Sector 3	T. Spd	Elapsed
7		2:14.432 P	44.757	43.792	45.883	203.7	13:49:58.702	1		13:37:36.595	13:36:21.490	41.477	33.628	72.7	13:37:36.595
8		8:12.885	7:02.578	38.464	31.843	83.5	13:58:11.587	2		1:57.573	47.108	38.560	31.905	152.5	13:39:34.168
9		1:50.443	42.223	37.371	30.849	184.9	14:00:02.030	3		1:54.016	44.311	38.098	31.607	174.7	13:41:28.184
10		1:54.244	42.019	40.626	31.599	183.9	14:01:56.274	4		1:53.639	44.047	38.128	31.464	189.1	13:43:21.823
11		1:55.613	44.636	38.962	32.015	181.2	14:03:51.887	5		1:54.055	44.003	38.834	31.218	190.4	13:45:15.878
12		2:17.489	49.293	49.117	39.079	162.4	14:06:09.376	6		1:57.625	44.597	40.580	32.448	171.4	13:47:13.503
13		2:25.060	56.580	52.946	35.534	113.0	14:08:34.436	7		1:53.521	44.097	37.061	32.363	190.1	13:49:07.024
14		1:57.248	46.662	38.360	32.226	158.3	14:10:31.684	8		1:54.533	44.336	38.557	31.640	184.9	13:51:01.557
15		1:51.281	42.601	36.960	31.720	192.8	14:12:22.965	9		1:56.187	44.372	39.484	32.331	188.1	13:52:57.744
16		1:57.594	46.067	40.231	31.296	158.3	14:14:20.559	10		1:55.556	44.133	39.034	32.389	192.8	13:54:53.300
17		1:49.658	41.931	36.903	30.824	199.6	14:16:10.217	11		1:55.209	43.990	39.786	31.433	188.1	13:56:48.509
18		2:26.586 P	50.255	47.397	48.934	159.7	14:18:36.803	12		1:55.157	45.804	37.928	31.425	178.8	13:58:43.666
							13 2:02.403 44.860 45.343 32.200 191.1 14:00:46.069								
							14 1:53.047 43.561 37.881 31.605 186.8 14:02:39.116								
							15 2:24.508 47.698 45.301 48.509 177.9 14:05:00.624								
							16 2:58.760 1:13.245 1:05.951 39.564 77.3 14:07:59.384								
							17 1:52.133 43.406 37.491 31.236 191.8 14:09:51.517								
							18 2:15.751 P 45.941 42.443 47.367 171.4 14:12:07.268								
16 Damien Kohler Lotus Elan							16 Damien Kohler Lotus Elan								
H-1965 GT Classic							H-1965 GT Classic								
Lap	D	Time	Sector 1	Sector 2	Sector 3	T. Spd	Elapsed	Lap	D	Time	Sector 1	Sector 2	Sector 3	T. Spd	Elapsed
1		13:37:29.790	13:36:06.166	48.170	35.454	78.3	13:37:29.790	1		13:37:29.790	13:36:06.166	48.170	35.454	78.3	13:37:29.790
2		2:08.335 P	45.880	40.867	41.588	173.9	13:39:38.125	2		2:08.335 P	45.880	40.867	41.588	173.9	13:39:38.125
3		3:19.269	2:04.975	40.939	33.355	83.4	13:42:57.394	3		3:19.269	2:04.975	40.939	33.355	83.4	13:42:57.394
4			45.943				172.2	4			45.943				172.2



# Circuito de Madrid Jarama - RACE

## Iberian Historic Endurance

### Qualifying

#### Tiempos Por Vuelta



23

Vincent Tourneur

Porsche 911 SWB

33

Domingos S. Coutinho

BMW 2800 CS

GDS

Garagem João Gomes

H-1971

Alcides Petiz

RP Motorsport

Lap	D	Time	Sector 1	Sector 2	Sector 3	T. Spd	Elapsed	Lap	D	Time	Sector 1	Sector 2	Sector 3	T. Spd	Elapsed
1		13:37:45.857	13:36:14.450	51.116	40.291	65.0	13:37:45.857	1		13:38:20.918	13:37:02.843	42.476	35.599	70.3	13:38:20.918
2		2:18.489	52.556	47.488	38.445	147.5	13:40:04.346	2		2:00.816	47.238	40.226	33.352	161.1	13:40:21.734
3		2:15.256	51.346	45.565	38.345	167.9	13:42:19.602	3		2:00.430	47.012	40.500	32.918	169.5	13:42:22.164
4		2:26.963 P	51.095	47.069	48.799	167.9	13:44:46.565	4		1:58.883	45.699	39.769	33.415	177.0	13:44:21.047
5		3:49.240	2:22.921	47.778	38.541	81.7	13:48:35.805	5		1:59.549	45.191	40.409	33.949	181.5	13:46:20.596
6		2:15.469	50.547	46.733	38.189	177.9	13:50:51.274	6		1:57.792	45.432	39.346	33.014	187.5	13:48:18.388
7		2:15.595	51.179	46.989	37.427	184.3	13:53:06.869	7		1:59.580	45.173	40.994	33.413	184.9	13:50:17.968
8		2:13.945	51.593	45.023	37.329	178.2	13:55:20.814	8		1:59.849	47.060	39.845	32.944	179.4	13:52:17.817
9		2:12.694	50.504	44.413	37.777	172.8	13:57:33.508	9		1:57.790	45.695	39.237	32.858	185.8	13:54:15.607
10		2:13.351	50.580	44.867	37.904	180.9	13:59:46.859	10		2:18.100 P	49.174	46.561	42.365	174.1	13:56:33.707
11		2:13.283	50.232	45.172	37.879	181.2	14:02:00.142	11		3:47.339	2:29.841	42.723	34.775	92.0	14:00:21.046
12		2:13.418	49.977	44.519	38.922	187.8	14:04:13.560	12		2:06.939	46.320	46.595	34.024	166.9	14:02:27.985
13		2:42.831	1:00.676	56.049	46.106	150.6	14:06:56.391	13		3:39.955 P	49.854	44.275	2:05.826	177.0	14:06:07.940
14		2:26.246	1:01.627	46.102	38.517	121.4	14:09:22.637	14		3:26.991	2:11.392	39.746	35.853	85.3	14:09:34.931
15		2:13.324	50.429	45.195	37.700	178.5	14:11:35.961	15		2:16.972 P	46.651	39.749	50.572	166.1	14:11:51.903
16		2:13.006	50.078	45.094	37.834	185.8	14:13:48.967	16		3:52.760	2:39.126	39.845	33.789	88.7	14:15:44.663
17		2:14.712	50.252	45.865	38.595	179.1	14:16:03.679	17		2:21.889 P	51.480	46.195	44.214	167.7	14:18:06.552
18		2:45.134 P	56.608	53.314	55.212	153.4	14:18:48.813								

28

P-A Forsvall

Lotus Elan

34

Carlos M. Santos

Ford Escort RS 2000

H-1965

Curated Garage

H-1976

Carlos A. Santos

Casmotorsport

Lap	D	Time	Sector 1	Sector 2	Sector 3	T. Spd	Elapsed	Lap	D	Time	Sector 1	Sector 2	Sector 3	T. Spd	Elapsed
1		13:38:09.186	13:36:40.537	49.372	39.277	91.2	13:38:09.186	1		13:39:04.967 P	13:37:32.600	47.586	44.781	56.6	13:39:04.967
2		2:18.864	55.295	46.629	36.940	139.8	13:40:28.050	2		3:01.543	1:40.358	44.518	36.667	98.8	13:42:06.510
3		2:10.799	49.570	44.932	36.297	173.3	13:42:38.849	3		2:03.263	47.405	41.626	34.232	180.3	13:44:09.773
4		2:27.111 P	57.992	45.073	44.046	154.2	13:45:05.960	4		2:05.967	47.422	43.919	34.626	179.1	13:46:15.740
5		3:44.171	2:25.812	42.658	35.701	93.3	13:48:50.131	5		2:13.282 P	48.006	42.176	43.100	172.8	13:48:29.022
6		2:05.016	47.824	42.337	34.855	170.3	13:50:55.147	6		4:08.243	2:41.394	49.341	37.508	74.6	13:52:37.265
7		2:07.757	47.664	44.688	35.405	176.1	13:53:02.904	7		2:19.968	54.977	46.599	38.392	162.8	13:54:57.233
8		2:05.223	47.530	42.454	35.239	178.5	13:55:08.127	8		2:14.459	50.261	46.450	37.748	162.8	13:57:11.692
9		2:08.235	48.304	43.095	36.836	174.7	13:57:16.362	9		2:25.820 P	50.887	47.141	47.792	160.2	13:59:37.512
10		2:07.466	49.832	42.779	34.855	161.9	13:59:23.828	10		3:17.330	1:46.389	49.791	41.150	78.7	14:02:54.842
11		2:04.725	46.454	43.885	34.386	177.3	14:01:28.553	11		2:52.577 P	56.702	57.816	58.059	120.5	14:05:47.419
12		2:04.280	47.164	42.550	34.566	171.9	14:03:32.833								
13		2:23.479	48.891	51.508	42.780	166.9	14:05:56.012								
14		2:31.977	1:00.666	55.917	35.394	104.3	14:08:27.989								
15		2:04.135	47.164	41.980	34.991	180.3	14:10:32.124								
16		2:05.197	47.770	42.625	34.802	166.6	14:12:37.321								
17		2:08.423	47.122	45.516	35.785	177.3	14:14:45.744								
18		2:03.246	47.098	41.350	34.798	177.3	14:16:48.990								
19		2:38.525 P	52.214	53.547	52.764	140.9	14:19:27.515								

44

Cláudio Vieira

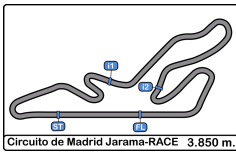
Porsche 911 3.0 RS

H-1976

Aurora Motorsport

Lap	D	Time	Sector 1	Sector 2	Sector 3	T. Spd	Elapsed
1		13:37:24.330	13:36:00.421	50.712	33.197	80.7	13:37:24.330
2		1:54.159	43.323	38.849	31.987	194.5	13:39:18.489
3		1:59.005	44.090	41.762	33.153	187.8	13:41:17.494
4		1:57.424	45.094	40.319	32.011	189.4	13:43:14.918
5		1:55.111	43.756	38.987	32.368	195.2	13:45:10.029
6		2:22.869 P	43.987	48.101	50.781	191.4	13:47:32.898
7		4:58.320	3:42.645	41.785	33.890	85.2	13:52:31.218
8		2:19.926 P	46.504	44.561	48.861	200.0	13:54:51.144
9		15:58.975	14:47.272	39.246	32.457	88.9	14:10:50.119
10		1:55.329	44.693	38.912	31.724	192.1	14:12:45.448
11		1:54.402	43.494	39.335	31.573	206.1	14:14:39.850
12		1:52.923	43.175	38.043	31.705	201.8	14:16:32.773
13		2:31.861 P	50.745	50.254	50.862	168.2	14:19:04.634





# Circuito de Madrid Jarama - RACE

## Iberian Historic Endurance

### Qualifying

#### Tiempos Por Vuelta



47

Roberto Diaz-Rincon

Alfa Romeo 1750 GTAm

67

Jerome Quiot

Lotus Cortina

H-1971

Jorge Santos

RP Motorsport

GDS

Jerome Quiot

Lap	D	Time	Sector 1	Sector 2	Sector 3	T. Spd	Elapsed	Lap	D	Time	Sector 1	Sector 2	Sector 3	T. Spd	Elapsed
1		13:38:07.857	13:36:36.216	52.950	38.691	68.9	13:38:07.857	1		13:38:47.313	13:37:12.024	55.239	40.050	78.1	13:38:47.313
2		2:07.953	49.461	42.672	35.820	154.9	13:40:15.810	2		2:12.078	50.593	44.578	36.907	180.0	13:40:59.391
3		2:06.305	48.231	42.571	35.503	180.0	13:42:22.115	3		2:12.307	50.728	44.133	37.446	175.6	13:43:11.698
4		2:06.850	49.226	42.714	34.910	166.1	13:44:28.965	4		2:13.690	51.080	44.312	38.298	179.1	13:45:25.388
5		<b>2:03.484</b>	47.630	<b>40.736</b>	35.118	169.8	13:46:32.449	5		2:11.107	49.742	44.962	36.403	171.7	13:47:36.495
6		2:10.853	49.627	44.150	37.076	179.4	13:48:43.302	6		2:12.201	50.871	44.313	37.017	166.1	13:49:48.696
7		2:15.730	51.476	46.629	37.625	183.6	13:50:59.032	7		2:11.513	50.143	44.069	37.301	159.5	13:52:00.209
8		2:19.256 P	49.647	42.113	47.496	167.4	13:53:18.288	8		7:41.474	6:15.291	48.014	38.169	78.4	13:59:41.683
9		5:09.673	3:49.615	44.352	35.706	75.2	13:58:27.961	9		<b>2:08.113</b>	<b>49.332</b>	<b>43.055</b>	<b>35.726</b>	162.8	14:01:49.796
10		2:04.391	<b>47.433</b>	42.256	34.702	177.0	14:00:32.352	10		2:11.092	51.490	43.666	35.936	160.0	14:04:00.888
11		2:13.817	49.819	47.471	36.527	163.1	14:02:46.169	11		<del>2:32.420</del>	56.068	53.117	43.235	148.1	14:06:33.308
12		<del>2:17.439</del>	48.021	43.301	46.117	174.1	14:05:03.608	12		2:16.859	54.201	45.122	37.536	150.2	14:08:50.167
13		3:01.640	1:15.742	1:05.192	40.706	80.6	14:08:05.248	13		2:12.374	50.811	44.770	36.793	178.2	14:11:02.541
14		2:11.027	48.738	45.299	36.990	162.1	14:10:16.275	14		2:11.689	50.364	44.571	36.754	169.0	14:13:14.230
15		2:04.676	48.496	41.656	34.524	164.6	14:12:20.951	15		2:09.975	49.637	43.936	36.402	165.1	14:15:24.205
16		2:04.363	47.674	41.563	35.126	173.0	14:14:25.314	16		2:57.987 P	1:04.691	1:01.887	51.409	120.0	14:18:22.192
17		2:04.125	47.561	42.132	<b>34.432</b>	184.9	14:16:29.439								
18		2:32.032 P	52.798	50.734	48.500	151.0	14:19:01.471								

55

Paul Daniels

Porsche 911 2.8 RSR

75

Carlos Brizido

Porsche 911 3.0 RS

H-1976

Markus Palttala

JWA Racing

H-1976

Dr. Bayard / MRauto

Lap	D	Time	Sector 1	Sector 2	Sector 3	T. Spd	Elapsed	Lap	D	Time	Sector 1	Sector 2	Sector 3	T. Spd	Elapsed
1		13:39:09.300	13:37:46.945	45.342	37.013	71.9	13:39:09.300	1		13:37:53.310	13:36:25.397	49.468	38.445	74.5	13:37:53.310
2		2:11.198	48.572	45.040	37.586	175.6	13:41:20.498	2		2:10.635	53.321	42.373	34.941	134.3	13:40:03.945
3		2:08.108	47.834	44.289	35.985	180.6	13:43:28.606	3		2:02.483	47.709	40.801	33.973	197.8	13:42:06.428
4		2:10.180	48.371	45.278	36.531	164.3	13:45:38.786	4		1:57.926	45.005	39.226	33.695	203.7	13:44:04.354
5		2:18.640 P	48.806	44.740	45.094	159.5	13:47:57.426	5		2:00.158	45.378	41.453	33.327	174.4	13:46:04.512
6		4:31.081	3:08.242	46.890	35.949	93.6	13:52:28.507	6		1:58.121	45.563	39.027	33.531	190.4	13:48:02.633
7		2:12.424	47.842	46.674	37.908	180.9	13:54:40.931	7		1:56.901	44.629	39.426	<b>32.846</b>	203.7	13:49:59.534
8		2:05.917	47.802	42.757	35.358	166.1	13:56:46.848	8		1:58.176	46.025	38.826	33.325	195.6	13:51:57.710
9		2:07.247	48.731	<b>42.747</b>	35.769	166.1	13:58:54.095	9		2:08.030 P	45.451	40.567	42.012	186.5	13:54:05.740
10		2:07.568	47.905	43.961	35.702	175.3	14:01:01.663	10		3:29.869	2:16.552	39.920	33.397	101.1	13:57:35.609
11		2:05.122	47.208	42.768	35.146	169.8	14:03:06.785	11		1:58.413	45.315	38.958	34.140	193.2	13:59:34.022
12		<del>2:37.147 P</del>	47.608	54.281	55.258	171.9	14:05:43.932	12		1:57.134	44.558	39.679	32.897	188.8	14:01:31.156
13		5:03.239	3:39.367	48.258	35.614	100.0	14:10:47.171	13		1:57.973	45.553	38.764	33.656	182.1	14:03:29.129
14		2:07.278	48.692	43.383	35.203	173.3	14:12:54.449	14		<del>2:14.594</del>	47.081	45.309	42.204	168.2	14:05:43.723
15		2:05.841	48.400	42.928	<b>34.513</b>	155.3	14:15:00.290	15		2:24.731	55.219	49.963	39.549	127.3	14:08:08.454
16		<b>2:03.870</b>	<b>46.429</b>	42.877	34.564	183.0	14:17:04.160	16		1:59.810	46.027	40.592	33.191	192.8	14:10:08.264
17		2:26.775 P	49.448	47.648	49.679	171.9	14:19:30.935	17		<b>1:56.702</b>	44.747	<b>38.624</b>	33.331	201.8	14:12:04.966
								18		1:56.718	44.910	38.931	32.877	180.3	14:14:01.684
								19		1:57.681	<b>44.433</b>	39.608	33.640	194.9	14:15:59.365
								20		2:25.760 P	49.981	44.541	51.238	140.9	14:18:25.125

82

Fabiano Vivacqua

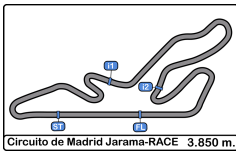
Porsche 356 B

H-1965

Garagem João Gomes

Lap	D	Time	Sector 1	Sector 2	Sector 3	T. Spd	Elapsed
1		13:38:53.026	13:37:10.204	58.434	44.388	67.3	13:38:53.026
2		2:27.828	<b>54.025</b>	50.193	43.610	157.8	13:41:20.854
3		2:29.009	56.364	52.361	40.284	155.6	13:43:49.863
4		2:31.225	55.859	53.529	41.837	158.5	13:46:21.088
5		2:30.829	55.732	53.741	41.356	155.3	13:48:51.917
6		2:29.827	55.055	53.200	41.572	159.7	13:51:21.744
7		2:25.910	55.136	50.539	<b>40.235</b>	152.5	13:53:47.654
8		2:26.946	56.371	49.818	40.757	145.5	13:56:14.600
9		<b>2:25.292</b>	55.936	<b>48.949</b>	40.407	157.6	13:58:39.892
10		2:36.621 P	55.090	50.937	50.594	147.9	14:01:16.513





# Circuito de Madrid Jarama - RACE

## Iberian Historic Endurance

### Qualifying

#### Tiempos Por Vuelta

**83**

Bruno Duarte

Porsche 911 RS 3.0

H-1976

Filipe Silva Jesus

Garagem João Gomes / LCSS

**123**

Bruno Santos

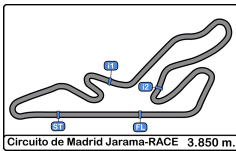
Porsche 911 3.0 RS

H-1976

Aurora Motorsport

Lap	D	Time	Sector 1	Sector 2	Sector 3	T. Spd	Elapsed	Lap	D	Time	Sector 1	Sector 2	Sector 3	T. Spd	Elapsed				
1		13:38:48.534	13:37:30.544	43.458	34.532	61.7	13:38:48.534	1		13:37:23.211	13:35:59.020	51.133	33.058	75.3	13:37:23.211				
2		1:58.950	46.446	39.767	32.737	185.2	13:40:47.484	2		1:54.364	43.417	38.823	32.124	189.8	13:39:17.575				
3		1:57.310	45.036	38.784	33.490	203.3	13:42:44.794	3		1:58.444	43.385	42.807	32.252	174.4	13:41:16.019				
4		1:59.798	47.884	39.414	32.500	191.8	13:44:44.592	4		1:58.276	46.050	40.167	32.059	180.0	13:43:14.295				
5		1:56.865	<b>43.650</b>	40.962	<b>32.253</b>	193.8	13:46:41.457	5		1:52.518	42.931	37.692	31.895	194.2	13:45:06.813				
6		1:59.620	44.160	41.271	34.189	196.7	13:48:41.077	6		2:05.784	45.807	44.537	35.440	164.6	13:47:12.597				
7		1:57.636	45.238	38.990	33.408	201.8	13:50:38.713	7		<b>1:51.023</b>	42.533	<b>37.447</b>	<b>31.043</b>	208.0	13:49:03.620				
8		<b>1:55.182</b>	44.293	<b>38.317</b>	32.572	207.6	13:52:33.895	8		2:21.162 P	49.158	45.008	46.996	168.2	13:51:24.782				
9		2:13.707 P	47.055	43.085	43.567	166.9	13:54:47.602	9		12:01.569	10:51.295	38.186	32.088	89.4	14:03:26.351				
10		4:03.427	2:46.557	42.001	34.869	92.9	13:58:51.029	10		<del>2:27.484</del> P	46.837	47.621	53.026	181.8	14:05:53.835				
11		2:00.074	46.272	40.039	33.763	182.4	14:00:51.103	11		5:21.342	3:49.857	58.192	33.293	69.4	14:11:15.177				
12		1:58.573	45.093	39.665	33.815	183.9	14:02:49.676	12		1:51.545	<b>42.483</b>	37.934	31.128	221.7	14:13:06.722				
13		<del>2:42.843</del>	45.830	40.989	45.994	186.8	14:05:02.489	13		2:22.650 P	49.357	43.773	49.520	157.6	14:15:29.372				
14		3:00.736	1:14.420	1:05.837	40.479	77.9	14:08:03.225	<b>132</b>								Juan Alonso Catalá	Porsche 911 3.0 RS		
15		1:59.298	45.884	40.016	33.398	185.5	14:10:02.523	H-1976								Jose Antonio Zorrilla	Eficar Team		
16		1:58.644	45.569	39.912	33.163	193.8	14:12:01.167	Lap	D	Time	Sector 1	Sector 2	Sector 3	T. Spd	Elapsed				
17		1:58.387	45.204	39.787	33.396	194.5	14:13:59.554	1		13:38:44.958	13:37:22.716	47.910	34.332	61.8	13:38:44.958				
18		1:59.479	45.175	40.585	33.719	183.9	14:15:59.033	2		<b>1:57.374</b>	<b>44.890</b>	39.285	33.199	190.8	13:40:42.332				
19		2:27.648 P	52.980	45.327	49.341	119.3	14:18:26.681	3		1:58.190	44.933	39.611	33.646	179.4	13:42:40.522				
<b>102</b>								Thierry Lafont								AC Cobra 289			
H-1965								GT Classic											
Lap	D	Time	Sector 1	Sector 2	Sector 3	T. Spd	Elapsed	Lap	D	Time	Sector 1	Sector 2	Sector 3	T. Spd	Elapsed				
1		13:38:11.812	13:36:48.273	47.240	36.299	93.5	13:38:11.812	4		2:03.806	47.530	41.492	34.784	183.0	13:44:44.328				
2		2:08.441	50.367	42.936	35.138	152.5	13:40:20.253	5		1:59.372	45.556	40.723	33.093	185.5	13:46:43.700				
3		2:04.732	48.016	42.987	33.729	158.8	13:42:24.985	6		1:58.345	44.981	<b>39.147</b>	34.217	194.5	13:48:42.045				
4		2:05.016	<b>46.517</b>	44.162	34.337	181.5	13:44:30.001	7		2:16.022 P	45.413	44.918	45.691	183.9	13:50:58.067				
5		2:03.455	47.270	42.468	<b>33.717</b>	162.6	13:46:33.456	8		4:56.505	3:42.224	40.931	33.350	71.5	13:55:54.572				
6		2:04.729	47.063	43.463	34.203	181.5	13:48:38.185	9		1:58.754	45.109	39.858	33.787	188.1	13:57:53.326				
7		2:06.373	48.637	43.025	34.711	176.7	13:50:44.558	10		1:59.397	45.723	40.151	33.523	189.4	13:59:52.723				
8		2:03.917	47.372	<b>41.768</b>	34.777	158.1	13:52:48.475	11		1:59.647	46.115	40.643	<b>32.889</b>	190.8	14:01:52.370				
9		2:06.780	47.746	43.284	35.750	159.0	13:54:55.255	12		1:58.661	45.386	40.099	33.176	194.2	14:03:51.031				
10		<b>2:02.997</b>	46.773	42.242	33.982	186.8	13:56:58.252	13		<del>2:34.539</del>	55.835	51.602	44.102	146.1	14:06:22.570				
11		2:04.340	46.999	42.887	34.454	164.6	13:59:02.592	14		2:16.998	56.508	45.364	35.126	123.9	14:08:39.568				
12		2:04.488	47.354	42.277	34.857	184.6	14:01:07.080	15		2:04.070	46.320	44.128	33.622	191.8	14:10:43.638				
13		2:13.601 P	47.689	42.850	43.062	171.1	14:03:20.681	16		1:59.794	45.346	40.818	33.630	203.0	14:12:43.432				
<b>107</b>								Javier Garcia Revenga								Alfa Romeo Giulietta			
GDS								Roberto López Garcia								Clasicos Madrid			
Lap	D	Time	Sector 1	Sector 2	Sector 3	T. Spd	Elapsed	Lap	D	Time	Sector 1	Sector 2	Sector 3	T. Spd	Elapsed				
1		13:39:41.638	13:38:04.864	<b>53.705</b>	<b>43.069</b>	81.2	13:39:41.638	17		2:01.244	46.466	40.677	34.101	197.8	14:14:44.676				
2		<b>2:33.997</b>	<b>58.442</b>		3:17.066	137.9	13:42:15.635	18		2:00.140	45.842	40.180	34.118	194.2	14:16:44.816				
3		2:35.672			5:52.738		13:44:51.307	19		2:37.883 P	53.494	51.237	53.152	148.5	14:19:22.699				
4		2:39.140			8:31.878		13:47:30.447												
5		2:38.147			11:10.025		13:50:08.594												
6		2:55.112 P			14:05.137		13:53:03.706												
7		5:59.907			20:05.044		13:59:03.613												
8		2:49.577 P			22:54.621		14:01:53.190												
9		5:01.744			27:56.365		14:06:54.934												
10		2:41.550			30:37.915		14:09:36.484												
11		2:41.366			33:19.281		14:12:17.850												
12		2:40.778			36:00.059		14:14:58.628												
13		2:53.605 P			38:53.664		14:17:52.233												





# Circuito de Madrid Jarama - RACE

## Iberian Historic Endurance

### Qualifying

#### Tiempos Por Vuelta



**138** Sydney Beynat Alfa Romeo GT Am **158** Martin Aubert Lotus Elite

H-1971 Alexandre Bouchon							GT Classic						GDS Adam Bruzas										
Lap	D	Time	Sector 1	Sector 2	Sector 3	T. Spd	Elapsed	Lap	D	Time	Sector 1	Sector 2	Sector 3	T. Spd	Elapsed	Lap	D	Time	Sector 1	Sector 2	Sector 3	T. Spd	Elapsed
1		13:38:25.375	13:36:52.242	52.352	40.781	88.5	13:38:25.375	1		13:45:13.064	13:43:37.127	53.469	42.468	76.2	13:45:13.064								
2		2:31.225	57.309	53.134	40.782	149.5	13:40:56.600	2		2:29.534	57.538	49.327	42.669	136.7	13:47:42.598								
3		2:31.948	56.549	53.338	42.061	151.6	13:43:28.548	3		2:26.204	55.978	49.874	40.352	144.7	13:50:08.802								
4		2:43.693	55.319	1:06.579	41.795	139.8	13:46:12.241	4		2:27.205	54.369	52.109	40.727	148.3	13:52:36.007								
5		2:36.361	59.921	52.887	43.553	129.4	13:48:48.602	5		2:27.750	56.084	50.517	41.149	142.8	13:55:03.757								
6		2:30.031	55.737	52.538	41.756	138.8	13:51:18.633	6		2:34.577 P	56.259	48.288	50.030	151.8	13:57:38.334								
7		2:43.793 P	57.914	53.880	51.999	136.7	13:54:02.426	7		4:29.551	3:01.718	48.688	39.145	77.8	14:02:07.885								
8		4:07.717	2:44.256	45.764	37.697	80.5	13:58:10.143	8		2:15.062	50.648	45.809	38.605	170.3	14:04:22.947								
9		2:16.536	54.374	45.172	36.990	144.7	14:00:26.679	9		2:53.419	1:00.540	59.686	53.193	123.4	14:07:16.366								
10		2:10.179	49.445	44.508	36.226	164.1	14:02:36.858	10		2:32.295	1:06.074	47.616	38.605	98.9	14:09:48.661								
11		<del>2:24.554</del>	51.369	46.683	46.502	168.7	14:05:01.412	11		2:14.766	50.826	46.233	37.707	173.9	14:12:03.427								
12		3:00.779	1:13.421	1:06.059	41.299	77.4	14:08:02.191	12		2:15.060	51.282	45.947	37.831	164.3	14:14:18.487								
13		2:10.754	49.532	44.455	36.767	166.4	14:10:12.945	13		2:14.870	51.024	46.306	37.540	169.5	14:16:33.357								
14		2:10.783	49.085	45.342	36.356	161.9	14:12:23.728	14		3:16.623 P	1:03.077	1:08.790	1:04.756	154.5	14:19:49.980								
15		2:11.020	50.783	44.608	35.629	162.8	14:14:34.748																
16		2:10.509	49.890	44.099	36.520	161.1	14:16:45.257																
17		2:39.325 P	53.767	51.719	53.839	139.3	14:19:24.582																

**146** Xavier Rascagneres Lotus 23B  
GTP & SC Jérôme Peyrat Racing Car Mews

Lap	D	Time	Sector 1	Sector 2	Sector 3	T. Spd	Elapsed	Lap	D	Time	Sector 1	Sector 2	Sector 3	T. Spd	Elapsed
1		13:38:11.031	13:36:47.005	47.431	36.595	90.2	13:38:11.031	1		13:38:28.531	13:36:57.900	51.462	39.169	93.0	13:38:28.531
2		2:13.928	50.248	45.822	37.858	154.7	13:40:24.959	2		2:13.990	51.097	46.096	36.797	156.2	13:40:42.521
3		2:36.662 P	52.237	51.201	53.224	179.1	13:43:01.621	3		2:11.652	49.716	45.783	36.153	160.9	13:42:54.173
4		8:28.428	7:09.945	43.555	34.928	102.0	13:51:30.049	4		2:13.978	50.381	46.030	37.567	169.2	13:45:08.151
5		2:07.514	48.206	44.835	34.473	175.3	13:53:37.563	5		2:14.753	49.913	47.664	37.176	165.1	13:47:22.904
6		2:06.350	48.742	43.058	34.550	176.4	13:55:43.913	6		2:24.163 P	49.406	46.232	48.525	161.9	13:49:47.067
7		2:20.146 P	48.383	43.978	47.785	177.3	13:58:04.059	7		5:14.148	3:50.301	46.728	37.119	88.4	13:55:01.215
8		4:29.950	3:14.480	41.067	34.403	82.8	14:02:34.009	8		2:15.217	50.063	47.604	37.550	162.4	13:57:16.432
9		<del>2:45.955</del> P	53.175	53.201	58.679	175.0	14:05:19.064	9		2:11.794	51.262	44.386	36.146	157.2	13:59:28.226
10								10		2:28.319 P	48.506	46.872	52.941	170.3	14:01:56.545

**153** Manuel Gonzalez de la Torre Porsche 914/6  
H-1971 Curated Garage

Lap	D	Time	Sector 1	Sector 2	Sector 3	T. Spd	Elapsed	Lap	D	Time	Sector 1	Sector 2	Sector 3	T. Spd	Elapsed
1		13:39:09.689	13:37:47.499	46.187	36.003	65.5	13:39:09.689	1		13:37:54.843	13:36:17.501	55.278	42.064	74.3	13:37:54.843
2		2:04.883	48.672	41.906	34.305	165.6	13:41:14.572	2		2:28.945	55.386	52.772	40.787	115.3	13:40:23.788
3		2:04.876	47.315	43.304	34.257	161.4	13:43:19.448	3		2:16.746	55.151	46.096	35.499	159.2	13:42:40.534
4		2:38.246 P	53.816	51.831	52.599	185.8	13:45:57.694	4		2:11.859	53.434	43.132	35.293	161.1	13:44:52.393
5		3:59.743	2:40.301	43.679	35.763	87.1	13:49:57.437	5		2:04.329	47.855	42.086	34.388	178.2	13:46:56.722
6		2:38.656 P	50.189	51.414	57.053	164.8	13:52:36.093	6		2:01.795	46.440	41.385	33.970	182.1	13:48:58.517
7		3:31.175	2:14.224	41.637	35.314	90.3	13:56:07.268	7		2:06.090	47.712	43.071	35.307	181.8	13:51:04.607
8		2:04.181	47.990	41.571	34.620	154.7	13:58:11.449	8		2:02.462	45.730	41.112	35.620	188.4	13:53:07.069
9		2:07.449	50.266	41.824	35.359	156.7	14:00:18.898	9		2:21.977 P	46.904	41.640	53.433	178.2	13:55:29.046
10		2:04.890	47.735	41.707	35.448	175.6	14:02:23.788								
11		<del>2:18.689</del> P	48.821	42.712	47.156	171.9	14:04:42.477								

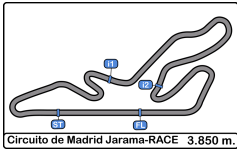
**165** Fabrice Bernollin Shelby Daytona Cobra 4700  
H-1965

Lap	D	Time	Sector 1	Sector 2	Sector 3	T. Spd	Elapsed
1		13:38:28.531	13:36:57.900	51.462	39.169	93.0	13:38:28.531
2		2:13.990	51.097	46.096	36.797	156.2	13:40:42.521
3		2:11.652	49.716	45.783	36.153	160.9	13:42:54.173
4		2:13.978	50.381	46.030	37.567	169.2	13:45:08.151
5		2:14.753	49.913	47.664	37.176	165.1	13:47:22.904
6		2:24.163 P	49.406	46.232	48.525	161.9	13:49:47.067
7		5:14.148	3:50.301	46.728	37.119	88.4	13:55:01.215
8		2:15.217	50.063	47.604	37.550	162.4	13:57:16.432
9		2:11.794	51.262	44.386	36.146	157.2	13:59:28.226
10		2:28.319 P	48.506	46.872	52.941	170.3	14:01:56.545

**174** António Castro Ortega Porsche 2.5 ST  
H-1971 Angel Lanchares Alonso Aurora Motorsport

Lap	D	Time	Sector 1	Sector 2	Sector 3	T. Spd	Elapsed
1		13:37:54.843	13:36:17.501	55.278	42.064	74.3	13:37:54.843
2		2:28.945	55.386	52.772	40.787	115.3	13:40:23.788
3		2:16.746	55.151	46.096	35.499	159.2	13:42:40.534
4		2:11.859	53.434	43.132	35.293	161.1	13:44:52.393
5		2:04.329	47.855	42.086	34.388	178.2	13:46:56.722
6		2:01.795	46.440	41.385	33.970	182.1	13:48:58.517
7		2:06.090	47.712	43.071	35.307	181.8	13:51:04.607
8		2:02.462	45.730	41.112	35.620	188.4	13:53:07.069
9		2:21.977 P	46.904	41.640	53.433	178.2	13:55:29.046





# Circuito de Madrid Jarama - RACE

## Iberian Historic Endurance

### Qualifying

#### Tiempos Por Vuelta



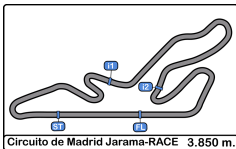
176 Eduardo Davila Vega Porsche 911 3.0 RS **221** Alberto Velez-Grilo BMW 1800 TiSA

H-1976							VDC Competición						GDS		Tomaz Velez-Grilo				Garagem João Gomes	
Lap	D	Time	Sector 1	Sector 2	Sector 3	T. Spd	Elapsed	Lap	D	Time	Sector 1	Sector 2	Sector 3	T. Spd	Elapsed					
1		13:39:09.512	13:37:52.726	41.576	35.210	88.6	13:39:09.512	1		13:37:52.711	13:36:22.488	50.668	39.555	81.5	13:37:52.711					
2		1:55.008	45.039	38.630	31.339	206.1	13:41:04.520	2		2:19.998	53.490	47.122	39.386	143.4	13:40:12.709					
3		1:52.885	44.648	<b>37.288</b>	<b>30.949</b>	193.8	13:42:57.405	3		2:21.013	53.555	49.262	38.196	161.4	13:42:33.722					
4		1:56.479	43.180	39.765	33.534	209.3	13:44:53.884	4		2:23.320	58.330	47.210	37.780	171.7	13:44:57.042					
5		2:37.528 P	54.170	51.865	51.493	125.1	13:47:31.412	5		2:21.582	52.745	50.521	38.316	159.2	13:47:18.624					
6		3:48.737	2:22.908	47.404	38.425	99.0	13:51:20.149	6		2:15.806	51.641	46.459	37.706	158.3	13:49:34.430					
7		1:52.190	43.575	37.659	30.956	186.2	13:53:12.339	7		2:24.435 P	52.672	46.516	45.247	155.3	13:51:58.865					
8		1:53.664	42.744	38.902	32.018	206.5	13:55:06.003	8		4:59.226	3:34.860	46.009	38.357	80.0	13:56:58.091					
9		1:55.937	45.492	39.411	31.034	190.8	13:57:01.940	9		2:13.269	51.361	<b>44.424</b>	37.484	152.7	13:59:11.360					
10		1:55.552	44.672	39.196	31.684	207.2	13:58:57.492	10		2:14.874	52.327	45.328	37.219	164.6	14:01:26.234					
11		1:53.617	42.999	38.228	32.390	213.0	14:00:51.109	11		2:17.234	53.143	46.418	37.673	160.7	14:03:43.468					
12		<b>1:51.309</b>	42.721	37.475	31.113	218.1	14:02:42.418	12		<del>2:19.869</del>	52.783	46.476	40.610	154.2	14:06:03.337					
13		<del>2:44.395</del> P	44.703	37.870	48.822	219.9	14:04:53.813	13		2:27.710	57.877	52.666	37.167	123.0	14:08:31.047					
14		8:28.839	7:19.432	38.391	31.016	87.1	14:13:22.652	14		2:14.555	52.435	45.492	36.628	166.6	14:10:45.602					
15		1:54.532	<b>42.385</b>	38.777	33.370	217.7	14:15:17.184	15		2:12.380	51.349	44.704	<b>36.327</b>	165.1	14:12:57.982					
16		2:44.806 P	59.660	51.532	53.614	138.2	14:18:01.990	16		<b>2:11.904</b>	<b>50.943</b>	44.531	36.430	170.0	14:15:09.886					
17								17		2:48.243 P	54.163	56.583	57.497	141.1	14:17:58.129					

216 Jorge Guimarães Volvo 121 **269** Grégoire Audi Shelby Cobra Daytona

H-1971							Jorge Guimarães						H-1965		Olivier Muytjens				HY Racing	
Lap	D	Time	Sector 1	Sector 2	Sector 3	T. Spd	Elapsed	Lap	D	Time	Sector 1	Sector 2	Sector 3	T. Spd	Elapsed					
1		13:37:36.529	13:36:07.476	50.280	38.773	73.8	13:37:36.529	1		13:38:12.568	13:36:50.236	45.984	36.348	95.4	13:38:12.568					
2		2:17.452	53.837	45.736	37.879	145.3	13:39:53.981	2		2:06.300	48.989	42.122	35.189	152.9	13:40:18.868					
3		2:13.857	51.091	43.992	38.774	163.6	13:42:07.838	3		1:58.930	45.374	40.051	33.505	185.5	13:42:17.798					
4		2:13.296	49.736	45.352	38.208	174.7	13:44:21.134	4		1:59.284	44.945	40.645	33.694	180.3	13:44:17.082					
5		2:09.089	49.209	43.164	36.716	169.5	13:46:30.223	5		1:58.760	44.211	40.975	33.574	196.0	13:46:15.842					
6		2:11.212	49.475	44.749	36.988	180.0	13:48:41.435	6		2:08.957 P	44.993	40.918	43.046	193.5	13:48:24.799					
7		2:10.555	49.119	43.382	38.054	173.0	13:50:51.990	7		3:34.723	2:22.279	39.185	33.259	78.8	13:51:59.522					
8		2:19.063 P	49.512	43.589	45.962	180.0	13:53:11.053	8		1:55.955	44.541	39.140	32.274	190.8	13:53:55.477					
9		3:46.489	2:23.218	46.154	37.117	88.7	13:56:57.542	9		2:11.276 P	45.447	42.252	43.577	213.4	13:56:06.753					
10		2:09.058	50.362	43.025	<b>35.671</b>	163.1	13:59:06.600	10		4:29.139	3:16.903	40.068	32.168	100.5	14:00:35.892					
11		2:07.481	49.275	42.426	35.780	156.7	14:01:14.081	11		1:57.948	46.539	38.553	32.856	203.3	14:02:33.840					
12		2:07.552	49.073	42.642	35.837	168.7	14:03:21.633	12		6:09.713	4:55.281	42.506	31.926	217.3	14:08:43.553					
13		<del>2:20.467</del>	48.574	46.186	45.397	174.7	14:05:41.790	13		1:56.155	43.793	40.304	32.058	197.8	14:10:39.708					
14		2:26.314	56.442	49.862	40.010	143.2	14:08:08.104	14		<b>1:52.865</b>	<b>43.643</b>	<b>37.479</b>	<b>31.743</b>	193.2	14:12:32.573					
15		<b>2:06.970</b>	48.778	42.404	35.788	176.4	14:10:15.074	15		1:55.927	44.335	38.592	33.000	198.1	14:14:28.500					
16		2:18.854 P	<b>48.054</b>	<b>42.366</b>	48.434	178.8	14:12:33.928	16		1:54.947	44.112	39.036	31.799	195.6	14:16:23.447					
17								17		2:31.018 P	50.100	43.249	57.669	140.6	14:18:54.465					





# Circuito de Madrid Jarama - RACE

## Iberian Historic Endurance

### Qualifying

### Tiempos Por Vuelta



# 273

Laurent Jaspers

Jaguar E-Type 63

# 327

Nuno Nunes

Porsche 911 SWB

H-1965

JAC Motors Team

GDS

Piero dal Maso

Garagem João Gomes

Lap	D	Time	Sector 1	Sector 2	Sector 3	T. Spd	Elapsed	Lap	D	Time	Sector 1	Sector 2	Sector 3	T. Spd	Elapsed
1		13:37:39.871	13:36:22.024	44.038	33.809	76.4	13:37:39.871	1		13:37:49.541	13:36:15.099	54.423	40.019	65.6	13:37:49.541
2		1:56.970	44.897	39.749	32.324	171.4	13:39:36.841	2		2:11.274	50.358	44.128	36.788	164.1	13:40:00.815
3		1:55.108	44.468	38.827	31.813	182.7	13:41:31.949	3		2:21.745 P	50.282	45.446	46.017	173.9	13:42:22.560
4		1:56.633	45.266	38.847	32.520	209.7	13:43:28.582	4		4:03.930	2:37.023	49.137	37.770	78.7	13:46:26.490
5		1:55.929	44.044	38.694	33.191	193.2	13:45:24.511	5		2:07.579	48.446	43.364	35.769	175.0	13:48:34.069
6		2:09.830 P	44.263	39.223	46.344	197.4	13:47:34.341	6		2:07.140	47.814	42.869	36.457	185.2	13:50:41.209
7		3:25.146	2:12.180	41.140	31.826	110.7	13:50:59.487	7		2:07.570	47.742	42.497	37.331	185.2	13:52:48.779
8		1:55.626	43.670	40.050	31.906	204.1	13:52:55.113	8		2:21.355	54.460	48.551	38.344	171.9	13:55:10.134
9		1:57.349	44.495	40.334	32.520	165.1	13:54:52.462	9		2:08.632	48.102	43.652	36.878	185.8	13:57:18.766
10		1:54.282	<b>43.605</b>	38.824	31.853	204.1	13:56:46.744	10		2:10.412	48.191	43.569	38.652	183.0	13:59:29.178
11		1:56.146	44.664	39.545	31.937	201.1	13:58:42.890	11		2:17.284	54.735	44.907	37.642	133.9	14:01:46.462
12		1:53.957	43.851	38.337	31.769	193.5	14:00:36.847	12		2:10.259	48.467	44.180	37.612	175.6	14:03:56.721
13		1:59.767	47.921	40.214	31.632	193.8	14:02:36.614	13		2:47.999	59.623	59.771	48.605	135.3	14:06:44.720
14		<del>2:07.416</del> P	43.640	38.227	45.549	197.0	14:04:44.030	14		2:26.545	1:03.428	45.984	37.133	89.1	14:09:11.265
15		3:52.776	2:29.326	49.908	33.542	106.0	14:08:36.806	15		2:08.063	48.545	43.088	36.430	180.3	14:11:19.328
16		1:57.446	46.549	38.902	31.995	185.5	14:10:34.252	16		2:05.992	47.812	42.558	35.622	185.5	14:13:25.320
17		1:53.915	43.670	38.244	32.001	189.8	14:12:28.167	17		<b>2:05.270</b>	<b>47.262</b>	<b>42.488</b>	<b>35.520</b>	187.5	14:15:30.590
18		1:54.873	43.858	38.840	32.175	195.6	14:14:23.040	18		2:40.979 P	57.923	52.369	50.687	135.5	14:18:11.569
19		<b>1:53.325</b>	43.775	<b>37.924</b>	<b>31.626</b>	201.8	14:16:16.365								
20		2:35.683 P	46.313	52.015	57.355	174.7	14:18:52.048								

# 290

Miguel Lobo

Shelby Cobra Daytona Coupé

# 337

Piero dal Maso

Porsche 911 2.5 ST

INV \*

Antunes Motorsport

H-1971

José Carvalhosa

Garagem João Gomes

Lap	D	Time	Sector 1	Sector 2	Sector 3	T. Spd	Elapsed	Lap	D	Time	Sector 1	Sector 2	Sector 3	T. Spd	Elapsed
1		13:37:28.041	13:36:03.875	48.824	35.342	75.2	13:37:28.041	1		13:39:03.077	13:37:38.095	47.204	37.778	65.5	13:39:03.077
2		1:54.543	43.752	38.540	32.251	198.8	13:39:22.584	2		2:11.370	53.248	42.524	35.598	158.5	13:41:14.447
3		1:57.067	44.422	38.363	34.282	189.1	13:41:19.651	3		2:07.321	50.655	41.756	34.910	163.1	13:43:21.768
4		1:58.363	43.967	40.800	33.596	195.6	13:43:18.014	4		2:03.106	47.253	40.731	35.122	188.1	13:45:24.874
5		2:03.445 P	43.041	37.870	42.534	195.6	13:45:21.459	5		2:02.555	46.695	41.119	34.741	192.1	13:47:27.429
6		5:14.731	3:52.997	48.147	33.587	83.5	13:50:36.190	6		2:15.517 P	47.058	42.708	45.751	184.3	13:49:42.946
7		1:53.977	<b>42.941</b>	38.700	32.336	203.0	13:52:30.167	7		4:06.408	2:48.788	42.943	34.677	89.7	13:53:49.354
8		1:58.452	46.855	39.516	32.081	188.8	13:54:28.619	8		2:00.030	46.621	40.185	33.224	172.2	13:55:49.384
9		1:52.488	43.541	37.571	31.376	182.4	13:56:21.107	9		2:01.427	45.985	41.241	34.201	174.7	13:57:50.811
10		2:21.278	52.025	55.501	33.752	165.3	13:58:42.385	10		2:00.310	46.536	<b>39.835</b>	33.939	169.8	13:59:51.121
11		<b>1:51.476</b>	43.121	<b>37.115</b>	<b>31.240</b>	194.2	14:00:33.861	11		1:59.502	46.233	40.316	<b>32.953</b>	184.9	14:01:50.623
12		2:29.562 P	53.118	52.311	44.133	177.3	14:03:03.423	12		<b>1:58.745</b>	<b>45.451</b>	40.124	33.170	183.0	14:03:49.368
								13		<del>2:46.896</del>	50.470	45.482	39.943	144.5	14:06:05.263
								14		2:39.437 P	59.081	51.235	49.121	110.5	14:08:44.700
								15		4:19.367	2:54.080	51.020	34.267	71.0	14:13:04.067
								16		1:59.536	46.399	40.060	33.077	176.1	14:15:03.603
								17		2:32.570 P	55.116	47.366	50.088	142.4	14:17:36.173

# 366

Guillaume Huber

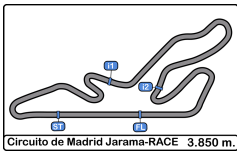
Ford Mustang

H-1965

Calvin Motors

Lap	D	Time	Sector 1	Sector 2	Sector 3	T. Spd	Elapsed
1		13:38:01.605	13:36:38.062	47.815	35.728	94.3	13:38:01.605
2		2:10.487	50.796	45.316	34.375	151.8	13:40:12.092
3		2:02.460	46.174	41.673	34.613	180.9	13:42:14.552
4		2:04.093	46.199	41.448	36.446	187.5	13:44:18.645
5		2:02.669	45.959	41.636	35.074	184.3	13:46:21.314
6		2:10.819 P	48.214	40.473	42.132	169.8	13:48:32.133
7		3:04.288	1:50.304	40.631	<b>33.353</b>	85.1	13:51:36.421
8		2:02.687	46.089	42.880	33.718	191.1	13:53:39.108
9		2:05.030	48.594	42.465	33.971	186.2	13:55:44.138
10		<b>1:58.635</b>	<b>45.750</b>	<b>39.516</b>	33.369	192.5	13:57:42.773
11		2:13.490 P	46.754	41.267	45.469	176.4	13:59:56.263





# Circuito de Madrid Jarama - RACE

## Iberian Historic Endurance

### Qualifying

#### Tiempos Por Vuelta



367

Ralf Huber

Bizzarrini 5300 GT

H-1965

Calvin Motors

Lap	D	Time	Sector 1	Sector 2	Sector 3	T. Spd	Elapsed
1		13:38:10.080	13:36:44.743	47.407	37.930	83.6	13:38:10.080
2		2:08.682	49.163	43.906	35.613	156.7	13:40:18.762
3		2:10.454	49.490	46.502	34.462	153.8	13:42:29.216
4		2:07.932	48.791	44.743	34.398	152.1	13:44:37.148
5		2:22.201 P	48.548	45.144	48.509	148.3	13:46:59.349
6		3:51.890	2:33.620	42.686	35.584	87.9	13:50:51.239
7		2:03.216	46.883	41.862	34.471	163.3	13:52:54.455
8		2:08.032	50.423	42.588	35.021	148.5	13:55:02.487
9		2:22.613 P	49.835	43.140	49.638	144.0	13:57:25.100

545

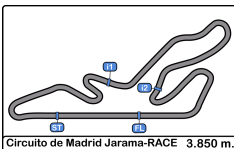
François Guerin

BMW 1600 ti

H-1971

RP Motorsport

Lap	D	Time	Sector 1	Sector 2	Sector 3	T. Spd	Elapsed
1		13:39:16.164	13:37:43.492	53.137	39.535	73.6	13:39:16.164
2		2:11.745	50.555	44.854	36.336	164.1	13:41:27.909
3		2:09.180	49.324	43.789	36.067	174.1	13:43:37.089
4		2:26.747	49.617	1:00.352	36.778	170.3	13:46:03.836
5		2:10.707	49.684	44.689	36.334	167.1	13:48:14.543
6		2:23.294 P	50.146	44.133	49.015	170.8	13:50:37.837
7		3:54.651	2:31.687	45.930	37.034	74.6	13:54:32.488
8		2:09.896	49.537	43.774	36.585	169.2	13:56:42.384
9		3:04.606 P	59.032	1:10.846	54.728	163.6	13:59:46.990



# Circuito de Madrid Jarama - RACE

## Iberian Historic Endurance

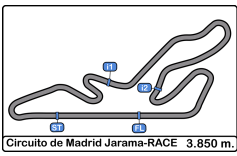
### Qualifying

#### Mejores Sectores



Sector - 1			Sector - 2			Sector - 3			Ideal Lap vs Best Lap		
Clas	Nº Driver	Time	Nº Driver	Time	Nº Driver	Time	Clas	Nº Driver	Ideal Lap	Best Lap	Clas
1	5 Paulo Lima	41.931	5 Paulo Lima	36.903	5 Paulo Lima	30.718	1	5 Paulo Lima	1:49.552	1:49.658	1
2	176 Eduardo Davila Vega	42.385	10 Max Huber	37.061	176 Eduardo Davila Vega	30.949	2	176 Eduardo Davila Vega	1:50.622	1:51.309	3
3	123 Bruno Santos	42.483	290 Miguel Lobo	37.115	123 Bruno Santos	31.043	3	123 Bruno Santos	1:50.973	1:51.023	2
4	290 Miguel Lobo	42.941	176 Eduardo Davila Vega	37.288	10 Max Huber	31.218	4	290 Miguel Lobo	1:51.296	1:51.476	4
5	44 Cláudio Vieira	43.175	123 Bruno Santos	37.447	290 Miguel Lobo	31.240	5	10 Max Huber	1:51.685	1:52.133	5
6	10 Max Huber	43.406	269 Audi - Muytjens	37.479	44 Cláudio Vieira	31.573	6	44 Cláudio Vieira	1:52.791	1:52.923	7
7	273 Laurent Jaspers	43.605	273 Laurent Jaspers	37.924	273 Laurent Jaspers	31.626	7	269 Audi - Muytjens	1:52.865	1:52.865	6
8	269 Audi - Muytjens	43.643	44 Cláudio Vieira	38.043	269 Audi - Muytjens	31.743	8	273 Laurent Jaspers	1:53.155	1:53.325	8
9	83 Duarte - Silva Jesus	43.650	83 Duarte - Silva Jesus	38.317	83 Duarte - Silva Jesus	32.253	9	83 Duarte - Silva Jesus	1:54.220	1:55.182	9
10	75 Carlos Brizido	44.433	75 Carlos Brizido	38.624	7 Rueda Ortiz - Rueda Muñoz	32.755	10	75 Carlos Brizido	1:55.903	1:56.702	10
11	7 Rueda Ortiz - Rueda Muñoz	44.808	132 Alonso Catalá - Antonio Zorrilla	39.147	75 Carlos Brizido	32.846	11	132 Alonso Catalá - Antonio Zorrilla	1:56.926	1:57.374	11
12	132 Alonso Catalá - Antonio Zorrilla	44.890	33 S. Coutinho - Petiz	39.237	33 S. Coutinho - Petiz	32.858	12	33 S. Coutinho - Petiz	1:57.268	1:57.790	13
13	33 S. Coutinho - Petiz	45.173	366 Guillaume Huber	39.516	132 Alonso Catalá - Antonio Zorrilla	32.889	13	7 Rueda Ortiz - Rueda Muñoz	1:57.606	1:57.659	12
14	337 dal Maso - Carvalhosa - dal Maso	45.451	337 dal Maso - Carvalhosa - dal Maso	39.835	337 dal Maso - Carvalhosa - dal Maso	32.953	14	337 dal Maso - Carvalhosa - dal Maso	1:58.239	1:58.745	15
15	174 Castro Ortega - Lanchares Alonso	45.730	7 Rueda Ortiz - Rueda Muñoz	40.043	366 Guillaume Huber	33.353	15	366 Guillaume Huber	1:58.619	1:58.635	14
16	366 Guillaume Huber	45.750	47 Diaz-Rincon - Santos	40.736	16 Damien Kohler	33.355	16	16 Damien Kohler	2:00.102	2:08.335	29
17	16 Damien Kohler	45.880	16 Damien Kohler	40.867	102 Thierry Lafont	33.717	17	174 Castro Ortega - Lanchares Alonso	2:00.812	2:01.795	16
18	55 Daniels - Palttala	46.429	146 Rascagneres - Peyrat - Mantz	41.067	174 Castro Ortega - Lanchares Alonso	33.970	18	102 Thierry Lafont	2:02.002	2:02.997	17
19	28 P-A Forsvall	46.454	174 Castro Ortega - Lanchares Alonso	41.112	34 M. Santos - A. Santos	34.232	19	28 P-A Forsvall	2:02.190	2:03.246	19
20	102 Thierry Lafont	46.517	28 P-A Forsvall	41.350	153 Manuel Gonzalez de la Torre	34.257	20	47 Diaz-Rincon - Santos	2:02.601	2:03.484	21
21	367 Ralf Huber	46.883	153 Manuel Gonzalez de la Torre	41.571	28 P-A Forsvall	34.386	21	367 Ralf Huber	2:03.143	2:03.216	18
22	1 Freitas - Velasco Baisse	46.953	34 M. Santos - A. Santos	41.626	367 Ralf Huber	34.398	22	153 Manuel Gonzalez de la Torre	2:03.143	2:04.181	24
23	327 Nunes - dal Maso - Carvalhosa	47.262	102 Thierry Lafont	41.768	146 Rascagneres - Peyrat - Mantz	34.403	23	34 M. Santos - A. Santos	2:03.263	2:03.263	20
24	153 Manuel Gonzalez de la Torre	47.315	367 Ralf Huber	41.862	47 Diaz-Rincon - Santos	34.432	24	146 Rascagneres - Peyrat - Mantz	2:03.676	2:06.350	26
25	34 M. Santos - A. Santos	47.405	1 Freitas - Velasco Baisse	41.916	55 Daniels - Palttala	34.513	25	55 Daniels - Palttala	2:03.689	2:03.870	23
26	47 Diaz-Rincon - Santos	47.433	216 Jorge Guimarães	42.366	1 Freitas - Velasco Baisse	34.827	26	1 Freitas - Velasco Baisse	2:03.696	2:03.843	22
27	216 Jorge Guimarães	48.054	327 Nunes - dal Maso - Carvalhosa	42.488	327 Nunes - dal Maso - Carvalhosa	35.520	27	327 Nunes - dal Maso - Carvalhosa	2:05.270	2:05.270	25
28	146 Rascagneres - Peyrat - Mantz	48.206	55 Daniels - Palttala	42.747	138 Beynat - Bouchon	35.629	28	216 Jorge Guimarães	2:06.091	2:06.970	27
29	165 Fabrice Bernollin	48.506	67 Jerome Quiot	43.055	216 Jorge Guimarães	35.671	29	67 Jerome Quiot	2:08.113	2:08.113	28
30	138 Beynat - Bouchon	49.085	545 François Guerin	43.774	67 Jerome Quiot	35.726	30	138 Beynat - Bouchon	2:08.813	2:10.179	31
31	545 François Guerin	49.324	138 Beynat - Bouchon	44.099	545 François Guerin	36.067	31	165 Fabrice Bernollin	2:09.038	2:11.652	32
32	67 Jerome Quiot	49.332	165 Fabrice Bernollin	44.386	165 Fabrice Bernollin	36.146	32	545 François Guerin	2:09.165	2:09.180	30
33	23 Vincent Tourneur	49.977	23 Vincent Tourneur	44.413	221 Velez-Grilo - Velez-Grilo	36.327	33	221 Velez-Grilo - Velez-Grilo	2:11.694	2:11.904	33
34	158 Aubert - Bruzas	50.648	221 Velez-Grilo - Velez-Grilo	44.424	23 Vincent Tourneur	37.329	34	23 Vincent Tourneur	2:11.719	2:12.694	34
35	221 Velez-Grilo - Velez-Grilo	50.943	158 Aubert - Bruzas	45.809	158 Aubert - Bruzas	37.540	35	158 Aubert - Bruzas	2:13.997	2:14.766	35
36	82 Fabiano Vivacqua	54.025	82 Fabiano Vivacqua	48.949	82 Fabiano Vivacqua	40.235	36	82 Fabiano Vivacqua	2:23.209	2:25.292	36





**Circuito de Madrid Jarama - RACE**

**Iberian Historic Endurance**

**Qualifying**

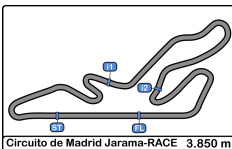
**Mejores Sectores**



		Sector - 1		Sector - 2		Sector - 3		Ideal Lap vs Best Lap			
Clas	Nº Driver	Time	Nº Driver	Time	Nº Driver	Time	Clas	Nº Driver	Ideal Lap	Best Lap	Clas
37	107 Garcia Revenga - López Garcia -	58.442	107 Garcia Revenga - López Garcia -	53.705	107 Garcia Revenga - López Garcia -	43.069	37	107 Garcia Revenga - López Garcia -	2:35.216	2:33.997	37







# Circuito de Madrid Jarama - RACE

## Iberian Historic Endurance

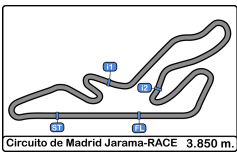
### Qualifying

#### 5 Mejores Tiempos



Cl	Nº Team	Driver - 1	Driver - 2	Vehicle	Cat	Cl	Best 1		Best 2		Best 3		Best 4		Best 5	
							Time	Lap	Time	Lap	Time	Lap	Time	Lap	Time	Lap
1	5 Paulo Lima	Paulo Lima		Ford GT40	GTP & SC	1	1:49.658	17	1:50.443	9	1:50.733	6	1:51.281	15	1:51.454	4
2	123 Bruno Santos	Bruno Santos		Porsche 911 3.0 RS	H-1976	1	1:51.023	7	1:51.545	12	1:52.518	5	1:54.364	2	1:58.276	4
3	176 AECD	Eduardo Davila Vega		Porsche 911 3.0 RS	H-1976	2	1:51.309	12	1:52.190	7	1:52.885	3	1:53.617	11	1:53.664	8
4	290 Miguel Lobo	Miguel Lobo		Shelby Cobra Daytona Coupé	INV *	1	1:51.476	11	1:52.488	9	1:53.977	7	1:54.543	2	1:57.067	3
5	10 Max Huber	Max Huber		Shelby Cobra	H-1965	1	1:52.133	17	1:53.047	14	1:53.521	7	1:53.639	4	1:54.016	3
6	269 Olivier Muytjens	Grégoire Audi	Olivier Muytjens	Shelby Cobra Daytona	H-1965	2	1:52.865	14	1:54.947	16	1:55.927	15	1:55.955	8	1:56.155	13
7	44 Cláudio Vieira	Cláudio Vieira		Porsche 911 3.0 RS	H-1976	3	1:52.923	12	1:54.159	2	1:54.402	11	1:55.111	5	1:55.329	10
8	273 Laurent Jaspers	Laurent Jaspers		Jaguar E-Type 63	H-1965	3	1:53.325	19	1:53.915	17	1:53.957	12	1:54.282	10	1:54.873	18
9	83 Bruno Duarte	Bruno Duarte	Filipe Silva Jesus	Porsche 911 RS 3.0	H-1976	4	1:55.182	8	1:56.865	5	1:57.310	3	1:57.636	7	1:58.387	17
10	75 Carlos Brizido	Carlos Brizido		Porsche 911 3.0 RS	H-1976	5	1:56.702	17	1:56.718	18	1:56.901	7	1:57.134	12	1:57.681	19
11	132 AECD	Juan Alonso Catalá	Jose Antonio Zorrilla	Porsche 911 3.0 RS	H-1976	6	1:57.374	2	1:58.190	3	1:58.345	6	1:58.661	12	1:58.754	9
12	7 Clasicos Madrid	José Rueda Ortiz	Pablo Rueda Muñoz	Elva MK7	GTP & SC	2	1:57.659	5	1:58.306	4	1:58.700	17	1:59.433	16	2:00.195	3
13	33 Domingos S. Coutinho	Domingos S. Coutinho	Alcides Petiz	BMW 2800 CS	H-1971	1	1:57.790	9	1:57.792	6	1:58.883	4	1:59.549	5	1:59.580	7
14	366 Guillaume Huber	Guillaume Huber		Ford Mustang	H-1965	4	1:58.635	10	2:02.460	3	2:02.669	5	2:02.687	8	2:04.093	4
15	337 Piero dal Maso	Piero dal Maso	José Carvalhosa	Porsche 911 2.5 ST	H-1971	2	1:58.745	12	1:59.502	11	1:59.536	16	2:00.030	8	2:00.310	10
16	174 António Castro Ortega	António Castro Ortega	Angel Lanchares Alonso	Porsche 2.5 ST	H-1971	3	2:01.795	6	2:02.462	8	2:04.329	5	2:06.090	7	2:11.859	4
17	102 Thierry Lafont	Thierry Lafont		AC Cobra 289	H-1965	5	2:02.997	10	2:03.455	5	2:03.917	8	2:04.340	11	2:04.488	12
18	367 Ralf Huber	Ralf Huber		Bizzarrini 5300 GT	H-1965	6	2:03.216	7	2:07.932	4	2:08.032	8	2:08.682	2	2:10.454	3
19	28 P-A Forsvall	P-A Forsvall		Lotus Elan	H-1965	7	2:03.246	18	2:04.135	15	2:04.280	12	2:04.725	11	2:05.016	6
20	34 Carlos M. Santos	Carlos M. Santos	Carlos A. Santos	Ford Escort RS 2000	H-1976	7	2:03.263	3	2:05.967	4	2:13.282	5	2:14.459	8	2:19.968	7
21	47 Escuderia Madrid Historicos	Roberto Diaz-Rincon	Jorge Santos	Alfa Romeo 1750 GTAm	H-1971	4	2:03.484	5	2:04.125	17	2:04.363	16	2:04.391	10	2:04.676	15
22	1 AECD	Francisco Freitas	Guillermo Velasco Baisse	Porsche 356 SC	H-1965	8	2:03.843	12	2:05.836	11	2:15.125	7	2:16.633	6	2:20.965	13
23	55 Paul Daniels	Paul Daniels	Markus Palttala	Porsche 911 2.8 RSR	H-1976	8	2:03.870	16	2:05.122	11	2:05.841	15	2:05.917	8	2:07.247	9
24	153 AECD	Manuel Gonzalez de la Torre		Porsche 914/6	H-1971	5	2:04.181	8	2:04.876	3	2:04.883	2	2:04.890	10	2:07.449	9
25	327 Nuno Nunes	Nuno Nunes	Piero dal Maso	Porsche 911 SWB	GDS	1	2:05.270	17	2:05.992	16	2:07.140	6	2:07.570	7	2:07.579	5
26	146 Xavier Rascagneres	Xavier Rascagneres	Jérôme Peyrat	Lotus 23B	GTP & SC	3	2:06.350	6	2:07.514	5	2:13.928	2	2:20.146	7	2:36.662	3
27	216 Jorge Guimarães	Jorge Guimarães		Volvo 121	H-1971	6	2:06.970	15	2:07.481	11	2:07.552	12	2:09.058	10	2:09.089	5
28	67 Jerome Quiot	Jerome Quiot		Lotus Cortina	GDS	2	2:08.113	9	2:09.975	15	2:11.092	10	2:11.107	5	2:11.513	7
29	16 Damien Kohler	Damien Kohler		Lotus Elan	H-1965	9	2:08.335	2	3:19.269	3						
30	545 François Guerin	François Guerin		BMW 1600 ti	H-1971	7	2:09.180	3	2:09.896	8	2:10.707	5	2:11.745	2	2:23.294	6
31	138 Sydney Beynat	Sydney Beynat	Alexandre Bouchon	Alfa Romeo GT Am	H-1971	8	2:10.179	10	2:10.509	16	2:10.754	13	2:10.783	14	2:11.020	15
32	165 Fabrice Bernollin	Fabrice Bernollin		Shelby Daytona Cobra 4700	H-1965	10	2:11.652	3	2:11.794	9	2:13.978	4	2:13.990	2	2:14.753	5
33	221 Alberto Velez-Grilo	Alberto Velez-Grilo	Tomaz Velez-Grilo	BMW 1800 TiSA	GDS	3	2:11.904	16	2:12.380	15	2:13.269	9	2:14.555	14	2:14.874	10
34	23 Vincent Tourneur	Vincent Tourneur		Porsche 911 SWB	GDS	4	2:12.694	9	2:13.006	16	2:13.283	11	2:13.324	15	2:13.351	10
35	158 Martin Aubert	Martin Aubert	Adam Bruzas	Lotus Elite	GDS	5	2:14.766	11	2:14.870	13	2:15.060	12	2:15.062	8	2:26.204	3
36	82 Fabiano Vivacqua	Fabiano Vivacqua		Porsche 356 B	H-1965	11	2:25.292	9	2:25.910	7	2:26.946	8	2:27.828	2	2:29.009	3



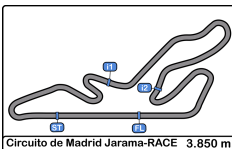


**Circuito de Madrid Jarama - RACE**  
**Iberian Historic Endurance**  
**Qualifying**  
**5 Mejores Tiempos**



Cl	Nº	Team	Driver - 1	Driver - 2	Vehicle	Cat	Cl	Best 1		Best 2		Best 3		Best 4		Best 5	
								Time	Lap	Time	Lap	Time	Lap	Time	Lap	Time	Lap
37	107	Luis Delso Heras	Javier Garcia Revenga	Roberto López Garcia	Alfa Romeo Giulietta	GDS	6	2:33.997	2	2:35.672	3	2:38.147	5	2:39.140	4	2:40.778	12





# Circuito de Madrid Jarama - RACE

## Iberian Historic Endurance

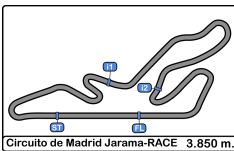
### Qualifying

#### 5 Mejores Velocidades



Cl	Nº Team	Driver - 1	Driver - 2	Vehicle	Cat	Cl	Top 1		Top 2		Top 3		Top 4		Top 5		Avg
							Km/h	Lap	Km/h	Lap	Km/h	Lap	Km/h	Lap	Km/h	Lap	
1	123 Bruno Santos	Bruno Santos		Porsche 911 3.0 RS	H-1976	1	221.7	12	208.0	7	194.2	5	189.8	2	181.8	10	199.1
2	176 AECD	Eduardo Davila Vega		Porsche 911 3.0 RS	H-1976	2	219.9	13	218.1	12	217.7	15	213.0	11	209.3	4	215.6
3	269 Olivier Muytjens	Grégoire Audi	Olivier Muytjens	Shelby Cobra Daytona	H-1965	1	217.3	12	213.4	9	203.3	11	198.1	15	197.8	13	206.0
4	273 Laurent Jaspers	Laurent Jaspers		Jaguar E-Type 63	H-1965	2	209.7	4	204.1	8	204.1	10	201.8	19	201.1	11	204.2
5	83 Bruno Duarte	Bruno Duarte	Filipe Silva Jesus	Porsche 911 RS 3.0	H-1976	3	207.6	8	203.3	3	201.8	7	196.7	6	194.5	17	200.8
6	44 Cláudio Vieira	Cláudio Vieira		Porsche 911 3.0 RS	H-1976	4	206.1	11	201.8	12	200.0	8	195.2	5	194.5	2	199.5
7	5 Paulo Lima	Paulo Lima		Ford GT40	GTP & SC	1	203.7	7	199.6	17	192.8	15	188.4	3	187.8	4	194.5
8	75 Carlos Brizido	Carlos Brizido		Porsche 911 3.0 RS	H-1976	5	203.7	4	203.7	7	201.8	17	197.8	3	195.6	8	200.5
9	132 AECD	Juan Alonso Catalá	Jose Antonio Zorrilla	Porsche 911 3.0 RS	H-1976	6	203.0	16	197.8	17	194.5	6	194.2	12	194.2	18	196.7
10	290 Miguel Lobo	Miguel Lobo		Shelby Cobra Daytona Coupé	INV *	1	203.0	7	198.8	2	195.6	4	195.6	5	194.2	11	197.4
11	10 Max Huber	Max Huber		Shelby Cobra	H-1965	3	192.8	10	191.8	17	191.1	13	190.4	5	190.1	7	191.2
12	366 Guillaume Huber	Guillaume Huber		Ford Mustang	H-1965	4	192.5	10	191.1	8	187.5	4	186.2	9	184.3	5	188.3
13	337 Piero dal Maso	Piero dal Maso	José Carvalhosa	Porsche 911 2.5 ST	H-1971	1	192.1	5	188.1	4	184.9	11	184.3	6	183.0	12	186.5
14	7 Clasicos Madrid	José Rueda Ortiz	Pablo Rueda Muñoz	Elva MK7	GTP & SC	2	188.8	3	185.2	5	180.9	2	179.4	15	178.8	16	182.6
15	174 António Castro Ortega	António Castro Ortega	Angel Lanchares Alonso	Porsche 2.5 ST	H-1971	2	188.4	8	182.1	6	181.8	7	178.2	5	178.2	9	181.7
16	23 Vincent Tourneur	Vincent Tourneur		Porsche 911 SWB	GDS	1	187.8	12	185.8	16	184.3	7	181.2	11	180.9	10	184.0
17	33 Domingos S. Coutinho	Domingos S. Coutinho	Alcides Petiz	BMW 2800 CS	H-1971	3	187.5	6	185.8	9	184.9	7	181.5	5	179.4	8	183.8
18	327 Nuno Nunes	Nuno Nunes	Piero dal Maso	Porsche 911 SWB	GDS	2	187.5	17	185.8	9	185.5	16	185.2	6	185.2	7	185.8
19	102 Thierry Lafont	Thierry Lafont		AC Cobra 289	H-1965	5	186.8	10	184.6	12	181.5	4	181.5	6	176.7	7	182.2
20	153 AECD	Manuel Gonzalez de la Torre		Porsche 914/6	H-1971	4	185.8	4	175.6	10	171.9	11	165.6	2	164.8	6	172.8
21	47 Escuderia Madrid Historicos	Roberto Diaz-Rincon	Jorge Santos	Alfa Romeo 1750 GTAm	H-1971	5	184.9	17	183.6	7	180.0	3	179.4	6	177.0	10	181.0
22	1 AECD	Francisco Freitas	Guillermo Velasco Baisse	Porsche 356 SC	H-1965	6	183.0	12	180.0	11	176.4	13	173.9	6	171.9	5	177.0
23	55 Paul Daniels	Paul Daniels	Markus Palttala	Porsche 911 2.8 RSR	H-1976	7	183.0	16	180.9	7	180.6	3	175.6	2	175.3	10	179.0
24	28 P-A Forsvall	P-A Forsvall		Lotus Elan	H-1965	7	180.3	15	178.5	8	177.3	11	177.3	17	177.3	18	178.1
25	34 Carlos M. Santos	Carlos M. Santos	Carlos A. Santos	Ford Escort RS 2000	H-1976	8	180.3	3	179.1	4	172.8	5	162.8	7	162.8	8	171.5
26	67 Jerome Quiot	Jerome Quiot		Lotus Cortina	GDS	3	180.0	2	179.1	4	178.2	13	175.6	3	171.7	5	176.9
27	216 Jorge Guimarães	Jorge Guimarães		Volvo 121	H-1971	6	180.0	6	180.0	8	178.8	16	176.4	15	174.7	4	178.0
28	146 Xavier Rascagneres	Xavier Rascagneres	Jérôme Peyrat	Lotus 23B	GTP & SC	3	179.1	3	177.3	7	176.4	6	175.3	5	175.0	9	176.6
29	545 François Guerin	François Guerin		BMW 1600 ti	H-1971	7	174.1	3	170.8	6	170.3	4	169.2	8	167.1	5	170.3
30	16 Damien Kohler	Damien Kohler		Lotus Elan	H-1965	8	173.9	2	172.2	4	83.4	3	78.3	1			126.9
31	158 Martin Aubert	Martin Aubert	Adam Bruzas	Lotus Elite	GDS	4	173.9	11	170.3	8	169.5	13	164.3	12	154.5	14	166.5
32	221 Alberto Velez-Grilo	Alberto Velez-Grilo	Tomaz Velez-Grilo	BMW 1800 TiSA	GDS	5	171.7	4	170.0	16	166.6	14	165.1	15	164.6	10	167.6
33	165 Fabrice Bernollin	Fabrice Bernollin		Shelby Daytona Cobra 4700	H-1965	9	170.3	10	169.2	4	165.1	5	162.4	8	161.9	6	165.8
34	138 Sydney Beynat	Sydney Beynat	Alexandre Bouchon	Alfa Romeo GT Am	H-1971	8	168.7	11	166.4	13	164.1	10	162.8	15	161.9	14	164.8
35	367 Ralf Huber	Ralf Huber		Bizzarrini 5300 GT	H-1965	10	163.3	7	156.7	2	153.8	3	152.1	4	148.5	8	154.9
36	82 Fabiano Vivacqua	Fabiano Vivacqua		Porsche 356 B	H-1965	11	159.7	6	158.5	4	157.8	2	157.6	9	155.6	3	157.9





**Circuito de Madrid Jarama - RACE**

**Iberian Historic Endurance**

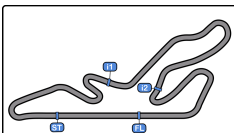
**Qualifying**

**5 Mejores Velocidades**



Cl	Nº Team	Driver - 1	Driver - 2	Vehicle	Cat	Cl	Top 1		Top 2		Top 3		Top 4		Top 5		Avg
							Km/h	Lap	Km/h	Lap	Km/h	Lap	Km/h	Lap	Km/h	Lap	
37	107 Luis Delso Heras	Javier Garcia Revenga	Roberto López Garcia	Alfa Romeo Giulietta	GDS	6	137.9	2	81.2	1							109.5





## Circuito de Madrid Jarama - RACE

### Iberian Historic Endurance

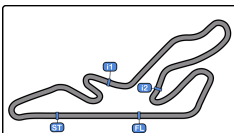
#### Qualifying

#### Secuencia Vueltas Rápidas



Lap	Day Time	Session Time	Nº Team	Driver - 1	Driver - 2	Vehicle	Cat	Time	Km/h
2	13:39:17.575	4:17.575	123 Bruno Santos	Bruno Santos		Porsche 911 3.0 RS	H-1976	<b>1:54.364</b>	121.1
2	13:39:18.489	4:18.489	44 Cláudio Vieira	Cláudio Vieira		Porsche 911 3.0 RS	H-1976	<b>1:54.159</b>	121.4
3	13:41:28.184	6:28.184	10 Max Huber	Max Huber		Shelby Cobra	H-1965	<b>1:54.016</b>	121.5
3	13:42:57.405	7:57.405	176 AECD	Eduardo Davila Vega		Porsche 911 3.0 RS	H-1976	<b>1:52.885</b>	122.7
4	13:43:53.613	8:53.613	5 Paulo Lima	Paulo Lima		Ford GT40	GTP & S	<b>1:51.454</b>	124.3
6	13:47:44.270	12:44.270	5 Paulo Lima	Paulo Lima		Ford GT40	GTP & S	<b>1:50.733</b>	125.1
9	14:00:02.030	25:02.030	5 Paulo Lima	Paulo Lima		Ford GT40	GTP & S	<b>1:50.443</b>	125.4
17	14:16:10.217	41:10.217	5 Paulo Lima	Paulo Lima		Ford GT40	GTP & S	<b>1:49.658</b>	126.3



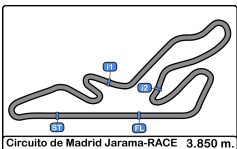


**Circuito de Madrid Jarama - RACE**  
**Iberian Historic Endurance**  
**Qualifying**  
**Mejor Máxima Velocidad del Evento**



Nº	Team	Driver - 1	Driver - 2	Vehicle	Cat	Km/h	Session
123	Bruno Santos	Bruno Santos		Porsche 911 3.0 RS	H-1976	221.7	Qualifying
176	AECD	Eduardo Davila Vega		Porsche 911 3.0 RS	H-1976	219.9	Qualifying
269	Olivier Muytjens	Grégoire Audi	Olivier Muytjens	Shelby Cobra Daytona	H-1965	217.3	Qualifying
273	Laurent Jaspers	Laurent Jaspers		Jaguar E-Type 63	H-1965	209.7	Qualifying
83	Bruno Duarte	Bruno Duarte	Filipe Silva Jesus	Porsche 911 RS 3.0	H-1976	207.6	Qualifying
44	Cláudio Vieira	Cláudio Vieira		Porsche 911 3.0 RS	H-1976	206.1	Qualifying
366	Guillaume Huber	Guillaume Huber		Ford Mustang	H-1965	203.7	Test Colectivo
290	Miguel Lobo	Miguel Lobo		Shelby Cobra Daytona Coupé	INV *	203.7	Test Colectivo
5	Paulo Lima	Paulo Lima		Ford GT40	GTP & SC	203.7	Qualifying
75	Carlos Brizido	Carlos Brizido		Porsche 911 3.0 RS	H-1976	203.7	Qualifying
132	AECD	Juan Alonso Catalá	Jose Antonio Zorrilla	Porsche 911 3.0 RS	H-1976	203.0	Qualifying
102	Thierry Lafont	Thierry Lafont		AC Cobra 289	H-1965	197.4	Test Colectivo
146	Xavier Rascagneres	Xavier Rascagneres	Jérôme Peyrat	Lotus 23B	GTP & SC	196.0	Test Colectivo
10	Max Huber	Max Huber		Shelby Cobra	H-1965	192.8	Qualifying
337	Piero dal Maso	Piero dal Maso	José Carvalhosa	Porsche 911 2.5 ST	H-1971	192.1	Qualifying
7	Clasicos Madrid	José Rueda Ortiz	Pablo Rueda Muñoz	Elva MK7	GTP & SC	188.8	Qualifying
174	António Castro Ortega	António Castro Ortega	Angel Lanchares Alonso	Porsche 2.5 ST	H-1971	188.4	Qualifying
28	P-A Forsvall	P-A Forsvall		Lotus Elan	H-1965	188.1	Test Colectivo
23	Vincent Tourneur	Vincent Tourneur		Porsche 911 SWB	GDS	187.8	Qualifying
33	Domingos S. Coutinho	Domingos S. Coutinho	Alcides Petiz	BMW 2800 CS	H-1971	187.5	Qualifying
327	Nuno Nunes	Nuno Nunes	Piero dal Maso	Porsche 911 SWB	GDS	187.5	Qualifying
153	AECD	Manuel Gonzalez de la Torre		Porsche 914/6	H-1971	185.8	Qualifying
55	Paul Daniels	Paul Daniels	Markus Palttala	Porsche 911 2.8 RSR	H-1976	185.5	Test Colectivo
47	Escuderia Madrid Historicos	Roberto Díaz-Rincon	Jorge Santos	Alfa Romeo 1750 GTAm	H-1971	184.9	Qualifying
1	AECD	Francisco Freitas	Guillermo Velasco Baisse	Porsche 356 SC	H-1965	183.0	Qualifying
34	Carlos M. Santos	Carlos M. Santos	Carlos A. Santos	Ford Escort RS 2000	H-1976	180.3	Qualifying
67	Jerome Quiot	Jerome Quiot		Lotus Cortina	GDS	180.0	Qualifying
216	Jorge Guimarães	Jorge Guimarães		Volvo 121	H-1971	180.0	Qualifying
367	Ralf Huber	Ralf Huber		Bizzarrini 5300 GT	H-1965	177.3	Test Colectivo
545	François Guerin	François Guerin		BMW 1600 ti	H-1971	174.1	Qualifying
16	Damien Kohler	Damien Kohler		Lotus Elan	H-1965	173.9	Qualifying
158	Martin Aubert	Martin Aubert	Adam Bruzas	Lotus Elite	GDS	173.9	Qualifying
221	Alberto Velez-Grilo	Alberto Velez-Grilo	Tomaz Velez-Grilo	BMW 1800 TiSA	GDS	173.3	Test Colectivo
157	Escuderia Clasicos Alcalá	Alfonso García Casares	Ildefonso García Lopez	Porsche 911 S/T	H-1971	171.7	Test Colectivo
165	Fabrice Bernollin	Fabrice Bernollin		Shelby Daytona Cobra 4700	H-1965	170.3	Qualifying
51	Jorge Santos	Jorge Santos	Alcides Petiz	Alfa Romeo GTAm	H-1971	169.2	Test Colectivo
138	Sydney Beynat	Sydney Beynat	Alexandre Bouchon	Alfa Romeo GT Am	H-1971	168.7	Qualifying
82	Fabiano Vivacqua	Fabiano Vivacqua		Porsche 356 B	H-1965	160.0	Test Colectivo





**Circuito de Madrid Jarama - RACE**  
**Iberian Historic Endurance**  
**Qualifying**  
**Mejor Máxima Velocidad del Evento**



<b>Nº</b>	<b>Team</b>	<b>Driver - 1</b>	<b>Driver - 2</b>	<b>Vehicle</b>	<b>Cat</b>	<b>Km/h</b>	<b>Session</b>
107	Luis Delso Heras	Javier Garcia Revenga	Roberto López Garcia	Alfa Romeo Giulietta	GDS	137.9	Qualifying







# Circuito de Madrid Jarama - RACE

## Iberian Historic Endurance

### Qualifying

#### Tiempos Parada en Pit



**1** Francisco Freitas Porsche 356 SC  
 H-1965 Guillermo Velasco Baisse Curated Garage

Nº	In Day Time	In Time	Out Time	Pit Time	T. Pit Time	Handicap	Diff.
1	13:44:32.391	13:44:32.391	13:50:09.248	5:36.857	5:36.857		
2	14:01:37.411	14:01:37.411	14:03:15.852	1:38.441	7:15.298		

**5** Paulo Lima Ford GT40  
 GTP & SC RP Motorsport

Nº	In Day Time	In Time	Out Time	Pit Time	T. Pit Time	Handicap	Diff.
1	13:49:54.874	13:49:54.874	13:56:17.775	6:22.901	6:22.901		

**7** José Rueda Ortiz Elva MK7  
 GTP & SC Pablo Rueda Muñoz Clasicos Madrid

Nº	In Day Time	In Time	Out Time	Pit Time	T. Pit Time	Handicap	Diff.
1	13:50:13.533	13:50:13.533	13:53:01.133	2:47.600	2:47.600		

**16** Damien Kohler Lotus Elan  
 H-1965 GT Classic

Nº	In Day Time	In Time	Out Time	Pit Time	T. Pit Time	Handicap	Diff.
1	13:39:34.063	13:39:34.063	13:40:59.260	1:25.197	1:25.197		

**23** Vincent Tourneur Porsche 911 SWB  
 GDS Garagem João Gomes

Nº	In Day Time	In Time	Out Time	Pit Time	T. Pit Time	Handicap	Diff.
1	13:44:41.704	13:44:41.704	13:46:20.647	1:38.943	1:38.943		

**28** P-A Forsvall Lotus Elan  
 H-1965 Curated Garage

Nº	In Day Time	In Time	Out Time	Pit Time	T. Pit Time	Handicap	Diff.
1	13:45:02.737	13:45:02.737	13:46:44.847	1:42.110	1:42.110		

**33** Domingos S. Coutinho BMW 2800 CS  
 H-1971 Alcides Petiz RP Motorsport

Nº	In Day Time	In Time	Out Time	Pit Time	T. Pit Time	Handicap	Diff.
1	13:56:29.744	13:56:29.744	13:58:17.022	1:47.278	1:47.278		
2	14:06:03.528	14:06:03.528	14:07:33.220	1:29.692	3:16.970		
3	14:11:47.757	14:11:47.757	14:13:48.240	2:00.483	5:17.453		

**34** Carlos M. Santos Ford Escort RS 2000  
 H-1976 Carlos A. Santos Casmotorsport

Nº	In Day Time	In Time	Out Time	Pit Time	T. Pit Time	Handicap	Diff.
1	13:39:01.505	13:39:01.505	13:40:00.131	58.626	58.626		
2	13:48:25.650	13:48:25.650	13:50:19.652	1:54.002	2:52.628		
3	13:59:33.198	13:59:33.198	14:00:32.179	58.981	3:51.609		

**44** Cláudio Vieira Porsche 911 3.0 RS  
 H-1976 Aurora Motorsport

Nº	In Day Time	In Time	Out Time	Pit Time	T. Pit Time	Handicap	Diff.
1	13:47:28.494	13:47:28.494	13:50:31.077	3:02.583	3:02.583		
2	13:54:47.343	13:54:47.343	14:08:54.044	14:06.701	17:09.284		

**47** Roberto Diaz-Rincon Alfa Romeo 1750 GTAm  
 H-1971 Jorge Santos RP Motorsport

Nº	In Day Time	In Time	Out Time	Pit Time	T. Pit Time	Handicap	Diff.
1	13:53:13.529	13:53:13.529	13:56:18.764	3:05.235	3:05.235		

**55** Paul Daniels Porsche 911 2.8 RSR  
 H-1976 Markus Palttala JWA Racing

Nº	In Day Time	In Time	Out Time	Pit Time	T. Pit Time	Handicap	Diff.
1	13:47:53.264	13:47:53.264	13:50:17.916	2:24.652	2:24.652		
2	14:05:40.031	14:05:40.031	14:08:35.095	2:55.064	5:19.716		

**67** Jerome Quiot Lotus Cortina  
 GDS Jerome Quiot

Nº	In Day Time	In Time	Out Time	Pit Time	T. Pit Time	Handicap	Diff.
1	13:54:32.384	13:54:32.384	13:57:26.811	2:54.427	2:54.427		

**75** Carlos Brizido Porsche 911 3.0 RS  
 H-1976 Dr. Bayard / MRauto

Nº	In Day Time	In Time	Out Time	Pit Time	T. Pit Time	Handicap	Diff.
1	13:54:00.776	13:54:00.776	13:55:40.550	1:39.774	1:39.774		

**83** Bruno Duarte Porsche 911 RS 3.0  
 H-1976 Filipe Silva Jesus Garagem João Gomes / LCSS

Nº	In Day Time	In Time	Out Time	Pit Time	T. Pit Time	Handicap	Diff.
1	13:54:43.293	13:54:43.293	13:56:48.017	2:04.724	2:04.724		

**123** Bruno Santos Porsche 911 3.0 RS  
 H-1976 Aurora Motorsport

Nº	In Day Time	In Time	Out Time	Pit Time	T. Pit Time	Handicap	Diff.
1	13:51:19.932	13:51:19.932	14:01:33.030	10:13.098	10:13.098		
2	14:05:48.240	14:05:48.240	14:08:47.586	2:59.346	13:12.444		

**132** Juan Alonso Catalá Porsche 911 3.0 RS  
 H-1976 Jose Antonio Zorrilla Eficar Team

Nº	In Day Time	In Time	Out Time	Pit Time	T. Pit Time	Handicap	Diff.
1	13:50:54.521	13:50:54.521	13:53:51.941	2:57.420	2:57.420		

**138** Sydney Beynat Alfa Romeo GT Am  
 H-1971 Alexandre Bouchon GT Classic

Nº	In Day Time	In Time	Out Time	Pit Time	T. Pit Time	Handicap	Diff.
1	13:53:57.810	13:53:57.810	13:55:57.289	1:59.479	1:59.479		

**146** Xavier Rascagneres Lotus 23B  
 GTP & SC Jérôme Peyrat Racing Car Mews

Nº	In Day Time	In Time	Out Time	Pit Time	T. Pit Time	Handicap	Diff.
1	13:42:56.708	13:42:56.708	13:49:26.644	6:29.936	6:29.936		
2	13:57:58.951	13:57:58.951	14:00:33.609	2:34.658	9:04.594		

**153** Manuel Gonzalez de la Torre Porsche 914/6  
 H-1971 Curated Garage

Nº	In Day Time	In Time	Out Time	Pit Time	T. Pit Time	Handicap	Diff.
1	13:45:53.185	13:45:53.185	13:47:51.160	1:57.975	1:57.975		
2	13:52:31.169	13:52:31.169	13:54:05.150	1:33.981	3:31.956		

**158** Martin Aubert Lotus Elite  
 GDS Adam Bruzas

Nº	In Day Time	In Time	Out Time	Pit Time	T. Pit Time	Handicap	Diff.
1	13:57:33.841	13:57:33.841	13:59:47.664	2:13.823	2:13.823		

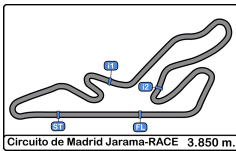
**165** Fabrice Bernollin Shelby Daytona Cobra 4700  
 H-1965

Nº	In Day Time	In Time	Out Time	Pit Time	T. Pit Time	Handicap	Diff.
1	13:49:42.552	13:49:42.552	13:52:47.755	3:05.203	3:05.203		

**176** Eduardo Davila Vega Porsche 911 3.0 RS  
 H-1976 VDC Competición

Nº	In Day Time	In Time	Out Time	Pit Time	T. Pit Time	Handicap	Diff.
1	13:47:27.238	13:47:27.238	13:49:11.918	1:44.680	1:44.680		
2	14:04:49.643	14:04:49.643	14:11:31.406	6:41.763	8:26.443		





# Circuito de Madrid Jarama - RACE

## Iberian Historic Endurance

### Qualifying

#### Tiempos Parada en Pit



**216** Jorge Guimarães Volvo 121

H-1971 Jorge Guimarães

Nº	In Day Time	In Time	Out Time	Pit Time	T. Pit Time	Handicap	Diff.
1	13:53:06.867	13:53:06.867	13:54:46.179	1:39.312	1:39.312		

**221** Alberto Velez-Grilo BMW 1800 TiSA

GDS Tomaz Velez-Grilo Garagem João Gomes

Nº	In Day Time	In Time	Out Time	Pit Time	T. Pit Time	Handicap	Diff.
1	13:51:54.918	13:51:54.918	13:54:41.851	2:46.933	2:46.933		

**269** Grégoire Audi Shelby Cobra Daytona

H-1965 Olivier Muytjens HY Racing

Nº	In Day Time	In Time	Out Time	Pit Time	T. Pit Time	Handicap	Diff.
1	13:48:20.989	13:48:20.989	13:50:02.959	1:41.970	1:41.970		
2	13:56:03.067	13:56:03.067	13:58:39.862	2:36.795	4:18.765		

**273** Laurent Jaspers Jaguar E-Type 63

H-1965 JAC Motors Team

Nº	In Day Time	In Time	Out Time	Pit Time	T. Pit Time	Handicap	Diff.
1	13:47:30.053	13:47:30.053	13:49:06.043	1:35.990	1:35.990		
2	14:04:39.668	14:04:39.668	14:06:28.427	1:48.759	3:24.749		

**290** Miguel Lobo Shelby Cobra Daytona Coupé

INV \* Antunes Motorsport

Nº	In Day Time	In Time	Out Time	Pit Time	T. Pit Time	Handicap	Diff.
1	13:45:17.451	13:45:17.451	13:48:24.905	3:07.454	3:07.454		

**327** Nuno Nunes Porsche 911 SWB

GDS Piero dal Maso Garagem João Gomes

Nº	In Day Time	In Time	Out Time	Pit Time	T. Pit Time	Handicap	Diff.
1	13:42:18.691	13:42:18.691	13:44:09.290	1:50.599	1:50.599		

**337** Piero dal Maso Porsche 911 2.5 ST

H-1971 José Carvalhosa Garagem João Gomes

Nº	In Day Time	In Time	Out Time	Pit Time	T. Pit Time	Handicap	Diff.
1	13:49:38.784	13:49:38.784	13:51:44.657	2:05.873	2:05.873		
2	14:08:39.393	14:08:39.393	14:10:50.009	2:10.616	4:16.489		

**366** Guillaume Huber Ford Mustang

H-1965 Calvin Motors

Nº	In Day Time	In Time	Out Time	Pit Time	T. Pit Time	Handicap	Diff.
1	13:48:28.282	13:48:28.282	13:49:36.669	1:08.387	1:08.387		

**367** Ralf Huber Bizzarrini 5300 GT

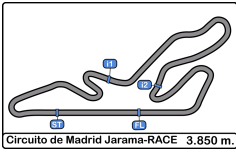
H-1965 Calvin Motors

Nº	In Day Time	In Time	Out Time	Pit Time	T. Pit Time	Handicap	Diff.
1	13:46:54.093	13:46:54.093	13:48:45.413	1:51.320	1:51.320		

**545** François Guerin BMW 1600 ti

H-1971 RP Motorsport

Nº	In Day Time	In Time	Out Time	Pit Time	T. Pit Time	Handicap	Diff.
1	13:50:32.365	13:50:32.365	13:52:22.426	1:50.061	1:50.061		



# Circuito de Madrid Jarama - RACE

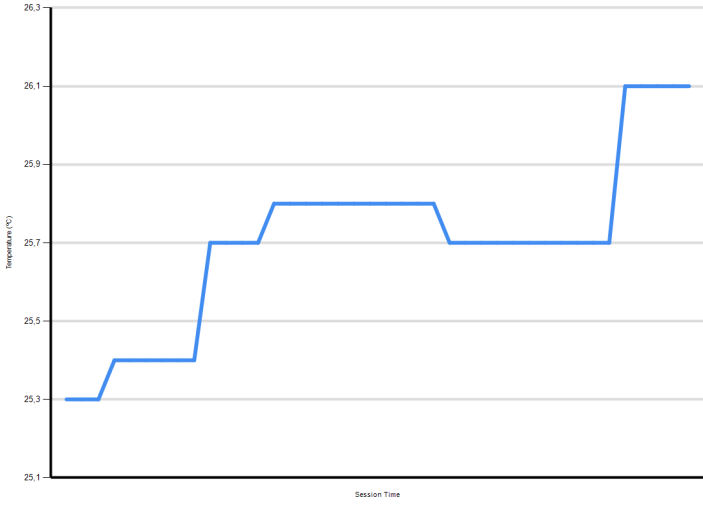
## Iberian Historic Endurance

### Qualifying

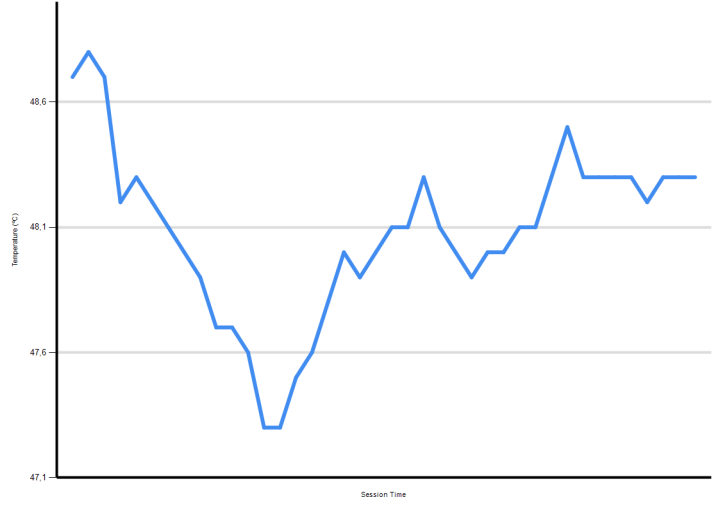
#### Informe Meteorológico



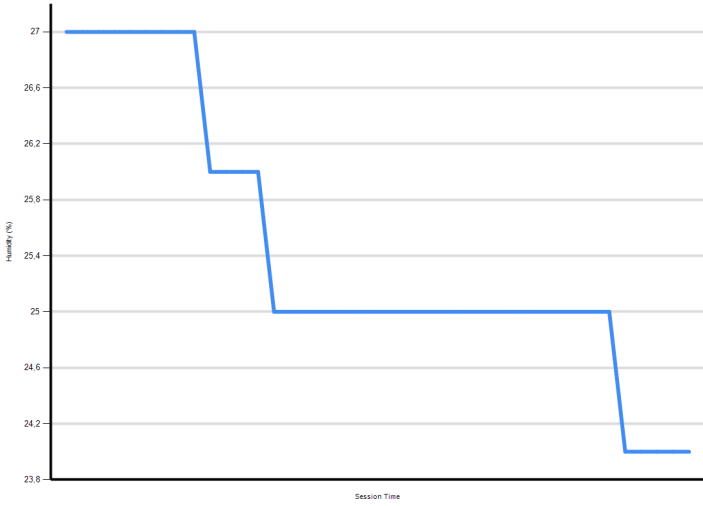
Air Temperature




Track Temperature



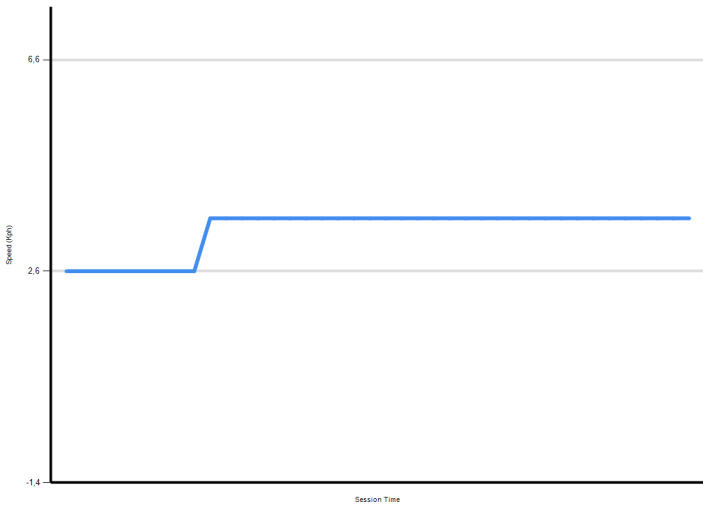
Humidity



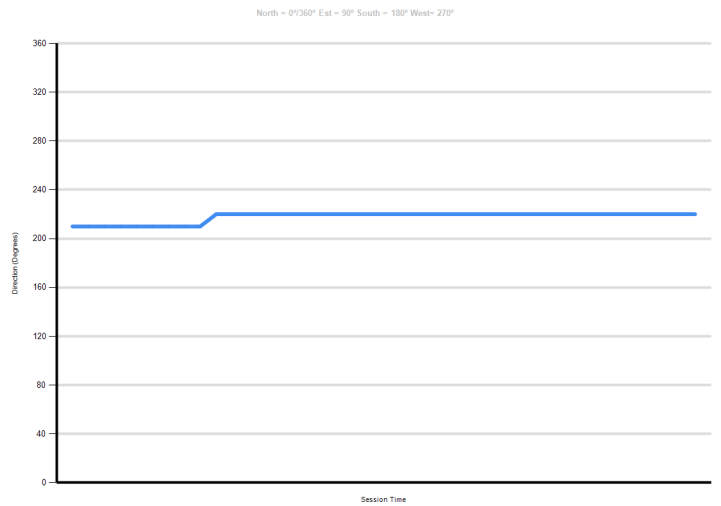
Pressure

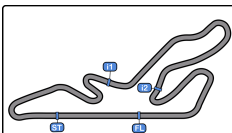


Wind Speed



Wind direction





# Circuito de Madrid Jarama - RACE

## Iberian Historic Endurance

### Qualifying

### Resultados Finales



Cls	Nº	Team	Driver - 1	Driver - 2	Vehicle	Cat	Cls	Laps	Best	Time	Gap	Interval	Km/h
1	5	Paulo Lima	Paulo Lima		Ford GT40	GTP & SC	1	18	17	1:49.658			126.3
2	123	Bruno Santos	Bruno Santos		Porsche 911 3.0 RS	H-1976	1	13	7	1:51.023	1.365	1.365	124.8
3	176	AECD	Eduardo Davila Vega		Porsche 911 3.0 RS	H-1976	2	16	12	1:51.309	1.651	0.286	124.5
4	290	Miguel Lobo	Miguel Lobo		Shelby Cobra Daytona Coupé	INV *	1	12	11	1:51.476	1.818	0.167	124.3
5	269	Olivier Muytjens	Grégoire Audi	Olivier Muytjens	Shelby Cobra Daytona	H-1965	1	17	14	1:52.865	3.207	1.389	122.8
6	273	Laurent Jaspers	Laurent Jaspers		Jaguar E-Type 63	H-1965	2	20	19	1:53.325	3.667	0.460	122.3
7	10	Max Huber	Max Huber		Shelby Cobra	H-1965	3	18	4	1:53.639	3.981	0.314	121.9
8	44	Cláudio Vieira	Cláudio Vieira		Porsche 911 3.0 RS	H-1976	3	13	5	1:55.111	5.453	1.472	120.4
9	83	Bruno Duarte	Bruno Duarte	Filipe Silva Jesus	Porsche 911 RS 3.0	H-1976	4	19	8	1:55.182	5.524	0.071	120.3
10	75	Carlos Brizido	Carlos Brizido		Porsche 911 3.0 RS	H-1976	5	20	17	1:56.702	7.044	1.520	118.7
11	132	AECD	Juan Alonso Catalá	Jose Antonio Zorrilla	Porsche 911 3.0 RS	H-1976	6	19	2	1:57.374	7.716	0.672	118.0
12	7	Clasicos Madrid	José Rueda Ortiz	Pablo Rueda Muñoz	Elva MK7	GTP & SC	2	18	5	1:57.659	8.001	0.285	117.7
13	33	Domingos S. Coutinho	Domingos S. Coutinho	Alcides Petiz	BMW 2800 CS	H-1971	1	17	9	1:57.790	8.132	0.131	117.6
14	366	Guillaume Huber	Guillaume Huber		Ford Mustang	H-1965	4	11	10	1:58.635	8.977	0.845	116.8
15	337	Piero dal Maso	Piero dal Maso	José Carvalhosa	Porsche 911 2.5 ST	H-1971	2	17	12	1:58.745	9.087	0.110	116.7
16	174	António Castro Ortega	António Castro Ortega	Angel Lanchares Alonso	Porsche 2.5 ST	H-1971	3	9	6	2:01.795	12.137	3.050	113.7
17	102	Thierry Lafont	Thierry Lafont	Damien Kohler	AC Cobra 289	H-1965	5	13	10	2:02.997	13.339	1.202	112.6
18	367	Ralf Huber	Ralf Huber		Bizzarrini 5300 GT	H-1965	6	9	7	2:03.216	13.558	0.219	112.4
19	28	P-A Forsvall	P-A Forsvall		Lotus Elan	H-1965	7	19	18	2:03.246	13.588	0.030	112.4
20	34	Carlos M. Santos	Carlos M. Santos	Carlos A. Santos	Ford Escort RS 2000	H-1976	7	11	3	2:03.263	13.605	0.017	112.4
21	47	Escuderia Madrid Historicos	Roberto Diaz-Rincon	Jorge Santos	Alfa Romeo 1750 GTAm	H-1971	4	18	5	2:03.484	13.826	0.221	112.2
22	1	AECD	Francisco Freitas	Guillermo Velasco Baisse	Porsche 356 SC	H-1965	8	13	12	2:03.843	14.185	0.359	111.9
23	55	Paul Daniels	Paul Daniels	Markus Palttala	Porsche 911 2.8 RSR	H-1976	8	17	16	2:03.870	14.212	0.027	111.8
24	153	AECD	Manuel Gonzalez de la Torre		Porsche 914/6	H-1971	5	11	8	2:04.181	14.523	0.311	111.6
25	327	Nuno Nunes	Nuno Nunes	Piero dal Maso	Porsche 911 SWB	GDS	1	18	17	2:05.270	15.612	1.089	110.6
26	146	Xavier Rascagneres	Xavier Rascagneres	Jérôme Peyrat	Lotus 23B	GTP & SC	3	9	6	2:06.350	16.692	1.080	109.6
27	216	Jorge Guimarães	Jorge Guimarães		Volvo 121	H-1971	6	16	15	2:06.970	17.312	0.620	109.1
28	16	Damien Kohler	Damien Kohler		Lotus Elan	H-1965	9	3	2	2:08.335	18.677	1.365	107.9
29	545	François Guerin	François Guerin		BMW 1600 ti	H-1971	7	9	3	2:09.180	19.522	0.845	107.2
30	138	Sydney Beynat	Sydney Beynat	Alexandre Bouchon	Alfa Romeo GT Am	H-1971	8	17	10	2:10.179	20.521	0.999	106.4
31	67	Jerome Quiot	Jerome Quiot		Lotus Cortina	GDS	2	16	5	2:11.107	21.449	0.928	105.7
32	165	Fabrice Bernollin	Fabrice Bernollin		Shelby Daytona Cobra 4700	H-1965	10	10	3	2:11.652	21.994	0.545	105.2
33	221	Alberto Velez-Grilo	Alberto Velez-Grilo	Tomaz Velez-Grilo	BMW 1800 TiSA	GDS	3	17	16	2:11.904	22.246	0.252	105.0
34	23	Vincent Tourneur	Vincent Tourneur		Porsche 911 SWB	GDS	4	18	9	2:12.694	23.036	0.790	104.4

Published at:.....

Track Temp: 48.3 °C Air Temp: 26.1 °C Humidity: 24 % Track Status: SECA

#### Stewards:

Jerónimo CUERVA

David VICENTE

Ángel LINAJE

CD-0819-ESP/M

CD-0680-ESP/M

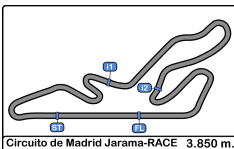
CD-0082-ESP/M

#### Timekeeper:

María Jesús GAMAZO

JOB-0499-ESP/M





# Circuito de Madrid Jarama - RACE

## Iberian Historic Endurance

### Qualifying

### Resultados Finales



Cls	Nº	Team	Driver - 1	Driver - 2	Vehicle	Cat	Cls	Laps	Best	Time	Gap	Interval	Km/h
35	158	Martin Aubert	Martin Aubert	Adam Bruzas	Lotus Elite	GDS	5	14	11	2:14.766	25.108	2.072	102.8
36	82	Fabiano Vivacqua	Fabiano Vivacqua		Porsche 356 B	H-1965	11	10	9	2:25.292	35.634	10.526	95.3
37	107	Luis Delso Heras	Javier Garcia Revenga	Roberto López Garcia	Alfa Romeo Giulietta	GDS	6	13	2	2:33.997	44.339	8.705	90.0

#### \* PENALTIES

Dorsal #10 anuladas 3 mejores vueltas según art. 14.1a.1 del RDIHE

Dorsal #44 anuladas 3 mejores vueltas según art. 14.1a.1 del RDIHE

Dorsal #67 anuladas 3 mejores vueltas según art. 14.1a.1 del RDIHE

Published at:.....

Track Temp: 48.3 °C Air Temp: 26.1 °C Humidity: 24 % Track Status: SECA

#### Stewards:

Jerónimo CUERVA

David VICENTE

Ángel LINAJE

#### Timekeeper:

Maria.Jesús GAMAZO

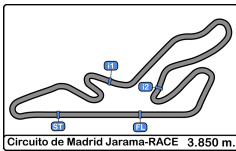
CD-0819-ESP/M

CD-0680-ESP/M

CD-0082-ESP/M

JOB-0499-ESP/M





**Circuito de Madrid Jarama - RACE**

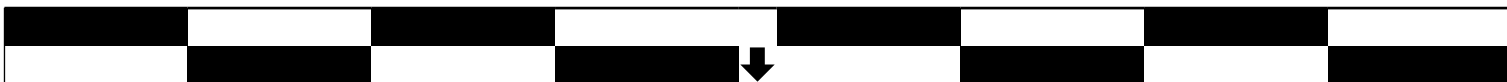
**Iberian Historic Endurance**

**Race - 1**

**Parrilla de Salida**




35	82	Fabiano Vivacqua	2:25.292	2:33.997	Javier Garcia Revenga	107	36
33	23	Vincent Tourneur	2:12.694	2:14.766	Martin Aubert	158	34
31	165	Fabrice Bernollin	2:11.652	2:11.904	Alberto Velez-Grilo	221	32
29	138	Sydney Beynat	2:10.179	2:11.107	Jerome Quiot	67	30
27	216	Jorge Guimarães	2:06.970	2:09.180	François Guerin	545	28
25	327	Nuno Nunes	2:05.270	2:06.350	Xavier Rascagneres	146	26
23	55	Paul Daniels	2:03.870	2:04.181	Manuel Gonzalez de la Torre	153	24
21	47	Roberto Diaz-Rincon	2:03.484	2:03.843	Francisco Freitas	1	22
19	28	P-A Forsvall	2:03.246	2:03.263	Carlos M. Santos	34	20
17	102	Lafont - Kohler	2:02.997	2:03.216	Ralf Huber	367	18
15	337	Piero dal Maso	1:58.745	2:01.795	António Castro Ortega	174	16
13	33	S. Coutinho - Petiz	1:57.790	1:58.635	Guillaume Huber	366	14
11	132	Juan Alonso Catalá	1:57.374	1:57.659	José Rueda Ortiz	7	12
9	83	Bruno Duarte	1:55.182	1:56.702	Carlos Brizido	75	10
7	10	Max Huber	1:53.639	1:55.111	Cláudio Vieira	44	8
5	269	Grégoire Audi	1:52.865	1:53.325	Laurent Jaspers	273	6
3	176	Eduardo Davila Vega	1:51.309	1:51.476	Miguel Lobo	290	4
1	5	Paulo Lima	1:49.658	1:51.023	Bruno Santos	123	2

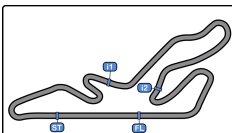


Pole

Published at:.....

<b>Stewards:</b>			<b>Timekeeper:</b>
Jerónimo CUERVA CD-0819-ESP/M	David VICENTE CD-0680-ESP/M	Ángel LINAJE CD-0082-ESP/M	 María Jesús GAMAZO JÓB-0499-ESP/M





# Circuito de Madrid Jarama - RACE

## Iberian Historic Endurance

### Race - 1

#### Resultados Provisionales



Cls	Nº	Team	Driver - 1	Driver - 2	Vehicle	Cat	Cl	Laps	Total Time	Gap	Interval	Km/h	Best	Time	Km/h
1	5	Paulo Lima	Paulo Lima		Ford GT40	GTP & SC	1	24	50:43.621			109.2	18	1:49.987	126.0
2	123	Bruno Santos	Bruno Santos		Porsche 911 3.0 RS	H-1976	1	24	50:45.461	1.840	1.840	109.2	24	1:50.347	125.6
3	176	AECD	Eduardo Davila Vega		Porsche 911 3.0 RS	H-1976	2	24	50:59.109	15.488	13.648	108.7	13	1:51.318	124.5
4	44	Cláudio Vieira	Cláudio Vieira		Porsche 911 3.0 RS	H-1976	3	24	50:59.841	16.220	0.732	108.7	3	1:52.101	123.6
5	290	Miguel Lobo	Miguel Lobo		Shelby Cobra Daytona Coupé	INV *	1	24	51:10.742	27.121	10.901	108.3	3	1:52.581	123.1
6	273	Laurent Jaspers	Laurent Jaspers		Jaguar E-Type 63	H-1965	1	24	51:11.555	27.934	0.813	108.2	24	1:53.142	122.5
7	269	Olivier Muytjens	<u>Grégoire Audi</u>	Olivier Muytjens	Shelby Cobra Daytona	H-1965	2	24	51:13.878	30.257	2.323	108.2	2	1:52.618	123.0
8	83	Bruno Duarte	<u>Bruno Duarte</u>	Filipe Silva Jesus	Porsche 911 RS 3.0	H-1976	4	24	51:32.731	49.110	18.853	107.5	6	1:54.508	121.0
9	75	Carlos Brizado	Carlos Brizado		Porsche 911 3.0 RS	H-1976	5	24	51:52.648	1:09.027	19.917	106.8	3	1:56.573	118.8
10	337	Piero dal Maso	<u>Piero dal Maso</u>	José Carvalhosa	Porsche 911 2.5 ST	H-1971	1	23	51:05.481	1 Vta.	1 Vta.	103.9	3	1:59.970	115.5
11	28	P-A Forsvall	P-A Forsvall		Lotus Elan	H-1965	3	23	51:24.319	1 Vta.	18.838	103.3	16	2:02.234	113.3
12	366	Guillaume Huber	Guillaume Huber		Ford Mustang	H-1965	4	23	51:31.068	1 Vta.	6.749	103.1	16	1:59.698	115.7
13	367	Ralf Huber	Ralf Huber		Bizzarrini 5300 GT	H-1965	5	23	51:34.606	1 Vta.	3.538	103.0	12	2:02.760	112.9
14	327	Nuno Nunes	<u>Nuno Nunes</u>	Piero dal Maso	Porsche 911 SWB	GDS	1	23	51:37.298	1 Vta.	2.692	102.9	13	2:04.923	110.9
15	47	Escudería Madrid Historicos	<u>Roberto Diaz-Rincon</u>	Jorge Santos	Alfa Romeo 1750 GTAm	H-1971	2	23	51:37.548	1 Vta.	0.250	102.9	22	2:02.678	112.9
16	132	AECD	<u>Juan Alonso Catalá</u>	Jose Antonio Zorrilla	Porsche 911 3.0 RS	H-1976	6	23	51:38.103	1 Vta.	0.555	102.8	2	1:55.621	119.8
17	102	Thierry Lafont	Thierry Lafont	Damien Kohler	AC Cobra 289	H-1965	6	23	51:59.686	1 Vta.	21.583	102.1	23	1:57.078	118.3
18	153	AECD	Manuel Gonzalez de la Torre		Porsche 914/6	H-1971	3	23	52:11.076	1 Vta.	11.390	101.8	16	2:02.422	113.2
19	174	António Castro Ortega	<u>António Castro Ortega</u>	Angel Lancharos Alonso	Porsche 2.5 ST	H-1971	4	22	51:23.363	2 Vtas.	1 Vta.	98.8	2	2:01.345	114.2
20	55	Paul Daniels	<u>Paul Daniels</u>	Markus Palttala	Porsche 911 2.8 RSR	H-1976	7	22	51:34.795	2 Vtas.	11.432	98.5	4	2:04.225	111.5
21	165	Fabrice Bernollin	Fabrice Bernollin		Shelby Daytona Cobra 4700	H-1965	7	22	52:20.706	2 Vtas.	45.911	97.0	17	2:05.929	110.0
22	34	Carlos M. Santos	<u>Carlos M. Santos</u>	Carlos A. Santos	Ford Escort RS 2000	H-1976	8	22	52:32.173	2 Vtas.	11.467	96.7	3	2:04.819	111.0
23	23	Vincent Tourneur	Vincent Tourneur		Porsche 911 SWB	GDS	2	22	52:32.924	2 Vtas.	0.751	96.7	4	2:12.433	104.6
24	138	Sydney Beynat	<u>Sydney Beynat</u>	Alexandre Bouchon	Alfa Romeo GT Am	H-1971	5	21	51:39.093	3 Vtas.	1 Vta.	93.9	15	2:06.261	109.7
25	221	Alberto Velez-Grilo	<u>Alberto Velez-Grilo</u>	Tomaz Velez-Grilo	BMW 1800 TiSA	GDS	3	21	51:40.139	3 Vtas.	1.046	93.8	15	2:12.122	104.9
26	158	Martin Aubert	<u>Martin Aubert</u>	Adam Bruzas	Lotus Elite	GDS	4	21	52:45.207	3 Vtas.	1:05.068	91.9	4	2:14.667	102.9
27	216	Jorge Guimarães	Jorge Guimarães		Volvo 121	H-1971	6	20	48:01.762	4 Vtas.	1 Vta.	96.1	2	2:08.294	108.0
28	1	AECD	<u>Francisco Freitas</u>	Guillermo Velasco Baisse	Porsche 356 SC	H-1965	8	20	51:43.675	4 Vtas.	3:41.913	89.3	3	2:04.829	111.0
29	82	Fabiano Vivacqua	Fabiano Vivacqua		Porsche 356 B	H-1965	9	20	52:50.393	4 Vtas.	1:06.718	87.4	20	2:23.766	96.4
<b>Not classified: (Requirements: 75% of number laps of leader = 18 Laps)</b>															
107	Luis Delso Heras	<u>Javier Garcia Revenga</u>	Roberto López Garcia		Alfa Romeo Giulietta	GDS	5	17	52:18.024	7 Vtas.	3 Vtas.	75.0	17	2:30.085	92.3
33	Domingos S. Coutinho	Domingos S. Coutinho	Alcides Petiz		BMW 2800 CS	H-1971	7	15	34:51.064	9 Vtas.	2 Vtas.	99.4	4	1:56.765	118.6
7	Clasicos Madrid	<u>José Rueda Ortiz</u>	Pablo Rueda Muñoz		Elva MK7	GTP & SC	2	15	42:01.383	9 Vtas.	7:10.319	82.4	2	1:54.903	120.6
545	François Guerin	François Guerin			BMW 1600 ti	H-1971	8	10	23:51.069	14 Vtas.	5 Vtas.	96.8	2	2:09.734	106.8

Published at:.....

Track Temp: 39.8 °C Air Temp: 28.5 °C Humidity: 20 % Track Status: SECA

Race Director:

Ramiro BRITO

DCI PT24/0086

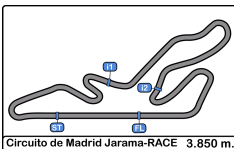
Timekeeper:

Maria.Jesús GAMAZO

JOB-0499-ESP/M







# Circuito de Madrid Jarama - RACE

## Iberian Historic Endurance

### Race - 1

#### Resultados Provisionales



Cls	Nº	Team	Driver - 1	Driver - 2	Vehicle	Cat	Cl	Laps	Total Time	Gap	Interval	Km/h	Best	Time	Km/h
67		Jerome Quiot	Jerome Quiot		Lotus Cortina	GDS	6	6	14:13.788	18 Vtas.	4 Vtas.	97.4	3	2:09.262	107.2
10		Max Huber	Max Huber		Shelby Cobra	H-1965	10								
146		Xavier Rascagneres	<u>Xavier Rascagneres</u>	Jérôme Peyrat	Lotus 23B	GTP & SC	3								

Vta. Rápida Paulo Lima en 1:49.987 a 126.0 Km/h en la vta. 18

Published at:.....

Track Temp: 39.8 °C Air Temp: 28.5 °C Humidity: 20 % Track Status: SECA

Race Director:

Ramiro BRITO

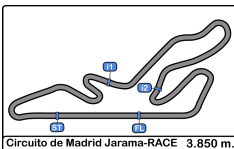
DCI PT24/0086

Timekeeper:

Maria.Jesús GAMAZO

JOB-0499-ESP/M





**Circuito de Madrid Jarama - RACE**  
**Iberian Historic Endurance**  
**Race - 1**  
**Resultados Provisionales por Categoría**



GTP & SC															
Cls	Nº	Team	Driver - 1	Driver - 2	Vehicle	Cat	Cl	Laps	Total Time	Gap	Interval	Km/h	Best	Time	Km/h
1	5	Paulo Lima	Paulo Lima		Ford GT40	GTP & SC	1	24	<b>50:43.621</b>			109.2	18	1:49.987	126.0
<b>Not classified: (Requirements: 75% of number laps of leader = 18 Laps)</b>															
7		Clasicos Madrid	<u>José Rueda Ortiz</u>	Pablo Rueda Muñoz	Elva MK7	GTP & SC	2	15	<b>42:01.383</b>	9 Vtas.	9 Vtas.	82.4	2	1:54.903	120.6
146		Xavier Rascagneres	<u>Xavier Rascagneres</u>	Jérôme Peyrat	Lotus 23B	GTP & SC	3								

H-1976															
Cls	Nº	Team	Driver - 1	Driver - 2	Vehicle	Cat	Cl	Laps	Total Time	Gap	Interval	Km/h	Best	Time	Km/h
1	123	Bruno Santos	Bruno Santos		Porsche 911 3.0 RS	H-1976	1	24	<b>50:45.461</b>			109.2	24	1:50.347	125.6
2	176	AECD	Eduardo Davila Vega		Porsche 911 3.0 RS	H-1976	2	24	<b>50:59.109</b>	13.648	13.648	108.7	13	1:51.318	124.5
3	44	Cláudio Vieira	Cláudio Vieira		Porsche 911 3.0 RS	H-1976	3	24	<b>50:59.841</b>	14.380	0.732	108.7	3	1:52.101	123.6
4	83	Bruno Duarte	<u>Bruno Duarte</u>	Filipe Silva Jesus	Porsche 911 RS 3.0	H-1976	4	24	<b>51:32.731</b>	47.270	32.890	107.5	6	1:54.508	121.0
5	75	Carlos Brizido	Carlos Brizido		Porsche 911 3.0 RS	H-1976	5	24	<b>51:52.648</b>	1:07.187	19.917	106.8	3	1:56.573	118.8
6	132	AECD	<u>Juan Alonso Catalá</u>	Jose Antonio Zorrilla	Porsche 911 3.0 RS	H-1976	6	23	<b>51:38.103</b>	1 Vta.	1 Vta.	102.8	2	1:55.621	119.8
7	55	Paul Daniels	<u>Paul Daniels</u>	Markus Palttala	Porsche 911 2.8 RSR	H-1976	7	22	<b>51:34.795</b>	2 Vtas.	1 Vta.	98.5	4	2:04.225	111.5
8	34	Carlos M. Santos	<u>Carlos M. Santos</u>	Carlos A. Santos	Ford Escort RS 2000	H-1976	8	22	<b>52:32.173</b>	2 Vtas.	57.378	96.7	3	2:04.819	111.0

INV *															
Cls	Nº	Team	Driver - 1	Driver - 2	Vehicle	Cat	Cl	Laps	Total Time	Gap	Interval	Km/h	Best	Time	Km/h
1	290	Miguel Lobo	Miguel Lobo		Shelby Cobra Daytona Coupé	INV *	1	24	<b>51:10.742</b>			108.3	3	1:52.581	123.1

H-1965															
Cls	Nº	Team	Driver - 1	Driver - 2	Vehicle	Cat	Cl	Laps	Total Time	Gap	Interval	Km/h	Best	Time	Km/h
1	273	Laurent Jaspers	Laurent Jaspers		Jaguar E-Type 63	H-1965	1	24	<b>51:11.555</b>			108.2	24	1:53.142	122.5
2	269	Olivier Muytjens	<u>Grégoire Audi</u>	Olivier Muytjens	Shelby Cobra Daytona	H-1965	2	24	<b>51:13.878</b>	2.323	2.323	108.2	2	1:52.618	123.0
3	28	P-A Forsvall	P-A Forsvall		Lotus Elan	H-1965	3	23	<b>51:24.319</b>	1 Vta.	1 Vta.	103.3	16	2:02.234	113.3
4	366	Guillaume Huber	Guillaume Huber		Ford Mustang	H-1965	4	23	<b>51:31.068</b>	1 Vta.	6.749	103.1	16	1:59.698	115.7
5	367	Ralf Huber	Ralf Huber		Bizzarrini 5300 GT	H-1965	5	23	<b>51:34.606</b>	1 Vta.	3.538	103.0	12	2:02.760	112.9
6	102	Thierry Lafont	Thierry Lafont	Damien Kohler	AC Cobra 289	H-1965	6	23	<b>51:59.686</b>	1 Vta.	25.080	102.1	23	1:57.078	118.3
7	165	Fabrice Bernollin	Fabrice Bernollin		Shelby Daytona Cobra 4700	H-1965	7	22	<b>52:20.706</b>	2 Vtas.	1 Vta.	97.0	17	2:05.929	110.0
8	1	AECD	<u>Francisco Freitas</u>	Guillermo Velasco Baisse	Porsche 356 SC	H-1965	8	20	<b>51:43.675</b>	4 Vtas.	2 Vtas.	89.3	3	2:04.829	111.0
9	82	Fabiano Vivacqua	Fabiano Vivacqua		Porsche 356 B	H-1965	9	20	<b>52:50.393</b>	4 Vtas.	1:06.718	87.4	20	2:23.766	96.4
<b>Not classified: (Requirements: 75% of number laps of leader = 18 Laps)</b>															
10		Max Huber	Max Huber		Shelby Cobra	H-1965	10								

Published at:.....

Track Temp: **39.8 °C** Air Temp: **28.5 °C** Humidity: **20 %** Track Status: **SECA**

**Race Director:**

Ramiro BRITO

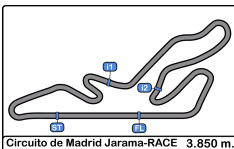
DCI PT24/0086

**Timekeeper:**

Maria.Jesús GAMAZO

JOB-0499-ESP/M





**Circuito de Madrid Jarama - RACE**  
**Iberian Historic Endurance**  
**Race - 1**  
**Resultados Provisionales por Categoría**



H-1971															
Cls	Nº	Team	Driver - 1	Driver - 2	Vehicle	Cat	Cl	Laps	Total Time	Gap	Interval	Km/h	Best	Time	Km/h
1	337	Piero dal Maso	<u>Piero dal Maso</u>	José Carvalhosa	Porsche 911 2.5 ST	H-1971	1	23	<b>51:05.481</b>			103.9	3	1:59.970	115.5
2	47	Escudería Madrid Historicos	<u>Roberto Diaz-Rincon</u>	Jorge Santos	Alfa Romeo 1750 GTAm	H-1971	2	23	<b>51:37.548</b>	32.067	32.067	102.9	22	2:02.678	112.9
3	153	AECD	Manuel Gonzalez de la Torre		Porsche 914/6	H-1971	3	23	<b>52:11.076</b>	1:05.595	33.528	101.8	16	2:02.422	113.2
4	174	António Castro Ortega	<u>António Castro Ortega</u>	Angel Lanchares Alonso	Porsche 2.5 ST	H-1971	4	22	<b>51:23.363</b>	1 Vta.	1 Vta.	98.8	2	2:01.345	114.2
5	138	Sydney Beynat	<u>Sydney Beynat</u>	Alexandre Bouchon	Alfa Romeo GT Am	H-1971	5	21	<b>51:39.093</b>	2 Vtas.	1 Vta.	93.9	15	2:06.261	109.7
6	216	Jorge Guimarães	Jorge Guimarães		Volvo 121	H-1971	6	20	<b>48:01.762</b>	3 Vtas.	1 Vta.	96.1	2	2:08.294	108.0

**Not classified: (Requirements: 75% of number laps of leader = 18 Laps)**

33	Domingos S. Coutinho	Domingos S. Coutinho	Alcides Petiz		BMW 2800 CS	H-1971	7	15	<b>34:51.064</b>	8 Vtas.	5 Vtas.	99.4	4	1:56.765	118.6
545	François Guerin	François Guerin			BMW 1600 ti	H-1971	8	10	<b>23:51.069</b>	13 Vtas.	5 Vtas.	96.8	2	2:09.734	106.8

GDS															
Cls	Nº	Team	Driver - 1	Driver - 2	Vehicle	Cat	Cl	Laps	Total Time	Gap	Interval	Km/h	Best	Time	Km/h
1	327	Nuno Nunes	<u>Nuno Nunes</u>	Piero dal Maso	Porsche 911 SWB	GDS	1	23	<b>51:37.298</b>			102.9	13	2:04.923	110.9
2	23	Vincent Tourneur	Vincent Tourneur		Porsche 911 SWB	GDS	2	22	<b>52:32.924</b>	1 Vta.	1 Vta.	96.7	4	2:12.433	104.6
3	221	Alberto Velez-Grilo	<u>Alberto Velez-Grilo</u>	Tomaz Velez-Grilo	BMW 1800 TiSA	GDS	3	21	<b>51:40.139</b>	2 Vtas.	1 Vta.	93.8	15	2:12.122	104.9
4	158	Martin Aubert	<u>Martin Aubert</u>	Adam Bruzas	Lotus Elite	GDS	4	21	<b>52:45.207</b>	2 Vtas.	1:05.068	91.9	4	2:14.667	102.9

**Not classified: (Requirements: 75% of number laps of leader = 18 Laps)**

107	Luis Delso Heras	<u>Javier Garcia Revenga</u>	Roberto López Garcia		Alfa Romeo Giulietta	GDS	5	17	<b>52:18.024</b>	6 Vtas.	4 Vtas.	75.0	17	2:30.085	92.3
67	Jerome Quiot	Jerome Quiot			Lotus Cortina	GDS	6	6	<b>14:13.788</b>	17 Vtas.	11 Vtas.	97.4	3	2:09.262	107.2

Vta. Rápida Paulo Lima en 1:49.987 a 126.0 Km/h en la vta. 18

Published at:.....

Track Temp: **39.8 °C** Air Temp: **28.5 °C** Humidity: **20 %** Track Status: **SECA**

**Race Director:**

Ramiro BRITO

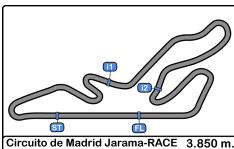
DCI PT24/0086

**Timekeeper:**

Maria.Jesús GAMAZO

JOB-0499-ESP/M





# Circuito de Madrid Jarama - RACE

## Iberian Historic Endurance

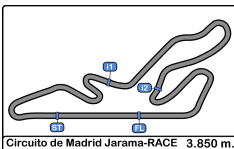
### Race - 1

#### Clasificación Provisional por Vuelta Rápida de Piloto



Clas	Nº	Team	Vehicle	Driver	Cat	Clas	Laps	Best	Time	Gap	Interval	Km/h
1	5	Paulo Lima	Ford GT40	Paulo Lima	GTP & SC	1	24	18	1:49.987			126.0
2	123	Bruno Santos	Porsche 911 3.0 RS	Bruno Santos	H-1976	1	24	24	1:50.347	0.360	0.360	125.6
3	176	AECD	Porsche 911 3.0 RS	Eduardo Davila Vega	H-1976	2	24	13	1:51.318	1.331	0.971	124.5
4	44	Cláudio Vieira	Porsche 911 3.0 RS	Cláudio Vieira	H-1976	3	24	3	1:52.101	2.114	0.783	123.6
5	290	Miguel Lobo	Shelbv Cobra Davtona Coupé	Miguel Lobo	INV *	1	24	3	1:52.581	2.594	0.480	123.1
6	269	Olivier Muvtiens	Shelbv Cobra Davtona	Grégoire Audi	H-1965	1	14	2	1:52.618	2.631	0.037	123.0
7	273	Laurent Jaspers	Jaquar E-Type 63	Laurent Jaspers	H-1965	2	24	24	1:53.142	3.155	0.524	122.5
8	83	Bruno Duarte	Porsche 911 RS 3.0	Bruno Duarte	H-1976	4	10	6	1:54.508	4.521	1.366	121.0
9	269	Olivier Muvtiens	Shelbv Cobra Davtona	Olivier Muvtiens	H-1965	3	10	3	1:54.561	4.574	0.053	120.9
10	7	Clasicos Madrid	Elva MK7	José Rueda Ortiz	GTP & SC	2	8	2	1:54.903	4.916	0.342	120.6
11	132	AECD	Porsche 911 3.0 RS	Juan Alonso Catalá	H-1976	5	10	2	1:55.621	5.634	0.718	119.8
12	83	Bruno Duarte	Porsche 911 RS 3.0	Filipe Silva Jesus	H-1976	6	14	7	1:55.748	5.761	0.127	119.7
13	75	Carlos Brizido	Porsche 911 3.0 RS	Carlos Brizido	H-1976	7	24	3	1:56.573	6.586	0.825	118.8
14	33	Dominaos S. Coutinho	BMW 2800 CS	S. Coutinho - Petiz	H-1971	1	15	4	1:56.765	6.778	0.192	118.6
15	102	Thierry Lafont	AC Cobra 289	Lafont - Kohler	H-1965	4	23	23	1:57.078	7.091	0.313	118.3
16	132	AECD	Porsche 911 3.0 RS	Jose Antonio Zorrilla	H-1976	8	13	8	1:59.220	9.233	2.142	116.2
17	7	Clasicos Madrid	Elva MK7	Pablo Rueda Muñoz	GTP & SC	3	7	5	1:59.570	9.583	0.350	115.9
18	366	Guillaume Huber	Ford Mustang	Guillaume Huber	H-1965	5	23	16	1:59.698	9.711	0.128	115.7
19	337	Piero dal Maso	Porsche 911 2.5 ST	Piero dal Maso	H-1971	2	10	3	1:59.970	9.983	0.272	115.5
20	337	Piero dal Maso	Porsche 911 2.5 ST	José Carvalhosa	H-1971	3	13	5	2:00.001	10.014	0.031	115.4
21	174	António Castro Orteqa	Porsche 2.5 ST	António Castro Orteqa	H-1971	4	21	2	2:01.345	11.358	1.344	114.2
22	28	P-A Forsvall	Lotus Elan	P-A Forsvall	H-1965	6	23	16	2:02.234	12.247	0.889	113.3
23	153	AECD	Porsche 914/6	Manuel Gonzalez de la Torre	H-1971	5	23	16	2:02.422	12.435	0.188	113.2
24	47	Escuderia Madrid Historicos	Alfa Romeo 1750 GTAm	Jorge Santos	H-1971	6	13	12	2:02.678	12.691	0.256	112.9
25	367	Ralf Huber	Bizzarrini 5300 GT	Ralf Huber	H-1965	7	23	12	2:02.760	12.773	0.082	112.9
26	47	Escuderia Madrid Historicos	Alfa Romeo 1750 GTAm	Roberto Diaz-Rincon	H-1971	7	10	4	2:03.507	13.520	0.747	112.2
27	55	Paul Daniels	Porsche 911 2.8 RSR	Paul Daniels	H-1976	9	10	4	2:04.225	14.238	0.718	111.5
28	34	Carlos M. Santos	Ford Escort RS 2000	Carlos M. Santos	H-1976	10	9	3	2:04.819	14.832	0.594	111.0
29	1	AECD	Porsche 356 SC	Francisco Freitas	H-1965	8	9	3	2:04.829	14.842	0.010	111.0
30	327	Nuno Nunes	Porsche 911 SWB	Piero dal Maso	GDS	1	12	2	2:04.923	14.936	0.094	110.9
31	55	Paul Daniels	Porsche 911 2.8 RSR	Markus Paltala	H-1976	11	12	4	2:05.045	15.058	0.122	110.8
32	327	Nuno Nunes	Porsche 911 SWB	Nuno Nunes	GDS	2	11	4	2:05.143	15.156	0.098	110.7
33	165	Fabrice Bernollin	Shelbv Daytona Cobra 4700	Fabrice Bernollin	H-1965	9	22	17	2:05.929	15.942	0.786	110.0
34	138	Svdnev Bevnat	Alfa Romeo GT Am	Alexandre Bouchon	H-1971	8	11	5	2:06.261	16.274	0.332	109.7
35	216	Jorge Guimarães	Volvo 121	Jorge Guimarães	H-1971	9	20	2	2:08.294	18.307	2.033	108.0
36	67	Jerome Quiot	Lotus Cortina	Jerome Quiot	GDS	3	6	3	2:09.262	19.275	0.968	107.2
37	545	Francois Guerin	BMW 1600 ti	Francois Guerin	H-1971	10	10	2	2:09.734	19.747	0.472	106.8
38	34	Carlos M. Santos	Ford Escort RS 2000	Carlos A. Santos	H-1976	12	13	12	2:11.435	21.448	1.701	105.4





## Circuito de Madrid Jarama - RACE

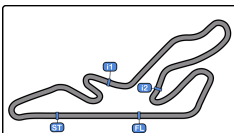
### Iberian Historic Endurance

#### Race - 1

#### Clasificación Provisional por Vuelta Rápida de Piloto



Clas	Nº	Team	Vehicle	Driver	Cat	Clas	Laps	Best	Time	Gap	Interval	Km/h
39	221	Alberto Velez-Grilo	BMW 1800 TiSA	Tomaz Velez-Grilo	GDS	4	12	6	2:12.122	22.135	0.687	104.9
40	23	Vincent Tourneur	Porsche 911 SWB	Vincent Tourneur	GDS	5	22	4	2:12.433	22.446	0.311	104.6
41	221	Alberto Velez-Grilo	BMW 1800 TiSA	Alberto Velez-Grilo	GDS	6	9	4	2:13.788	23.801	1.355	103.5
42	158	Martin Aubert	Lotus Elite	Martin Aubert	GDS	7	11	4	2:14.667	24.680	0.879	102.9
43	1	AECD	Porsche 356 SC	Guillermo Velasco Baisse	H-1965	10	11	4	2:15.563	25.576	0.896	102.2
44	158	Martin Aubert	Lotus Elite	Adam Bruzas	GDS	8	10	10	2:22.202	32.215	6.639	97.4
45	82	Fabiano Vivacqua	Porsche 356 B	Fabiano Vivacqua	H-1965	11	20	20	2:23.766	33.779	1.564	96.4
46	138	Sydnev Bevnat	Alfa Romeo GT Am	Sydnev Bevnat	H-1971	11	10	2	2:27.001	37.014	3.235	94.2
47	107	Luis Delso Heras	Alfa Romeo Giulietta	Roberto López Garcia	GDS	9	9	9	2:30.085	40.098	3.084	92.3
48	107	Luis Delso Heras	Alfa Romeo Giulietta	Javier Garcia Revenaa	GDS	10	8	2	2:34.254	44.267	4.169	89.8
49	174	António Castro Ortega	Porsche 2.5 ST	Anael Lanchares Alonso	H-1971	12	1	1	25:56.666	24:06.679	23:22.412	08.9



# Circuito de Madrid Jarama - RACE

## Iberian Historic Endurance

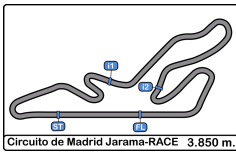
### Race - 1

#### Distancia y Velocidad Media



Cls	Nº	Team	Driver - 1	Driver - 2	Vehicle	Cat	Cls	Laps	Distancia	Total Time	Km/h
1	5	Paulo Lima	Paulo Lima		Ford GT40	GTP & SC	1	24	92.40	50:43.621	109.2
2	123	Bruno Santos	Bruno Santos		Porsche 911 3.0 RS	H-1976	1	24	92.40	50:45.461	109.2
3	176	AECD	Eduardo Davila Vega		Porsche 911 3.0 RS	H-1976	2	24	92.40	50:59.109	108.7
4	44	Cláudio Vieira	Cláudio Vieira		Porsche 911 3.0 RS	H-1976	3	24	92.40	50:59.841	108.7
5	290	Miguel Lobo	Miguel Lobo		Shelby Cobra Daytona Coupé	INV *	1	24	92.40	51:10.742	108.3
6	273	Laurent Jaspers	Laurent Jaspers		Jaguar E-Type 63	H-1965	1	24	92.40	51:11.555	108.2
7	269	Olivier Muytjens	<b>Grégoire Audi</b>	Olivier Muytjens	Shelby Cobra Daytona	H-1965	2	24	92.40	51:13.878	108.2
8	83	Bruno Duarte	<b>Bruno Duarte</b>	Filipe Silva Jesus	Porsche 911 RS 3.0	H-1976	4	24	92.40	51:32.731	107.5
9	75	Carlos Brizado	Carlos Brizado		Porsche 911 3.0 RS	H-1976	5	24	92.40	51:52.648	106.8
10	337	Piero dal Maso	<b>Piero dal Maso</b>	José Carvalhosa	Porsche 911 2.5 ST	H-1971	1	23	88.55	51:05.481	103.9
11	28	P-A Forsvall	P-A Forsvall		Lotus Elan	H-1965	3	23	88.55	51:24.319	103.3
12	366	Guillaume Huber	Guillaume Huber		Ford Mustang	H-1965	4	23	88.55	51:31.068	103.1
13	367	Ralf Huber	Ralf Huber		Bizzarrini 5300 GT	H-1965	5	23	88.55	51:34.606	103.0
14	327	Nuno Nunes	<b>Nuno Nunes</b>	Piero dal Maso	Porsche 911 SWB	GDS	1	23	88.55	51:37.298	102.9
15	47	Escuderia Madrid Historicos	<b>Roberto Diaz-Rincon</b>	Jorge Santos	Alfa Romeo 1750 GTAm	H-1971	2	23	88.55	51:37.548	102.9
16	132	AECD	<b>Juan Alonso Catalá</b>	Jose Antonio Zorrilla	Porsche 911 3.0 RS	H-1976	6	23	88.55	51:38.103	102.8
17	102	Thierry Lafont	Thierry Lafont	Damien Kohler	AC Cobra 289	H-1965	6	23	88.55	51:59.686	102.1
18	153	AECD	Manuel Gonzalez de la Torre		Porsche 914/6	H-1971	3	23	88.55	52:11.076	101.8
19	174	António Castro Ortega	<b>António Castro Ortega</b>	Angel Lanchares Alonso	Porsche 2.5 ST	H-1971	4	22	84.70	51:23.363	98.8
20	55	Paul Daniels	<b>Paul Daniels</b>	Markus Palttala	Porsche 911 2.8 RSR	H-1976	7	22	84.70	51:34.795	98.5
21	165	Fabrice Bernollin	Fabrice Bernollin		Shelby Daytona Cobra 4700	H-1965	7	22	84.70	52:20.706	97.0
22	34	Carlos M. Santos	<b>Carlos M. Santos</b>	Carlos A. Santos	Ford Escort RS 2000	H-1976	8	22	84.70	52:32.173	96.7
23	23	Vincent Tourneur	Vincent Tourneur		Porsche 911 SWB	GDS	2	22	84.70	52:32.924	96.7
24	138	Sydney Beynat	<b>Sydney Beynat</b>	Alexandre Bouchon	Alfa Romeo GT Am	H-1971	5	21	80.85	51:39.093	93.9
25	221	Alberto Velez-Grilo	<b>Alberto Velez-Grilo</b>	Tomaz Velez-Grilo	BMW 1800 TISA	GDS	3	21	80.85	51:40.139	93.8
26	158	Martin Aubert	<b>Martin Aubert</b>	Adam Bruzas	Lotus Elite	GDS	4	21	80.85	52:45.207	91.9
27	216	Jorge Guimarães	Jorge Guimarães		Volvo 121	H-1971	6	20	77.00	48:01.762	96.1
28	1	AECD	<b>Francisco Freitas</b>	Guillermo Velasco Baisse	Porsche 356 SC	H-1965	8	20	77.00	51:43.675	89.3
29	82	Fabiano Vivacqua	Fabiano Vivacqua		Porsche 356 B	H-1965	9	20	77.00	52:50.393	87.4
<b>Not classified: (Requirements: 75% of number laps of leader = 18 Laps)</b>											
107		Luis Delso Heras	<b>Javier Garcia Revenga</b>	Roberto López Garcia	Alfa Romeo Giulietta	GDS	5	17	65.45	52:18.024	75.0
33		Domingos S. Coutinho	Domingos S. Coutinho	Alcides Petiz	BMW 2800 CS	H-1971	7	15	57.75	34:51.064	99.4
7		Clasicos Madrid	<b>José Rueda Ortiz</b>	Pablo Rueda Muñoz	Eiva MK7	GTP & SC	2	15	57.75	42:01.383	82.4
545		François Guerin	François Guerin		BMW 1600 ti	H-1971	8	10	38.50	23:51.069	96.8
67		Jerome Quiot	Jerome Quiot		Lotus Cortina	GDS	6	6	23.10	14:13.788	97.4
10		Max Huber	Max Huber		Shelby Cobra	H-1965	10				
146		Xavier Rascagneres	<b>Xavier Rascagneres</b>	Jérôme Peyrat	Lotus 23B	GTP & SC	3				





# Circuito de Madrid Jarama - RACE

## Iberian Historic Endurance

### Race - 1

#### Tiempos Por Vuelta



1 Francisco Freitas Porsche 356 SC							7 José Rueda Ortiz Elva MK7								
H-1965 Guillermo Velasco Baisse Curated Garage							GTP & SC Pablo Rueda Muñoz Clasicos Madrid								
Lap	D	Time	Sector 1	Sector 2	Sector 3	T. Spd	Elapsed	Lap	D	Time	Sector 1	Sector 2	Sector 3	T. Spd	Elapsed
1	1	2:15.646	58.257	41.961	35.428	144.9	2:15.646	1	1	2:08.104	53.239	39.409	35.456	168.4	2:08.104
2	1	2:04.865	47.913	42.185	34.767	182.1	4:20.511	2	1	1:54.903	44.120	38.442	32.341	186.8	4:03.007
3	1	2:04.829	47.435	42.080	35.314	182.7	6:25.340	3	1	2:00.612	45.834	38.999	35.779	172.5	6:03.619
4	1	2:06.309	47.958	42.639	35.712	184.6	8:31.649	4	1	1:58.348	45.901	39.637	32.810	180.9	8:01.967
5	1	2:17.679 P	49.387	45.375	42.917	152.9	10:49.328	5	1	1:57.570	44.484	39.859	33.227	190.1	9:59.537
6	1	5:16.995	3:50.710	48.705	37.580	81.5	16:06.323	6	1	9:10.920	7:54.008	43.421	33.491	183.6	19:10.457
7	1	2:18.537	50.789	47.195	40.553	150.6	18:24.860	7	1	2:45.938	50.439	1:19.145	36.354	162.6	21:56.395
8	1	3:18.188	1:23.418	1:14.518	40.252	60.5	21:43.048	8	1	2:10.122 P	46.177	40.101	43.844	165.6	24:06.517
9	1	2:11.851 P	48.716	42.594	40.541	169.0	23:54.899	9	2	4:21.782	3:06.180	41.356	34.246	83.2	28:28.299
10	2	4:12.884	2:44.934	48.579	39.371	78.2	28:07.783	10	2	2:00.688	45.855	41.616	33.217	173.3	30:28.987
11	2	2:19.836	53.527	47.414	38.895	135.1	30:27.619	11	2	2:02.667	46.471	42.330	33.866	173.0	32:31.654
12	2	2:18.012	53.110	46.624	38.278	144.1	32:45.631	12	2	2:00.050	45.598	40.898	33.554	170.3	34:31.704
13	2	2:15.563	51.144	45.724	38.695	166.1	35:01.194	13	2	1:59.570	45.597	40.792	33.181	170.0	36:31.274
14	2	2:16.410	52.434	46.224	37.752	142.2	37:17.604	14	2	2:11.078 P	46.633	41.026	43.419	160.4	38:42.352
15	2	2:16.471	51.624	46.362	38.485	160.0	39:34.075	15	2	3:19.031	1:25.935	1:20.152	32.944	100.6	42:01.383
16	2	2:15.987	51.218	46.786	37.983	160.9	41:50.062	<b>23</b> Vincent Tourneur Porsche 911 SWB							
17	2	2:17.148	51.173	45.499	40.476	155.1	44:07.210	GDS Garagem João Gomes							
18	2	3:01.103	53.640	1:18.415	49.048	135.1	47:08.313	Lap	D	Time	Sector 1	Sector 2	Sector 3	T. Spd	Elapsed
19	2	2:15.972	51.786	46.589	37.597	175.0	49:24.285	1	1	2:30.429	1:07.147	45.127	38.155	149.5	2:30.429
20	2	2:19.390	53.649	48.429	37.312	135.0	51:43.675	2	1	2:12.587	50.297	44.678	37.612	177.9	4:43.016
<b>5</b> Paulo Lima Ford GT40							RP Motorsport								
GTP & SC							RP Motorsport								
Lap	D	Time	Sector 1	Sector 2	Sector 3	T. Spd	Elapsed	3	1	2:13.090	49.632	45.400	38.058	174.4	6:56.106
1	1	1:54.158	45.557	37.515	31.086	195.6	1:54.158	4	1	2:12.433	50.367	44.617	37.449	172.8	9:08.539
2	1	1:50.293	42.208	37.305	30.780	194.5	3:44.451	5	1	2:13.248	50.064	45.439	37.745	181.5	11:21.787
3	1	1:51.371	42.715	37.793	30.863	188.4	5:35.822	6	1	2:13.840	50.982	44.456	38.402	175.6	13:35.627
4	1	1:52.381	42.965	38.499	30.917	182.7	7:28.203	7	1	2:33.131	1:04.664	50.084	38.383	156.9	16:08.758
5	1	1:50.830	42.633	37.078	31.119	182.1	9:19.033	8	1	2:16.872	51.182	45.839	39.851	165.8	18:25.630
6	1	1:52.514	43.199	38.188	31.127	172.8	11:11.547	9	1	3:25.680 P	1:23.340	1:14.925	47.415	62.1	21:51.310
7	1	1:53.197	43.563	38.192	31.442	185.2	13:04.744	10	1	3:34.605	2:11.088	45.833	37.684	91.1	25:25.915
8	1	2:28.597	42.764	59.004	46.829	179.7	15:33.341	11	1	2:13.994	50.913	45.478	37.603	173.3	27:39.909
9	1	2:42.285	1:03.610	55.847	42.828	110.0	18:15.626	12	1	2:14.953	51.205	45.795	37.953	164.1	29:54.862
10	1	3:17.943	1:25.353	1:13.199	39.391	70.0	21:33.569	13	1	2:12.539	50.361	44.613	37.565	184.6	32:07.401
11	1	1:51.213	42.982	37.267	30.964	188.4	23:24.782	14	1	2:15.261	51.599	45.178	38.484	157.8	34:22.662
12	1	1:51.063	42.310	37.812	30.941	188.4	25:15.845	15	1	2:14.550	51.075	45.348	38.127	176.7	36:37.212
13	1	1:57.754 P	42.991	37.038	37.725	167.4	27:13.599	16	1	2:15.942	50.457	47.495	37.990	184.3	38:53.154
14	1	3:21.240	2:12.504	37.473	31.263	70.8	30:34.839	17	1	2:13.641	50.139	45.578	37.924	180.6	41:06.795
15	1	1:51.500	42.744	37.064	31.692	184.3	32:26.339	18	1	2:12.759	50.634	44.403	37.722	186.2	43:19.554
16	1	1:51.890	43.645	37.303	30.942	187.5	34:18.229	19	1	2:19.075	51.213	47.738	40.124	153.4	45:38.629
17	1	1:50.729	42.159	37.687	30.883	184.9	36:08.958	20	1	2:27.602	57.757	51.292	38.553	121.4	48:06.231
18	1	1:49.987	41.764	36.782	31.441	199.6	37:58.945	21	1	2:13.572	49.914	45.581	38.077	178.8	50:19.803
19	1	1:51.860	42.691	37.701	31.468	178.2	39:50.805	22	1	2:13.121	51.136	44.432	37.553	156.0	52:32.924
20	1	1:51.477	42.801	37.423	31.253	175.8	41:42.282								
21	1	1:50.828	42.530	36.960	31.338	188.8	43:33.110								
22	1	3:28.959	1:18.864	1:20.854	49.241	138.1	47:02.069								
23	1	1:50.281	42.845	36.747	30.689	186.2	48:52.350								
24	1	1:51.271	42.498	37.209	31.564	182.4	50:43.621								





# Circuito de Madrid Jarama - RACE

## Iberian Historic Endurance

### Race - 1

#### Tiempos Por Vuelta



28

P-A Forsvall

Lotus Elan

34

Carlos M. Santos

Ford Escort RS 2000

H-1965

Curated Garage

H-1976

Carlos A. Santos

Casmotorsport

Lap	D	Time	Sector 1	Sector 2	Sector 3	T. Spd	Elapsed	Lap	D	Time	Sector 1	Sector 2	Sector 3	T. Spd	Elapsed
1		2:14.764	56.765	42.566	35.433	155.3	2:14.764	1	1	2:15.768	58.864	42.103	34.801	150.4	2:15.768
2		2:05.111	47.762	42.025	35.324	167.7	4:19.875	2	1	2:05.092	48.102	42.502	34.488	178.5	4:20.860
3		2:04.680	47.517	42.015	35.148	169.0	6:24.555	3	1	2:04.819	47.539	42.467	34.813	170.3	6:25.679
4		2:04.579	47.489	42.064	35.026	173.6	8:29.134	4	1	2:06.341	47.964	42.989	35.388	165.1	8:32.020
5		2:04.880	47.193	42.259	35.428	180.0	10:34.014	5	1	2:05.253	47.656	42.714	34.883	174.7	10:37.273
6		2:05.543	47.630	42.554	35.359	175.3	12:39.557	6	1	2:07.878	48.053	44.414	35.411	173.9	12:45.151
7		2:08.008	48.059	43.481	36.468	152.5	14:47.565	7	1	2:44.255	52.841	1:04.941	46.473	179.7	15:29.406
8		2:13.761	50.021	45.882	37.858	148.7	17:01.326	8	1	2:40.587	58.924	56.191	45.472	123.5	18:09.993
9		2:14.285	53.014	44.585	36.686	154.0	19:15.611	9	1	2:54.682 P	1:07.644	56.783	50.255	61.8	21:04.675
10		2:52.523 P	49.918	1:15.452	47.153	152.3	22:08.134	10	2	3:53.159	2:29.804	45.718	37.637	82.9	24:57.834
11		3:28.899	2:11.791	42.180	34.928	97.4	25:37.033	11	2	2:17.012	50.328	45.908	40.776	162.1	27:14.846
12		2:03.392	47.045	41.449	34.898	173.0	27:40.425	12	2	2:19.585	52.104	47.592	39.889	148.7	29:34.431
13		2:02.419	46.789	41.109	34.521	171.7	29:42.844	13	2	2:19.976	52.076	48.502	39.398	150.4	31:54.407
14		2:04.101	47.364	42.311	34.426	162.4	31:46.945	14	2	2:18.739	52.425	47.040	39.274	152.5	34:13.146
15		2:03.176	47.223	41.569	34.384	158.1	33:50.121	15	2	2:17.670	52.390	46.689	38.591	152.5	36:30.816
16		2:02.234	46.427	41.271	34.536	175.6	35:52.355	16	2	2:18.239	52.581	47.563	38.095	146.5	38:49.055
17		2:07.204	47.184	43.189	36.831	170.0	37:59.559	17	2	2:13.941	50.241	45.720	37.980	153.6	41:02.996
18		2:05.028	49.102	41.375	34.551	170.6	40:04.587	18	2	2:12.282	49.949	44.641	37.692	151.8	43:15.278
19		2:04.513	46.967	43.065	34.481	171.1	42:09.100	19	2	2:22.914	51.807	50.788	40.319	154.0	45:38.192
20		2:09.520	48.518	43.111	37.891	170.0	44:18.620	20	2	2:25.673	57.558	50.889	37.226	120.9	48:03.865
21		2:56.719	58.411	1:07.565	50.743	127.5	47:15.339	21	2	2:11.435	49.698	44.741	36.996	164.8	50:15.300
22		2:05.330	47.923	42.659	34.748	166.1	49:20.669	22	2	2:16.873	52.990	46.074	37.809	142.1	52:32.173
23		2:03.650	47.428	41.663	34.559	161.1	51:24.319								

33

Domingos S. Coutinho

BMW 2800 CS

H-1976

Cláudio Vieira

Porsche 911 3.0 RS

H-1971

Alcides Petiz

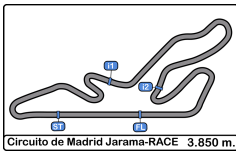
RP Motorsport

Aurora Motorsport

Lap	D	Time	Sector 1	Sector 2	Sector 3	T. Spd	Elapsed	Lap	D	Time	Sector 1	Sector 2	Sector 3	T. Spd	Elapsed
1		2:05.324	52.483	39.848	32.993	169.8	2:05.324	1		2:01.621	51.086	38.602	31.933	180.0	2:01.621
2		1:56.985	45.062	39.237	32.686	193.5	4:02.309	2		1:54.134	43.640	38.668	31.826	201.4	3:55.755
3		1:57.285	44.685	39.896	32.704	172.5	5:59.594	3		1:52.101	42.877	37.744	31.480	210.9	5:47.856
4		1:56.765	44.452	39.184	33.129	183.6	7:56.359	4		1:53.394	43.189	38.006	32.199	204.5	7:41.250
5		1:57.389	45.564	39.482	32.343	179.4	9:53.748	5		1:52.971	43.379	38.040	31.552	196.3	9:34.221
6		1:56.849	44.815	39.327	32.707	180.0	11:50.597	6		1:52.750	43.037	38.150	31.563	200.7	11:26.971
7		2:02.941	45.123	39.152	38.666	176.1	13:53.538	7		1:53.814	43.625	37.953	32.236	199.6	13:20.785
8		2:22.485	51.738	51.539	39.208	143.6	16:16.023	8		2:32.018	1:14.149	43.541	34.328	169.0	15:52.803
9		2:16.276	52.294	46.099	37.883	151.4	18:32.299	9		2:29.532	53.198	53.698	42.636	145.7	18:22.335
10		3:23.896 P	1:20.190	1:15.716	47.990	93.6	21:56.195	10		3:15.128	1:23.777	1:12.649	38.702	65.3	21:37.463
11		4:12.698	2:56.936	41.937	33.825	96.1	26:08.893	11		1:54.615	43.685	38.226	32.704	200.3	23:32.078
12		2:02.461	47.867	40.894	33.700	157.6	28:11.354	12		1:54.049	43.369	38.844	31.836	198.5	25:26.127
13		2:01.395	47.139	40.777	33.479	165.1	30:12.749	13		2:02.642 P	43.125	38.245	41.272	201.4	27:28.769
14		2:03.392	47.323	40.823	35.246	154.9	32:16.141	14		3:21.731	2:11.462	38.370	31.899	86.3	30:50.500
15		2:34.923 P	1:08.132	43.342	43.449	157.8	34:51.064	15		1:54.206	44.065	38.523	31.618	196.3	32:44.706
								16		1:55.052	44.775	38.378	31.899	206.1	34:39.758
								17		1:53.166	43.414	38.075	31.677	191.1	36:32.924
								18		1:53.298	44.169	37.707	31.422	185.8	38:26.222
								19		1:54.484	43.584	39.341	31.559	196.3	40:20.706
								20		1:52.354	43.135	37.732	31.487	200.7	42:13.060
								21		2:02.189	43.956	39.910	38.323	195.6	44:15.249
								22		2:56.442	58.441	1:07.724	50.277	124.7	47:11.691
								23		1:54.244	46.086	37.309	30.849	187.8	49:05.935
								24		1:53.906	44.658	37.943	31.305	197.0	50:59.841







# Circuito de Madrid Jarama - RACE

## Iberian Historic Endurance

### Race - 1

#### Tiempos Por Vuelta



47

Roberto Diaz-Rincon

Alfa Romeo 1750 GTAm

67

Jerome Quiot

Lotus Cortina

H-1971

Jorge Santos

RP Motorsport

GDS

Jerome Quiot

Lap	D	Time	Sector 1	Sector 2	Sector 3	T. Spd	Elapsed	Lap	D	Time	Sector 1	Sector 2	Sector 3	T. Spd	Elapsed
1	1	2:16.292	59.246	41.889	35.157	154.2	2:16.292	1	1	2:23.578	1:02.399	44.557	36.622	141.1	2:23.578
2	1	2:05.115	48.192	42.337	34.586	174.7	4:21.407	2	1	2:09.469	50.284	43.336	35.849	167.9	4:33.047
3	1	2:04.358	48.393	41.536	34.429	160.9	6:25.765	3	1	2:09.262	49.516	43.291	36.455	164.3	6:42.309
4	1	2:03.507	46.934	41.667	34.906	173.0	8:29.272	4	1	2:10.908	50.680	43.993	36.235	161.9	8:53.217
5	1	2:04.894	47.715	41.730	35.449	180.6	10:34.166	5	1	2:10.235	50.287	43.846	36.102	164.8	11:03.452
6	1	2:04.943	48.152	42.076	34.715	173.9	12:39.109	6	1	3:10.336 P	51.462	1:12.803	1:06.071	170.3	14:13.788

75

Carlos Brizido

Porsche 911 3.0 RS

H-1976

Dr. Bayard / MRauto

Lap	D	Time	Sector 1	Sector 2	Sector 3	T. Spd	Elapsed	Lap	D	Time	Sector 1	Sector 2	Sector 3	T. Spd	Elapsed
10	1	3:03.977 P	59.511	1:18.845	45.621	165.6	22:04.596	1	1	2:04.059	51.378	39.327	33.354	179.1	2:04.059
11	2	4:09.535	2:51.168	42.745	35.622	84.0	26:14.131	2	1	1:58.123	45.884	38.981	33.258	202.6	4:02.182
12	2	2:05.161	47.711	41.879	35.571	162.8	28:19.292	3	1	1:56.573	44.350	39.009	33.214	200.7	5:58.755
13	2	2:02.947	47.211	41.027	34.709	177.0	30:22.239	4	1	1:57.443	44.804	38.547	34.092	194.9	7:56.198
14	2	2:04.671	47.460	41.515	35.696	174.4	32:26.910	5	1	1:57.400	44.981	39.375	33.044	195.2	9:53.598
15	2	2:03.290	47.298	41.233	34.759	180.0	34:30.200	6	1	1:58.116	44.564	39.233	34.319	200.3	11:51.714
16	2	2:04.345	47.016	41.546	35.783	180.0	36:34.545	7	1	2:02.426	45.180	39.622	37.624	184.9	13:54.140
17	2	2:05.250	47.883	42.335	35.032	178.5	38:39.795	8	1	2:22.705	51.669	52.208	38.828	140.9	16:16.845
18	2	2:03.185	47.049	41.160	34.976	186.2	40:42.980	9	1	2:16.452	51.951	46.744	37.757	139.8	18:33.297
19	2	2:04.183	48.047	40.933	35.203	185.5	42:47.163	10	1	3:15.612	1:19.725	1:15.864	40.023	86.9	21:48.909
20	2	2:16.978	48.223	48.212	40.543	177.0	45:04.141	11	1	2:00.863	45.457	40.819	34.587	187.8	23:49.772
21	2	2:25.120	56.967	49.107	39.046	127.3	47:29.261	12	1	2:10.147 P	46.027	40.498	43.622	191.8	25:59.919
22	2	2:02.678	47.902	40.859	33.917	171.4	49:31.939	13	1	3:27.086	2:13.723	39.443	33.920	106.7	29:27.005
23	2	2:05.609	49.258	41.202	35.149	152.7	51:37.548	14	1	1:57.668	45.102	39.166	33.400	194.9	31:24.673

55

Paul Daniels

Porsche 911 2.8 RSR

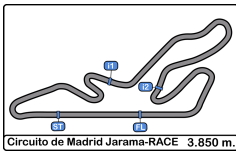
H-1976

Markus Palttala

JWA Racing

Lap	D	Time	Sector 1	Sector 2	Sector 3	T. Spd	Elapsed	Lap	D	Time	Sector 1	Sector 2	Sector 3	T. Spd	Elapsed
1	1	2:20.703	1:00.365	44.664	35.674	137.4	2:20.703	14	1	1:57.668	45.102	39.166	33.400	194.9	31:24.673
2	1	2:06.778	47.545	42.817	36.416	176.7	4:27.481	15	1	1:58.127	45.038	39.508	33.581	201.4	33:22.800
3	1	2:04.780	47.419	41.711	35.650	178.2	6:32.261	16	1	2:00.361	44.970	41.179	34.212	196.3	35:23.161
4	1	2:04.225	47.015	41.833	35.377	178.2	8:36.486	17	1	1:58.447	45.244	39.434	33.769	184.3	37:21.608
5	1	2:07.646	46.880	43.710	37.056	184.3	10:44.132	18	1	1:58.961	45.380	39.795	33.786	196.7	39:20.569
6	1	2:04.503	47.405	41.927	35.171	169.5	12:48.635	19	1	1:58.528	45.020	39.697	33.811	185.5	41:19.097
7	1	2:13.261	48.106	47.321	37.834	180.0	15:01.896	20	1	1:57.490	44.963	39.341	33.186	197.4	43:16.587
8	1	2:27.687	52.961	45.285	49.441	130.1	17:29.583	21	1	2:19.491	46.201	51.876	41.414	193.8	45:36.078
9	1	2:15.099	52.380	45.449	37.270	138.9	19:44.682	22	1	2:19.270	57.237	48.190	33.843	126.0	47:55.348
10	1	2:33.205 P	49.909	50.524	52.772	143.8	22:17.887	23	1	1:59.048	45.336	39.681	34.031	197.0	49:54.396
11	2	5:06.307	3:46.046	44.860	35.401	91.4	27:24.194	24	1	1:58.252	45.018	39.425	33.809	188.4	51:52.648
12	2	2:07.388	46.984	43.898	36.506	179.4	29:31.582								
13	2	2:05.598	47.908	42.594	35.096	174.7	31:37.180								
14	2	2:05.045	47.013	43.058	34.974	171.1	33:42.225								
15	2	2:06.433	48.004	43.160	35.269	162.6	35:48.658								
16	2	2:10.211	48.042	45.513	36.656	162.6	37:58.869								
17	2	2:10.270	48.476	46.092	35.702	183.9	40:09.139								
18	2	2:10.827	49.313	45.451	36.063	167.4	42:19.966								
19	2	2:09.271	47.846	45.147	36.278	162.6	44:29.237								
20	2	2:47.496	51.553	1:06.772	49.171	141.7	47:16.733								
21	2	2:08.117	48.870	43.716	35.531	166.9	49:24.850								
22	2	2:09.945	49.028	44.770	36.147	152.3	51:34.795								





# Circuito de Madrid Jarama - RACE

## Iberian Historic Endurance

### Race - 1

#### Tiempos Por Vuelta



82

Fabiano Vivacqua

Porsche 356 B

102

Thierry Lafont

AC Cobra 289

H-1965

Garagem João Gomes

H-1965

Damien Kohler

GT Classic

Lap	D	Time	Sector 1	Sector 2	Sector 3	T. Spd	Elapsed	Lap	D	Time	Sector 1	Sector 2	Sector 3	T. Spd	Elapsed
1		2:42.422	1:10.423	50.386	41.613	152.9	2:42.422	1		2:13.453	56.203	42.787	34.463	144.5	2:13.453
2		2:26.645	56.402	49.799	40.444	145.5	5:09.067	2		2:04.378	47.571	42.402	34.405	162.1	4:17.831
3		2:33.772	57.265	52.883	43.624	146.5	7:42.839	3		2:04.012	46.977	42.468	34.567	152.1	6:21.843
4		2:28.207	56.517	50.596	41.094	158.1	10:11.046	4		2:02.632	46.823	41.759	34.050	173.0	8:24.475
5		2:26.895	55.538	50.888	40.469	143.0	12:37.941	5		2:02.866	46.925	42.046	33.895	177.6	10:27.341
6		2:49.901	59.793	1:03.824	46.284	140.9	15:27.842	6		2:01.402	45.974	41.873	33.555	173.6	12:28.743
7		2:40.388	59.669	55.414	45.305	124.7	18:08.230	7		2:03.113	46.539	42.094	34.480	160.4	14:31.856
8		2:47.560	1:08.812	53.759	44.989	72.6	20:55.790	8		2:08.184	48.356	45.126	34.702	161.1	16:40.040
9		2:39.665	1:00.565	53.142	45.958	129.9	23:35.455	9		2:05.974	48.000	43.079	34.895	175.8	18:46.014
10		2:27.664	55.313	52.399	39.952	153.6	26:03.119	10		3:17.286 P	1:11.651	1:17.915	47.720	163.8	22:03.300
11		2:24.614	55.583	48.913	40.118	162.4	28:27.733	11		3:52.280	2:34.412	43.873	33.995	98.9	25:55.580
12		2:41.149 P	57.218	51.330	52.601	129.0	31:08.882	12		2:03.854	47.781	42.027	34.046	158.8	27:59.434
13		4:28.732	2:56.645	49.679	42.408	51.7	35:37.614	13		2:03.761	47.857	41.708	34.196	159.5	30:03.195
14		2:29.266	54.213	52.435	42.618	159.7	38:06.880	14		2:13.464 P	47.150	45.184	41.130	171.7	32:16.659
15		2:29.708	55.589	53.063	41.056	150.4	40:36.588	15		2:55.990	1:42.408	40.314	33.268	54.2	35:12.649
16		2:24.981	55.895	48.772	40.314	158.1	43:01.569	16		1:58.887	46.099	39.603	33.185	167.1	37:11.536
17		2:30.457	56.364	50.364	43.729	161.6	45:32.026	17		1:57.740	45.631	39.225	32.884	166.1	39:09.276
18		2:28.929	57.315	50.081	41.533	139.8	48:00.955	18		1:59.379	46.444	40.138	32.797	167.1	41:08.655
19		2:25.672	56.562	48.879	40.231	147.1	50:26.627	19		1:57.955	45.467	39.815	32.673	172.2	43:06.610
20		2:23.766	54.583	48.904	40.279	161.6	52:50.393	20		2:27.150	51.960	52.016	43.174	174.7	45:33.760
21								21		2:27.686	56.085	50.324	41.277	125.2	48:01.446
22								22		2:01.162	48.170	39.712	33.280	154.0	50:02.608
23								23		1:57.078	45.504	39.071	32.503	176.1	51:59.686

83

Bruno Duarte

Porsche 911 RS 3.0

H-1976

Filipe Silva Jesus

Garagem João Gomes / LCSS

Lap	D	Time	Sector 1	Sector 2	Sector 3	T. Spd	Elapsed
1	1	2:00.813	50.592	38.333	31.888	183.0	2:00.813
2	1	1:54.802	44.137	38.408	32.257	198.1	3:55.615
3	1	1:55.607	44.678	38.773	32.156	198.1	5:51.222
4	1	1:55.656	44.179	38.985	32.492	190.4	7:46.878
5	1	1:55.792	44.635	38.495	32.662	183.0	9:42.670
6	1	1:54.508	44.065	38.343	32.100	209.7	11:37.178
7	1	1:55.500	44.448	38.563	32.489	192.5	13:32.678
8	1	2:31.805	1:05.132	49.094	37.579	172.8	16:04.483
9	1	2:19.497	51.602	47.628	40.267	144.5	18:23.980
10	1	3:23.352 P	1:23.637	1:14.001	45.714	65.0	21:47.332
11	2	3:20.986	2:06.814	40.385	33.787	97.9	25:08.318
12	2	2:00.917	46.127	40.235	34.555	181.8	27:09.235
13	2	1:58.038	45.067	39.907	33.064	185.2	29:07.273
14	2	1:58.948	45.366	39.881	33.701	197.0	31:06.221
15	2	1:59.537	45.559	40.617	33.361	197.4	33:05.758
16	2	1:56.167	44.559	38.973	32.635	193.8	35:01.925
17	2	1:55.748	44.247	38.972	32.529	193.5	36:57.673
18	2	1:57.464	44.275	39.834	33.355	195.2	38:55.137
19	2	1:58.917	45.579	39.907	33.431	193.5	40:54.054
20	2	1:59.522	45.716	39.467	34.339	179.1	42:53.576
21	2	2:11.032	47.313	43.165	40.554	183.0	45:04.608
22	2	2:25.354	57.146	49.013	39.195	128.2	47:29.962
23	2	1:59.079	45.565	40.046	33.468	183.6	49:29.041
24	2	2:03.690	48.931	41.554	33.205	161.4	51:32.731

107

Javier Garcia Revenga

Alfa Romeo Giulietta

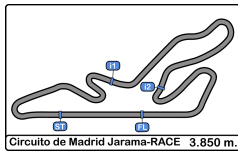
GDS

Roberto López Garcia

Clasicos Madrid

Lap	D	Time	Sector 1	Sector 2	Sector 3	T. Spd	Elapsed
1	1	2:47.610	1:12.600	51.105	43.905	140.6	2:47.610
2	1	2:34.254	57.928	52.302	44.024	140.0	5:21.864
3	1	2:38.293	58.484	53.335	46.474	146.5	8:00.157
4	1	2:54.276 P	1:01.300	54.730	58.246	141.5	10:54.433
5	1	7:07.391	5:20.056	58.446	48.889	57.8	18:01.824
6	1	2:52.612	1:13.434	54.255	44.923	100.0	20:54.436
7	1	2:41.923	1:01.191	53.318	47.414	137.4	23:36.359
8	1	2:58.919 P	1:06.492	56.926	55.501	127.2	26:35.278
9	2	4:43.089	2:59.722	58.219	45.148	68.4	31:18.367
10	2	2:31.670	58.590	51.531	41.549	133.9	33:50.037
11	2	2:33.217	56.929	51.336	44.952	134.8	36:23.254
12	2	2:41.139	59.233	58.260	43.646	128.2	39:04.393
13	2	2:34.966	58.328	53.645	42.993	123.8	41:39.359
14	2	2:35.164	58.329	50.768	46.067	124.8	44:14.523
15	2	2:56.986	58.482	1:07.621	50.883	123.4	47:11.509
16	2	2:36.430	1:01.747	53.054	41.629	125.7	49:47.939
17	2	2:30.085	57.748	51.254	41.083	129.6	52:18.024





# Circuito de Madrid Jarama - RACE

## Iberian Historic Endurance

### Race - 1

#### Tiempos Por Vuelta

**123**

Bruno Santos

Porsche 911 3.0 RS

Sydney Beynat

Alfa Romeo GT Am

H-1976

Aurora Motorsport

H-1971

Alexandre Bouchon

GT Classic

Lap	D	Time	Sector 1	Sector 2	Sector 3	T. Spd	Elapsed	Lap	D	Time	Sector 1	Sector 2	Sector 3	T. Spd	Elapsed
1		1:55.406	46.067	38.154	31.185	201.1	1:55.406	1	1	2:41.627	1:09.641	50.771	41.215	149.7	2:41.627
2		1:50.837	42.443	37.357	31.037	220.8	3:46.243	2	1	2:27.001	56.155	49.626	41.220	137.9	5:08.628
3		1:51.683	42.721	37.582	31.380	206.8	5:37.926	3	1	2:33.812	56.671	52.428	44.713	135.5	7:42.440
4		1:53.029	42.517	37.898	32.614	208.0	7:30.955	4	1	2:34.170	58.910	51.910	43.350	133.8	10:16.610
5		1:51.543	42.517	37.387	31.639	204.5	9:22.498	5	1	2:28.980	56.810	49.997	42.173	147.9	12:45.590
6		1:54.619	43.058	39.665	31.896	192.8	11:17.117	6	1	2:45.828	56.990	1:02.067	46.771	144.0	15:31.418
7		1:54.065	42.823	39.744	31.498	209.3	13:11.182	7	1	2:41.352	1:03.751	53.266	44.335	111.3	18:12.770
8		2:23.239	43.820	52.607	46.812	194.9	15:34.421	8	1	2:49.064	1:13.528	52.683	42.853	63.4	21:01.834
9		2:42.593	1:03.893	55.680	43.020	101.8	18:17.014	9	1	2:34.646	1:01.942	49.194	43.510	118.9	23:36.480
10		3:17.392	1:24.940	1:12.939	39.513	71.8	21:34.406	10	1	2:37.336 P	56.661	51.338	49.337	136.3	26:13.816
11		1:51.508	42.574	37.598	31.336	206.5	23:25.914	11	2	3:27.308	2:07.437	44.281	35.590	96.0	29:41.124
12		1:51.575	42.500	37.957	31.118	205.3	25:17.489	12	2	2:13.326	51.493	44.034	37.799	162.4	31:54.450
13		1:58.138 P	42.529	37.697	37.912	197.4	27:15.627	13	2	2:07.855	48.921	43.442	35.492	159.7	34:02.305
14		3:16.787	2:07.654	37.659	31.474	97.2	30:32.414	14	2	2:10.165	49.979	43.698	36.488	167.1	36:12.470
15		1:53.572	42.705	38.119	32.748	194.9	32:25.986	15	2	2:06.261	48.182	42.746	35.333	173.3	38:18.731
16		1:51.399	43.150	37.292	30.957	192.1	34:17.385	16	2	2:08.788	48.021	44.552	36.215	176.4	40:27.519
17		1:53.571	42.642	38.870	32.059	201.1	36:10.956	17	2	2:08.188	50.287	42.856	35.045	163.1	42:35.707
18		1:52.067	42.104	37.905	32.058	215.5	38:03.023	18	2	2:10.459	50.183	44.264	36.012	164.6	44:46.166
19		1:55.465	44.530	39.512	31.423	190.8	39:58.488	19	2	2:36.739	48.528	1:01.196	47.015	161.1	47:22.905
20		1:51.891	42.903	37.724	31.264	199.6	41:50.379	20	2	2:08.412	50.126	43.349	34.937	165.3	49:31.317
21		1:53.492	43.171	38.132	32.189	193.2	43:43.871	21	2	2:07.776	48.347	43.246	36.183	167.1	51:39.093
22		3:20.818	1:09.907	1:22.740	48.171	176.4	47:04.689								
23		1:50.425	42.422	36.967	31.036	207.2	48:55.114								
24		1:50.347	42.244	37.084	31.019	208.0	50:45.461								

**132**

Juan Alonso Catalá

Porsche 911 3.0 RS

Manuel Gonzalez de la Torre

Porsche 914/6

H-1976

Jose Antonio Zorrilla

Eficar Team

H-1971

Curated Garage

Lap	D	Time	Sector 1	Sector 2	Sector 3	T. Spd	Elapsed	Lap	D	Time	Sector 1	Sector 2	Sector 3	T. Spd	Elapsed
1	1	2:04.634	51.817	40.116	32.701	167.7	2:04.634	1		2:14.322	57.370	42.117	34.835	154.5	2:14.322
2	1	1:55.621	44.254	38.911	32.456	207.6	4:00.255	2		2:04.545	47.566	42.056	34.923	168.4	4:18.867
3	1	1:56.037	44.242	39.193	32.602	203.0	5:56.292	3		2:04.618	47.990	41.522	35.106	160.4	6:23.485
4	1	1:56.574	44.317	39.408	32.849	197.8	7:52.866	4		2:04.756	47.936	41.986	34.834	169.8	8:28.241
5	1	1:56.812	44.890	39.122	32.800	196.7	9:49.678	5		2:04.935	47.388	42.096	35.451	170.6	10:33.176
6	1	1:57.138	45.002	39.153	32.983	195.6	11:46.816	6		2:04.979	47.533	42.425	35.021	173.6	12:38.155
7	1	2:00.195	45.086	39.360	35.749	191.4	13:47.011	7		2:04.971	47.445	42.177	35.349	167.4	14:43.126
8	1	2:23.632	55.143	50.913	37.576	148.5	16:10.643	8		2:09.292	48.020	45.659	35.613	158.5	16:52.418
9	1	2:16.399	50.054	46.215	40.130	162.4	18:27.042	9		2:06.537	48.190	42.924	35.423	157.8	18:58.955
10	1	3:27.977 P	1:24.241	1:15.624	48.112	59.3	21:55.019	10		2:55.893	59.799	1:18.556	37.538	154.5	21:54.848
11	2	3:59.505	2:39.234	41.700	38.571	87.5	25:54.524	11		2:14.003 P	47.498	42.830	43.675	153.4	24:08.851
12	2	2:06.702	51.024	41.461	34.217	155.3	28:01.226	12		3:23.725	2:08.189	40.980	34.556	93.3	27:32.576
13	2	2:03.542	46.651	41.950	34.941	199.6	30:04.768	13		2:06.711	47.855	43.448	35.408	164.3	29:39.287
14	2	2:04.141	46.984	42.537	34.620	186.5	32:08.909	14		2:06.418	47.681	43.232	35.505	161.4	31:45.705
15	2	2:03.803	46.912	42.009	34.882	172.2	34:12.712	15		2:03.303	47.099	41.307	34.897	173.6	33:49.008
16	2	2:05.776	47.077	43.176	35.523	185.8	36:18.488	16		2:02.422	46.766	40.643	35.013	174.1	35:51.430
17	2	2:18.976	46.002	58.539	34.435	183.3	38:37.464	17		2:06.710	47.305	42.291	37.114	169.8	37:58.140
18	2	1:59.220	45.431	39.980	33.809	198.8	40:36.684	18		2:05.151	47.986	42.556	34.609	172.5	40:03.291
19	2	2:00.897	46.070	41.144	33.683	198.1	42:37.581	19		2:04.328	46.973	42.953	34.402	167.7	42:07.619
20	2	2:05.436	46.277	42.936	36.223	191.1	44:43.017	20		2:08.576	47.480	43.772	37.324	171.1	44:16.195
21	2	2:39.254	49.566	1:02.108	47.580	164.8	47:22.271	21		3:02.678 P	59.838	1:07.610	55.230	123.1	47:18.873
22	2	2:05.645	47.501	42.931	35.213	176.1	49:27.916	22		2:43.827	1:21.081	46.816	35.930	91.9	50:02.700
23	2	2:10.187	50.316	43.318	36.553	158.3	51:38.103	23		2:08.376	48.140	43.751	36.485	171.1	52:11.076





# Circuito de Madrid Jarama - RACE

## Iberian Historic Endurance

### Race - 1

#### Tiempos Por Vuelta

**158**

Martin Aubert

Lotus Elite **174**

António Castro Ortega

Porsche 2.5 ST

GDS

Adam Bruzas

H-1971

Angel Lanchares Alonso

Aurora Motorsport

Lap	D	Time	Sector 1	Sector 2	Sector 3	T. Spd	Elapsed	Lap	D	Time	Sector 1	Sector 2	Sector 3	T. Spd	Elapsed
1	1	2:33.332	1:08.356	46.745	38.231	150.6	2:33.332	1	1	2:10.850	55.465	41.350	34.035	166.1	2:10.850
2	1	2:15.568	51.255	46.044	38.269	163.1	4:48.900	2	1	2:01.345	46.671	41.127	33.547	178.5	4:12.195
3	1	2:15.176	51.097	45.735	38.344	171.1	7:04.076	3	1	2:01.775	46.485	40.977	34.313	189.1	6:13.970
4	1	2:14.667	51.142	45.441	38.084	168.2	9:18.743	4	1	2:02.451	46.569	41.318	34.564	178.5	8:16.421
5	1	2:15.215	51.037	46.534	37.644	168.2	11:33.958	5	1	2:04.279	47.281	42.679	34.319	179.7	10:20.700
6	1	2:17.647	51.907	45.541	40.199	160.2	13:51.605	6	1	2:04.343	47.923	41.851	34.569	173.6	12:25.043
7	1	2:23.765	52.947	51.215	39.603	133.8	16:15.370	7	1	2:04.623	46.780	42.655	35.188	176.1	14:29.666
8	1	2:16.003	52.576	45.524	37.903	157.4	18:31.373	8	1	2:08.502	47.728	45.670	35.104	164.6	16:38.168
9	1	3:17.436	1:20.379	1:16.052	41.005	76.0	21:48.809	9	1	2:05.510	48.092	42.254	35.164	164.3	18:43.678
10	1	2:15.479	51.818	45.844	37.817	162.8	24:04.288	10	1	3:16.749 P	1:12.297	1:16.748	47.704	155.8	22:00.427
11	1	2:23.163 P	52.549	45.940	44.674	156.9	26:27.451	11	2	3:56.239 P	2:15.537	41.097	59.605	93.8	25:56.666
12	2	4:13.001	2:39.899	50.706	42.396	85.3	30:40.452	12	1	3:53.170	2:35.427	42.831	34.912	97.3	29:49.836
13	2	2:28.164	55.554	51.054	41.556	151.8	33:08.616	13	1	2:04.189	47.114	41.441	35.634	168.2	31:54.025
14	2	2:25.790	55.542	49.808	40.440	147.7	35:34.406	14	1	2:02.467	46.853	41.230	34.384	185.5	33:56.492
15	2	2:25.876	54.835	48.925	42.116	153.8	38:00.282	15	1	2:03.253	47.478	41.240	34.535	168.2	35:59.745
16	2	2:27.246	55.317	50.307	41.622	148.7	40:27.528	16	1	2:02.626	46.295	41.038	35.293	183.6	38:02.371
17	2	2:28.141	55.894	49.970	42.277	144.7	42:55.669	17	1	2:07.249	47.779	43.732	35.738	165.1	40:09.620
18	2	2:34.512	58.307	52.340	43.865	133.1	45:30.181	18	1	2:03.381	47.759	41.387	34.235	167.4	42:13.001
19	2	2:27.070	56.526	50.138	40.406	150.0	47:57.251	19	1	2:06.467	47.227	42.807	36.433	167.9	44:19.468
20	2	2:25.754	55.945	50.391	39.418	155.6	50:23.005	20	1	2:56.171	58.368	1:07.862	49.941	128.1	47:15.639
21	2	2:22.202	54.188	48.348	39.666	156.0	52:45.207	21	1	2:04.623	46.887	42.344	35.392	180.0	49:20.262
								22	1	2:03.101	46.332	41.676	35.093	190.8	51:23.363

**165**

Fabrice Bernollin

Shelby Daytona Cobra 4700

H-1965

**176**

Eduardo Davila Vega

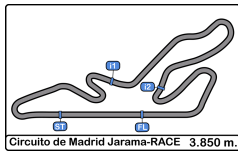
Porsche 911 3.0 RS

H-1976

VDC Competición

Lap	D	Time	Sector 1	Sector 2	Sector 3	T. Spd	Elapsed	Lap	D	Time	Sector 1	Sector 2	Sector 3	T. Spd	Elapsed
1		2:27.903	1:05.553	45.891	36.459	142.8	2:27.903	1		1:56.345	47.002	38.124	31.219	198.5	1:56.345
2		2:11.167	49.024	45.842	36.301	167.4	4:39.070	2		1:52.496	42.962	38.044	31.490	206.1	3:48.841
3		2:10.108	48.923	45.245	35.940	157.6	6:49.178	3		1:52.733	43.722	37.623	31.388	193.5	5:41.574
4		2:09.162	48.364	44.635	36.163	158.5	8:58.340	4		1:52.596	43.241	37.909	31.446	194.2	7:34.170
5		2:15.883	50.047	48.060	37.776	168.4	13:23.678	5		1:52.888	43.394	37.945	31.549	193.2	9:27.058
6		2:40.314	1:12.904	49.432	37.978	141.9	16:03.992	6		1:54.212	43.244	38.745	32.223	193.8	11:21.270
7		2:19.411	51.498	47.354	40.559	148.7	18:23.403	7		1:53.539	43.315	38.419	31.805	193.2	13:14.809
8		3:18.180	1:23.690	1:13.195	41.295	67.9	21:41.583	8		2:21.471	46.679	48.732	46.060	159.7	15:36.280
9		2:22.913 P	50.641	46.429	45.843	163.3	24:04.496	9		2:42.004	1:04.203	55.092	42.709	99.0	18:18.284
10		4:04.730	2:43.523	45.548	35.659	97.8	28:09.226	10		3:23.037 P	1:24.483	1:12.705	45.849	72.0	21:41.321
11		2:10.074	49.608	44.995	35.471	167.4	30:19.300	11		3:21.436	2:12.636	37.818	30.982	113.9	25:02.757
12		2:10.724	48.137	45.502	37.085	166.9	32:30.024	12		1:52.007	43.668	37.438	30.901	192.1	26:54.764
13		2:10.301	49.100	45.168	36.033	169.8	34:40.325	13		1:51.318	42.946	37.344	31.028	193.2	28:46.082
14		2:07.636	47.810	44.530	35.296	168.4	36:47.961	14		1:53.389	42.933	38.348	32.108	183.6	30:39.471
15		2:09.716	48.149	46.355	35.212	166.1	38:57.677	15		1:52.273	43.422	37.636	31.215	189.8	32:31.744
16		2:05.929	47.598	43.001	35.330	163.3	41:03.606	16		1:52.814	43.513	38.153	31.148	191.1	34:24.558
17		2:06.505	48.329	43.983	34.193	164.3	43:10.111	17		1:56.278	43.536	40.306	32.436	199.6	36:20.836
18		2:25.645	51.172	52.712	41.761	167.9	45:35.756	18		1:55.340	44.081	39.768	31.491	182.7	38:16.176
19		2:25.769	56.715	51.384	37.670	126.7	48:01.525	19		1:53.317	43.435	38.179	31.703	200.3	40:09.493
20		2:09.299	49.572	44.128	35.599	174.4	50:10.824	20		1:53.353	43.248	38.702	31.403	189.1	42:02.846
21		2:09.882	49.179	44.798	35.905	159.5	52:20.706	21		2:13.669	43.924	37.873	51.872	184.3	44:16.515
								22		2:55.100	58.420	1:07.633	49.047	121.0	47:11.615
								23		1:53.063	44.135	37.772	31.156	183.0	49:04.678
								24		1:54.431	45.701	37.283	31.447	191.1	50:59.109





# Circuito de Madrid Jarama - RACE

## Iberian Historic Endurance

### Race - 1

#### Tiempos Por Vuelta



# 216

Jorge Guimarães

Volvo 121

# 269

Grégoire Audi

Shelby Cobra Daytona

H-1971

Jorge Guimarães

H-1965

Olivier Muytjens

HY Racing

Lap	D	Time	Sector 1	Sector 2	Sector 3	T. Spd	Elapsed	Lap	D	Time	Sector 1	Sector 2	Sector 3	T. Spd	Elapsed
1		2:22.751	1:01.887	44.303	36.561	167.4	2:22.751	1	1	1:57.117	47.795	37.768	31.554	184.3	1:57.117
2		2:08.294	48.800	43.061	36.433	178.5	4:31.045	2	1	1:52.618	43.409	37.289	31.920	190.4	3:49.735
3		2:08.735	48.860	43.278	36.597	177.6	6:39.780	3	1	1:53.099	43.569	37.655	31.875	191.8	5:42.834
4		2:08.635	49.292	42.842	36.501	180.0	8:48.415	4	1	1:53.417	43.211	37.545	32.661	198.5	7:36.251
5		2:08.968	49.424	43.039	36.505	181.5	10:57.383	5	1	1:53.398	43.708	37.533	32.157	193.5	9:29.649
6		2:10.651	49.709	43.608	37.334	178.2	13:08.034	6	1	1:53.172	43.450	37.642	32.080	193.8	11:22.821
7		2:27.055	49.990	50.505	46.560	171.1	15:35.089	7	1	1:54.238	43.960	38.387	31.891	192.5	13:17.059
8		2:42.363	1:04.698	54.887	42.778	97.4	18:17.452	8	1	2:26.197	51.762	50.903	43.532	145.3	15:43.256
9		2:54.554 P	1:22.411	47.521	44.622	69.5	21:12.006	9	1	2:37.487	1:00.416	54.048	43.023	117.9	18:20.743
10		3:41.354	2:21.977	42.947	36.430	83.2	24:53.360	10	1	3:15.834	1:23.111	1:12.703	40.020	71.1	21:36.577
11		2:08.633	49.156	42.965	36.512	177.6	27:01.993	11	1	1:53.558	43.582	37.188	32.788	194.9	23:30.135
12		2:08.612	48.868	42.634	37.110	177.9	29:10.605	12	1	1:55.352	44.470	38.826	32.056	188.8	25:25.487
13		2:10.760	49.850	43.907	37.003	177.9	31:21.365	13	1	1:52.758	43.476	37.646	31.636	197.4	27:18.245
14		2:11.563	51.097	43.818	36.648	176.7	33:32.928	14	1	2:00.328 P	44.047	38.287	37.994	187.5	29:18.573
15		2:12.112	49.745	44.019	38.348	181.2	35:45.040	15	2	3:30.009	2:18.215	38.896	32.898	83.2	32:48.582
16		2:13.118	51.232	43.945	37.941	171.1	37:58.158	16	2	1:55.944	44.583	38.385	32.976	195.2	34:44.526
17		2:15.095	51.542	45.543	38.010	170.6	40:13.253	17	2	1:54.561	44.564	38.253	31.744	194.5	36:39.087
18		2:28.376 P	53.503	47.283	47.590	154.5	42:41.629	18	2	1:57.621	44.391	40.187	33.043	191.8	38:36.708
19		2:52.731	1:18.204	51.656	42.871	103.6	45:34.360	19	2	1:54.817	44.253	38.275	32.289	187.8	40:31.525
20		2:27.402	56.259	50.598	40.545	123.0	48:01.762	20	2	1:56.119	45.193	38.911	32.015	179.7	42:27.644

# 221

Alberto Velez-Grilo

BMW 1800 TiSA

GDS

Tomaz Velez-Grilo

Garagem João Gomes

Lap	D	Time	Sector 1	Sector 2	Sector 3	T. Spd	Elapsed
1	1	2:27.411	1:04.371	45.602	37.438	157.6	2:27.411
2	1	2:14.828	51.280	45.637	37.911	158.3	4:42.239
3	1	2:14.621	51.469	45.569	37.583	166.1	6:56.860
4	1	2:13.788	50.379	45.314	38.095	173.0	9:10.648
5	1	2:14.327	51.216	45.830	37.281	169.2	11:24.975
6	1	2:14.261	50.926	46.339	36.996	165.3	13:39.236
7	1	2:32.623	1:02.262	52.172	38.189	148.7	16:11.859
8	1	2:15.462	51.163	45.777	38.522	156.9	18:27.321
9	1	3:25.614 P	1:22.515	1:15.393	47.706	65.8	21:52.935
10	2	4:12.636	2:44.481	47.817	40.338	85.3	26:05.571
11	2	2:15.677	52.192	45.308	38.177	156.2	28:21.248
12	2	2:14.597	50.830	46.490	37.277	153.6	30:35.845
13	2	2:12.446	50.547	44.419	37.480	156.9	32:48.291
14	2	2:12.848	50.079	45.203	37.566	158.3	35:01.139
15	2	2:12.122	50.318	44.579	37.225	156.2	37:13.261
16	2	2:14.342	50.750	45.962	37.630	158.3	39:27.603
17	2	2:15.311	51.888	46.275	37.148	152.9	41:42.914
18	2	2:14.288	52.133	45.013	37.142	151.4	43:57.202
19	2	3:10.024	57.366	1:23.271	49.387	138.8	47:07.226
20	2	2:12.801	50.596	45.075	37.130	164.6	49:20.027
21	2	2:20.112	52.312	48.232	39.568	133.1	51:40.139

# 273

Laurent Jaspers

Jaguar E-Type 63

H-1965

JAC Motors Team

Lap	D	Time	Sector 1	Sector 2	Sector 3	T. Spd	Elapsed
1		2:00.000	49.647	38.478	31.875	177.0	2:00.000
2		1:54.940	43.671	38.956	32.313	200.3	3:54.940
3		1:55.699	44.676	38.811	32.212	200.7	5:50.639
4		1:56.848	44.068	39.419	33.361	196.3	7:47.487
5		1:55.784	44.596	38.936	32.252	180.3	9:43.271
6		1:54.834	44.046	38.638	32.150	198.8	11:38.105
7		1:55.740	44.488	39.050	32.202	189.1	13:33.845
8		2:37.044 P	1:05.029	48.628	43.387	172.2	16:10.889
9		2:33.420	1:15.790	43.251	34.379	114.1	18:44.309
10		3:17.406 P	1:12.533	1:16.802	48.071	146.7	22:01.715
11		3:18.489	2:05.153	41.177	32.159	114.4	25:20.204
12		1:57.063	44.095	40.829	32.139	190.4	27:17.267
13		1:56.203	44.283	38.888	33.032	178.5	29:13.470
14		1:54.525	43.907	38.581	32.037	198.5	31:07.995
15		1:56.276	43.883	39.802	32.591	196.3	33:04.271
16		1:56.563	43.981	38.279	34.303	191.8	35:00.834
17		1:54.813	44.429	38.425	31.959	191.8	36:55.647
18		1:55.451	44.063	39.204	32.184	196.0	38:51.098
19		1:54.750	43.992	38.718	32.040	182.1	40:45.848
20		1:54.862	44.167	38.916	31.779	191.8	42:40.710
21		1:59.193	43.674	40.752	34.767	199.2	44:39.903
22		2:41.140	49.999	1:03.737	47.404	130.9	47:21.043
23		1:57.370	45.754	38.479	33.137	169.8	49:18.413
24		1:53.142	43.645	37.822	31.675	193.2	51:11.555







# Circuito de Madrid Jarama - RACE

## Iberian Historic Endurance

### Race - 1

#### Tiempos Por Vuelta



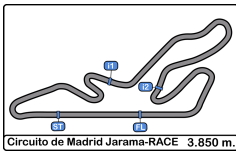
**290** Miguel Lobo Shelby Cobra Daytona Coupé **337** Piero dal Maso Porsche 911 2.5 ST

INVS *							Antunes Motorsport		H-1971		José Carvalhosa		Garagem João Gomes		
Lap	D	Time	Sector 1	Sector 2	Sector 3	T. Spd	Elapsed	Lap	D	Time	Sector 1	Sector 2	Sector 3	T. Spd	Elapsed
1		1:58.288	48.611	37.957	31.720	183.6	1:58.288	1	1	2:10.551	54.977	40.833	34.741	165.3	2:10.551
2		1:52.756	43.240	37.647	31.869	210.1	3:51.044	2	1	2:00.805	46.490	40.393	33.922	189.8	4:11.356
3		1:52.581	43.128	37.700	31.753	190.4	5:43.625	3	1	1:59.970	45.911	40.208	33.851	200.0	6:11.326
4		1:54.111	43.275	38.445	32.391	191.4	7:37.736	4	1	2:00.912	46.451	40.234	34.227	196.7	8:12.238
5		1:53.686	43.407	38.470	31.809	200.3	9:31.422	5	1	2:00.958	46.435	40.438	34.085	190.1	10:13.196
6		1:53.292	43.157	38.337	31.798	194.2	11:24.714	6	1	2:00.644	46.128	40.222	34.294	188.1	12:13.840
7		1:54.198	43.755	38.127	32.316	181.2	13:18.912	7	1	2:01.760	46.113	40.394	35.253	191.4	14:15.600
8		2:25.290	50.946	50.911	43.433	171.9	15:44.202	8	1	2:12.810	48.884	49.743	34.183	180.0	16:28.410
9		2:37.246	1:00.897	53.615	42.734	109.7	18:21.448	9	1	2:07.303	48.647	41.886	36.770	175.3	18:35.713
10		3:15.632	1:23.780	1:12.117	39.735	66.3	21:37.080	10	1	3:23.475 P	1:19.238	1:16.371	47.866	85.3	21:59.188
11		1:55.163	43.625	38.281	33.257	192.5	23:32.243	11	2	3:30.521	2:13.280	42.350	34.891	104.3	25:29.709
12		1:55.914	44.601	39.431	31.882	178.8	25:28.157	12	2	2:00.455	46.896	40.018	33.541	180.0	27:30.164
13		1:54.107	43.829	38.104	32.174	183.6	27:22.264	13	2	2:01.762	46.291	40.228	35.243	178.5	29:31.926
14		2:01.421 P	44.000	38.176	39.245	200.7	29:23.685	14	2	2:00.941	46.558	40.380	34.003	191.8	31:32.867
15		3:20.794	2:10.481	38.228	32.085	94.9	32:44.479	15	2	2:00.001	46.189	39.962	33.850	184.3	33:32.868
16		1:54.527	44.024	38.220	32.283	203.0	34:39.006	16	2	2:01.412	46.429	40.191	34.792	189.4	35:34.280
17		1:53.174	43.695	37.886	31.593	186.2	36:32.180	17	2	2:00.457	46.244	40.351	33.862	184.3	37:34.737
18		1:53.055	43.609	37.865	31.581	194.2	38:25.235	18	2	2:00.444	46.217	40.522	33.705	191.8	39:35.181
19		1:53.864	43.485	38.354	32.025	184.6	40:19.099	19	2	2:03.053	45.970	41.413	35.670	186.5	41:38.234
20		1:53.829	44.019	37.898	31.912	185.8	42:12.928	20	2	2:02.143	47.702	40.204	34.237	182.1	43:40.377
21		2:02.976	43.708	41.474	37.794	197.4	44:15.904	21	2	3:22.805	1:12.509	1:20.692	49.604	174.7	47:03.182
22		2:55.893	58.477	1:07.553	49.863	122.4	47:11.797	22	2	2:00.404	46.430	40.063	33.911	186.8	49:03.586
23		1:57.284	46.544	38.950	31.790	183.6	49:09.081	23	2	2:01.895	47.757	40.109	34.029	183.6	51:05.481
24		2:01.661	45.928	41.870	33.863	175.8	51:10.742								

**327** Nuno Nunes Porsche 911 SWB **366** Guillaume Huber Ford Mustang

GDS							Piero dal Maso		Garagem João Gomes		H-1965					Calvin Motors	
Lap	D	Time	Sector 1	Sector 2	Sector 3	T. Spd	Elapsed	Lap	D	Time	Sector 1	Sector 2	Sector 3	T. Spd	Elapsed		
1	1	2:18.162	59.558	42.868	35.736	159.0	2:18.162	1		2:09.040	54.288	40.578	34.174	158.8	2:09.040		
2	1	2:05.588	47.510	42.657	35.421	188.1	4:23.750	2		1:59.959	46.214	40.406	33.339	181.5	4:08.999		
3	1	2:05.407	47.298	42.497	35.612	188.1	6:29.157	3		2:00.142	46.051	40.722	33.369	184.9	6:09.141		
4	1	2:05.143	47.156	42.377	35.610	186.8	8:34.300	4		2:01.254	45.840	39.943	35.471	197.0	8:10.395		
5	1	2:06.793	48.364	42.752	35.677	177.6	10:41.093	5		2:00.929	46.660	40.127	34.142	196.7	10:11.324		
6	1	2:06.788	48.441	42.533	35.814	170.0	12:47.881	6		2:00.712	46.989	40.227	33.496	182.1	12:12.036		
7	1	2:14.597	49.985	47.041	37.571	164.6	15:02.478	7		2:01.578	46.584	40.424	34.570	179.1	14:13.614		
8	1	2:28.859	53.375	44.831	50.653	125.8	17:31.337	8		2:12.993	47.263	51.556	34.174	171.1	16:26.607		
9	1	2:13.965	51.357	45.190	37.418	156.2	19:45.302	9		2:08.129	47.251	44.018	36.860	172.8	18:34.736		
10	1	2:20.040	50.205	50.114	39.721	150.2	22:05.342	10		3:23.314 P	1:19.230	1:16.384	47.700	89.0	21:58.050		
11	1	2:13.098 P	48.217	42.602	42.279	174.7	24:18.440	11		3:42.292	2:13.876	54.797	33.619	102.1	25:40.342		
12	2	3:29.748	2:11.734	42.478	35.536	90.9	27:48.188	12		2:00.548	46.288	40.672	33.588	181.5	27:40.890		
13	2	2:04.923	47.531	42.165	35.227	179.1	29:53.111	13		2:02.529	48.451	40.417	33.661	148.1	29:43.419		
14	2	2:05.011	47.570	42.275	35.166	179.4	31:58.122	14		2:03.700	48.467	41.202	34.031	153.8	31:47.119		
15	2	2:05.606	47.707	42.654	35.245	187.5	34:03.728	15		2:01.950	46.567	41.085	34.298	177.6	33:49.069		
16	2	2:05.652	47.396	42.711	35.545	185.2	36:09.380	16		1:59.698	46.000	39.680	34.018	184.3	35:48.767		
17	2	2:06.706	47.662	42.747	36.297	177.6	38:16.086	17		2:00.447	46.260	41.011	33.176	187.1	37:49.214		
18	2	2:06.137	47.397	42.761	35.979	185.8	40:22.223	18		2:28.827	46.155	1:09.254	33.418	189.8	40:18.041		
19	2	2:05.746	47.364	42.537	35.845	185.8	42:27.969	19		2:04.407	49.076	41.741	33.590	178.8	42:22.448		
20	2	2:06.113	47.441	42.644	36.028	185.5	44:34.082	20		2:09.400	48.000	46.055	35.345	173.3	44:31.848		
21	2	2:45.572	49.804	1:07.011	48.757	151.0	47:19.654	21		2:47.046	51.289	1:06.702	49.055	138.8	47:18.894		
22	2	2:07.684	48.783	42.688	36.213	175.6	49:27.338	22		2:06.316	49.249	41.676	35.391	167.1	49:25.210		
23	2	2:09.960	50.370	43.366	36.224	156.2	51:37.298	23		2:05.858	49.746	43.055	33.057	149.3	51:31.068		





# Circuito de Madrid Jarama - RACE

## Iberian Historic Endurance

### Race - 1

#### Tiempos Por Vuelta



367

Ralf Huber

Bizzarrini 5300 GT

H-1965

Calvin Motors

Lap	D	Time	Sector 1	Sector 2	Sector 3	T. Spd	Elapsed
1		2:19.013	58.901	45.028	35.084	144.1	2:19.013
2		2:06.033	48.404	42.452	35.177	162.4	4:25.046
3		2:05.653	48.196	42.450	35.007	157.6	6:30.699
4		2:03.840	47.288	41.573	34.979	171.7	8:34.539
5		2:03.857	47.388	41.642	34.827	165.8	10:38.396
6		2:04.782	48.133	42.181	34.468	161.1	12:43.178
7		2:06.362	47.248	44.315	34.799	159.2	14:49.540
8		2:13.039	50.226	45.477	37.336	136.3	17:02.579
9		2:13.641	52.382	45.744	35.515	145.3	19:16.220
10		2:58.574 P	50.643	1:16.526	51.405	144.9	22:14.794
11		3:42.457	2:23.693	43.991	34.773	93.3	25:57.251
12		2:02.760	47.400	41.589	33.771	152.5	28:00.011
13		2:04.043	46.747	41.651	35.645	164.6	30:04.054
14		2:04.041	47.068	42.692	34.281	162.4	32:08.095
15		2:03.945	47.313	41.744	34.888	161.9	34:12.040
16		2:05.826	47.250	43.158	35.418	166.6	36:17.866
17		2:04.910	48.546	42.275	34.089	164.8	38:22.776
18		2:04.536	48.033	42.076	34.427	164.3	40:27.312
19		2:04.794	47.105	43.202	34.487	160.7	42:32.106
20		2:07.066	48.720	43.724	34.622	162.8	44:39.172
21		2:40.937	50.272	1:02.781	47.884	136.1	47:20.109
22		2:06.957	49.081	42.859	35.017	147.7	49:27.066
23		2:07.540	48.899	43.519	35.122	143.6	51:34.606

545

François Guerin

BMW 1600 ti

H-1971

RP Motorsport

Lap	D	Time	Sector 1	Sector 2	Sector 3	T. Spd	Elapsed
1		2:23.376	1:01.016	45.564	36.796	154.7	2:23.376
2		2:09.734	49.443	43.912	36.379	168.7	4:33.110
3		2:11.174	50.050	44.430	36.694	167.1	6:44.284
4		2:10.085	49.421	44.161	36.503	173.0	8:54.369
5		2:10.059	49.521	44.404	36.134	172.5	11:04.428
6		2:10.913	49.916	44.435	36.562	173.3	13:15.341
7		2:26.576	52.494	51.027	43.055	144.9	15:41.917
8		2:37.137	1:00.961	53.607	42.569	119.4	18:19.054
9		2:49.397	1:22.624	49.595	37.178	69.1	21:08.451
10		2:42.618 P	57.442	49.858	55.318	154.7	23:51.069





# Circuito de Madrid Jarama - RACE

## Iberian Historic Endurance

### Race - 1

#### Análisis



Num	Lap Time	Gap
<b>Lap 1</b>		
5	1:54.158	
123	1:55.406	01.248
176	1:56.345	02.187
269	1:57.117	02.959
290	1:58.288	04.130
273	2:00.000	05.842
83	2:00.813	06.655
44	2:01.621	07.463
75	2:04.059	09.901
132	2:04.634	10.476
33	2:05.324	11.166
7	2:08.104	13.946
366	2:09.040	14.882
337	2:10.551	16.393
174	2:10.850	16.692
102	2:13.453	19.295
153	2:14.322	20.164
28	2:14.764	20.606
1	2:15.646	21.488
34	2:15.768	21.610
47	2:16.292	22.134
327	2:18.162	24.004
367	2:19.013	24.855
55	2:20.703	26.545
216	2:22.751	28.593
545	2:23.376	29.218
67	2:23.578	29.420
221	2:27.411	33.253
165	2:27.903	33.745
23	2:30.429	36.271
158	2:33.332	39.174
138	2:41.627	47.469
82	2:42.422	48.264
107	2:47.610	53.452
<b>Num Lap Time Gap</b>		
<b>Lap 2</b>		
5	1:50.293	
123	1:50.837	01.792
176	1:52.496	04.390
269	1:52.618	05.284
290	1:52.756	06.593
273	1:54.940	10.489
83	1:54.802	11.164
44	1:54.134	11.304
132	1:55.621	15.804
75	1:58.123	17.731
33	1:56.985	17.858
7	1:54.903	18.556
366	1:59.959	24.548
337	2:00.805	26.905
174	2:01.345	27.744
102	2:04.378	33.380
153	2:04.545	34.416
28	2:05.111	35.424
1	2:04.865	36.060
34	2:05.092	36.409

Num	Lap Time	Gap
47	2:05.115	36.956
327	2:05.588	39.299
367	2:06.033	40.595
55	2:06.778	43.030
216	2:08.294	46.594
67	2:09.469	48.596
545	2:09.734	48.659
165	2:11.167	54.619
221	2:14.828	57.788
23	2:12.587	58.565
158	2:15.568	1:04.449
138	2:27.001	1:24.177
82	2:26.645	1:24.616
107	2:34.254	1:37.413
<b>Num Lap Time Gap</b>		
<b>Lap 3</b>		
5	1:51.371	
123	1:51.683	02.104
176	1:52.733	05.752
269	1:53.099	07.012
290	1:52.581	07.803
44	1:52.101	12.034
273	1:55.699	14.817
83	1:55.607	15.400
132	1:56.037	20.470
75	1:56.573	22.933
33	1:57.285	23.772
7	2:00.612	27.797
366	2:00.142	33.319
337	1:59.970	35.504
174	2:01.775	38.148
102	2:04.012	46.021
153	2:04.618	47.663
28	2:04.680	48.733
1	2:04.829	49.518
34	2:04.819	49.857
47	2:04.358	49.943
327	2:05.407	53.335
367	2:05.653	54.877
55	2:04.780	56.439
216	2:08.735	1:03.958
67	2:09.262	1:06.487
545	2:11.174	1:08.462
165	2:10.108	1:13.356
23	2:13.090	1:20.284
221	2:14.621	1:21.038
158	2:15.176	1:28.254
<b>Num Lap Time Gap</b>		
<b>Lap 4</b>		
5	1:52.381	
123	1:53.029	02.752
176	1:52.596	05.967
269	1:53.417	08.048
290	1:54.111	09.533
44	1:53.394	13.047
138	2:33.812	1 Lap
82	2:33.772	1 Lap

Num	Lap Time	Gap
83	1:55.656	18.675
273	1:56.848	19.284
132	1:56.574	24.663
75	1:57.443	27.995
33	1:56.765	28.156
107	2:38.293	1 Lap
7	1:58.348	33.764
366	2:01.254	42.192
337	2:00.912	44.035
174	2:02.451	48.218
102	2:02.632	56.272
153	2:04.756	1:00.038
28	2:04.579	1:00.931
47	2:03.507	1:01.069
1	2:06.309	1:03.446
34	2:06.341	1:03.817
327	2:05.143	1:06.097
367	2:03.840	1:06.336
55	2:04.225	1:08.283
216	2:08.635	1:20.212
67	2:10.908	1:25.014
545	2:10.085	1:26.166
165	2:09.162	1:30.137
23	2:12.433	1:40.336
221	2:13.788	1:42.445
158	2:14.667	1:50.540
<b>Num Lap Time Gap</b>		
<b>Lap 5</b>		
5	1:50.830	
123	1:51.543	03.465
176	1:52.888	08.025
269	1:53.398	10.616
290	1:53.686	12.389
44	1:52.971	15.188
83	1:55.792	23.637
273	1:55.784	24.238
132	1:56.812	30.645
75	1:57.400	34.565
33	1:57.389	34.715
7	1:57.570	40.504
82	2:28.207	1 Lap
366	2:00.929	52.291
337	2:00.958	54.163
138	2:34.170	1 Lap
174	2:04.279	1:01.667
102	2:02.866	1:08.308
153	2:04.935	1:14.143
28	2:04.880	1:14.981
47	2:04.894	1:15.133
34	2:05.253	1:18.240
367	2:03.857	1:19.363
327	2:06.793	1:22.060
55	2:07.646	1:25.099
1	2:17.679	1:30.295
107	2:54.276	1 Lap
216	2:08.968	1:38.350
67	2:10.235	1:44.419

Num	Lap Time	Gap
545	2:10.059	1:45.395
165	2:09.455	1:48.762
<b>Num Lap Time Gap</b>		
<b>Lap 6</b>		
5	1:52.514	
123	1:54.619	05.570
176	1:54.212	09.723
23	2:13.248	1 Lap
269	1:53.172	11.274
290	1:53.292	13.167
221	2:14.327	1 Lap
44	1:52.750	15.424
158	2:15.215	1 Lap
83	1:54.508	25.631
273	1:54.834	26.558
132	1:57.138	35.269
33	1:56.849	39.050
75	1:58.116	40.167
366	2:00.712	1:00.489
337	2:00.644	1:02.293
174	2:04.343	1:13.496
102	2:01.402	1:17.196
82	2:26.895	1 Lap
153	2:04.979	1:26.608
47	2:04.943	1:27.562
28	2:05.543	1:28.010
367	2:04.782	1:31.631
34	2:07.878	1:33.604
138	2:28.980	1 Lap
327	2:06.788	1:36.334
55	2:04.503	1:37.088
<b>Num Lap Time Gap</b>		
<b>Lap 7</b>		
5	1:53.197	
216	2:10.651	1 Lap
123	1:54.065	06.438
176	1:53.539	10.065
545	2:10.913	1 Lap
269	1:54.238	12.315
290	1:54.198	14.168
44	1:53.814	16.041
165	2:15.883	1 Lap
83	1:55.500	27.934
273	1:55.740	29.101
23	2:13.840	1 Lap
221	2:14.261	1 Lap
132	2:00.195	42.267
158	2:17.647	1 Lap
33	2:02.941	48.794
75	2:02.426	49.396
366	2:01.578	1:08.870
67	3:10.336	1 Lap
337	2:01.760	1:10.856
174	2:04.623	1:24.922
102	2:03.113	1:27.112
153	2:04.971	1:38.382
47	2:05.415	1:39.780

Num	Lap Time	Gap
28	2:08.008	1:42.821
367	2:06.362	1:44.796
55	2:13.261	1:57.152
327	2:14.597	1:57.734
82	2:49.901	1 Lap
34	2:44.255	2:24.662
138	2:45.828	1 Lap
<b>Num Lap Time Gap</b>		
<b>Lap 8</b>		
5	2:28.597	
123	2:23.239	01.080
216	2:27.055	1 Lap
176	2:21.471	02.939
545	2:26.576	1 Lap
269	2:26.197	09.915
290	2:25.290	10.861
44	2:32.018	19.462
165	2:40.314	1 Lap
83	2:31.805	31.142
1	5:16.995	2 Laps
23	2:33.131	1 Lap
132	2:23.632	37.302
273	2:37.044	37.548
221	2:32.623	1 Lap
158	2:23.765	1 Lap
33	2:22.485	42.682
75	2:22.705	43.504
366	2:12.993	53.266
337	2:12.810	55.069
174	2:08.502	1:04.827
102	2:08.184	1:06.699
153	2:09.292	1:19.077
47	2:12.213	1:23.396
28	2:13.761	1:27.985
367	2:13.039	1:29.238
55	2:27.687	1:56.242
327	2:28.859	1:57.996
107	7:07.391	3 Laps
82	2:40.388	1 Lap
34	2:40.587	2:36.652
138	2:41.352	1 Lap
<b>Num Lap Time Gap</b>		
<b>Lap 9</b>		
5	2:42.285	
123	2:42.593	01.388
216	2:42.363	1 Lap
176	2:42.004	02.658
545	2:37.137	1 Lap
269	2:37.487	05.117
290	2:37.246	05.822
44	2:29.532	06.709
165	2:19.411	1 Lap
83	2:19.497	08.354
1	2:18.537	2 Laps
23	2:16.872	1 Lap
132	2:16.399	11.416
221	2:15.462	1 Lap







# Circuito de Madrid Jarama - RACE

## Iberian Historic Endurance

### Race - 1

#### Análisis



Num	Lap Time	Gap
158	2:16.003	1 Lap
33	2:16.276	16.673
75	2:16.452	17.671
366	2:08.129	19.110
337	2:07.303	20.087
174	2:05.510	28.052
273	2:33.420	28.683
102	2:05.974	30.388
153	2:06.537	43.329
47	2:03.882	44.993
7	9:10.920	3 Laps
28	2:14.285	59.985
367	2:13.641	1:00.594
55	2:15.099	1:29.056
327	2:13.965	1:29.676
107	2:52.612	3 Laps
82	2:47.560	1 Lap
138	2:49.064	1 Lap
34	2:54.682	2:49.049
545	2:49.397	2:52.825
216	2:54.554	2:56.380

Num	Lap Time	Gap
5	3:17.943	
123	3:17.392	00.837
269	3:15.834	03.008
290	3:15.632	03.511
44	3:15.128	03.894
176	3:23.037	07.752
165	3:18.180	1 Lap
1	3:18.188	2 Laps
83	3:23.352	13.763
158	3:17.436	1 Lap
75	3:15.612	15.340
23	3:25.680	1 Lap
221	3:25.614	1 Lap
153	2:55.893	21.279
132	3:27.977	21.450
33	3:23.896	22.626
7	2:45.938	3 Laps
366	3:23.314	24.481
337	3:23.475	25.619
174	3:16.749	26.858
273	3:17.406	28.146
102	3:17.286	29.731
47	3:03.977	31.027
327	2:20.040	31.773
28	2:52.523	34.565
367	2:58.574	41.225
55	2:33.205	44.318

Num	Lap Time	Gap
5	1:51.213	
123	1:51.508	01.132
269	1:53.558	05.353
44	1:54.615	07.296
290	1:55.163	07.461

Num	Lap Time	Gap
82	2:39.665	2 Laps
107	2:41.923	4 Laps
138	2:34.646	2 Laps
75	2:00.863	24.990
545	2:42.618	1 Lap
1	2:11.851	2 Laps
158	2:15.479	1 Lap
165	2:22.913	1 Lap
7	2:10.122	3 Laps
153	2:14.003	44.069
327	2:13.098	53.658
216	3:41.354	1 Lap
34	3:53.159	1 Lap
176	3:21.436	1:37.975
83	3:20.986	1:43.536

Num	Lap Time	Gap
5	1:51.063	
123	1:51.575	01.644
273	3:18.489	1 Lap
269	1:55.352	09.642
23	3:34.605	2 Laps
44	1:54.049	10.282
290	1:55.914	12.312
337	3:30.521	1 Lap
28	3:28.899	1 Lap
366	3:42.292	1 Lap
132	3:59.505	1 Lap
102	3:52.280	1 Lap
174	3:56.239	1 Lap
367	3:42.457	1 Lap
75	2:10.147	44.074
82	2:27.664	2 Laps
221	4:12.636	2 Laps
33	4:12.698	1 Lap
138	2:37.336	2 Laps
47	4:09.535	1 Lap
158	2:23.163	1 Lap
107	2:58.919	4 Laps
176	1:52.007	1:38.919
216	2:08.633	1 Lap
83	2:00.917	1:53.390

Num	Lap Time	Gap
5	1:57.754	
34	2:17.012	2 Laps
123	1:58.138	02.028
273	1:57.063	1 Lap
269	1:52.758	04.646
290	1:54.107	08.665
55	5:06.307	2 Laps
44	2:02.642	15.170
337	2:00.455	1 Lap
153	3:23.725	1 Lap
23	2:13.994	2 Laps
28	2:03.392	1 Lap
366	2:00.548	1 Lap

Num	Lap Time	Gap
327	3:29.748	1 Lap
102	2:03.854	1 Lap
367	2:02.760	1 Lap
132	2:06.702	1 Lap
1	4:12.884	3 Laps
165	4:04.730	2 Laps
33	2:02.461	1 Lap
47	2:05.161	1 Lap
221	2:15.677	2 Laps
82	2:24.614	2 Laps
7	4:21.782	4 Laps
176	1:51.318	1:32.483
83	1:58.038	1:53.674
216	2:08.612	1 Lap
273	1:56.203	1:59.871

Num	Lap Time	Gap
269	2:00.328	
290	2:01.421	05.112
75	3:27.086	1 Lap
55	2:07.388	2 Laps
337	2:01.762	1 Lap
34	2:19.585	2 Laps
153	2:06.711	1 Lap
138	3:27.308	3 Laps
28	2:02.419	1 Lap
366	2:02.529	1 Lap
174	3:53.170	2 Laps
327	2:04.923	1 Lap
23	2:14.953	2 Laps
102	2:03.761	1 Lap
367	2:04.043	1 Lap
132	2:03.542	1 Lap
33	2:01.395	1 Lap
165	2:10.074	2 Laps
47	2:02.947	1 Lap
1	2:19.836	3 Laps
7	2:00.688	4 Laps
123	3:16.787	1:13.841
5	3:21.240	1:16.266
221	2:14.597	2 Laps
176	1:53.389	1:20.898
158	4:13.001	2 Laps
44	3:21.731	1:31.927
83	1:58.948	1:47.648
273	1:54.525	1:49.422
82	2:41.149	2 Laps
107	4:43.089	5 Laps
216	2:10.760	1 Lap
75	1:57.668	2:06.100
337	2:00.941	2:14.294
55	2:05.598	1 Lap
153	2:06.418	2:27.132
28	2:04.101	2:28.372
366	2:03.700	2:28.546
174	2:04.189	1 Lap
34	2:19.976	1 Lap

Num	Lap Time	Gap
138	2:13.326	2 Laps
327	2:05.011	2:39.549
23	2:12.539	1 Lap
367	2:04.041	2:49.522
132	2:04.141	2:50.336
33	2:03.392	2:57.568
102	2:13.464	2:58.086

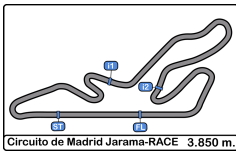
Num	Lap Time	Gap
123	1:53.572	
5	1:51.500	00.353
47	2:04.671	1 Lap
165	2:10.724	2 Laps
7	2:02.667	4 Laps
176	1:52.273	05.758
290	3:20.794	18.493
44	1:54.206	18.720
1	2:18.012	3 Laps
221	2:12.446	2 Laps
269	3:30.009	22.596
273	1:56.276	38.285
83	1:59.537	39.772
158	2:28.164	2 Laps
75	1:58.127	56.814
337	2:00.001	1:06.882
216	2:11.563	1 Lap
55	2:05.045	1 Lap
153	2:03.303	1:23.022
366	2:01.950	1:23.083
107	2:31.670	5 Laps
28	2:03.176	1:24.135
174	2:02.467	1 Lap
138	2:07.855	2 Laps
327	2:05.606	1:37.742
367	2:03.945	1:46.054
132	2:03.803	1:46.726
34	2:18.739	1 Lap

Num	Lap Time	Gap
123	1:51.399	
5	1:51.890	00.844
23	2:15.261	2 Laps
176	1:52.814	07.173
47	2:03.290	1 Lap
7	2:00.050	4 Laps
290	1:54.527	21.621
44	1:55.052	22.373
165	2:10.301	2 Laps
269	1:55.944	27.141
33	2:34.923	1 Lap
273	1:56.563	43.449
221	2:12.848	2 Laps
1	2:15.563	3 Laps
83	1:56.167	44.540
102	2:55.990	1 Lap
75	2:00.361	1:05.776
337	2:01.412	1:16.895

Num	Lap Time	Gap
158	2:25.790	2 Laps
82	4:28.732	3 Laps
216	2:12.112	1 Lap
55	2:06.433	1 Lap
366	1:59.698	1:31.382
153	2:02.422	1:34.045
28	2:02.234	1:34.970
174	2:03.253	1 Lap

Num	Lap Time	Gap
5	1:50.729	
327	2:05.652	1 Lap
123	1:53.571	01.998
138	2:10.165	3 Laps
367	2:05.826	1 Lap
132	2:05.776	1 Lap
176	1:56.278	11.878
107	2:33.217	6 Laps
34	2:17.670	2 Laps
7	1:59.570	4 Laps
290	1:53.174	23.222
44	1:53.166	23.966
47	2:04.345	1 Lap
23	2:14.550	2 Laps
269	1:54.561	30.129
165	2:07.636	2 Laps
273	1:54.813	46.689
83	1:55.748	48.715
102	1:58.887	1 Lap
221	2:12.122	2 Laps
1	2:16.410	3 Laps
75	1:58.447	1:12.650
337	2:00.457	1:25.779
366	2:00.447	1:40.256
153	2:06.710	1:49.182
216	2:13.118	1 Lap
55	2:10.211	1 Lap
5	1:49.987	
28	2:07.204	1 Lap
158	2:25.876	3 Laps
174	2:02.626	2 Laps
123	1:52.067	04.078
82	2:29.266	4 Laps
327	2:06.706	1 Lap
176	1:55.340	17.231
138	2:06.261	3 Laps
367	2:04.910	1 Lap
290	1:53.055	26.290
44	1:53.298	27.277
269	1:57.621	37.763
132	2:18.976	1 Lap
47	2:05.250	1 Lap
7	2:11.078	4 Laps
34	2:18.239	2 Laps
273	1:55.451	52.153





# Circuito de Madrid Jarama - RACE

## Iberian Historic Endurance

### Race - 1

#### Análisis



Num	Lap Time	Gap
23	2:15.942	2 Laps
83	1:57.464	56.192
165	2:09.716	2 Laps
107	2:41.139	6 Laps
102	1:57.740	1 Lap
75	1:58.961	1:21.624
221	2:14.342	2 Laps
1	2:16.471	3 Laps
337	2:00.444	1:36.236

#### Lap 19

5	1:51.860	
123	1:55.465	07.683
153	2:05.151	1 Lap
28	2:05.028	1 Lap
55	2:10.270	2 Laps
176	1:53.317	18.688
174	2:07.249	2 Laps
216	2:15.095	2 Laps
366	2:28.827	1 Lap
290	1:53.864	28.294
44	1:54.484	29.901
327	2:06.137	1 Lap
367	2:04.536	1 Lap
138	2:08.788	3 Laps
158	2:27.246	3 Laps
269	1:54.817	40.720
82	2:29.708	4 Laps
132	1:59.220	1 Lap
47	2:03.185	1 Lap
273	1:54.750	55.043
83	1:58.917	1:03.249
34	2:13.941	2 Laps
165	2:05.929	2 Laps
23	2:13.641	2 Laps
102	1:59.379	1 Lap
75	1:58.528	1:28.292
337	2:03.053	1:47.429
107	2:34.966	6 Laps

#### Lap 20

5	1:51.477	
221	2:15.311	3 Laps
1	2:15.987	4 Laps
123	1:51.891	08.097
7	3:19.031	5 Laps
176	1:53.353	20.564
153	2:04.328	1 Lap
28	2:04.513	1 Lap
290	1:53.829	30.646
174	2:03.381	2 Laps
44	1:52.354	30.778
55	2:10.827	2 Laps
366	2:04.407	1 Lap
269	1:56.119	45.362
327	2:05.746	1 Lap
367	2:04.794	1 Lap

Num	Lap Time	Gap
138	2:08.188	3 Laps
132	2:00.897	1 Lap
273	1:54.862	58.428
216	2:28.376	2 Laps
47	2:04.183	1 Lap
83	1:59.522	1:11.294
158	2:28.141	3 Laps
82	2:24.981	4 Laps
102	1:57.955	1 Lap
165	2:06.505	2 Laps
34	2:12.282	2 Laps
75	1:57.490	1:34.305
23	2:12.759	2 Laps

#### Lap 21

5	1:50.828	
337	2:02.143	1 Lap
123	1:53.492	10.761
221	2:14.288	3 Laps
1	2:17.148	4 Laps
107	2:35.164	7 Laps
44	2:02.189	42.139
290	2:02.976	42.794
153	2:08.576	1 Lap
176	2:13.669	43.405
28	2:09.520	1 Lap
174	2:06.467	2 Laps
55	2:09.271	2 Laps
269	2:02.749	57.283
366	2:09.400	1 Lap
327	2:06.113	1 Lap
367	2:07.066	1 Lap
273	1:59.193	1:06.793
132	2:05.436	1 Lap
138	2:10.459	3 Laps
47	2:16.978	1 Lap
83	2:11.032	1:31.498
158	2:34.512	3 Laps
82	2:30.457	4 Laps
102	2:27.150	1 Lap
216	2:52.731	2 Laps
165	2:25.645	2 Laps
75	2:19.491	2:02.968
34	2:22.914	2 Laps
23	2:19.075	2 Laps

#### Lap 22

5	3:28.959	
337	3:22.805	1 Lap
123	3:20.818	02.620
221	3:10.024	3 Laps
1	3:01.103	4 Laps
107	2:56.986	7 Laps
176	2:55.100	09.546
44	2:56.442	09.622
290	2:55.893	09.728
28	2:56.719	1 Lap

Num	Lap Time	Gap
174	2:56.171	2 Laps
55	2:47.496	2 Laps
269	2:47.618	15.942
153	3:02.678	1 Lap
366	2:47.046	1 Lap
327	2:45.572	1 Lap
367	2:40.937	1 Lap
273	2:41.140	18.974
132	2:39.254	1 Lap
138	2:36.739	3 Laps
47	2:25.120	1 Lap
83	2:25.354	27.893
75	2:19.270	53.279
158	2:27.070	3 Laps
82	2:28.929	4 Laps
102	2:27.686	1 Lap
165	2:25.769	2 Laps
216	2:27.402	2 Laps
34	2:25.673	2 Laps
23	2:27.602	2 Laps

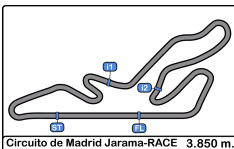
#### Lap 23

5	1:50.281	
123	1:50.425	02.764
337	2:00.404	1 Lap
176	1:53.063	12.328
44	1:54.244	13.585
290	1:57.284	16.731
269	1:58.067	23.728
273	1:57.370	26.063
221	2:12.801	3 Laps
174	2:04.623	2 Laps
28	2:05.330	1 Lap
1	2:15.972	4 Laps
55	2:08.117	2 Laps
366	2:06.316	1 Lap
367	2:06.957	1 Lap
327	2:07.684	1 Lap
132	2:05.645	1 Lap
83	1:59.079	36.691
138	2:08.412	3 Laps
47	2:02.678	1 Lap
107	2:36.430	7 Laps
75	1:59.048	1:02.046
102	2:01.162	1 Lap
153	2:43.827	1 Lap
165	2:09.299	2 Laps
34	2:11.435	2 Laps
23	2:13.572	2 Laps
158	2:25.754	3 Laps
82	2:25.672	4 Laps

#### Lap 24

5	1:51.271	
123	1:50.347	01.840
176	1:54.431	15.488
44	1:53.906	16.220

Num	Lap Time	Gap
337	2:01.895	1 Lap
290	2:01.661	27.121
273	1:53.142	27.934
269	1:57.800	30.257
174	2:03.101	2 Laps
28	2:03.650	1 Lap
366	2:05.858	1 Lap
83	2:03.690	49.110
367	2:07.540	1 Lap
55	2:09.945	2 Laps
327	2:09.960	1 Lap
47	2:05.609	1 Lap
132	2:10.187	1 Lap
138	2:07.776	3 Laps
221	2:20.112	3 Laps
1	2:19.390	4 Laps
75	1:58.252	1:09.027
102	1:57.078	1 Lap
153	2:08.376	1 Lap
107	2:30.085	7 Laps
165	2:09.882	2 Laps
34	2:16.873	2 Laps
23	2:13.121	2 Laps
158	2:22.202	3 Laps
82	2:23.766	4 Laps



# Circuito de Madrid Jarama - RACE

## Iberian Historic Endurance

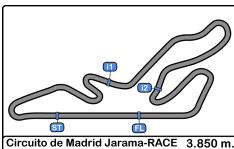
### Race - 1

#### Mejores Sectores



Sector - 1			Sector - 2			Sector - 3			Ideal Lap vs Best Lap		
Clas	Nº Driver	Time	Nº Driver	Time	Nº Driver	Time	Clas	Nº Driver	Ideal Lap	Best Lap	Clas
1	5 Paulo Lima	41.764	5 Paulo Lima	36.747	5 Paulo Lima	30.689	1	5 Paulo Lima	1:49.200	1:49.987	1
2	123 Bruno Santos	42.104	123 Bruno Santos	36.967	44 Cláudio Vieira	30.849	2	123 Bruno Santos	1:50.028	1:50.347	2
3	44 Cláudio Vieira	42.877	269 Audi - Muytjens	37.188	176 Eduardo Davila Vega	30.901	3	44 Cláudio Vieira	1:51.035	1:52.101	4
4	176 Eduardo Davila Vega	42.933	176 Eduardo Davila Vega	37.283	123 Bruno Santos	30.957	4	176 Eduardo Davila Vega	1:51.117	1:51.318	3
5	290 Miguel Lobo	43.128	44 Cláudio Vieira	37.309	269 Audi - Muytjens	31.554	5	269 Audi - Muytjens	1:51.953	1:52.618	6
6	269 Audi - Muytjens	43.211	290 Miguel Lobo	37.647	290 Miguel Lobo	31.581	6	290 Miguel Lobo	1:52.356	1:52.581	5
7	273 Laurent Jaspers	43.645	273 Laurent Jaspers	37.822	273 Laurent Jaspers	31.675	7	273 Laurent Jaspers	1:53.142	1:53.142	7
8	83 Duarte - Silva Jesus	44.065	83 Duarte - Silva Jesus	38.333	83 Duarte - Silva Jesus	31.888	8	83 Duarte - Silva Jesus	1:54.286	1:54.508	8
9	7 Rueda Ortiz - Rueda Muñoz	44.120	7 Rueda Ortiz - Rueda Muñoz	38.442	7 Rueda Ortiz - Rueda Muñoz	32.341	9	7 Rueda Ortiz - Rueda Muñoz	1:54.903	1:54.903	9
10	132 Alonso Catalá - Antonio Zorrilla	44.242	75 Carlos Brizido	38.547	33 S. Coutinho - Petiz	32.343	10	132 Alonso Catalá - Antonio Zorrilla	1:55.609	1:55.621	10
11	75 Carlos Brizido	44.350	132 Alonso Catalá - Antonio Zorrilla	38.911	132 Alonso Catalá - Antonio Zorrilla	32.456	11	75 Carlos Brizido	1:55.941	1:56.573	11
12	33 S. Coutinho - Petiz	44.452	102 Lafont - Kohler	39.071	102 Lafont - Kohler	32.503	12	33 S. Coutinho - Petiz	1:55.947	1:56.765	12
13	102 Lafont - Kohler	45.467	33 S. Coutinho - Petiz	39.152	75 Carlos Brizido	33.044	13	102 Lafont - Kohler	1:57.041	1:57.078	13
14	366 Guillaume Huber	45.840	366 Guillaume Huber	39.680	366 Guillaume Huber	33.057	14	366 Guillaume Huber	1:58.577	1:59.698	14
15	337 dal Maso - Carvalhosa - dal Maso	45.911	337 dal Maso - Carvalhosa - dal Maso	39.962	337 dal Maso - Carvalhosa - dal Maso	33.541	15	337 dal Maso - Carvalhosa - dal Maso	1:59.414	1:59.970	15
16	174 Castro Ortega - Lanchares Alonso	46.295	153 Manuel Gonzalez de la Torre	40.643	174 Castro Ortega - Lanchares Alonso	33.547	16	174 Castro Ortega - Lanchares Alonso	2:00.819	2:01.345	16
17	28 P-A Forsvall	46.427	47 Diaz-Rincon - Santos	40.859	367 Ralf Huber	33.771	17	47 Diaz-Rincon - Santos	2:01.710	2:02.678	19
18	367 Ralf Huber	46.747	174 Castro Ortega - Lanchares Alonso	40.977	47 Diaz-Rincon - Santos	33.917	18	153 Manuel Gonzalez de la Torre	2:01.811	2:02.422	18
19	153 Manuel Gonzalez de la Torre	46.766	28 P-A Forsvall	41.109	165 Fabrice Bernollin	34.193	19	28 P-A Forsvall	2:01.920	2:02.234	17
20	55 Daniels - Palttala	46.880	367 Ralf Huber	41.573	28 P-A Forsvall	34.384	20	367 Ralf Huber	2:02.091	2:02.760	20
21	47 Diaz-Rincon - Santos	46.934	55 Daniels - Palttala	41.711	153 Manuel Gonzalez de la Torre	34.402	21	55 Daniels - Palttala	2:03.565	2:04.225	21
22	327 Nunes - dal Maso - Carvalhosa	47.156	1 Freitas - Velasco Baisse	41.961	34 M. Santos - A. Santos	34.488	22	34 M. Santos - A. Santos	2:04.130	2:04.819	22
23	1 Freitas - Velasco Baisse	47.435	34 M. Santos - A. Santos	42.103	1 Freitas - Velasco Baisse	34.767	23	1 Freitas - Velasco Baisse	2:04.163	2:04.829	23
24	34 M. Santos - A. Santos	47.539	327 Nunes - dal Maso - Carvalhosa	42.165	138 Beynat - Bouchon	34.937	24	327 Nunes - dal Maso - Carvalhosa	2:04.487	2:04.923	24
25	165 Fabrice Bernollin	47.598	216 Jorge Guimarães	42.634	55 Daniels - Palttala	34.974	25	165 Fabrice Bernollin	2:04.792	2:05.929	25
26	138 Beynat - Bouchon	48.021	138 Beynat - Bouchon	42.746	327 Nunes - dal Maso - Carvalhosa	35.166	26	138 Beynat - Bouchon	2:05.704	2:06.261	26
27	216 Jorge Guimarães	48.800	165 Fabrice Bernollin	43.001	67 Jerome Quiot	35.849	27	216 Jorge Guimarães	2:07.864	2:08.294	27
28	545 François Guerin	49.421	67 Jerome Quiot	43.291	545 François Guerin	36.134	28	67 Jerome Quiot	2:08.656	2:09.262	28
29	67 Jerome Quiot	49.516	545 François Guerin	43.912	216 Jorge Guimarães	36.430	29	545 François Guerin	2:09.467	2:09.734	29
30	23 Vincent Tourneur	49.632	23 Vincent Tourneur	44.403	221 Velez-Grilo - Velez-Grilo	36.996	30	23 Vincent Tourneur	2:11.484	2:12.433	31
31	221 Velez-Grilo - Velez-Grilo	50.079	221 Velez-Grilo - Velez-Grilo	44.419	23 Vincent Tourneur	37.449	31	221 Velez-Grilo - Velez-Grilo	2:11.494	2:12.122	30
32	158 Aubert - Bruzas	51.037	158 Aubert - Bruzas	45.441	158 Aubert - Bruzas	37.644	32	158 Aubert - Bruzas	2:14.122	2:14.667	32
33	82 Fabiano Vivacqua	54.213	82 Fabiano Vivacqua	48.772	82 Fabiano Vivacqua	39.952	33	82 Fabiano Vivacqua	2:22.937	2:23.766	33
34	107 Garcia Revenga - López Garcia -	56.929	107 Garcia Revenga - López Garcia -	50.768	107 Garcia Revenga - López Garcia -	41.083	34	107 Garcia Revenga - López Garcia -	2:28.780	2:30.085	34





## Circuito de Madrid Jarama - RACE

### Iberian Historic Endurance

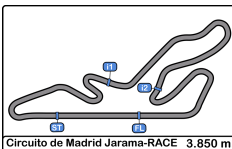
#### Race - 1

#### Secuencia Líder



Nº	Team	Driver - 1	Driver - 2	Vehicle	Cat	Start Lap	End Lap	Laps	Total Laps
5	Paulo Lima	Paulo Lima		Ford GT40	GTP & SC	1	13	13	13
269	Olivier Muytjens	<b>Grégoire Audi</b>	Olivier Muytjens	Shelby Cobra Daytona	H-1965	14	14	1	1
123	Bruno Santos	Bruno Santos		Porsche 911 3.0 RS	H-1976	15	16	2	2
5	Paulo Lima	Paulo Lima		Ford GT40	GTP & SC	17	24	8	21





# Circuito de Madrid Jarama - RACE

## Iberian Historic Endurance

### Race - 1

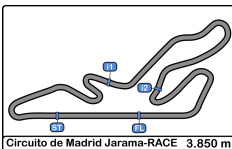
#### 5 Mejores Tiempos



Cl	Nº	Team	Driver - 1	Driver - 2	Vehicle	Cat	Cl	Best 1		Best 2		Best 3		Best 4		Best 5	
								Time	Lap	Time	Lap	Time	Lap	Time	Lap	Time	Lap
1	5	Paulo Lima	Paulo Lima		Ford GT40	GTP & SC	1	1:49.987	18	1:50.281	23	1:50.293	2	1:50.729	17	1:50.828	21
2	123	Bruno Santos	Bruno Santos		Porsche 911 3.0 RS	H-1976	1	1:50.347	24	1:50.425	23	1:50.837	2	1:51.399	16	1:51.508	11
3	176	AECD	Eduardo Davila Vega		Porsche 911 3.0 RS	H-1976	2	1:51.318	13	1:52.007	12	1:52.273	15	1:52.496	2	1:52.596	4
4	44	Cláudio Vieira	Cláudio Vieira		Porsche 911 3.0 RS	H-1976	3	1:52.101	3	1:52.354	20	1:52.750	6	1:52.971	5	1:53.166	17
5	290	Miguel Lobo	Miguel Lobo		Shelby Cobra Daytona Coupé	INV *	1	1:52.581	3	1:52.756	2	1:53.055	18	1:53.174	17	1:53.292	6
6	269	Olivier Muytjens	<u>Grégoire Audi</u>	Olivier Muytjens	Shelby Cobra Daytona	H-1965	1	1:52.618	2	1:52.758	13	1:53.099	3	1:53.172	6	1:53.398	5
7	273	Laurent Jaspers	Laurent Jaspers		Jaguar E-Type 63	H-1965	2	1:53.142	24	1:54.525	14	1:54.750	19	1:54.813	17	1:54.834	6
8	83	Bruno Duarte	<u>Bruno Duarte</u>	Filipe Silva Jesus	Porsche 911 RS 3.0	H-1976	4	1:54.508	6	1:54.802	2	1:55.500	7	1:55.607	3	1:55.656	4
9	7	Clasicos Madrid	<u>José Rueda Ortiz</u>	Pablo Rueda Muñoz	Elva MK7	GTP & SC	2	1:54.903	2	1:57.570	5	1:58.348	4	1:59.570	13	2:00.050	12
10	132	AECD	<u>Juan Alonso Catalá</u>	Jose Antonio Zorrilla	Porsche 911 3.0 RS	H-1976	5	1:55.621	2	1:56.037	3	1:56.574	4	1:56.812	5	1:57.138	6
11	75	Carlos Brizido	Carlos Brizido		Porsche 911 3.0 RS	H-1976	6	1:56.573	3	1:57.400	5	1:57.443	4	1:57.490	20	1:57.668	14
12	33	Domingos S. Coutinho	Domingos S. Coutinho	Alcides Petiz	BMW 2800 CS	H-1971	1	1:56.765	4	1:56.849	6	1:56.985	2	1:57.285	3	1:57.389	5
13	102	Thierry Lafont	Thierry Lafont	Damien Kohler	AC Cobra 289	H-1965	3	1:57.078	23	1:57.740	17	1:57.955	19	1:58.887	16	1:59.379	18
14	366	Guillaume Huber	Guillaume Huber		Ford Mustang	H-1965	4	1:59.698	16	1:59.959	2	2:00.142	3	2:00.447	17	2:00.548	12
15	337	Piero dal Maso	<u>Piero dal Maso</u>	José Carvalhosa	Porsche 911 2.5 ST	H-1971	2	1:59.970	3	2:00.001	15	2:00.404	22	2:00.444	18	2:00.455	12
16	174	António Castro Ortega	<u>António Castro Ortega</u>	Angel Lanchares Alonso	Porsche 2.5 ST	H-1971	3	2:01.345	2	2:01.775	3	2:02.451	4	2:02.467	14	2:02.626	16
17	28	P-A Forsvall	P-A Forsvall		Lotus Elan	H-1965	5	2:02.234	16	2:02.419	13	2:03.176	15	2:03.392	12	2:03.650	23
18	153	AECD	Manuel Gonzalez de la Torre		Porsche 914/6	H-1971	4	2:02.422	16	2:03.303	15	2:04.328	19	2:04.545	2	2:04.618	3
19	47	Escuderia Madrid Historicos	<u>Roberto Diaz-Rincon</u>	Jorge Santos	Alfa Romeo 1750 GTAm	H-1971	5	2:02.678	22	2:02.947	13	2:03.185	18	2:03.290	15	2:03.507	4
20	367	Ralf Huber	Ralf Huber		Bizzarrini 5300 GT	H-1965	6	2:02.760	12	2:03.840	4	2:03.857	5	2:03.945	15	2:04.041	14
21	55	Paul Daniels	<u>Paul Daniels</u>	Markus Palttala	Porsche 911 2.8 RSR	H-1976	7	2:04.225	4	2:04.503	6	2:04.780	3	2:05.045	14	2:05.598	13
22	34	Carlos M. Santos	<u>Carlos M. Santos</u>	Carlos A. Santos	Ford Escort RS 2000	H-1976	8	2:04.819	3	2:05.092	2	2:05.253	5	2:06.341	4	2:07.878	6
23	1	AECD	<u>Francisco Freitas</u>	Guillermo Velasco Baisse	Porsche 356 SC	H-1965	7	2:04.829	3	2:04.865	2	2:06.309	4	2:11.851	9	2:15.563	13
24	327	Nuno Nunes	<u>Nuno Nunes</u>	Piero dal Maso	Porsche 911 SWB	GDS	1	2:04.923	13	2:05.011	14	2:05.143	4	2:05.407	3	2:05.588	2
25	165	Fabrice Bernollin	Fabrice Bernollin		Shelby Daytona Cobra 4700	H-1965	8	2:05.929	17	2:06.505	18	2:07.636	15	2:09.162	4	2:09.299	21
26	138	Sydney Beynat	<u>Sydney Beynat</u>	Alexandre Bouchon	Alfa Romeo GT Am	H-1971	6	2:06.261	15	2:07.776	21	2:07.855	13	2:08.188	17	2:08.412	20
27	216	Jorge Guimarães	Jorge Guimarães		Volvo 121	H-1971	7	2:08.294	2	2:08.612	12	2:08.633	11	2:08.635	4	2:08.735	3
28	67	Jerome Quiot	Jerome Quiot		Lotus Cortina	GDS	2	2:09.262	3	2:09.469	2	2:10.235	5	2:10.908	4	2:23.578	1
29	545	François Guerin	François Guerin		BMW 1600 ti	H-1971	8	2:09.734	2	2:10.059	5	2:10.085	4	2:10.913	6	2:11.174	3
30	221	Alberto Velez-Grilo	<u>Alberto Velez-Grilo</u>	Tomaz Velez-Grilo	BMW 1800 TISA	GDS	3	2:12.122	15	2:12.446	13	2:12.801	20	2:12.848	14	2:13.788	4
31	23	Vincent Tourneur	Vincent Tourneur		Porsche 911 SWB	GDS	4	2:12.433	4	2:12.539	13	2:12.587	2	2:12.759	18	2:13.090	3
32	158	Martin Aubert	<u>Martin Aubert</u>	Adam Bruzas	Lotus Elite	GDS	5	2:14.667	4	2:15.176	3	2:15.215	5	2:15.479	10	2:15.568	2
33	82	Fabiano Vivacqua	Fabiano Vivacqua		Porsche 356 B	H-1965	9	2:23.766	20	2:24.614	11	2:24.981	16	2:25.672	19	2:26.645	2
34	107	Luis Delso Heras	<u>Javier Garcia Revenga</u>	Roberto López Garcia	Alfa Romeo Giulietta	GDS	6	2:30.085	17	2:31.670	10	2:33.217	11	2:34.254	2	2:34.966	13







## Circuito de Madrid Jarama - RACE

### Iberian Historic Endurance

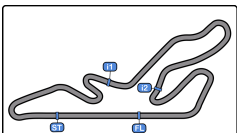
#### Race - 1

#### 5 Mejores Velocidades



Cl	Nº Team	Driver - 1	Driver - 2	Vehicle	Cat	Cl	Top 1		Top 2		Top 3		Top 4		Top 5		Avg
							Km/h	Lap	Km/h	Lap	Km/h	Lap	Km/h	Lap	Km/h	Lap	
1	123 Bruno Santos	Bruno Santos		Porsche 911 3.0 RS	H-1976	1	220.8	2	215.5	18	209.3	7	208.0	4	208.0	24	212.3
2	44 Cláudio Vieira	Cláudio Vieira		Porsche 911 3.0 RS	H-1976	2	210.9	3	206.1	16	204.5	4	201.4	2	201.4	13	204.9
3	290 Miguel Lobo	Miguel Lobo		Shelby Cobra Daytona Coupé	INV *	1	210.1	2	203.0	16	200.7	14	200.3	5	197.4	21	202.3
4	83 Bruno Duarte	<b>Bruno Duarte</b>	Filipe Silva Jesus	Porsche 911 RS 3.0	H-1976	3	209.7	6	198.1	2	198.1	3	197.4	15	197.0	14	200.1
5	132 AECD	<b>Juan Alonso Catalá</b>	Jose Antonio Zorrilla	Porsche 911 3.0 RS	H-1976	4	207.6	2	203.0	3	199.6	13	198.8	18	198.1	19	201.4
6	176 AECD	Eduardo Davila Vega		Porsche 911 3.0 RS	H-1976	5	206.1	2	200.3	19	199.6	17	198.5	1	194.2	4	199.7
7	269 Olivier Muytjens	<b>Grégoire Audi</b>	Olivier Muytjens	Shelby Cobra Daytona	H-1965	1	204.9	24	198.5	4	197.4	13	195.2	16	194.9	11	198.2
8	75 Carlos Brizido	Carlos Brizido		Porsche 911 3.0 RS	H-1976	6	202.6	2	201.4	15	200.7	3	200.3	6	197.4	20	200.5
9	273 Laurent Jaspers	Laurent Jaspers		Jaguar E-Type 63	H-1965	2	200.7	3	200.3	2	199.2	21	198.8	6	198.5	14	199.5
10	337 Piero dal Maso	<b>Piero dal Maso</b>	José Carvalhosa	Porsche 911 2.5 ST	H-1971	1	200.0	3	196.7	4	191.8	14	191.8	18	191.4	7	194.3
11	5 Paulo Lima	Paulo Lima		Ford GT40	GTP & SC	1	199.6	18	195.6	1	194.5	2	188.8	21	188.4	3	193.4
12	366 Guillaume Huber	Guillaume Huber		Ford Mustang	H-1965	3	197.0	4	196.7	5	189.8	18	187.1	17	184.9	3	191.1
13	33 Domingos S. Coutinho	Domingos S. Coutinho	Alcides Petiz	BMW 2800 CS	H-1971	2	193.5	2	183.6	4	180.0	6	179.4	5	176.1	7	182.5
14	174 António Castro Ortega	<b>António Castro Ortega</b>	Angel Lanchares Alonso	Porsche 2.5 ST	H-1971	3	190.8	22	189.1	3	185.5	14	183.6	16	180.0	21	185.8
15	7 Clasicos Madrid	<b>José Rueda Ortiz</b>	Pablo Rueda Muñoz	Elva MK7	GTP & SC	2	190.1	5	186.8	2	183.6	6	180.9	4	177.9	16	183.8
16	327 Nuno Nunes	<b>Nuno Nunes</b>	Piero dal Maso	Porsche 911 SWB	GDS	1	188.1	2	188.1	3	187.5	15	186.8	4	185.8	18	187.3
17	23 Vincent Tourneur	Vincent Tourneur		Porsche 911 SWB	GDS	2	186.2	18	184.6	13	184.3	16	181.5	5	180.6	17	183.4
18	47 Escuderia Madrid Historicos	<b>Roberto Diaz-Rincon</b>	Jorge Santos	Alfa Romeo 1750 GTAm	H-1971	4	186.2	18	185.5	19	181.2	9	180.6	5	180.0	15	182.7
19	1 AECD	<b>Francisco Freitas</b>	Guillermo Velasco Baisse	Porsche 356 SC	H-1965	4	184.6	4	182.7	3	182.1	2	175.0	19	169.0	9	178.7
20	55 Paul Daniels	<b>Paul Daniels</b>	Markus Palttala	Porsche 911 2.8 RSR	H-1976	7	184.3	5	183.9	17	180.0	7	179.4	12	178.2	3	181.1
21	216 Jorge Guimarães	Jorge Guimarães		Volvo 121	H-1971	5	181.5	5	181.2	15	180.0	4	178.5	2	178.2	6	179.8
22	28 P-A Forsvall	P-A Forsvall		Lotus Elan	H-1965	5	180.0	5	175.6	16	175.3	6	173.6	4	173.0	12	175.5
23	34 Carlos M. Santos	<b>Carlos M. Santos</b>	Carlos A. Santos	Ford Escort RS 2000	H-1976	8	179.7	7	178.5	2	174.7	5	173.9	6	170.3	3	175.4
24	102 Thierry Lafont	Thierry Lafont	Damien Kohler	AC Cobra 289	H-1965	6	177.6	5	176.1	23	175.8	9	174.7	20	173.6	6	175.6
25	138 Sydney Beynat	<b>Sydney Beynat</b>	Alexandre Bouchon	Alfa Romeo GT Am	H-1971	6	176.4	16	173.3	15	167.1	14	167.1	21	165.3	20	169.9
26	165 Fabrice Bernollin	Fabrice Bernollin		Shelby Daytona Cobra 4700	H-1965	7	174.4	21	171.9	5	169.8	14	168.4	6	168.4	15	170.6
27	153 AECD	Manuel Gonzalez de la Torre		Porsche 914/6	H-1971	7	174.1	16	173.6	6	173.6	15	172.5	18	171.1	20	173.0
28	545 François Guerin	François Guerin		BMW 1600 ti	H-1971	8	173.3	6	173.0	4	172.5	5	168.7	2	167.1	3	170.9
29	221 Alberto Velez-Grilo	<b>Alberto Velez-Grilo</b>	Tomaz Velez-Grilo	BMW 1800 TiSA	GDS	3	173.0	4	169.2	5	166.1	3	165.3	6	164.6	20	167.7
30	367 Ralf Huber	Ralf Huber		Bizzarrini 5300 GT	H-1965	8	171.7	4	166.6	16	165.8	5	164.8	17	164.6	13	166.7
31	158 Martin Aubert	<b>Martin Aubert</b>	Adam Bruzas	Lotus Elite	GDS	4	171.1	3	168.2	4	168.2	5	163.1	2	162.8	10	166.7
32	67 Jerome Quiot	Jerome Quiot		Lotus Cortina	GDS	5	170.3	6	167.9	2	164.8	5	164.3	3	161.9	4	165.8
33	82 Fabiano Vivacqua	Fabiano Vivacqua		Porsche 356 B	H-1965	9	162.4	11	161.6	17	161.6	20	159.7	14	158.1	4	160.7
34	107 Luis Delso Heras	<b>Javier Garcia Revenga</b>	Roberto López Garcia	Alfa Romeo Giulietta	GDS	6	146.5	3	141.5	4	140.6	1	140.0	2	137.4	7	141.2





Circuito de Madrid Jarama-RACE 3.850 m.

# Circuito de Madrid Jarama - RACE

## Iberian Historic Endurance

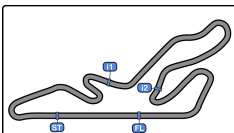
### Race - 1

#### Secuencia Vueltas Rápidas



Lap	Day Time	Session Time	Nº Team	Driver - 1	Driver - 2	Vehicle	Cat	Time	Km/h
2	18:16:52.035	3:44.035	5 Paulo Lima	Paulo Lima		Ford GT40	GTP & S	<b>1:50.293</b>	125.6
18	18:51:06.529	37:58.529	5 Paulo Lima	Paulo Lima		Ford GT40	GTP & S	<b>1:49.987</b>	126.0





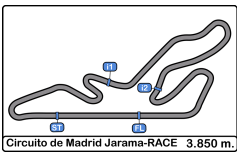
**Circuito de Madrid Jarama - RACE**  
**Iberian Historic Endurance**  
**Race - 1**  
**Mejor Máxima Velocidad del Evento**



Nº	Team	Driver - 1	Driver - 2	Vehicle	Cat	Km/h	Session
123	Bruno Santos	Bruno Santos		Porsche 911 3.0 RS	H-1976	221.7	Qualifying
176	AECD	Eduardo Davila Vega		Porsche 911 3.0 RS	H-1976	219.9	Qualifying
269	Olivier Muytjens	Grégoire Audi	Olivier Muytjens	Shelby Cobra Daytona	H-1965	217.3	Qualifying
44	Cláudio Vieira	Cláudio Vieira		Porsche 911 3.0 RS	H-1976	210.9	Race - 1
290	Miguel Lobo	Miguel Lobo		Shelby Cobra Daytona Coupé	INV *	210.1	Race - 1
273	Laurent Jaspers	Laurent Jaspers		Jaguar E-Type 63	H-1965	209.7	Qualifying
83	Bruno Duarte	Bruno Duarte	Filipe Silva Jesus	Porsche 911 RS 3.0	H-1976	209.7	Race - 1
132	AECD	Juan Alonso Catalá	Jose Antonio Zorrilla	Porsche 911 3.0 RS	H-1976	207.6	Race - 1
366	Guillaume Huber	Guillaume Huber		Ford Mustang	H-1965	203.7	Test Colectivo
5	Paulo Lima	Paulo Lima		Ford GT40	GTP & SC	203.7	Qualifying
75	Carlos Brizido	Carlos Brizido		Porsche 911 3.0 RS	H-1976	203.7	Qualifying
337	Piero dal Maso	Piero dal Maso	José Carvalhosa	Porsche 911 2.5 ST	H-1971	200.0	Race - 1
102	Thierry Lafont	Thierry Lafont	Damien Kohler	AC Cobra 289	H-1965	197.4	Test Colectivo
146	Xavier Rascagneres	Xavier Rascagneres	Jérôme Peyrat	Lotus 23B	GTP & SC	196.0	Test Colectivo
33	Domingos S. Coutinho	Domingos S. Coutinho	Alcides Petiz	BMW 2800 CS	H-1971	193.5	Race - 1
10	Max Huber	Max Huber		Shelby Cobra	H-1965	192.8	Qualifying
174	António Castro Ortega	António Castro Ortega	Angel Lanchares Alonso	Porsche 2.5 ST	H-1971	190.8	Race - 1
7	Clasicos Madrid	José Rueda Ortiz	Pablo Rueda Muñoz	Elva MK7	GTP & SC	190.1	Race - 1
28	P-A Forsvall	P-A Forsvall		Lotus Elan	H-1965	188.1	Test Colectivo
327	Nuno Nunes	Nuno Nunes	Piero dal Maso	Porsche 911 SWB	GDS	188.1	Race - 1
23	Vincent Tourneur	Vincent Tourneur		Porsche 911 SWB	GDS	187.8	Qualifying
47	Escuderia Madrid Historicos	Roberto Diaz-Rincon	Jorge Santos	Alfa Romeo 1750 GTAm	H-1971	186.2	Race - 1
153	AECD	Manuel Gonzalez de la Torre		Porsche 914/6	H-1971	185.8	Qualifying
55	Paul Daniels	Paul Daniels	Markus Palttala	Porsche 911 2.8 RSR	H-1976	185.5	Test Colectivo
1	AECD	Francisco Freitas	Guillermo Velasco Baisse	Porsche 356 SC	H-1965	184.6	Race - 1
216	Jorge Guimarães	Jorge Guimarães		Volvo 121	H-1971	181.5	Race - 1
34	Carlos M. Santos	Carlos M. Santos	Carlos A. Santos	Ford Escort RS 2000	H-1976	180.3	Qualifying
67	Jerome Quiot	Jerome Quiot		Lotus Cortina	GDS	180.0	Qualifying
367	Ralf Huber	Ralf Huber		Bizzarrini 5300 GT	H-1965	177.3	Test Colectivo
138	Sydney Beynat	Sydney Beynat	Alexandre Bouchon	Alfa Romeo GT Am	H-1971	176.4	Race - 1
165	Fabrice Bernollin	Fabrice Bernollin		Shelby Daytona Cobra 4700	H-1965	174.4	Race - 1
545	François Guerin	François Guerin		BMW 1600 ti	H-1971	174.1	Qualifying
16	Damien Kohler	Damien Kohler		Lotus Elan	H-1965	173.9	Qualifying
158	Martin Aubert	Martin Aubert	Adam Bruzas	Lotus Elite	GDS	173.9	Qualifying
221	Alberto Velez-Grilo	Alberto Velez-Grilo	Tomaz Velez-Grilo	BMW 1800 TISA	GDS	173.3	Test Colectivo
157	Escuderia Clasicos Alcalá	Alfonso García Casares	Ildefonso García Lopez	Porsche 911 S/T	H-1971	171.7	Test Colectivo
51	Jorge Santos	Jorge Santos	Alcides Petiz	Alfa Romeo GTAm	H-1971	169.2	Test Colectivo
82	Fabiano Vivacqua	Fabiano Vivacqua		Porsche 356 B	H-1965	162.4	Race - 1







### Circuito de Madrid Jarama - RACE

### Iberian Historic Endurance

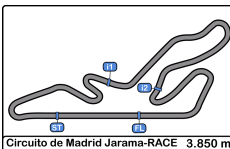
### Race - 1

### Mejor Máxima Velocidad del Evento



<u>Nº</u>	<u>Team</u>	<u>Driver - 1</u>	<u>Driver - 2</u>	<u>Vehicle</u>	<u>Cat</u>	<u>Km/h</u>	<u>Session</u>
107	Luis Delso Heras	Javier Garcia Revenga	Roberto López Garcia	Alfa Romeo Giulietta	GDS	146.5	Race - 1





Circuito de Madrid Jarama - RACE

Iberian Historic Endurance

Race - 1

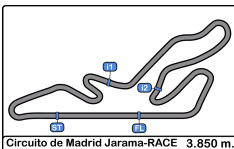
Cuentavueltas



LAP

Nr	Po	Grid	1	2	3	4	5	6	7	8	9	10	11	12	13	14	15	16	17	18	19	20	21	22	23	24
5	1	5	5	5	5	5	5	5	5	5	5	5	5	5	5	269	123	123	5	5	5	5	5	5	5	5
123	2	123	123	123	123	123	123	123	123	123	123	123	123	123	123	290	5	5	123	123	123	123	123	123	123	123
176	3	176	176	176	176	176	176	176	176	176	176	269	269	269	269	123	176	176	176	176	176	176	44	176	176	176
290	4	290	269	269	269	269	269	269	269	269	269	290	44	44	290	5	290	290	290	290	290	290	290	44	44	44
269	5	269	290	290	290	290	290	290	290	290	290	44	290	290	44	176	44	44	44	44	44	44	176	290	290	290
273	6	273	273	273	44	44	44	44	44	44	44	176	75	75	176	44	269	269	269	269	269	269	269	269	269	273
10	7	10	83	83	273	83	83	83	83	83	83	83	153	176	83	83	273	273	273	273	273	273	273	273	273	269
44	8	44	44	44	83	273	273	273	273	132	132	75	327	83	273	273	83	83	83	83	83	83	83	83	83	83
83	9	83	75	132	132	132	132	132	132	273	33	153	176	273	75	75	75	75	75	75	75	75	75	75	75	75
75	10	75	132	75	75	75	75	33	33	33	75	132	83	337	337	337	337	337	337	337	337	337	337	337	337	337
132	11	132	33	33	33	33	33	75	75	75	366	33	273	153	153	153	366	366	153	153	153	28	28	28	28	28
7	12	7	7	7	7	7	7	366	366	366	337	366	337	28	28	28	366	153	153	28	28	28	153	366	366	
33	13	33	366	366	366	366	366	337	337	337	174	337	28	366	366	366	28	28	28	366	366	366	366	367	367	
366	14	366	337	337	337	337	337	174	174	174	273	174	366	327	327	327	327	327	327	327	327	327	327	327	327	327
337	15	337	174	174	174	174	102	102	102	102	273	132	102	102	367	367	367	367	367	367	367	367	367	132	47	47
174	16	174	102	102	102	102	102	153	153	153	153	102	102	367	367	132	132	132	132	132	132	132	132	47	132	132
102	17	102	153	153	153	153	153	47	47	47	47	47	174	132	132	33	47	47	47	47	47	47	47	102	102	102
367	18	367	28	28	28	28	28	28	28	28	28	327	367	33	33	102	33	102	102	102	102	102	102	153	153	153
28	19	28	1	1	1	47	47	367	367	367	367	28	33	47	47	47	102	216	55	174	174	174	174	174	174	174
34	20	34	34	34	34	1	34	34	55	55	55	367	47	216	216	216	216	55	174	55	55	55	55	55	55	55
47	21	47	47	47	47	34	367	327	327	327	327	55	158	55	55	55	55	174	216	216	216	165	165	165	165	165
1	22	1	327	327	327	327	327	55	34	34	34	545	216	34	174	174	174	34	34	165	165	216	34	34	34	34
55	23	55	367	367	367	367	55	216	216	216	545	158	34	174	34	34	34	23	165	34	34	34	34	23	23	23
153	24	153	55	55	55	55	1	545	545	545	216	165	55	23	23	23	23	165	23	23	23	23	23	138	138	138
327	25	327	216	216	216	216	216	165	165	165	165	216	23	165	165	165	165	221	221	221	221	221	221	221	221	221
146	26	146	545	67	67	67	67	23	23	23	158	34	165	221	221	221	221	138	138	138	138	138	138	158	158	158
216	27	216	67	545	545	545	545	221	221	221	23	23	221	158	158	158	158	158	158	158	158	158	158	158	158	158
545	28	545	221	165	165	165	165	158	158	158	221	82	82	82	82	138	138	138	1	1	1	1	1	1	1	1
138	29	138	165	221	23	23	23	67	82	82	82	221	138	138	138	1	1	82	82	82	82	82	82	82	82	82





**Circuito de Madrid Jarama - RACE**

**Iberian Historic Endurance**

**Race - 1**

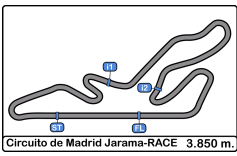
**Cuentavueeltas**



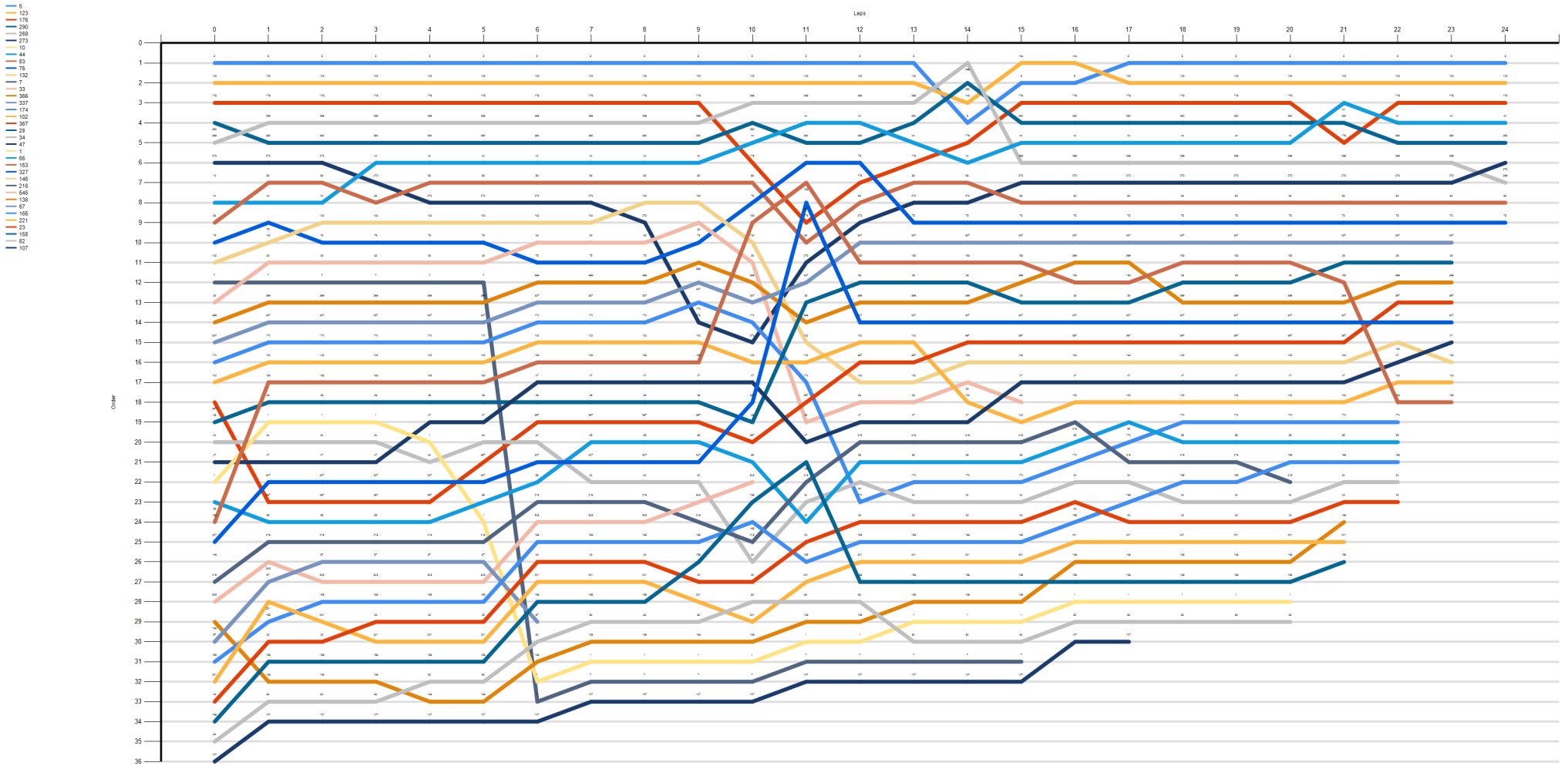
**LAP**

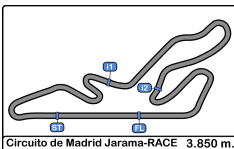
Nr	Po	Grid	1	2	3	4	5	6	7	8	9	10	11	12	13	14	15	16	17	18	19	20	21	22	23	24
67	<b>30</b>	67	23	23	221	221	221	82	138	138	138	138	1	1	82	82	82	107	107							
165	<b>31</b>	165	158	158	158	158	158	138	1	1	1	1	7	7	7	7	7									
221	<b>32</b>	221	138	138	138	82	82	1	7	7	7	7	107	107	107	107	107									
23	<b>33</b>	23	82	82	82	138	138	7	107	107	107	107														
158	<b>34</b>	158	107	107	107	107	107	107																		
82	<b>35</b>	82																								
107	<b>36</b>	107																								





**Circuito de Madrid Jarama - RACE**  
**Iberian Historic Endurance**  
**Race - 1**  
**Cuentavueltas Gráfico**





# Circuito de Madrid Jarama - RACE

## Iberian Historic Endurance

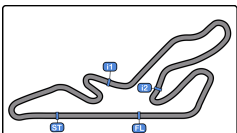
### Race - 1

#### Tiempos Parada en Pit



Ord	Nr.	In Day Time	Team	Driver - 1	Driver - 2	Vehicle	Cat	In Time	Stop Nº	Pit Time	Handicap	Diff.
1	34	18:34:08.663	Carlos M. Santos	<b>Carlos M. Santos</b>	Carlos A. Santos	Ford Escort RS 2000	H-197	21:01.079	1	1:44.729	1:24	
2	216	18:34:16.079	Jorge Guimarães	Jorge Guimarães		Volvo 121	H-197	21:08.495	1	1:38.166	1:29	
3	176	18:34:45.687	AECD	Eduardo Davila Vega		Porsche 911 3.0 RS	H-197	21:38.103	1	1:36.426	1:29	
4	83	18:34:51.047	Bruno Duarte	<b>Bruno Duarte</b>	Filipe Silva Jesus	Porsche 911 RS 3.0	H-197	21:43.463	1	1:26.772	1:24	
5	23	18:34:55.047	Vincent Tourneur	Vincent Tourneur		Porsche 911 SWB	GDS	21:47.463	1	1:28.447	1:29	-0.553
6	221	18:34:56.209	Alberto Velez-Grilo	<b>Alberto Velez-Grilo</b>	Tomaz Velez-Grilo	BMW 1800 TiSA	GDS	21:48.625	1	2:00.815	1:24	
7	132	18:34:57.812	AECD	<b>Juan Alonso Catalá</b>	Jose Antonio Zorrilla	Porsche 911 3.0 RS	H-197	21:50.228	1	1:57.738	1:24	
8	33	18:34:58.936	Domingos S. Coutinho	Domingos S. Coutinho	Alcides Petiz	BMW 2800 CS	H-197	21:51.352	1	2:17.040	1:24	
9	366	18:35:00.845	Guillaume Huber	Guillaume Huber		Ford Mustang	H-196	21:53.261	1	1:35.571	1:29	
10	337	18:35:02.452	Piero dal Maso	<b>Piero dal Maso</b>	José Carvalhosa	Porsche 911 2.5 ST	H-197	21:54.868	1	1:35.232	1:24	
11	174	18:35:03.480	António Castro Ortega	<b>António Castro Ortega</b>	Angel Lanchares Alonso	Porsche 2.5 ST	H-197	21:55.896	1	1:35.331	1:24	
12	273	18:35:04.568	Laurent Jaspers	Laurent Jaspers		Jaguar E-Type 63	H-196	21:56.984	2	1:29.526	1:29	
13	102	18:35:06.147	Thierry Lafont	Thierry Lafont	Damien Kohler	AC Cobra 289	H-196	21:58.563	1	1:53.333	1:29	
14	47	18:35:07.274	Escuderia Madrid Historicos	<b>Roberto Diaz-Rincon</b>	Jorge Santos	Alfa Romeo 1750 GTAm	H-197	21:59.690	1	2:10.273	1:24	
15	28	18:35:10.235	P-A Forsvall	P-A Forsvall		Lotus Elan	H-196	22:02.651	1	1:32.431	1:29	
16	367	18:35:14.901	Ralf Huber	Ralf Huber		Bizzarrini 5300 GT	H-196	22:07.317	1	1:45.899	1:29	
17	55	18:35:17.329	Paul Daniels	<b>Paul Daniels</b>	Markus Palttala	Porsche 911 2.8 RSR	H-197	22:09.745	1	3:08.902	1:24	
18	1	18:36:59.453	AECD	<b>Francisco Freitas</b>	Guillermo Velasco Baisse	Porsche 356 SC	H-196	23:51.869	2	1:57.682	1:24	
19	165	18:37:08.550	Fabrice Bernollin	Fabrice Bernollin		Shelby Daytona Cobra 4700	H-196	24:00.966	1	2:00.513	1:29	
20	7	18:37:10.387	Clasicos Madrid	<b>José Rueda Ortiz</b>	Pablo Rueda Muñoz	Elva MK7	GTP	24:02.803	1	2:26.738	1:24	
21	153	18:37:12.170	AECD	Manuel Gonzalez de la Torre		Porsche 914/6	H-197	24:04.586	1	1:28.820	1:29	-0.180
22	327	18:37:21.867	Nuno Nunes	<b>Nuno Nunes</b>	Piero dal Maso	Porsche 911 SWB	GDS	24:14.283	1	1:31.558	1:24	
23	174	18:38:59.391	António Castro Ortega	<b>António Castro Ortega</b>	Angel Lanchares Alonso	Porsche 2.5 ST	H-197	25:51.807	2	1:52.536	1:24	
24	75	18:39:03.116	Carlos Brizado	Carlos Brizado		Porsche 911 3.0 RS	H-197	25:55.532	1	1:36.826	1:29	
25	138	18:39:16.560	Sydney Beynat	<b>Sydney Beynat</b>	Alexandre Bouchon	Alfa Romeo GT Am	H-197	26:08.976	1	1:24.860	1:24	
26	158	18:39:31.351	Martin Aubert	<b>Martin Aubert</b>	Adam Bruzas	Lotus Elite	GDS	26:23.767	1	1:53.347	1:24	
27	107	18:39:38.570	Luis Delso Heras	<b>Javier Garcia Revenga</b>	Roberto López Garcia	Alfa Romeo Giulietta	GDS	26:30.986	2	2:04.318	1:24	
28	5	18:40:17.914	Paulo Lima	Paulo Lima		Ford GT40	GTP	27:10.330	1	1:33.270	1:29	
29	123	18:40:19.457	Bruno Santos	Bruno Santos		Porsche 911 3.0 RS	H-197	27:11.873	1	1:30.975	1:29	
30	44	18:40:31.560	Cláudio Vieira	Cláudio Vieira		Porsche 911 3.0 RS	H-197	27:23.976	1	1:33.735	1:29	
31	269	18:42:22.894	Olivier Muytjens	<b>Grégoire Audi</b>	Olivier Muytjens	Shelby Cobra Daytona	H-196	29:15.310	1	1:38.285	1:24	
32	290	18:42:26.130	Miguel Lobo	Miguel Lobo		Shelby Cobra Daytona Coupé	INV *	29:18.546	1	1:34.018	1:29	
33	82	18:44:10.739	Fabiano Vivacqua	Fabiano Vivacqua		Porsche 356 B	H-196	31:03.155	1	2:04.629	1:29	
34	102	18:45:20.459	Thierry Lafont	Thierry Lafont	Damien Kohler	AC Cobra 289	H-196	32:12.875	2	56.871	1:29	-32.129
35	7	18:51:45.837	Clasicos Madrid	<b>José Rueda Ortiz</b>	Pablo Rueda Muñoz	Elva MK7	GTP	38:38.253	2	49.558	1:24	-34.442
36	216	18:55:44.954	Jorge Guimarães	Jorge Guimarães		Volvo 121	H-197	42:37.370	2	33.962	1:29	-55.038





Circuito de Madrid Jarama-RACE 3.850 m.

### Circuito de Madrid Jarama - RACE

### Iberian Historic Endurance

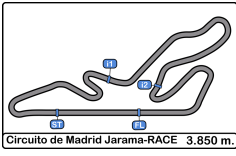
### Race - 1

### Tiempos Parada en Pit



Ord	Nr.	In Day Time	Team	Driver - 1	Driver - 2	Vehicle	Cat	In Time	Stop N°	Pit Time	Handicap	Diff.
37	153	19:00:23.423	AECD	Manuel Gonzalez de la Torre		Porsche 914/6	H-197	47:15.839	2	38.497	1:29	-50.503

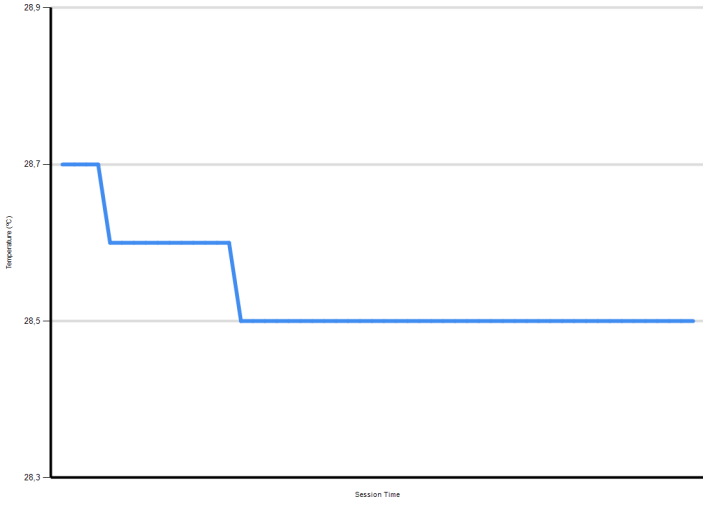




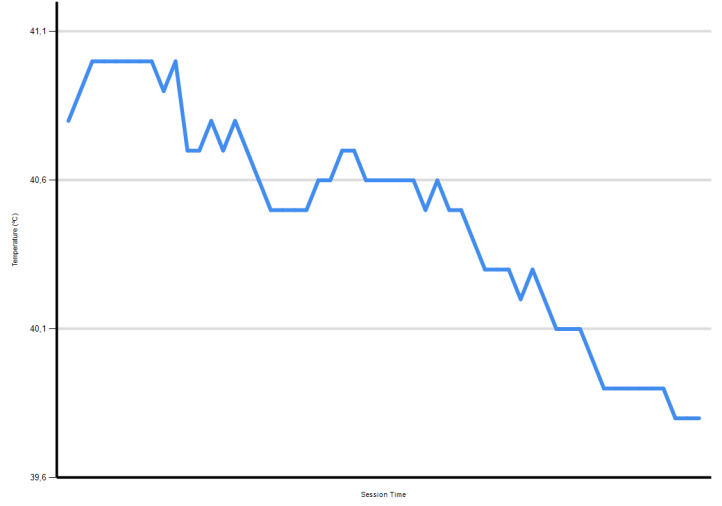
**Circuito de Madrid Jarama - RACE**  
**Iberian Historic Endurance**  
**Race - 1**  
**Informe Meteorológico**



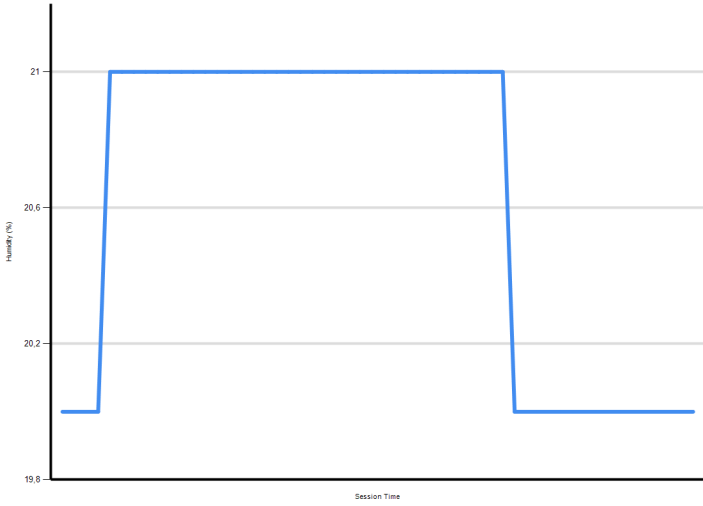
Air Temperature




Track Temperature



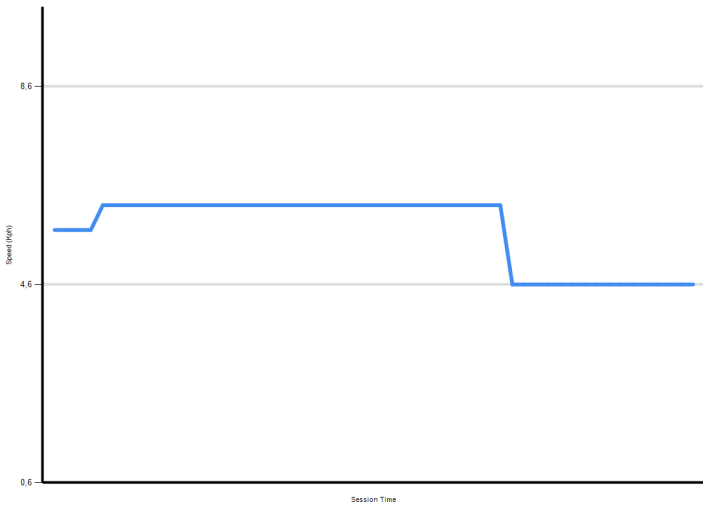
Humidity



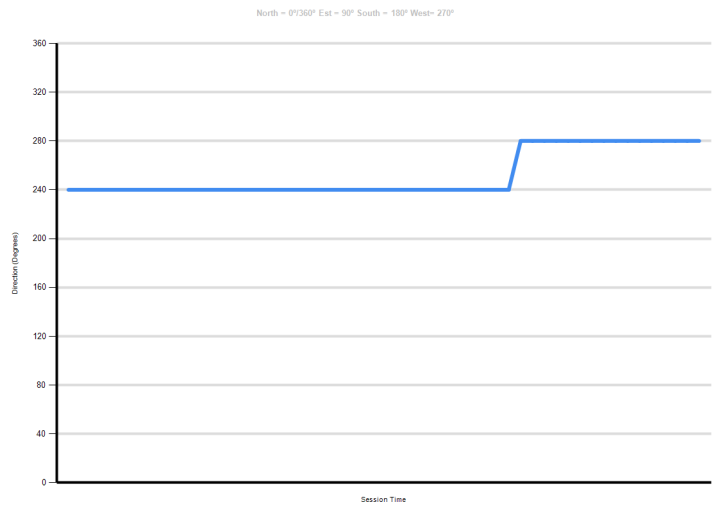
Pressure



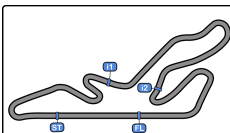
Wind Speed



Wind direction







# Circuito de Madrid Jarama - RACE

## Iberian Historic Endurance

### Race - 1

#### Resultados Finales



Cls	Nº	Team	Driver - 1	Driver - 2	Vehicle	Cat	Cl	Laps	Total Time	Gap	Interval	Km/h	Best	Time	Km/h
1	5	Paulo Lima	Paulo Lima		Ford GT40	GTP & SC	1	24	50:43.621			109.2	18	1:49.987	126.0
2	123	Bruno Santos	Bruno Santos		Porsche 911 3.0 RS	H-1976	1	24	50:45.461	1.840	1.840	109.2	24	1:50.347	125.6
3	176	AECD	Eduardo Davila Vega		Porsche 911 3.0 RS	H-1976	2	24	50:59.109	15.488	13.648	108.7	13	1:51.318	124.5
4	44	Cláudio Vieira	Cláudio Vieira		Porsche 911 3.0 RS	H-1976	3	24	50:59.841	16.220	0.732	108.7	3	1:52.101	123.6
5	290	Miguel Lobo	Miguel Lobo		Shelby Cobra Daytona Coupé	INV *	1	24	51:10.742	27.121	10.901	108.3	3	1:52.581	123.1
6	273	Laurent Jaspers	Laurent Jaspers		Jaguar E-Type 63	H-1965	1	24	51:11.555	27.934	0.813	108.2	24	1:53.142	122.5
7	269	Olivier Muytjens	<u>Grégoire Audi</u>	Olivier Muytjens	Shelby Cobra Daytona	H-1965	2	24	51:13.878	30.257	2.323	108.2	2	1:52.618	123.0
8	83	Bruno Duarte	<u>Bruno Duarte</u>	Filipe Silva Jesus	Porsche 911 RS 3.0	H-1976	4	24	51:32.731	49.110	18.853	107.5	6	1:54.508	121.0
9	75	Carlos Brizado	Carlos Brizado		Porsche 911 3.0 RS	H-1976	5	24	51:52.648	1:09.027	19.917	106.8	3	1:56.573	118.8
10	337	Piero dal Maso	<u>Piero dal Maso</u>	José Carvalhosa	Porsche 911 2.5 ST	H-1971	1	23	51:05.481	1 Vta.	1 Vta.	103.9	3	1:59.970	115.5
11	28	P-A Forsvall	P-A Forsvall		Lotus Elan	H-1965	3	23	51:24.319	1 Vta.	18.838	103.3	16	2:02.234	113.3
12	366	Guillaume Huber	Guillaume Huber		Ford Mustang	H-1965	4	23	51:31.068	1 Vta.	6.749	103.1	16	1:59.698	115.7
13	367	Ralf Huber	Ralf Huber		Bizzarrini 5300 GT	H-1965	5	23	51:34.606	1 Vta.	3.538	103.0	12	2:02.760	112.9
14	327	Nuno Nunes	<u>Nuno Nunes</u>	Piero dal Maso	Porsche 911 SWB	GDS	1	23	51:37.298	1 Vta.	2.692	102.9	13	2:04.923	110.9
15	47	Escudería Madrid Historicos	<u>Roberto Diaz-Rincon</u>	Jorge Santos	Alfa Romeo 1750 GTAm	H-1971	2	23	51:37.548	1 Vta.	0.250	102.9	22	2:02.678	112.9
16	132	AECD	<u>Juan Alonso Catalá</u>	Jose Antonio Zorrilla	Porsche 911 3.0 RS	H-1976	6	23	51:38.103	1 Vta.	0.555	102.8	2	1:55.621	119.8
17	102	Thierry Lafont	Thierry Lafont	Damien Kohler	AC Cobra 289	H-1965	6	23	51:59.686	1 Vta.	21.583	102.1	23	1:57.078	118.3
18	153	AECD	Manuel Gonzalez de la Torre		Porsche 914/6	H-1971	3	23	52:11.076	1 Vta.	11.390	101.8	16	2:02.422	113.2
19	174	António Castro Ortega	<u>António Castro Ortega</u>	Angel Lancharos Alonso	Porsche 2.5 ST	H-1971	4	22	51:23.363	2 Vtas.	1 Vta.	98.8	2	2:01.345	114.2
20	55 *	Paul Daniels	<u>Paul Daniels</u>	Markus Palttala	Porsche 911 2.8 RSR	H-1976	7	22	52:08.795	2 Vtas.	45.432	97.4	4	2:04.225	111.5
21	165	Fabrice Bernollin	Fabrice Bernollin		Shelby Daytona Cobra 4700	H-1965	7	22	52:20.706	2 Vtas.	11.911	97.0	17	2:05.929	110.0
22	34	Carlos M. Santos	<u>Carlos M. Santos</u>	Carlos A. Santos	Ford Escort RS 2000	H-1976	8	22	52:32.173	2 Vtas.	11.467	96.7	3	2:04.819	111.0
23	23 *	Vincent Tourneur	Vincent Tourneur		Porsche 911 SWB	GDS	2	22	53:06.924	2 Vtas.	34.751	95.6	4	2:12.433	104.6
24	138	Sydney Beynat	<u>Sydney Beynat</u>	Alexandre Bouchon	Alfa Romeo GT Am	H-1971	5	21	51:39.093	3 Vtas.	1 Vta.	93.9	15	2:06.261	109.7
25	221	Alberto Velez-Grilo	<u>Alberto Velez-Grilo</u>	Tomaz Velez-Grilo	BMW 1800 TiSA	GDS	3	21	51:40.139	3 Vtas.	1.046	93.8	15	2:12.122	104.9
26	158	Martin Aubert	<u>Martin Aubert</u>	Adam Bruzas	Lotus Elite	GDS	4	21	52:45.207	3 Vtas.	1:05.068	91.9	4	2:14.667	102.9
27	216	Jorge Guimarães	Jorge Guimarães		Volvo 121	H-1971	6	20	48:01.762	4 Vtas.	1 Vta.	96.1	2	2:08.294	108.0
28	1	AECD	<u>Francisco Freitas</u>	Guillermo Velasco Baisse	Porsche 356 SC	H-1965	8	20	51:43.675	4 Vtas.	3:41.913	89.3	3	2:04.829	111.0
29	82 *	Fabiano Vivacqua	Fabiano Vivacqua		Porsche 356 B	H-1965	9	20	53:54.393	4 Vtas.	2:10.718	85.7	20	2:23.766	96.4

Not classified: (Requirements: 75% of number laps of leader = 18 Laps)

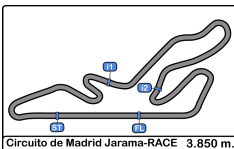
107	Luis Delso Heras	<u>Javier Garcia Revenga</u>	Roberto López Garcia	Alfa Romeo Giulietta	GDS	5	17	52:18.024	7 Vtas.	3 Vtas.	75.0	17	2:30.085	92.3
33	Domingos S. Coutinho	Domingos S. Coutinho	Alcides Petiz	BMW 2800 CS	H-1971	7	15	34:51.064	9 Vtas.	2 Vtas.	99.4	4	1:56.765	118.6
7	Clasicos Madrid	<u>José Rueda Ortiz</u>	Pablo Rueda Muñoz	Elva MK7	GTP & SC	2	15	42:01.383	9 Vtas.	7:10.319	82.4	2	1:54.903	120.6
545	François Guerin	François Guerin		BMW 1600 ti	H-1971	8	10	23:51.069	14 Vtas.	5 Vtas.	96.8	2	2:09.734	106.8

Published at:.....

Track Temp: 39.8 °C Air Temp: 28.5 °C Humidity: 20 % Track Status: SECA

<b>Stewards:</b>	Jerónimo CUERVA	David VICENTE	Ángel LINAJE	<b>Timekeeper:</b> María Jesús GAMAZO
	CD-0819-ESP/M	CD-0680-ESP/M	CD-0082-ESP/M	JOB-0499-ESP/M





# Circuito de Madrid Jarama - RACE

## Iberian Historic Endurance

### Race - 1

#### Resultados Finales



Cls	Nº	Team	Driver - 1	Driver - 2	Vehicle	Cat	Cl	Laps	Total Time	Gap	Interval	Km/h	Best	Time	Km/h
67		Jerome Quiot	Jerome Quiot		Lotus Cortina	GDS	6	6	14:13.788	18 Vtas.	4 Vtas.	97.4	3	2:09.262	107.2
10		Max Huber	Max Huber		Shelby Cobra	H-1965	10								
146		Xavier Rascagneres	<u>Xavier Rascagneres</u>	Jérôme Peyrat	Lotus 23B	GTP & SC	3								

Vta. Rápida Paulo Lima en 1:49.987 a 126.0 Km/h en la vta. 18

#### \* PENALTIES

Dorsal 23 penalizado con 34" por Drive Through en diferido según art. 14.2 R.D.I.H.E.

Dorsal 55 penalizado con 34" por Drive Through en diferido según art. 14.1b.1 R.D.I.H.E.

Dorsal 82 penalizado con 64" según art. 14.2.1 R.D.I.H.E.

Published at:.....

Track Temp: 39.8 °C Air Temp: 28.5 °C Humidity: 20 % Track Status: SECA

#### Stewards:

Jerónimo CUERVA

David VICENTE

Ángel LINAJE

CD-0819-ESP/M

CD-0680-ESP/M

CD-0082-ESP/M

#### Timekeeper:

Maria.Jesús GAMAZO

JOB-0499-ESP/M





**Circuito de Madrid Jarama - RACE**

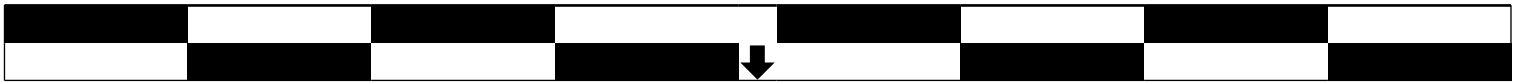
**Iberian Historic Endurance**

**Race - 2**

**Parrilla de Salida**



33	10	Max Huber					
31	33	S. Coutinho - Petiz	34:51.064	42:01.383	Pablo Rueda Muñoz	7	32
29	82	Fabiano Vivacqua	53:54.393	52:18.024	Roberto López Garcia	107	30
27	216	Jorge Guimarães	48:01.762	51:43.675	Guillermo Velasco Baisse	1	28
25	221	Tomaz Velez-Grilo	51:40.139	52:45.207	Adam Bruzas	158	26
23	23	Vincent Tourneur	53:06.924	51:39.093	Alexandre Bouchon	138	24
21	165	Fabrice Bernollin	52:20.706	52:32.173	Carlos A. Santos	34	22
19	174	Angel Lanchares Alonso	51:23.363	52:08.795	Markus Palttala	55	20
17	102	Lafont - Kohler	51:59.686	52:11.076	Manuel Gonzalez de la Torre	153	18
15	47	Jorge Santos	51:37.548	51:38.103	Jose Antonio Zorrilla	132	16
13	367	Ralf Huber	51:34.606	51:37.298	Piero dal Maso	327	14
11	28	P-A Forsvall	51:24.319	51:31.068	Guillaume Huber	366	12
9	75	Carlos Brizido	51:52.648	51:05.481	José Carvalhosa	337	10
7	269	Olivier Muytjens	51:13.878	51:32.731	Filipe Silva Jesus	83	8
5	290	Miguel Lobo	51:10.742	51:11.555	Laurent Jaspers	273	6
3	176	Eduardo Davila Vega	50:59.109	50:59.841	Cláudio Vieira	44	4
1	5	Paulo Lima	50:43.621	50:45.461	Bruno Santos	123	2

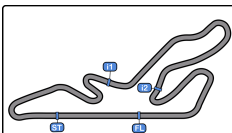


Pole

Published at:.....

<b>Stewards:</b>			<b>Timekeeper:</b>	
Jerónimo CUERVA	David VICENTE	Ángel LINAJE	 María Jesús GAMAZO JÓB-0499-ESP/M	
CD-0819-ESP/M	CD-0680-ESP/M	CD-0082-ESP/M		





# Circuito de Madrid Jarama - RACE

## Iberian Historic Endurance

### Race - 2

#### Resultados Provisionales



Cls	Nº	Team	Driver - 1	Driver - 2	Vehicle	Cat	Cl	Laps	Total Time	Gap	Interval	Km/h	Best	Time	Km/h
1	5	Paulo Lima	Paulo Lima		Ford GT40	GTP & SC	1	26	<b>50:01.396</b>			120.0	2	1:49.830	126.1
2	123	Bruno Santos	Bruno Santos		Porsche 911 3.0 RS	H-1976	1	26	<b>50:45.022</b>	43.626	43.626	118.3	2	1:50.981	124.8
3	44	Cláudio Vieira	Cláudio Vieira		Porsche 911 3.0 RS	H-1976	2	26	<b>50:45.382</b>	43.986	0.360	118.3	3	1:50.930	124.9
4	290	Miguel Lobo	Miguel Lobo		Shelby Cobra Daytona Coupé	INV *	1	26	<b>51:16.077</b>	1:14.681	30.695	117.1	7	1:52.770	122.9
5	10	Max Huber	Max Huber		Shelby Cobra	H-1965	1	26	<b>51:17.449</b>	1:16.053	1.372	117.0	26	1:52.910	122.7
6	273	Laurent Jaspers	Laurent Jaspers		Jaguar E-Type 63	H-1965	2	26	<b>51:20.705</b>	1:19.309	3.256	116.9	4	1:52.848	122.8
7	269	Olivier Muytjens	Grégoire Audi	<u>Olivier Muytjens</u>	Shelby Cobra Daytona	H-1965	3	26	<b>51:37.404</b>	1:36.008	16.699	116.3	7	1:53.150	122.4
8	75	Carlos Brizido	Carlos Brizido		Porsche 911 3.0 RS	H-1976	3	25	<b>50:55.335</b>	1 Vta.	1 Vta.	113.4	11	1:56.991	118.4
9	132	AECD	Juan Alonso Catalá	<u>Jose Antonio Zorrilla</u>	Porsche 911 3.0 RS	H-1976	4	25	<b>51:27.756</b>	1 Vta.	32.421	112.2	7	1:55.629	119.8
10	337	Piero dal Maso	Piero dal Maso	<u>José Carvalhosa</u>	Porsche 911 2.5 ST	H-1971	1	25	<b>51:54.899</b>	1 Vta.	27.143	111.2	2	1:58.970	116.4
11	102	Thierry Lafont	Thierry Lafont	<u>Damien Kohler</u>	AC Cobra 289	H-1965	4	24	<b>50:28.718</b>	2 Vtas.	1 Vta.	109.8	21	1:56.166	119.3
12	366	Guillaume Huber	Guillaume Huber		Ford Mustang	H-1965	5	24	<b>50:34.747</b>	2 Vtas.	6.029	109.6	13	1:59.055	116.4
13	174	António Castro Ortega	António Castro Ortega	<u>Angel Lanchares Alonso</u>	Porsche 2.5 ST	H-1971	2	24	<b>51:53.778</b>	2 Vtas.	1:19.031	106.8	3	2:02.109	113.5
14	47	Escudería Madrid Historicos	Roberto Díaz-Rincon	<u>Jorge Santos</u>	Alfa Romeo 1750 GTAm	H-1971	3	24	<b>51:54.356</b>	2 Vtas.	0.578	106.8	21	2:02.082	113.5
15	367	Ralf Huber	Ralf Huber		Bizzarrini 5300 GT	H-1965	6	23	<b>50:12.041</b>	3 Vtas.	1 Vta.	105.8	21	2:03.130	112.5
16	153	AECD	Manuel Gonzalez de la Torre		Porsche 914/6	H-1971	4	23	<b>50:17.835</b>	3 Vtas.	5.794	105.6	17	2:03.156	112.5
17	327	Nuno Nunes	Nuno Nunes	<u>Piero dal Maso</u>	Porsche 911 SWB	GDS	1	23	<b>50:18.641</b>	3 Vtas.	0.806	105.6	21	2:05.058	110.8
18	34	Carlos M. Santos	Carlos M. Santos	<u>Carlos A. Santos</u>	Ford Escort RS 2000	H-1976	5	23	<b>51:05.299</b>	3 Vtas.	46.658	103.9	19	2:03.625	112.1
19	216	Jorge Guimarães	Jorge Guimarães		Volvo 121	H-1971	5	23	<b>51:40.827</b>	3 Vtas.	35.528	102.8	23	2:07.763	108.4
20	138	Sydney Beynat	Sydney Beynat	<u>Alexandre Bouchon</u>	Alfa Romeo GT Am	H-1971	6	22	<b>51:37.672</b>	4 Vtas.	1 Vta.	98.4	12	2:06.488	109.5
21	165	Fabrice Bernollin	Fabrice Bernollin		Shelby Daytona Cobra 4700	H-1965	7	22	<b>52:09.825</b>	4 Vtas.	32.153	97.4	15	2:10.245	106.4
22	23	Vincent Tourneur	Vincent Tourneur		Porsche 911 SWB	GDS	2	21	<b>50:11.545</b>	5 Vtas.	1 Vta.	96.6	2	2:12.027	104.9
23	1	AECD	Francisco Freitas	<u>Guillermo Velasco Baisse</u>	Porsche 356 SC	H-1965	8	21	<b>50:36.678</b>	5 Vtas.	25.133	95.8	5	2:03.717	112.0
24	158	Martin Aubert	Martin Aubert	<u>Adam Bruzas</u>	Lotus Elite	GDS	3	20	<b>50:04.089</b>	6 Vtas.	1 Vta.	92.2	7	2:11.698	105.2
25	82	Fabiano Vivacqua	Fabiano Vivacqua		Porsche 356 B	H-1965	9	20	<b>50:41.796</b>	6 Vtas.	37.707	91.1	20	2:21.916	97.6

Not classified: (Requirements: 75% of number laps of leader = 20 Laps)

107	Luis Delso Heras	Javier Garcia Revenga	<u>Roberto López Garcia</u>	Alfa Romeo Giulietta	GDS	4	18	<b>50:19.234</b>	8 Vtas.	2 Vtas.	82.6	2	2:26.417	94.6
33	Domingos S. Coutinho	Domingos S. Coutinho	<u>Alcides Petiz</u>	BMW 2800 CS	H-1971	7	16	<b>35:23.729</b>	10 Vtas.	2 Vtas.	104.4	9	1:58.680	116.7
55	Paul Daniels	Paul Daniels	<u>Markus Palttala</u>	Porsche 911 2.8 RSR	H-1976	6	13	<b>29:17.688</b>	13 Vtas.	3 Vtas.	102.5	9	2:02.585	113.0
28	P-A Forsvall	P-A Forsvall		Lotus Elan	H-1965	10	11	<b>23:27.532</b>	15 Vtas.	2 Vtas.	108.3	10	2:03.891	111.8
176	AECD	Eduardo Davila Vega		Porsche 911 3.0 RS	H-1976	7	10	<b>19:33.912</b>	16 Vtas.	1 Vta.	118.0	3	1:51.675	124.1
7	Clasicos Madrid	José Rueda Ortiz	<u>Pablo Rueda Muñoz</u>	Elva MK7	GTP & SC	2	9	<b>37:25.645</b>	17 Vtas.	1 Vta.	55.5	2	1:58.282	117.1
221	Alberto Velez-Grilo	Alberto Velez-Grilo	<u>Tomaz Velez-Grilo</u>	BMW 1800 TiSA	GDS	5	3	<b>7:19.026</b>	23 Vtas.	6 Vtas.	94.7	2	2:13.999	103.4

Published at:.....

Track Temp: **49.8 °C** Air Temp: **27.6 °C** Humidity: **24 %** Track Status: **SECA**

Race Director:

Ramiro BRITO

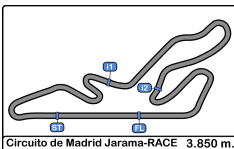
DCI PT24/0086

Timekeeper:

Maria.Jesús GAMAZO

JOB-0499-ESP/M





# Circuito de Madrid Jarama - RACE

## Iberian Historic Endurance

### Race - 2

#### Resultados Provisionales



Cls	Nº	Team	Driver - 1	Driver - 2	Vehicle	Cat	Cl	Laps	Total Time	Gap	Interval	Km/h	Best	Time	Km/h
	83	Bruno Duarte	Bruno Duarte	<u>Filipe Silva Jesus</u>	Porsche 911 RS 3.0	H-1976	8	1	<b>2:20.696</b>	25 Vtas.	2 Vtas.	98.5	1	2:20.696	98.5

Vta. Rápida Paulo Lima en 1:49.830 a 126.1 Km/h en la vta. 2

Published at:.....

Track Temp: **49.8 °C** Air Temp: **27.6 °C** Humidity: **24 %** Track Status: **SECA**

**Race Director:**

Ramiro BRITO

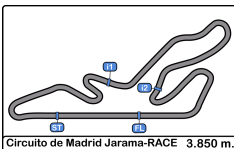
DCI PT24/0086

**Timekeeper:**

Maria.Jesús GAMAZO

JOB-0499-ESP/M





**Circuito de Madrid Jarama - RACE**  
**Iberian Historic Endurance**  
**Race - 2**  
**Resultados Provisionales por Categoría**



GTP & SC															
Cls	Nº	Team	Driver - 1	Driver - 2	Vehicle	Cat	Cl	Laps	Total Time	Gap	Interval	Km/h	Best	Time	Km/h
1	5	Paulo Lima	Paulo Lima		Ford GT40	GTP & SC	1	26	<b>50:01.396</b>			120.0	2	1:49.830	126.1
<b>Not classified: (Requirements: 75% of number laps of leader = 20 Laps)</b>															
	7	Clasicos Madrid	José Rueda Ortiz	<u>Pablo Rueda Muñoz</u>	Elva MK7	GTP & SC	2	9	<b>37:25.645</b>	17 Vtas.	17 Vtas.	55.5	2	1:58.282	117.1

H-1976															
Cls	Nº	Team	Driver - 1	Driver - 2	Vehicle	Cat	Cl	Laps	Total Time	Gap	Interval	Km/h	Best	Time	Km/h
1	123	Bruno Santos	Bruno Santos		Porsche 911 3.0 RS	H-1976	1	26	<b>50:45.022</b>			118.3	2	1:50.981	124.8
2	44	Cláudio Vieira	Cláudio Vieira		Porsche 911 3.0 RS	H-1976	2	26	<b>50:45.382</b>	0.360	0.360	118.3	3	1:50.930	124.9
3	75	Carlos Brizido	Carlos Brizido		Porsche 911 3.0 RS	H-1976	3	25	<b>50:55.335</b>	1 Vta.	1 Vta.	113.4	11	1:56.991	118.4
4	132	AECD	Juan Alonso Catalá	<u>Jose Antonio Zorrilla</u>	Porsche 911 3.0 RS	H-1976	4	25	<b>51:27.756</b>	1 Vta.	32.421	112.2	7	1:55.629	119.8
5	34	Carlos M. Santos	Carlos M. Santos	<u>Carlos A. Santos</u>	Ford Escort RS 2000	H-1976	5	23	<b>51:05.299</b>	3 Vtas.	2 Vtas.	103.9	19	2:03.625	112.1
<b>Not classified: (Requirements: 75% of number laps of leader = 20 Laps)</b>															
	55	Paul Daniels	Paul Daniels	<u>Markus Palttala</u>	Porsche 911 2.8 RSR	H-1976	6	13	<b>29:17.688</b>	13 Vtas.	10 Vtas.	102.5	9	2:02.585	113.0
	176	AECD	Eduardo Davila Vega		Porsche 911 3.0 RS	H-1976	7	10	<b>19:33.912</b>	16 Vtas.	3 Vtas.	118.0	3	1:51.675	124.1
	83	Bruno Duarte	Bruno Duarte	<u>Filipe Silva Jesus</u>	Porsche 911 RS 3.0	H-1976	8	1	<b>2:20.696</b>	25 Vtas.	9 Vtas.	98.5	1	2:20.696	98.5

INV *															
Cls	Nº	Team	Driver - 1	Driver - 2	Vehicle	Cat	Cl	Laps	Total Time	Gap	Interval	Km/h	Best	Time	Km/h
1	290	Miguel Lobo	Miguel Lobo		Shelby Cobra Daytona Coupé	INV *	1	26	<b>51:16.077</b>			117.1	7	1:52.770	122.9

H-1965															
Cls	Nº	Team	Driver - 1	Driver - 2	Vehicle	Cat	Cl	Laps	Total Time	Gap	Interval	Km/h	Best	Time	Km/h
1	10	Max Huber	Max Huber		Shelby Cobra	H-1965	1	26	<b>51:17.449</b>			117.0	26	1:52.910	122.7
2	273	Laurent Jaspers	Laurent Jaspers		Jaguar E-Type 63	H-1965	2	26	<b>51:20.705</b>	3.256	3.256	116.9	4	1:52.848	122.8
3	269	Olivier Muytjens	Grégoire Audi	<u>Olivier Muytjens</u>	Shelby Cobra Daytona	H-1965	3	26	<b>51:37.404</b>	19.955	16.699	116.3	7	1:53.150	122.4
4	102	Thierry Lafont	Thierry Lafont	<u>Damien Kohler</u>	AC Cobra 289	H-1965	4	24	<b>50:28.718</b>	2 Vtas.	2 Vtas.	109.8	21	1:56.166	119.3
5	366	Guillaume Huber	Guillaume Huber		Ford Mustang	H-1965	5	24	<b>50:34.747</b>	2 Vtas.	6.029	109.6	13	1:59.055	116.4
6	367	Ralf Huber	Ralf Huber		Bizzarrini 5300 GT	H-1965	6	23	<b>50:12.041</b>	3 Vtas.	1 Vta.	105.8	21	2:03.130	112.5
7	165	Fabrice Bernollin	Fabrice Bernollin		Shelby Daytona Cobra 4700	H-1965	7	22	<b>52:09.825</b>	4 Vtas.	1 Vta.	97.4	15	2:10.245	106.4
8	1	AECD	Francisco Freitas	<u>Guillermo Velasco Baisse</u>	Porsche 356 SC	H-1965	8	21	<b>50:36.678</b>	5 Vtas.	1 Vta.	95.8	5	2:03.717	112.0
9	82	Fabiano Vivacqua	Fabiano Vivacqua		Porsche 356 B	H-1965	9	20	<b>50:41.796</b>	6 Vtas.	1 Vta.	91.1	20	2:21.916	97.6
<b>Not classified: (Requirements: 75% of number laps of leader = 20 Laps)</b>															
	28	P-A Forsvall	P-A Forsvall		Lotus Elan	H-1965	10	11	<b>23:27.532</b>	15 Vtas.	9 Vtas.	108.3	10	2:03.891	111.8

Published at:.....

Track Temp: **49.8 °C** Air Temp: **27.6 °C** Humidity: **24 %** Track Status: **SECA**

**Race Director:**

Ramiro BRITO

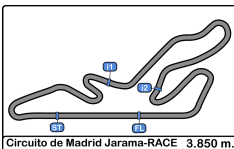
DCI PT24/0086

**Timekeeper:**

Maria.Jesús GAMAZO

JOB-0499-ESP/M





**Circuito de Madrid Jarama - RACE**  
**Iberian Historic Endurance**  
**Race - 2**  
**Resultados Provisionales por Categoría**



H-1971															
Cls	Nº	Team	Driver - 1	Driver - 2	Vehicle	Cat	Cl	Laps	Total Time	Gap	Interval	Km/h	Best	Time	Km/h
1	337	Piero dal Maso	Piero dal Maso	<u>José Carvalhosa</u>	Porsche 911 2.5 ST	H-1971	1	25	51:54.899			111.2	2	1:58.970	116.4
2	174	António Castro Ortega	António Castro Ortega	<u>Angel Lanchares Alonso</u>	Porsche 2.5 ST	H-1971	2	24	51:53.778	1 Vta.	1 Vta.	106.8	3	2:02.109	113.5
3	47	Escudería Madrid Historicos	Roberto Díaz-Rincon	<u>Jorge Santos</u>	Alfa Romeo 1750 GTAm	H-1971	3	24	51:54.356	1 Vta.	0.578	106.8	21	2:02.082	113.5
4	153	AECD	Manuel Gonzalez de la Torre		Porsche 914/6	H-1971	4	23	50:17.835	2 Vtas.	1 Vta.	105.6	17	2:03.156	112.5
5	216	Jorge Guimarães	Jorge Guimarães		Volvo 121	H-1971	5	23	51:40.827	2 Vtas.	1:22.992	102.8	23	2:07.763	108.4
6	138	Sydney Beynat	Sydney Beynat	<u>Alexandre Bouchon</u>	Alfa Romeo GT Am	H-1971	6	22	51:37.672	3 Vtas.	1 Vta.	98.4	12	2:06.488	109.5
<b>Not classified: (Requirements: 75% of number laps of leader = 20 Laps)</b>															
	33	Domingos S. Coutinho	Domingos S. Coutinho	<u>Alcides Petiz</u>	BMW 2800 CS	H-1971	7	16	35:23.729	9 Vtas.	6 Vtas.	104.4	9	1:58.680	116.7

GDS															
Cls	Nº	Team	Driver - 1	Driver - 2	Vehicle	Cat	Cl	Laps	Total Time	Gap	Interval	Km/h	Best	Time	Km/h
1	327	Nuno Nunes	Nuno Nunes	<u>Piero dal Maso</u>	Porsche 911 SWB	GDS	1	23	50:18.641			105.6	21	2:05.058	110.8
2	23	Vincent Tourneur	Vincent Tourneur		Porsche 911 SWB	GDS	2	21	50:11.545	2 Vtas.	2 Vtas.	96.6	2	2:12.027	104.9
3	158	Martin Aubert	Martin Aubert	<u>Adam Bruzas</u>	Lotus Elite	GDS	3	20	50:04.089	3 Vtas.	1 Vta.	92.2	7	2:11.698	105.2
<b>Not classified: (Requirements: 75% of number laps of leader = 20 Laps)</b>															
	107	Luis Delso Heras	Javier Garcia Revenga	<u>Roberto López Garcia</u>	Alfa Romeo Giulietta	GDS	4	18	50:19.234	5 Vtas.	2 Vtas.	82.6	2	2:26.417	94.6
	221	Alberto Velez-Grilo	Alberto Velez-Grilo	<u>Tomaz Velez-Grilo</u>	BMW 1800 TiSA	GDS	5	3	7:19.026	20 Vtas.	15 Vtas.	94.7	2	2:13.999	103.4

Vta. Rápida Paulo Lima en 1:49.830 a 126.1 Km/h en la vta. 2

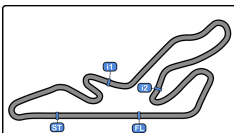
Published at:.....

Track Temp: 49.8 °C Air Temp: 27.6 °C Humidity: 24 % Track Status: SECA

<b>Race Director:</b>	Ramiro BRITO DCI PT24/0086	<b>Timekeeper:</b>	Maria.Jesús GAMAZO  JOB-0499-ESP/M
-----------------------	-------------------------------	--------------------	--







# Circuito de Madrid Jarama - RACE

## Iberian Historic Endurance

### Race - 2

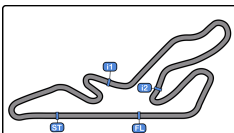
#### Clasificación Provisional por Vuelta Rápida de Piloto



Circuito de Madrid Jarama-RACE 3.850 m.

Clas	Nº	Team	Vehicle	Driver	Cat	Clas	Laps	Best	Time	Gap	Interval	Km/h
1	5	Paulo Lima	Ford GT40	Paulo Lima	GTP & SC	1	26	2	1:49.830			126.1
2	44	Cláudio Vieira	Porsche 911 3.0 RS	Cláudio Vieira	H-1976	1	26	3	1:50.930	1.100	1.100	124.9
3	123	Bruno Santos	Porsche 911 3.0 RS	Bruno Santos	H-1976	2	26	2	1:50.981	1.151	0.051	124.8
4	176	AECD	Porsche 911 3.0 RS	Eduardo Davila Vega	H-1976	3	10	3	1:51.675	1.845	0.694	124.1
5	290	Miguel Lobo	Shelbv Cobra Davtona Coupé	Miguel Lobo	INV *	1	26	7	1:52.770	2.940	1.095	122.9
6	273	Laurent Jaspers	Jaquar E-Type 63	Laurent Jaspers	H-1965	1	26	4	1:52.848	3.018	0.078	122.8
7	10	Max Huber	Shelby Cobra	Max Huber	H-1965	2	26	26	1:52.910	3.080	0.062	122.7
8	269	Olivier Muvtiens	Shelby Cobra Davtona	Olivier Muvtiens	H-1965	3	15	7	1:53.150	3.320	0.240	122.4
9	269	Olivier Muvtiens	Shelbv Cobra Davtona	Grécoire Audi	H-1965	4	11	4	1:55.302	5.472	2.152	120.2
10	132	AECD	Porsche 911 3.0 RS	Jose Antonio Zorrilla	H-1976	4	14	7	1:55.629	5.799	0.327	119.8
11	102	Thierry Lafont	AC Cobra 289	Thierry Lafont	H-1965	5	14	11	1:56.166	6.336	0.537	119.3
12	75	Carlos Brizido	Porsche 911 3.0 RS	Carlos Brizido	H-1976	5	25	11	1:56.991	7.161	0.825	118.4
13	7	Clasicos Madrid	Elva MK7	Pablo Rueda Muñoz	GTP & SC	2	6	2	1:58.282	8.452	1.291	117.1
14	33	Dominãos S. Coutinho	BMW 2800 CS	S. Coutinho - Petiz	H-1971	1	11	9	1:58.680	8.850	0.398	116.7
15	337	Piero dal Maso	Porsche 911 2.5 ST	José Carvalhosa	H-1971	2	11	2	1:58.970	9.140	0.290	116.4
16	366	Guillaume Huber	Ford Mustang	Guillaume Huber	H-1965	6	24	13	1:59.055	9.225	0.085	116.4
17	337	Piero dal Maso	Porsche 911 2.5 ST	Piero dal Maso	H-1971	3	14	8	1:59.133	9.303	0.078	116.3
18	132	AECD	Porsche 911 3.0 RS	Juan Alonso Catalá	H-1976	6	11	11	1:59.997	10.167	0.864	115.5
19	7	Clasicos Madrid	Elva MK7	José Rueda Ortiz	GTP & SC	3	3	2	2:00.690	10.860	0.693	114.8
20	102	Thierry Lafont	AC Cobra 289	Lafont - Kohler	H-1965	7	10	8	2:01.389	11.559	0.699	114.1
21	47	Escuderia Madrid Historicos	Alfa Romeo 1750 GTAm	Roberto Diaz-Rincon	H-1971	4	14	11	2:02.082	12.252	0.693	113.5
22	174	António Castro Ortega	Porsche 2.5 ST	Anael Lanchares Alonso	H-1971	5	10	3	2:02.109	12.279	0.027	113.5
23	55	Paul Daniels	Porsche 911 2.8 RSR	Markus Palttala	H-1976	7	11	9	2:02.585	12.755	0.476	113.0
24	47	Escuderia Madrid Historicos	Alfa Romeo 1750 GTAm	Jorae Santos	H-1971	6	10	9	2:02.721	12.891	0.136	112.9
25	367	Ralf Huber	Bizzarrini 5300 GT	Ralf Huber	H-1965	8	23	21	2:03.130	13.300	0.409	112.5
26	153	AECD	Porsche 914/6	Manuel Gonzalez de la Torre	H-1971	7	23	17	2:03.156	13.326	0.026	112.5
27	174	António Castro Ortega	Porsche 2.5 ST	António Castro Ortega	H-1971	8	14	6	2:03.169	13.339	0.013	112.5
28	34	Carlos M. Santos	Ford Escort RS 2000	Carlos M. Santos	H-1976	8	14	10	2:03.625	13.795	0.456	112.1
29	1	AECD	Porsche 356 SC	Guillermo Velasco Baisse	H-1965	9	11	5	2:03.717	13.887	0.092	112.0
30	28	P-A Forsvall	Lotus Elan	P-A Forsvall	H-1965	10	11	10	2:03.891	14.061	0.174	111.8
31	327	Nuno Nunes	Porsche 911 SWB	Nuno Nunes	GDS	1	13	11	2:05.058	15.228	1.167	110.8
32	327	Nuno Nunes	Porsche 911 SWB	Piero dal Maso	GDS	2	10	6	2:05.597	15.767	0.539	110.3
33	138	Svdnev Bevnat	Alfa Romeo GT Am	Svdnev Bevnat	H-1971	9	13	3	2:06.488	16.658	0.891	109.5
34	216	Jorae Guimarães	Volvo 121	Jorae Guimarães	H-1971	10	23	23	2:07.763	17.933	1.275	108.4
35	33	Dominãos S. Coutinho	BMW 2800 CS	Dominãos S. Coutinho	H-1971	11	5	3	2:07.862	18.032	0.099	108.3
36	34	Carlos M. Santos	Ford Escort RS 2000	Carlos A. Santos	H-1976	9	9	8	2:10.063	20.233	2.201	106.5
37	165	Fabrice Bernollin	Shelby Davtona Cobra 4700	Fabrice Bernollin	H-1965	11	22	15	2:10.245	20.415	0.182	106.4
38	158	Martin Aubert	Lotus Elite	Adam Bruzas	GDS	3	11	7	2:11.698	21.868	1.453	105.2





## Circuito de Madrid Jarama - RACE

### Iberian Historic Endurance

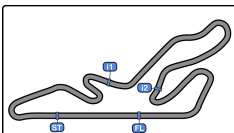
#### Race - 2



#### Clasificación Provisional por Vuelta Rápida de Piloto

Clas	Nº	Team	Vehicle	Driver	Cat	Clas	Laps	Best	Time	Gap	Interval	Km/h
39	23	Vincent Tourneur	Porsche 911 SWB	Vincent Tourneur	GDS	4	21	2	2:12.027	22.197	0.329	104.9
40	221	Alberto Velez-Grilo	BMW 1800 TiSA	Tomaz Velez-Grilo	GDS	5	3	2	2:13.999	24.169	1.972	103.4
41	1	AECD	Porsche 356 SC	Francisco Freitas	H-1965	12	10	6	2:16.772	26.942	2.773	101.3
42	55	Paul Daniels	Porsche 911 2.8 RSR	Paul Daniels	H-1976	10	2	2	2:20.062	30.232	3.290	98.9
43	83	Bruno Duarte	Porsche 911 RS 3.0	Filipe Silva Jesus	H-1976	11	1	1	2:20.696	30.866	0.634	98.5
44	82	Fabiano Vivacqua	Porsche 356 B	Fabiano Vivacqua	H-1965	13	20	20	2:21.916	32.086	1.220	97.6
45	158	Martin Aubert	Lotus Elite	Martin Aubert	GDS	6	9	6	2:22.173	32.343	0.257	97.4
46	138	Sydney Bevnat	Alfa Romeo GT Am	Alexandre Bouchon	H-1971	12	9	2	2:23.892	34.062	1.719	96.3
47	107	Luis Delso Heras	Alfa Romeo Giulietta	Roberto López Garcia	GDS	7	9	2	2:26.417	36.587	2.525	94.6
48	107	Luis Delso Heras	Alfa Romeo Giulietta	Javier Garcia Revenda	GDS	8	9	5	2:40.750	50.920	14.333	86.2





# Circuito de Madrid Jarama - RACE

## Iberian Historic Endurance

### Race - 2

#### Distancia y Velocidad Media



Cls	Nº	Team	Driver - 1	Driver - 2	Vehicle	Cat	Cls	Laps	Distancia	Total Time	Km/h
1	5	Paulo Lima	Paulo Lima		Ford GT40	GTP & SC	1	26	100.10	50:01.396	120.0
2	123	Bruno Santos	Bruno Santos		Porsche 911 3.0 RS	H-1976	1	26	100.10	50:45.022	118.3
3	44	Cláudio Vieira	Cláudio Vieira		Porsche 911 3.0 RS	H-1976	2	26	100.10	50:45.382	118.3
4	290	Miguel Lobo	Miguel Lobo		Shelby Cobra Daytona Coupé	INV *	1	26	100.10	51:16.077	117.1
5	10	Max Huber	Max Huber		Shelby Cobra	H-1965	1	26	100.10	51:17.449	117.0
6	273	Laurent Jaspers	Laurent Jaspers		Jaguar E-Type 63	H-1965	2	26	100.10	51:20.705	116.9
7	269	Olivier Muytjens	Grégoire Audi	<u>Olivier Muytjens</u>	Shelby Cobra Daytona	H-1965	3	26	100.10	51:37.404	116.3
8	75	Carlos Brizado	Carlos Brizado		Porsche 911 3.0 RS	H-1976	3	25	96.25	50:55.335	113.4
9	132	AECD	Juan Alonso Catalá	<u>Jose Antonio Zorrilla</u>	Porsche 911 3.0 RS	H-1976	4	25	96.25	51:27.756	112.2
10	337	Piero dal Maso	Piero dal Maso	<u>José Carvalho</u>	Porsche 911 2.5 ST	H-1971	1	25	96.25	51:54.899	111.2
11	102	Thierry Lafont	Thierry Lafont	<u>Damien Kohler</u>	AC Cobra 289	H-1965	4	24	92.40	50:28.718	109.8
12	366	Guillaume Huber	Guillaume Huber		Ford Mustang	H-1965	5	24	92.40	50:34.747	109.6
13	174	António Castro Ortega	António Castro Ortega	<u>Angel Lanchares Alonso</u>	Porsche 2.5 ST	H-1971	2	24	92.40	51:53.778	106.8
14	47	Escudería Madrid Historicos	Roberto Diaz-Rincon	<u>Jorge Santos</u>	Alfa Romeo 1750 GTAm	H-1971	3	24	92.40	51:54.356	106.8
15	367	Ralf Huber	Ralf Huber		Bizzarrini 5300 GT	H-1965	6	23	88.55	50:12.041	105.8
16	153	AECD	Manuel Gonzalez de la Torre		Porsche 914/6	H-1971	4	23	88.55	50:17.835	105.6
17	327	Nuno Nunes	Nuno Nunes	<u>Piero dal Maso</u>	Porsche 911 SWB	GDS	1	23	88.55	50:18.641	105.6
18	34	Carlos M. Santos	Carlos M. Santos	<u>Carlos A. Santos</u>	Ford Escort RS 2000	H-1976	5	23	88.55	51:05.299	103.9
19	216	Jorge Guimarães	Jorge Guimarães		Volvo 121	H-1971	5	23	88.55	51:40.827	102.8
20	138	Sydney Beynat	Sydney Beynat	<u>Alexandre Bouchon</u>	Alfa Romeo GT Am	H-1971	6	22	84.70	51:37.672	98.4
21	165	Fabrice Bernollin	Fabrice Bernollin		Shelby Daytona Cobra 4700	H-1965	7	22	84.70	52:09.825	97.4
22	23	Vincent Tourneur	Vincent Tourneur		Porsche 911 SWB	GDS	2	21	80.85	50:11.545	96.6
23	1	AECD	Francisco Freitas	<u>Guillermo Velasco Baisse</u>	Porsche 356 SC	H-1965	8	21	80.85	50:36.678	95.8
24	158	Martin Aubert	Martin Aubert	<u>Adam Bruzas</u>	Lotus Elite	GDS	3	20	77.00	50:04.089	92.2
25	82	Fabiano Vivacqua	Fabiano Vivacqua		Porsche 356 B	H-1965	9	20	77.00	50:41.796	91.1
<b>Not classified: (Requirements: 75% of number laps of leader = 20 Laps)</b>											
107		Luis Delso Heras	Javier Garcia Revenga	<u>Roberto López Garcia</u>	Alfa Romeo Giulietta	GDS	4	18	69.30	50:19.234	82.6
33		Domingos S. Coutinho	Domingos S. Coutinho	<u>Alcides Petiz</u>	BMW 2800 CS	H-1971	7	16	61.60	35:23.729	104.4
55		Paul Daniels	Paul Daniels	<u>Markus Palttala</u>	Porsche 911 2.8 RSR	H-1976	6	13	50.05	29:17.688	102.5
28		P-A Forsvall	P-A Forsvall		Lotus Elan	H-1965	10	11	42.35	23:27.532	108.3
176		AECD	Eduardo Davila Vega		Porsche 911 3.0 RS	H-1976	7	10	38.50	19:33.912	118.0
7		Clasicos Madrid	José Rueda Ortiz	<u>Pablo Rueda Muñoz</u>	Elva MK7	GTP & SC	2	9	34.65	37:25.645	55.5
221		Alberto Velez-Grilo	Alberto Velez-Grilo	<u>Tomaz Velez-Grilo</u>	BMW 1800 TiSA	GDS	5	3	11.55	7:19.026	94.7
83		Bruno Duarte	Bruno Duarte	<u>Filipe Silva Jesus</u>	Porsche 911 RS 3.0	H-1976	8	1	03.85	2:20.696	98.5





# Circuito de Madrid Jarama - RACE

## Iberian Historic Endurance

### Race - 2

#### Tiempos Por Vuelta



1 Francisco Freitas Porsche 356 SC							7 José Rueda Ortiz Elva MK7								
H-1965 Guillermo Velasco Baisse							Curated Garage GTP & SC Pablo Rueda Muñoz Clasicos Madrid								
Lap	D	Time	Sector 1	Sector 2	Sector 3	T. Spd	Elapsed	Lap	D	Time	Sector 1	Sector 2	Sector 3	T. Spd	Elapsed
1	2	2:20.295	1:01.575	43.090	35.630	159.2	2:20.295	1	2	2:17.091	1:02.429	41.008	33.654	143.2	2:17.091
2	2	2:08.389	49.441	43.729	35.219	177.0	4:28.684	2	2	1:58.282	46.716	39.505	32.061	174.1	4:15.373
3	2	2:28.793 P	52.964	50.694	45.135	171.1	6:57.477	3	2	2:34.629	1:20.142	41.204	33.283	187.5	6:50.002
4	2	4:01.603	2:44.465	42.018	35.120	93.6	10:59.080	4	2	2:41.058 P	50.847	53.705	56.506	176.7	9:31.060
5	2	2:03.717	46.805	42.119	34.793	180.9	13:02.797	5	2	16:03.033	14:50.386	40.116	32.531	101.2	25:34.093
6	2	2:04.926	46.929	43.129	34.868	180.6	15:07.723	6	2	2:11.114 P	46.168	41.489	43.457	165.1	27:45.207
7	2	2:05.271	47.521	42.305	35.445	180.6	17:12.994	7	1	5:14.194	3:57.729	42.368	34.097	92.5	32:59.401
8	2	2:04.500	47.781	41.935	34.784	179.1	19:17.494	8	1	2:00.690	46.333	40.698	33.659	181.2	35:00.091
9	2	2:04.335	46.999	42.555	34.781	183.0	21:21.829	9	1	2:25.554 P	49.376	47.110	49.068	167.9	37:25.645
10	2	2:04.117	47.095	42.006	35.016	181.8	23:25.946	10 Max Huber Shelby Cobra							
11	2	2:10.006 P	47.181	42.319	40.506	181.5	25:35.952	H-1965 Calvin Motors							
12	1	4:07.862	2:39.643	48.461	39.758	88.1	29:43.814	Lap	D	Time	Sector 1	Sector 2	Sector 3	T. Spd	Elapsed
13	1	2:20.931	54.117	47.821	38.993	148.9	32:04.745	1		2:15.838	1:01.727	40.692	33.419	156.7	2:15.838
14	1	2:17.928	53.474	46.243	38.211	152.7	34:22.673	2		1:55.756	45.978	38.045	31.733	171.1	4:11.594
15	1	2:21.040	55.117	46.997	38.926	153.4	36:43.713	3		1:53.651	43.980	37.917	31.754	181.2	6:05.245
16	1	2:21.044	55.043	46.533	39.468	139.8	39:04.757	4		1:53.918	44.459	37.786	31.673	179.1	7:59.163
17	1	2:16.772	52.337	46.171	38.264	163.6	41:21.529	5		1:54.827	43.846	38.686	32.295	181.5	9:53.990
18	1	2:17.867	52.642	47.349	37.876	167.1	43:39.396	6		1:54.210	44.264	38.413	31.533	179.4	11:48.200
19	1	2:19.218	53.791	47.280	38.147	151.2	45:58.614	7		1:53.646	43.831	37.791	32.024	192.5	13:41.846
20	1	2:18.135	52.096	47.390	38.649	166.6	48:16.749	8		1:53.431	44.305	37.457	31.669	186.2	15:35.277
21	1	2:19.929	52.217	46.278	41.434	169.0	50:36.678	9		1:52.927	43.929	37.385	31.613	189.8	17:28.204
5 Paulo Lima Ford GT40							RP Motorsport								
GTP & SC															
Lap	D	Time	Sector 1	Sector 2	Sector 3	T. Spd	Elapsed	10		1:54.318	43.737	38.089	32.492	191.1	19:22.522
1		1:53.936	46.061	37.230	30.645	170.0	1:53.936	11		1:54.001	43.820	38.772	31.409	188.1	21:16.523
2		1:49.830	41.884	37.025	30.921	184.3	3:43.766	12		1:53.366	43.702	38.111	31.553	189.8	23:09.889
3		1:50.268	42.330	37.204	30.734	183.0	5:34.034	13		1:54.342	44.757	37.833	31.752	184.6	25:04.231
4		1:50.671	42.350	37.095	31.226	182.1	7:24.705	14		2:00.853 P	44.780	37.835	38.238	192.1	27:05.084
5		1:51.114	42.413	37.028	31.673	186.2	9:15.819	15		3:17.645	2:08.266	37.717	31.662	103.5	30:22.729
6		1:51.071	42.761	36.845	31.465	182.7	11:06.890	16		1:54.348	43.543	39.238	31.567	187.8	32:17.077
7		1:50.643	42.538	37.287	30.818	185.8	12:57.533	17		1:54.530	43.835	37.531	33.164	187.1	34:11.607
8		1:52.150	42.657	38.772	30.721	187.1	14:49.683	18		1:53.572	44.214	37.788	31.570	186.8	36:05.179
9		1:53.139	43.221	38.068	31.850	172.5	16:42.822	19		1:53.051	43.486	37.363	32.202	186.5	37:58.230
10		1:50.538	42.740	36.865	30.933	183.6	18:33.360	20		1:53.699	44.517	37.564	31.618	182.4	39:51.929
11		1:51.687	43.309	36.726	31.652	182.1	20:25.047	21		1:54.980	44.506	38.556	31.918	194.2	41:46.909
12		1:50.666	42.542	37.311	30.813	181.8	22:15.713	22		1:53.929	43.652	37.822	32.455	186.2	43:40.838
13		1:50.776	42.838	36.825	31.113	183.9	24:06.489	23		1:53.775	43.762	38.143	31.870	183.9	45:34.613
14		1:57.807 P	42.817	36.977	38.013	175.0	26:04.296	24		1:54.891	44.617	37.762	32.512	189.8	47:29.504
15		3:19.136	2:08.539	38.605	31.992	109.0	29:23.432	25		1:55.035	43.710	39.018	32.307	189.1	49:24.539
16		1:51.215	42.762	37.584	30.869	186.8	31:14.647	26		1:52.910	43.938	37.585	31.387	185.8	51:17.449
17		1:54.012	43.549	39.056	31.407	173.6	33:08.659								
18		1:51.004	43.054	37.086	30.864	185.8	34:59.663								
19		1:51.685	43.094	37.305	31.286	175.0	36:51.348								
20		1:51.696	43.307	37.269	31.120	173.3	38:43.044								
21		1:52.093	43.532	37.345	31.216	183.6	40:35.137								
22		1:53.407	43.049	38.998	31.360	181.2	42:28.544								
23		1:52.743	43.532	38.093	31.118	171.4	44:21.287								
24		1:53.008	43.396	37.582	32.030	179.4	46:14.295								
25		1:53.851	43.738	39.077	31.036	164.3	48:08.146								
26		1:53.250	43.322	38.197	31.731	171.7	50:01.396								





# Circuito de Madrid Jarama - RACE

## Iberian Historic Endurance

### Race - 2

#### Tiempos Por Vuelta



44

Cláudio Vieira

Porsche 911 3.0 RS

55

Paul Daniels

Porsche 911 2.8 RSR

H-1976

Aurora Motorsport

H-1976

Markus Palttala

JWA Racing

Lap	D	Time	Sector 1	Sector 2	Sector 3	T. Spd	Elapsed	Lap	D	Time	Sector 1	Sector 2	Sector 3	T. Spd	Elapsed			
1		1:58.710	49.247	37.866	31.597	175.6	1:58.710	1	2	2:21.996	1:01.119	45.904	34.973	130.5	2:21.996			
2		1:53.007	43.959	37.904	31.144	215.1	3:51.717	2	2	2:07.550	48.051	44.587	34.912	183.9	4:29.546			
3		1:50.930	42.768	37.122	31.040	213.0	5:42.647	3	2	2:06.750	48.128	43.490	35.132	188.8	6:36.296			
4		1:51.765	42.885	37.149	31.731	203.7	7:34.412	4	2	2:04.696	46.631	42.737	35.328	185.8	8:40.992			
5		1:51.735	43.282	37.230	31.223	204.5	9:26.147	5	2	2:06.158	47.025	44.092	35.041	187.5	10:47.150			
6		1:51.903	42.757	37.927	31.219	202.2	11:18.050	6	2	2:05.084	47.113	43.531	34.440	177.6	12:52.234			
7		1:52.539	43.414	37.518	31.607	206.1	13:10.589	7	2	2:07.126	47.764	44.659	34.703	163.8	14:59.360			
8		1:53.026	43.325	38.504	31.197	203.7	15:03.615	8	2	2:05.172	47.454	42.986	34.732	169.2	17:04.532			
9		1:54.919	43.770	39.457	31.692	212.5	16:58.534	9	2	2:02.585	46.054	42.127	34.404	184.3	19:07.117			
10		1:52.101	43.633	37.372	31.096	184.6	18:50.635	10	2	2:05.328	47.982	42.613	34.733	160.4	21:12.445			
11		1:58.974	48.882	38.280	31.812	206.8	20:49.609	11	2	2:11.514 P	46.818	42.718	41.978	170.6	23:23.959			
12		1:53.047	43.138	38.773	31.136	204.5	22:42.656	12	1	3:33.667	2:15.340	43.225	35.102	108.2	26:57.626			
13		1:51.954	43.113	37.392	31.449	209.3	24:34.610	13	1	2:20.062 P	47.494	45.492	47.076	167.7	29:17.688			
14		2:00.067 P	43.465	37.315	39.287	205.3	26:34.677	<b>75</b>							Carlos Brizado		Porsche 911 3.0 RS	
15		3:15.389	2:06.382	37.313	31.694	99.1	29:50.066	H-1976							Dr. Bayard / MRauto			
16		1:53.403	44.013	37.249	32.141	195.6	31:43.469	Lap	D	Time	Sector 1	Sector 2	Sector 3	T. Spd	Elapsed			
17		1:54.593	43.495	38.644	32.454	197.8	33:38.062	1		2:04.651	52.034	39.169	33.448	170.8	2:04.651			
18		1:55.013	43.802	38.767	32.444	203.7	35:33.075	2		1:57.245	45.025	39.115	33.105	198.1	4:01.896			
19		1:53.044	43.714	37.356	31.974	184.3	37:26.119	3		1:57.200	44.353	39.160	33.687	194.9	5:59.096			
20		1:55.590	44.555	38.678	32.357	210.5	39:21.709	4		1:57.711	44.985	39.227	33.499	193.8	7:56.807			
21		1:54.692	44.488	38.522	31.682	187.5	41:16.401	5		1:57.333	45.027	39.043	33.263	181.5	9:54.140			
22		1:53.116	43.288	38.160	31.668	200.3	43:09.517	6		1:57.531	45.169	38.825	33.537	175.3	11:51.671			
23		1:54.707	44.313	38.759	31.635	198.1	45:04.224	7		1:57.723	44.904	39.476	33.343	199.2	13:49.394			
24		1:53.165	43.847	37.836	31.482	203.7	46:57.389	8		1:58.353	45.792	39.329	33.232	187.5	15:47.747			
25		1:54.292	44.958	37.980	31.354	183.6	48:51.681	9		1:57.019	44.815	39.083	33.121	209.7	17:44.766			
26		1:53.701	43.822	38.214	31.665	208.8	50:45.382	10		1:57.794	44.597	39.759	33.438	191.8	19:42.560			
								11		1:56.991	44.614	39.036	33.341	192.5	21:39.551			
								12		1:58.141	45.286	39.199	33.656	184.6	23:37.692			
								13		2:05.039 P	44.799	39.941	40.299	194.5	25:42.731			
								14		3:26.476	2:12.474	39.857	34.145	108.0	29:09.207			
								15		1:57.966	45.143	39.744	33.079	187.1	31:07.173			
								16		1:57.911	45.059	39.287	33.565	194.5	33:05.084			
								17		1:57.585	45.306	39.093	33.186	197.0	35:02.669			
								18		1:59.226	44.848	40.846	33.532	193.5	37:01.895			
								19		1:59.320	45.840	40.110	33.370	186.8	39:01.215			
								20		1:58.413	45.159	39.668	33.586	186.2	40:59.628			
								21		1:59.099	45.444	39.855	33.800	181.8	42:58.727			
								22		1:58.901	45.683	39.688	33.530	180.6	44:57.628			
								23		1:59.009	45.544	39.416	34.049	176.4	46:56.637			
								24		1:59.653	45.733	40.494	33.426	182.4	48:56.290			
								25		1:59.045	44.945	39.985	34.115	195.6	50:55.335			

47

Roberto Diaz-Rincon

Alfa Romeo 1750 GTAm

H-1971

Jorge Santos

RP Motorsport

Lap	D	Time	Sector 1	Sector 2	Sector 3	T. Spd	Elapsed
1	2	2:18.130	59.515	43.447	35.168	149.7	2:18.130
2	2	2:08.913	48.823	44.402	35.688	160.2	4:27.043
3	2	2:05.632	49.216	41.898	34.518	172.5	6:32.675
4	2	2:05.255	47.735	42.375	35.145	171.1	8:37.930
5	2	2:03.741	48.126	41.567	34.048	163.8	10:41.671
6	2	2:02.825	47.311	41.129	34.385	167.9	12:44.496
7	2	2:02.878	47.167	41.694	34.017	173.6	14:47.374
8	2	2:28.129	1:09.716	43.497	34.916	161.9	17:15.503
9	2	2:02.721	47.318	41.407	33.996	166.9	19:18.224
10	2	2:12.001 P	47.019	42.160	42.822	173.6	21:30.225
11	1	3:25.820	2:08.578	42.150	35.092	99.9	24:56.045
12	1	2:04.420	47.363	41.536	35.521	172.5	27:00.465
13	1	2:03.841	47.114	41.807	34.920	173.6	29:04.306
14	1	2:04.175	47.529	41.306	35.340	181.5	31:08.481
15	1	2:04.868	46.994	42.314	35.560	183.6	33:13.349
16	1	2:04.040	47.826	40.967	35.247	176.1	35:17.389
17	1	2:02.340	47.071	40.830	34.439	176.4	37:19.729
18	1	2:03.457	47.178	41.609	34.670	173.6	39:23.186
19	1	2:14.872	46.980	52.996	34.896	179.4	41:38.058
20	1	2:02.803	47.551	41.382	33.870	167.1	43:40.861
21	1	2:02.082	46.449	41.125	34.508	175.8	45:42.943
22	1	2:05.063	47.197	42.635	35.231	175.3	47:48.006
23	1	2:03.710	47.381	41.944	34.385	175.0	49:51.716
24	1	2:02.640	46.954	41.482	34.204	170.0	51:54.356







# Circuito de Madrid Jarama - RACE

## Iberian Historic Endurance

### Race - 2

#### Tiempos Por Vuelta



82

Fabiano Vivacqua

Porsche 356 B

107

Javier Garcia Revenga

Alfa Romeo Giulietta

H-1965

Garagem João Gomes

GDS

Roberto López Garcia

Clasicos Madrid

Lap	D	Time	Sector 1	Sector 2	Sector 3	T. Spd	Elapsed	Lap	D	Time	Sector 1	Sector 2	Sector 3	T. Spd	Elapsed
1		2:37.961	1:09.228	48.504	40.229	140.9	2:37.961	1	2	2:42.014	1:11.991	49.699	40.324	122.5	2:42.014
2		2:22.569	53.498	48.679	40.392	162.4	5:00.530	2	2	2:26.417	55.977	50.054	40.386	150.8	5:08.431
3		2:22.711	53.529	49.187	39.995	159.0	7:23.241	3	2	2:30.207	56.042	51.657	42.508	144.1	7:38.638
4		2:27.488	56.502	50.697	40.289	153.8	9:50.729	4	2	2:35.160	58.650	55.839	40.671	127.0	10:13.798
5		2:25.441	56.394	49.183	39.864	154.9	12:16.170	5	2	2:32.968	57.707	51.765	43.496	139.1	12:46.766
6		2:26.234	54.901	48.797	42.536	159.2	14:42.404	6	2	2:39.549	59.893	53.263	46.393	119.8	15:26.315
7		2:34.657	56.318	54.302	44.037	147.9	17:17.061	7	2	2:29.236	58.075	50.587	40.574	128.2	17:55.551
8		2:24.692	54.016	49.639	41.037	153.8	19:41.753	8	2	2:28.356	56.332	50.260	41.764	139.3	20:23.907
9		2:24.312	54.447	49.444	40.421	154.0	22:06.065	9	2	2:51.165 P	1:00.698	57.945	52.522	127.0	23:15.072
10		2:35.526 P	55.411	48.112	52.003	152.9	24:41.591	10	1	5:00.099	3:21.020	53.381	45.698	67.6	28:15.171
11		4:05.337	2:34.379	49.972	40.986	48.9	28:46.928	11	1	2:41.900	1:01.782	53.992	46.126	143.0	30:57.071
12		2:25.799	54.345	48.696	42.758	155.6	31:12.727	12	1	2:46.687	1:04.189	54.987	47.511	132.0	33:43.758
13		2:28.093	56.890	49.181	42.022	155.1	33:40.820	13	1	2:44.131	1:02.626	54.344	47.161	143.2	36:27.889
14		2:24.546	56.068	48.817	39.661	156.2	36:05.366	14	1	2:40.750	1:01.458	55.008	44.284	130.7	39:08.639
15		2:24.407	54.198	48.705	41.504	155.8	38:29.773	15	1	2:48.987	1:01.618	56.640	50.729	151.0	41:57.626
16		2:28.097	55.232	51.894	40.971	152.9	40:57.870	16	1	2:55.357	1:06.077	1:00.586	48.694	122.5	44:52.983
17		2:29.793	55.356	52.738	41.699	151.2	43:27.663	17	1	2:41.522	1:02.182	53.738	45.602	128.5	47:34.505
18		2:25.957	54.154	50.832	40.971	160.7	45:53.620	18	1	2:44.729	1:03.724	53.930	47.075	132.1	50:19.234
19		2:26.260	55.563	50.756	39.941	164.6	48:19.880								
20		2:21.916	53.397	49.387	39.132	162.8	50:41.796								

83

Bruno Duarte

Porsche 911 RS 3.0

123

Bruno Santos

Porsche 911 3.0 RS

H-1976

Filipe Silva Jesus

Garagem João Gomes / LCSS

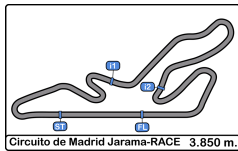
H-1976

Aurora Motorsport

Lap	D	Time	Sector 1	Sector 2	Sector 3	T. Spd	Elapsed	Lap	D	Time	Sector 1	Sector 2	Sector 3	T. Spd	Elapsed
1	2	2:20.696 P	54.817	43.171	42.708	156.5	2:20.696	1		1:56.029	47.561	37.312	31.156	181.5	1:56.029
2								2		1:50.981	42.253	37.358	31.370	210.5	3:47.010
3								3		1:51.501	42.773	37.703	31.025	208.4	5:38.511
4								4		1:51.711	42.458	37.746	31.507	212.1	7:30.222
5								5		1:52.335	42.858	37.845	31.632	205.3	9:22.557
6								6		1:52.750	43.638	37.861	31.251	194.5	11:15.307
7								7		1:51.940	42.694	37.593	31.653	197.8	13:07.247
8								8		1:52.612	42.674	38.235	31.703	208.8	14:59.859
9								9		1:55.660	44.216	39.888	31.556	181.2	16:55.519
10								10		2:01.256	51.918	37.978	31.360	213.8	18:56.775
11								11		1:53.656	43.424	38.750	31.482	183.9	20:50.431
12								12		1:53.182	43.293	38.642	31.247	198.5	22:43.613
13								13		1:52.299	42.930	38.091	31.278	202.2	24:35.912
14								14		2:00.334 P	43.337	38.616	38.381	204.1	26:36.246
15								15		3:15.165	2:06.149	37.893	31.123	105.6	29:51.411
16								16		1:52.534	42.921	37.741	31.872	199.2	31:43.945
17								17		1:55.325	43.220	39.234	32.871	193.5	33:39.270
18								18		1:52.227	42.681	38.104	31.442	196.7	35:31.497
19								19		1:51.925	43.027	37.444	31.454	183.6	37:23.422
20								20		1:54.715	43.402	38.904	32.409	188.1	39:18.137
21								21		1:55.204	44.240	39.006	31.958	190.4	41:13.341
22								22		1:53.453	43.584	37.731	32.138	192.5	43:06.794
23								23		1:54.066	43.442	38.738	31.886	187.1	45:00.860
24								24		1:54.866	43.877	38.526	32.463	189.1	46:55.726
25								25		1:54.393	43.759	39.046	31.588	184.3	48:50.119
26								26		1:54.903	43.597	38.924	32.382	193.2	50:45.022
1		2:15.825	57.991	42.885	34.949	154.7	2:15.825								
2		2:07.218	48.982	43.843	34.393	161.6	4:23.043								
3		2:06.085	48.192	42.908	34.985	159.5	6:29.128								
4		2:06.158	48.178	43.642	34.338	163.6	8:35.286								
5		2:03.461	47.336	42.067	34.058	162.6	10:38.747								
6		2:02.211	47.264	41.548	33.399	172.5	12:40.958								
7		2:02.831	46.860	42.161	33.810	178.8	14:43.789								
8		2:01.389	46.742	41.444	33.203	178.2	16:45.178								
9		2:02.061	46.713	41.667	33.681	186.2	18:47.239								
10		2:07.612 P	46.214	41.343	40.055	180.0	20:54.851								
11	1	3:44.708	2:30.208	41.455	33.045	105.7	24:39.559								
12	1	1:59.366	45.585	41.090	32.691	172.5	26:38.925								
13	1	1:57.953	45.738	39.318	32.897	165.8	28:36.878								
14	1	1:58.760	45.520	40.325	32.915	181.5	30:35.638								
15	1	1:57.120	45.085	39.387	32.648	176.4	32:32.758								
16	1	1:57.228	45.085	39.757	32.386	177.3	34:29.986								
17	1	1:57.730	44.805	40.374	32.551	171.4	36:27.716								
18	1	1:57.456	45.398	39.328	32.730	170.3	38:25.172								
19	1	1:56.437	44.671	38.676	33.090	182.4	40:21.609								
20	1	1:56.892	45.489	38.601	32.802	181.8	42:18.501								
21	1	1:56.166	45.118	38.791	32.257	173.3	44:14.667								
22	1	2:16.926	45.140	39.318	52.468	172.8	46:31.593								
23	1	1:56.806	45.352	38.904	32.550	170.8	48:28.399								
24	1	2:00.319	46.395	40.555	33.369	176.1	50:28.718								







# Circuito de Madrid Jarama - RACE

## Iberian Historic Endurance

### Race - 2

#### Tiempos Por Vuelta



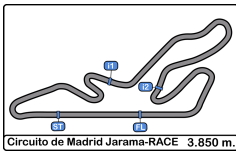
<b>132</b>	Juan Alonso Catalá	Porsche 911 3.0 RS	<b>153</b>	Manuel Gonzalez de la Torre	Porsche 914/6
H-1976	Jose Antonio Zorrilla	Eficar Team	H-1971		Curated Garage

Lap	D	Time	Sector 1	Sector 2	Sector 3	T. Spd	Elapsed	Lap	D	Time	Sector 1	Sector 2	Sector 3	T. Spd	Elapsed
1	2	2:12.787	57.464	41.847	33.476	149.7	2:12.787	1		2:17.937	59.315	42.949	35.673	141.9	2:17.937
2	2	1:56.214	44.707	39.071	32.436	191.4	4:09.001	2		2:08.876	49.206	43.763	35.907	165.1	4:26.813
3	2	1:56.313	44.665	38.966	32.682	190.8	6:05.314	3		2:07.036	49.990	42.124	34.922	176.4	6:33.849
4	2	1:56.855	45.340	38.943	32.572	183.0	8:02.169	4		2:05.774	47.887	43.198	34.689	167.9	8:39.623
5	2	1:56.906	44.325	39.129	33.452	198.5	9:59.075	5		2:06.663	47.716	44.075	34.872	168.7	10:46.286
6	2	1:55.692	44.559	38.686	32.447	200.3	11:54.767	6		2:04.952	47.754	42.522	34.676	172.2	12:51.238
7	2	<b>1:55.629</b>	<b>44.280</b>	39.036	<b>32.313</b>	194.5	13:50.396	7		2:07.167	48.439	43.884	34.844	156.7	14:58.405
8	2	1:56.194	44.477	39.252	32.465	200.3	15:46.590	8		2:07.313	49.879	42.744	34.690	174.1	17:05.718
9	2	1:56.495	45.265	<b>38.665</b>	32.565	197.8	17:43.085	9		2:06.836	48.878	43.669	34.289	165.1	19:12.554
10	2	1:57.871	44.972	39.782	33.117	202.2	19:40.956	10		2:04.015	47.468	42.029	34.518	171.1	21:16.569
11	2	1:57.152	44.976	39.071	33.105	198.8	21:38.108	11		2:04.397	47.845	<b>41.538</b>	35.014	167.4	23:20.966
12	2	1:56.057	44.551	38.880	32.626	188.8	23:34.165	12		2:11.125 P	47.848	42.434	40.843	173.3	25:32.091
13	2	1:57.185	45.181	39.004	33.000	189.8	25:31.350	13		3:52.763	2:34.541	42.890	35.332	89.3	29:24.854
14	2	2:02.962 P	44.952	39.211	38.799	181.8	27:34.312	14		2:07.552	48.686	43.432	35.434	169.8	31:32.406
15	1	3:35.532	2:18.524	41.801	35.207	88.6	31:09.844	15		2:07.715	49.115	42.818	35.782	156.0	33:40.121
16	1	2:03.082	46.719	41.985	34.378	191.1	33:12.926	16		2:04.600	48.739	41.699	<b>34.162</b>	158.3	35:44.721
17	1	2:03.092	46.833	41.602	34.657	181.5	35:16.018	17		<b>2:03.156</b>	47.220	41.703	34.233	172.2	37:47.877
18	1	2:02.400	46.537	41.644	34.219	181.2	37:18.418	18		2:03.451	<b>46.798</b>	41.732	34.921	167.7	39:51.328
19	1	2:00.833	45.980	40.255	34.598	192.5	39:19.251	19		2:06.548	47.927	43.287	35.334	169.0	41:57.876
20	1	2:02.069	46.632	41.535	33.902	191.8	41:21.320	20		2:05.402	48.406	42.162	34.834	175.3	44:03.278
21	1	2:00.122	45.806	40.245	34.071	198.5	43:21.442	21		2:03.435	47.424	41.539	34.472	182.1	46:06.713
22	1	2:01.858	46.553	41.273	34.032	191.4	45:23.300	22		2:04.681	47.407	41.964	35.310	183.9	48:11.394
23	1	2:00.524	46.003	40.515	34.006	196.3	47:23.824	23		2:06.441	48.157	42.569	35.715	179.7	50:17.835
24	1	2:03.935	47.691	41.880	34.364	184.3	49:27.759								
25	1	1:59.997	46.261	40.277	33.459	192.1	51:27.756								

<b>138</b>	Sydney Beynat	Alfa Romeo GT Am	<b>158</b>	Martin Aubert	Lotus Elite
H-1971	Alexandre Bouchon	GT Classic	GDS	Adam Bruzas	

Lap	D	Time	Sector 1	Sector 2	Sector 3	T. Spd	Elapsed	Lap	D	Time	Sector 1	Sector 2	Sector 3	T. Spd	Elapsed
1	2	2:39.771	1:10.839	49.067	39.865	128.5	2:39.771	1	2	2:32.330	1:06.996	47.074	38.260	136.3	2:32.330
2	2	2:23.892	54.248	49.394	40.250	155.1	5:03.663	2	2	2:36.337 P	52.084	56.837	47.416	167.1	5:08.667
3	2	2:25.097	54.954	48.931	41.212	147.1	7:28.760	3	2	3:32.210	2:05.890	47.034	39.286	92.7	8:40.877
4	2	2:32.224	58.682	50.477	43.065	135.5	10:00.984	4	2	2:14.213	51.195	45.209	37.809	161.4	10:55.090
5	2	2:28.632	57.096	50.077	41.459	150.8	12:29.616	5	2	2:14.157	51.347	45.278	37.532	170.8	13:09.247
6	2	2:34.912	58.462	52.967	43.483	141.3	15:04.528	6	2	2:13.990	50.156	45.744	38.090	164.3	15:23.237
7	2	2:30.137	57.885	49.981	42.271	154.2	17:34.665	7	2	<b>2:11.698</b>	<b>49.982</b>	<b>44.491</b>	<b>37.225</b>	165.3	17:34.935
8	2	2:34.912	58.462	52.967	43.483	141.3	15:04.528	8	2	2:13.331	50.545	45.215	37.571	162.1	19:48.266
9	2	2:30.137	57.885	49.981	42.271	154.2	17:34.665	9	2	2:18.748	50.746	45.399	42.603	167.1	22:07.014
10	2	2:26.146	57.341	48.475	40.330	139.1	20:00.811	10	2	2:17.468	51.680	46.484	39.304	169.2	24:24.482
11	2	2:34.377 P	55.966	49.834	48.577	150.4	22:35.188	11	2	2:22.461 P	51.174	46.870	44.417	161.6	26:46.943
12	1	3:32.091	2:12.563	43.898	35.630	93.9	26:07.279	12	1	4:01.331	2:31.330	48.948	41.053	89.8	30:48.274
13	1	2:07.404	48.860	43.335	35.209	164.3	28:14.683	13	1	2:23.444	54.041	48.833	40.570	154.5	33:11.718
14	1	<b>2:06.488</b>	48.528	<b>42.912</b>	<b>35.048</b>	169.2	30:21.171	14	1	2:24.586	55.070	48.093	41.423	138.9	35:36.304
15	1	2:08.155	48.687	44.125	35.343	161.6	32:29.326	15	1	2:22.853	53.505	48.705	40.643	163.6	37:59.157
16	1	2:07.473	48.297	43.634	35.542	169.8	34:36.799	16	1	2:23.713	55.867	47.931	39.915	142.8	40:22.870
17	1	2:07.622	48.556	43.502	35.564	168.7	36:44.421	17	1	2:22.173	54.645	48.533	38.995	149.5	42:45.043
18	1	2:07.175	<b>48.202</b>	43.111	35.862	166.1	38:51.596	18	1	2:26.821	56.394	50.424	40.003	148.3	45:11.864
19	1	2:07.453	48.777	43.257	35.419	170.0	40:59.049	19	1	2:24.399	55.931	49.257	39.211	146.9	47:36.263
20	1	2:07.519	48.904	43.238	35.377	166.6	43:06.568	20	1	2:27.826	55.035	50.093	42.698	146.7	50:04.089
21	1	2:07.595	49.305	43.183	35.107	172.5	45:14.163								
22	1	2:07.330	48.759	43.112	35.459	168.7	47:21.493								
23	1	2:09.327	50.570	43.557	35.200	171.4	49:30.820								
24	1	2:06.852	48.444	43.069	35.339	173.9	51:37.672								





# Circuito de Madrid Jarama - RACE

## Iberian Historic Endurance

### Race - 2

#### Tiempos Por Vuelta



165

Fabrice Bernollin

Shelby Daytona Cobra 4700

H-1965

Lap	D	Time	Sector 1	Sector 2	Sector 3	T. Spd	Elapsed
1		2:33.258	1:04.140	49.845	39.273	133.8	2:33.258
2		2:17.571	52.462	48.113	36.996	156.0	4:50.829
3		2:14.926	50.826	47.180	36.920	158.1	7:05.755
4		2:16.611	50.351	46.943	39.317	158.1	9:22.366
5		2:19.667	54.103	48.636	36.928	150.2	11:42.033
6		2:15.604	51.323	47.740	36.541	158.8	13:57.637
7		2:13.478	49.469	47.349	36.660	163.8	16:11.115
8		2:15.298	49.853	48.337	37.108	159.0	18:26.413
9		2:16.602	52.581	46.721	37.300	149.7	20:43.015
10		2:29.038 P	51.949	48.823	48.266	152.1	23:12.053
11		4:46.211	3:21.278	48.212	36.721	105.1	27:58.264
12		2:13.466	50.260	46.943	36.263	148.7	30:11.730
13		2:12.700	50.195	45.469	37.036	166.4	32:24.430
14		2:11.178	49.676	46.242	35.260	160.2	34:35.608
15		2:10.245	48.941	46.189	35.115	172.8	36:45.853
16		2:12.136	50.233	45.769	36.134	153.4	38:57.989
17		2:10.385	49.736	45.223	35.426	167.7	41:08.374
18		2:12.616	50.211	46.880	35.525	157.2	43:20.990
19		2:10.373	49.654	44.932	35.787	160.0	45:31.363
20		2:11.916	49.261	45.364	37.291	172.2	47:43.279
21		2:12.843	49.506	47.053	36.284	168.7	49:56.122
22		2:13.703	49.428	47.845	36.430	164.8	52:09.825

174

António Castro Ortega

Porsche 2.5 ST

H-1971

Angel Lanchares Alonso

Aurora Motorsport

Lap	D	Time	Sector 1	Sector 2	Sector 3	T. Spd	Elapsed
1	2	2:15.077	57.050	43.075	34.952	160.4	2:15.077
2	2	2:05.201	48.680	42.283	34.238	163.8	4:20.278
3	2	2:02.109	46.556	41.423	34.130	170.6	6:22.387
4	2	2:03.171	46.924	41.760	34.487	170.8	8:25.558
5	2	2:03.252	46.956	41.811	34.485	173.6	10:28.810
6	2	2:03.786	46.909	42.232	34.645	172.2	12:32.596
7	2	2:06.617	49.118	42.047	35.452	150.2	14:39.213
8	2	2:03.840	47.175	41.857	34.808	171.4	16:43.053
9	2	2:07.545	49.522	43.174	34.849	168.7	18:50.598
10	2	2:15.867 P	48.327	43.761	43.779	164.8	21:06.465
11	1	3:42.989	2:25.005	42.798	35.186	96.6	24:49.454
12	1	2:08.626	50.407	43.490	34.729	175.3	26:58.080
13	1	2:03.976	46.317	42.684	34.975	182.1	29:02.056
14	1	2:04.717	47.316	42.342	35.059	181.2	31:06.773
15	1	2:05.699	47.886	42.143	35.670	172.2	33:12.472
16	1	2:03.169	46.752	41.727	34.690	180.0	35:15.641
17	1	2:03.648	46.466	41.571	35.611	185.2	37:19.289
18	1	2:03.461	46.307	42.219	34.935	183.0	39:22.750
19	1	2:03.831	46.492	41.920	35.419	180.6	41:26.581
20	1	2:07.651	48.959	42.944	35.748	169.2	43:34.232
21	1	2:04.499	47.845	42.126	34.528	177.0	45:38.731
22	1	2:03.260	46.182	42.127	34.951	191.1	47:41.991
23	1	2:06.421	49.274	41.787	35.360	184.6	49:48.412
24	1	2:05.366	47.770	42.462	35.134	177.0	51:53.778

176

Eduardo Davila Vega

H-1976

Lap	D	Time	Sector 1	Sector 2	Sector 3	T. Spd	Elapsed
1		1:58.562	48.760	37.853	31.949	170.8	1:58.562
2		1:54.134	44.504	38.053	31.577	215.1	3:52.696
3		1:51.675	43.225	37.030	31.420	196.3	5:44.371
4		1:52.684	43.051	37.448	32.185	200.3	7:37.055
5		1:54.150	44.266	38.522	31.362	196.0	9:31.205
6		1:53.940	43.625	38.349	31.966	197.8	11:25.145
7		1:52.291	42.952	38.081	31.258	203.7	13:17.436
8		1:56.360	42.887	39.495	33.978	200.7	15:13.796
9		2:00.865	43.926	38.609	38.330	184.3	17:14.661
10		2:19.251 P	49.312	42.311	47.628	144.9	19:33.912

216

Jorge Guimarães

Volvo 121

H-1971

Jorge Guimarães

Lap	D	Time	Sector 1	Sector 2	Sector 3	T. Spd	Elapsed
1		2:26.280	1:05.069	45.034	36.177	151.0	2:26.280
2		2:08.477	48.908	43.239	36.330	180.3	4:34.757
3		2:08.974	49.098	43.777	36.099	182.1	6:43.731
4		2:09.301	49.108	43.380	36.813	173.0	8:53.032
5		2:08.154	49.630	42.545	35.979	174.7	11:01.186
6		2:09.729	49.898	43.393	36.438	176.7	13:10.915
7		2:10.332	48.962	44.654	36.716	180.9	15:21.247
8		2:09.103	49.142	43.398	36.563	167.4	17:30.350
9		2:08.935	49.323	42.960	36.652	171.4	19:39.285
10		2:18.250 P	50.262	43.550	44.438	171.9	21:57.535
11		3:45.830	2:23.405	45.263	37.162	86.4	25:43.365
12		2:11.201	50.578	44.524	36.099	174.4	27:54.566
13		2:10.876	49.943	43.759	37.174	176.1	30:05.442
14		2:09.632	49.053	43.343	37.236	178.5	32:15.074
15		2:08.713	49.747	42.946	36.020	178.5	34:23.787
16		2:08.229	49.810	42.894	35.525	177.3	36:32.016
17		2:08.358	49.109	42.286	36.963	181.2	38:40.374
18		2:09.783	49.940	43.590	36.253	172.2	40:50.157
19		2:10.478	49.234	43.615	37.629	178.8	43:00.635
20		2:11.621	50.986	43.635	37.000	179.4	45:12.256
21		2:08.844	49.533	43.426	35.885	173.3	47:21.100
22		2:11.964	51.749	44.001	36.214	177.6	49:33.064
23		2:07.763	48.615	42.998	36.150	179.1	51:40.827

221

Alberto Velez-Grilo

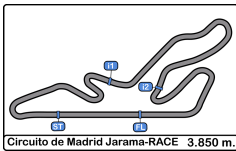
BMW 1800 TISA

GDS

Tomaz Velez-Grilo

Garagem João Gomes

Lap	D	Time	Sector 1	Sector 2	Sector 3	T. Spd	Elapsed
1	2	2:29.903	1:05.764	46.885	37.254	140.2	2:29.903
2	2	2:13.999	51.503	45.069	37.427	173.3	4:43.902
3	2	2:35.124 P	56.328	51.301	47.495	163.3	7:19.026



# Circuito de Madrid Jarama - RACE

## Iberian Historic Endurance

### Race - 2

#### Tiempos Por Vuelta



269

Grégoire Audi

Shelby Cobra Daytona

273

Laurent Jaspere

Jaguar E-Type 63

H-1965

Olivier Muytjens

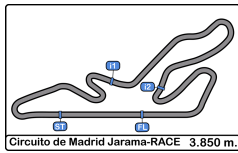
HY Racing

H-1965

JAC Motors Team

Lap	D	Time	Sector 1	Sector 2	Sector 3	T. Spd	Elapsed	Lap	D	Time	Sector 1	Sector 2	Sector 3	T. Spd	Elapsed
1	2	2:00.451	51.153	37.478	31.820	175.0	2:00.451	1		1:59.867	50.298	37.843	31.726	171.7	1:59.867
2	2	1:53.845	43.953	38.035	31.857	195.2	3:54.296	2		1:53.732	43.833	38.355	31.544	199.2	3:53.599
3	2	1:53.507	43.699	37.773	32.035	196.3	5:47.803	3		1:53.504	43.580	38.174	31.750	201.8	5:47.103
4	2	1:53.450	43.865	37.567	32.018	187.8	7:41.253	4		1:52.848	43.404	37.635	31.809	198.1	7:39.951
5	2	1:54.121	43.924	38.228	31.969	190.4	9:35.374	5		1:53.500	43.569	38.163	31.768	196.0	9:33.451
6	2	1:53.655	43.701	37.612	32.342	196.7	11:29.029	6		1:53.647	43.396	38.534	31.717	194.2	11:27.098
7	2	1:53.150	43.948	37.487	31.715	199.2	13:22.179	7		1:53.391	43.935	37.895	31.561	182.7	13:20.489
8	2	1:55.322	43.998	38.936	32.388	202.2	15:17.501	8		1:53.751	43.448	38.350	31.953	192.8	15:14.240
9	2	1:55.278	44.606	37.697	32.975	191.4	17:12.779	9		1:55.906	44.550	39.169	32.187	182.4	17:10.146
10	2	1:54.945	44.025	38.878	32.042	191.4	19:07.724	10		1:55.955	44.535	39.195	32.225	192.1	19:06.101
11	2	1:54.799	45.348	37.509	31.942	195.6	21:02.523	11		1:53.243	43.763	37.867	31.613	196.7	20:59.344
12	2	1:54.616	44.041	38.069	32.506	188.8	22:57.139	12		2:01.185 P	43.591	38.999	38.595	193.5	23:00.529
13	2	1:55.294	44.369	38.794	32.131	180.3	24:52.433	13		3:14.033	2:04.284	38.152	31.597	117.1	26:14.562
14	2	1:56.936	46.672	37.884	32.380	183.0	26:49.369	14		1:53.370	43.421	38.109	31.840	201.1	28:07.932
15	2	2:00.063 P	44.490	37.722	37.851	188.1	28:49.432	15		1:54.911	43.708	38.947	32.256	191.4	30:02.843
16	1	3:23.220	2:10.803	38.960	33.457	86.2	32:12.652	16		1:54.188	43.690	38.892	31.606	197.4	31:57.031
17	1	1:58.920	45.343	39.591	33.986	193.5	34:11.572	17		1:53.823	44.029	38.171	31.623	193.2	33:50.854
18	1	1:55.978	45.294	38.294	32.390	180.6	36:07.550	18		1:54.157	43.669	38.069	32.419	196.7	35:45.011
19	1	1:55.302	44.543	38.552	32.207	184.3	38:02.852	19		1:54.695	44.373	38.006	32.316	192.5	37:39.706
20	1	1:55.704	44.805	38.510	32.389	187.1	39:58.556	20		1:54.272	44.234	38.137	31.901	184.6	39:33.978
21	1	1:56.342	44.520	38.596	33.226	191.4	41:54.898	21		1:54.249	43.755	38.969	31.525	196.0	41:28.227
22	1	1:55.782	45.276	38.435	32.071	186.2	43:50.680	22		1:53.156	43.582	37.859	31.715	197.8	43:21.383
23	1	1:56.230	44.362	39.336	32.532	192.8	45:46.910	23		1:54.189	43.611	39.057	31.521	189.1	45:15.572
24	1	1:56.476	44.382	39.590	32.504	192.5	47:43.386	24		1:59.907 P	44.034	38.294	37.579	190.1	47:15.479
25	1	1:57.036	45.804	38.787	32.445	192.1	49:40.422	25		2:12.219	1:02.383	38.353	31.483	118.0	49:27.698
26	1	1:56.982	45.029	38.676	33.277	183.9	51:37.404	26		1:53.007	43.624	37.863	31.520	198.5	51:20.705





# Circuito de Madrid Jarama - RACE

## Iberian Historic Endurance

### Race - 2

#### Tiempos Por Vuelta

**290**

Miguel Lobo

Shelby Cobra Daytona Coupé

**337**

Piero dal Maso

Porsche 911 2.5 ST

INV \* Antunes Motorsport H-1971 José Carvalhosa Garagem João Gomes

Lap	D	Time	Sector 1	Sector 2	Sector 3	T. Spd	Elapsed	Lap	D	Time	Sector 1	Sector 2	Sector 3	T. Spd	Elapsed
1		2:02.565	51.523	38.644	32.398	173.3	2:02.565	1	2	2:06.594	53.182	40.093	33.319	167.9	2:06.594
2		1:53.960	44.022	37.892	32.046	188.4	3:56.525	2	2	1:58.970	45.350	40.371	33.249	190.4	4:05.564
3		1:53.051	43.678	37.703	31.670	192.8	5:49.576	3	2	1:59.311	45.454	40.517	33.340	190.4	6:04.875
4		1:53.070	43.657	37.739	31.674	194.5	7:42.646	4	2	1:59.944	46.702	40.237	33.005	168.4	8:04.819
5		1:53.568	44.080	37.907	31.581	180.9	9:36.214	5	2	1:59.274	45.630	40.323	33.321	183.0	10:04.093
6		1:53.654	43.548	37.577	32.529	195.2	11:29.868	6	2	1:59.936	46.368	40.346	33.222	174.7	12:04.029
7		1:52.770	43.570	37.553	31.647	200.7	13:22.638	7	2	2:00.130	45.806	40.680	33.644	170.0	14:04.159
8		1:55.373	43.740	39.219	32.414	200.3	15:18.011	8	2	2:00.475	46.123	40.991	33.361	176.1	16:04.634
9		1:56.505	44.793	39.356	32.356	185.8	17:14.516	9	2	2:00.096	46.563	40.296	33.237	156.9	18:04.730
10		1:55.516	44.018	38.797	32.701	197.0	19:10.032	10	2	2:00.014	46.455	40.434	33.125	183.6	20:04.744
11		2:02.891 P	43.742	38.106	41.043	192.5	21:12.923	11	2	2:08.949 P	46.925	41.239	40.785	168.4	22:13.693
12		3:17.342	2:06.902	38.114	32.326	105.7	24:30.265	12	1	3:27.207	2:13.048	40.619	33.540	85.3	25:40.900
13		1:53.884	44.333	37.849	31.702	199.2	26:24.149	13	1	1:59.924	46.682	40.223	33.019	170.3	27:40.824
14		1:53.207	43.588	37.871	31.748	198.8	28:17.356	14	1	2:00.941	46.272	40.901	33.768	175.0	29:41.765
15		1:54.284	44.068	38.102	32.114	188.8	30:11.640	15	1	2:00.831	46.299	40.870	33.662	174.4	31:42.596
16		1:54.706	43.568	39.072	32.066	200.7	32:06.346	16	1	2:00.960	46.694	40.869	33.397	168.2	33:43.556
17		1:54.177	44.099	38.183	31.895	200.7	34:00.523	17	1	2:02.204	46.003	41.699	34.502	192.8	35:45.760
18		1:53.909	44.004	38.142	31.763	201.1	35:54.432	18	1	2:02.194	46.803	41.547	33.844	186.5	37:47.954
19		1:53.655	43.376	37.757	32.522	197.8	37:48.087	19	1	1:59.133	45.629	40.196	33.308	188.4	39:47.087
20		1:53.679	43.679	38.337	31.663	203.7	39:41.766	20	1	2:01.212	46.109	40.936	34.167	186.5	41:48.299
21		1:55.431	43.900	38.819	32.712	202.2	41:37.197	21	1	1:59.676	46.002	40.148	33.526	176.1	43:47.975
22		1:54.917	44.155	38.471	32.291	192.5	43:32.114	22	1	2:02.199	46.655	42.370	33.174	172.8	45:50.174
23		1:57.017	44.257	39.348	33.412	199.2	45:29.131	23	1	2:01.470	46.211	41.553	33.706	176.7	47:51.644
24		1:55.179	44.237	38.652	32.290	198.8	47:24.310	24	1	2:01.435	46.218	41.788	33.429	173.6	49:53.079
25		1:55.209	44.469	38.262	32.478	196.3	49:19.519	25	1	2:01.820	46.399	41.365	34.056	177.6	51:54.899
26		1:56.558	45.380	38.819	32.359	184.9	51:16.077								

**327**

Nuno Nunes

Porsche 911 SWB

**366**

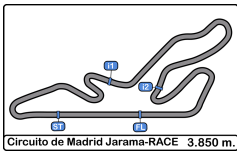
Guillaume Huber

Ford Mustang

GDS Piero dal Maso Garagem João Gomes H-1965 Calvin Motors

Lap	D	Time	Sector 1	Sector 2	Sector 3	T. Spd	Elapsed	Lap	D	Time	Sector 1	Sector 2	Sector 3	T. Spd	Elapsed
1	2	2:20.019	59.994	43.825	36.200	133.1	2:20.019	1	2	2:16.458	58.833	42.751	34.874	156.0	2:16.458
2	2	2:07.876	49.219	43.056	35.601	175.0	4:27.895	2		2:08.377	49.278	43.955	35.144	164.8	4:24.835
3	2	2:08.005	49.444	43.022	35.539	182.4	6:35.900	3		2:04.385	48.637	41.236	34.512	175.8	6:29.220
4	2	2:06.406	47.989	42.794	35.623	177.9	8:42.306	4		2:07.392	49.058	43.394	34.940	162.4	8:36.612
5	2	2:07.697	49.198	42.819	35.680	169.2	10:50.003	5		2:02.536	48.273	40.597	33.666	160.4	10:39.148
6	2	2:05.597	47.466	42.604	35.527	183.9	12:55.600	6		2:04.327	47.853	40.992	35.482	173.0	12:43.475
7	2	2:07.109	47.959	42.980	36.170	165.8	15:02.709	7		2:01.049	46.423	41.175	33.451	182.4	14:44.524
8	2	2:05.835	47.748	42.761	35.326	182.1	17:08.544	8		2:01.611	46.681	41.810	33.120	164.1	16:46.135
9	2	2:06.786	47.946	43.254	35.586	179.1	19:15.330	9		2:01.872	46.926	41.520	33.426	180.0	18:48.007
10	2	2:13.451 P	48.138	43.029	42.284	183.6	21:28.781	10		2:09.390 P	47.580	40.034	41.776	171.7	20:57.397
11	1	3:35.659	2:16.126	43.245	36.288	92.9	25:04.440	11		3:27.133	2:13.648	39.682	33.803	86.8	24:24.530
12	1	2:06.653	47.785	43.137	35.731	180.9	27:11.093	12		2:00.940	46.769	40.107	34.064	180.9	26:25.470
13	1	2:06.001	47.831	42.799	35.371	180.3	29:17.094	13		1:59.055	46.192	39.410	33.453	183.6	28:24.525
14	1	2:06.158	47.717	42.974	35.467	181.8	31:23.252	14		2:01.670	46.683	41.124	33.863	185.5	30:26.195
15	1	2:06.302	47.969	42.818	35.515	183.9	33:29.554	15		2:00.150	46.026	40.150	33.974	181.8	32:26.345
16	1	2:05.723	47.191	42.484	36.048	183.6	35:35.277	16		2:00.331	47.358	39.750	33.223	172.2	34:26.676
17	1	2:05.907	47.585	42.506	35.816	182.1	37:41.184	17		2:00.169	46.233	40.043	33.893	184.9	36:26.845
18	1	2:05.835	47.657	42.685	35.493	184.3	39:47.019	18		2:02.032	47.849	39.756	34.427	166.4	38:28.877
19	1	2:06.571	47.879	42.898	35.794	177.3	41:53.590	19		1:59.864	46.246	39.603	34.015	184.3	40:28.741
20	1	2:06.295	48.362	42.497	35.436	176.4	43:59.885	20		2:07.060	46.909	45.837	34.314	177.0	42:35.801
21	1	2:05.058	47.504	42.396	35.158	180.9	46:04.943	21		2:00.254	46.237	40.571	33.446	178.2	44:36.055
22	1	2:07.736	47.708	43.722	36.306	183.6	48:12.679	22		1:59.212	45.644	39.649	33.919	184.6	46:35.267
23	1	2:05.962	47.884	42.209	35.869	180.6	50:18.641	23		1:59.809	46.940	39.648	33.221	174.1	48:35.076
24	1							24		1:59.671	46.191	39.360	34.120	182.7	50:34.747





# Circuito de Madrid Jarama - RACE

## Iberian Historic Endurance

### Race - 2

#### Tiempos Por Vuelta



367

Ralf Huber

Bizzarrini 5300 GT

H-1965

Calvin Motors

Lap	D	Time	Sector 1	Sector 2	Sector 3	T. Spd	Elapsed
1		2:14.462	56.411	43.197	34.854	148.3	2:14.462
2		2:07.980	50.074	43.377	34.529	170.0	4:22.442
3		2:06.022	47.735	43.380	34.907	164.8	6:28.464
4		2:07.456	48.309	43.684	35.463	158.1	8:35.920
5		2:08.605	50.548	44.042	34.015	153.8	10:44.525
6		2:05.611	48.135	42.623	34.853	169.8	12:50.136
7		2:05.145	47.404	43.266	34.475	162.8	14:55.281
8		2:06.227	47.284	44.406	34.537	175.8	17:01.508
9		2:08.542	48.374	43.970	36.198	160.2	19:10.050
10		2:05.290	47.848	42.856	34.586	159.5	21:15.340
11		2:19.012 P	50.590	42.796	45.626	149.1	23:34.352
12		3:33.643	2:15.938	42.717	34.988	94.5	27:07.995
13		2:06.037	49.555	42.090	34.392	145.9	29:14.032
14		2:05.385	47.808	43.379	34.198	155.1	31:19.417
15		2:07.067	48.557	43.898	34.612	162.6	33:26.484
16		2:04.392	47.679	41.941	34.772	159.7	35:30.876
17		2:06.647	49.715	43.011	33.921	151.6	37:37.523
18		2:06.741	48.134	42.935	35.672	170.3	39:44.264
19		2:07.327	48.468	44.619	34.240	159.5	41:51.591
20		2:06.376	49.388	42.675	34.313	169.2	43:57.967
21		2:03.130	47.403	41.812	33.915	159.5	46:01.097
22		2:04.274	47.372	42.451	34.451	175.0	48:05.371
23		2:06.670	49.612	42.931	34.127	157.2	50:12.041





# Circuito de Madrid Jarama - RACE

## Iberian Historic Endurance

### Race - 2

#### Análisis



Num	Lap Time	Gap
<b>Lap 1</b>		
5	1:53.936	
123	1:56.029	02.093
176	1:58.562	04.626
44	1:58.710	04.774
273	1:59.867	05.931
269	2:00.451	06.515
290	2:02.565	08.629
75	2:04.651	10.715
337	2:06.594	12.658
132	2:12.787	18.851
28	2:14.334	20.398
367	2:14.462	20.526
174	2:15.077	21.141
102	2:15.825	21.889
10	2:15.838	21.902
366	2:16.458	22.522
7	2:17.091	23.155
153	2:17.937	24.001
47	2:18.130	24.194
33	2:18.429	24.493
327	2:20.019	26.083
1	2:20.295	26.359
83	2:20.696	26.760
55	2:21.996	28.060
216	2:26.280	32.344
23	2:29.074	35.138
221	2:29.903	35.967
158	2:32.330	38.394
165	2:33.258	39.322
34	2:34.181	40.245
82	2:37.961	44.025
138	2:39.771	45.835
107	2:42.014	48.078
Num	Lap Time	Gap
<b>Lap 2</b>		
5	1:49.830	
123	1:50.981	03.244
44	1:53.007	07.951
176	1:54.134	08.930
273	1:53.732	09.833
269	1:53.845	10.530
290	1:53.960	12.759
75	1:57.245	18.130
337	1:58.970	21.798
132	1:56.214	25.235
10	1:55.756	27.828
7	1:58.282	31.607
174	2:05.201	36.512
367	2:07.980	38.676
102	2:07.218	39.277
33	2:05.913	40.576
28	2:10.078	40.646
366	2:08.377	41.069
153	2:08.876	43.047
47	2:08.913	43.277
327	2:07.876	44.129

Num	Lap Time	Gap
1	2:08.389	44.918
55	2:07.550	45.780
216	2:08.477	50.991
23	2:12.027	57.335
221	2:13.999	1:00.136
34	2:13.535	1:03.950
165	2:17.571	1:07.063
82	2:22.569	1:16.764
138	2:23.892	1:19.897
107	2:26.417	1:24.665
158	2:36.337	1:24.901
Num	Lap Time	Gap
<b>Lap 3</b>		
5	1:50.268	
123	1:51.501	04.477
44	1:50.930	08.613
176	1:51.675	10.337
273	1:53.504	13.069
269	1:53.507	13.769
290	1:53.051	15.542
75	1:57.200	25.062
337	1:59.311	30.841
10	1:53.651	31.211
132	1:56.313	31.280
174	2:02.109	48.353
33	1:59.862	50.170
367	2:06.022	54.430
102	2:06.085	55.094
366	2:04.385	55.186
28	2:07.853	58.231
47	2:05.632	58.641
153	2:07.036	59.815
327	2:08.005	1:01.866
55	2:06.750	1:02.262
216	2:08.974	1:09.697
7	2:34.629	1:15.968
23	2:13.680	1:20.747
1	2:28.793	1:23.443
34	2:14.548	1:28.230
165	2:14.926	1:31.721
221	2:35.124	1:44.992
82	2:22.711	1:49.207
Num	Lap Time	Gap
<b>Lap 4</b>		
5	1:50.671	
138	2:25.097	1 Lap
123	1:51.711	05.517
44	1:51.765	09.707
176	1:52.684	12.350
107	2:30.207	1 Lap
273	1:52.848	15.246
269	1:53.450	16.548
290	1:53.070	17.941
75	1:57.711	32.102
10	1:53.918	34.458
132	1:56.855	37.464
337	1:59.944	40.114

Num	Lap Time	Gap
33	1:59.280	58.779
174	2:03.171	1:00.853
102	2:06.158	1:10.581
367	2:07.456	1:11.215
366	2:07.392	1:11.907
47	2:05.255	1:13.225
28	2:06.362	1:13.922
153	2:05.774	1:14.918
158	3:32.210	1 Lap
55	2:04.696	1:16.287
327	2:06.406	1:17.601
216	2:09.301	1:28.327
23	2:13.363	1:43.439
Num	Lap Time	Gap
<b>Lap 5</b>		
5	1:51.114	
34	2:14.778	1 Lap
165	2:16.611	1 Lap
123	1:52.335	06.738
44	1:51.735	10.328
7	2:41.058	1 Lap
176	1:54.150	15.386
273	1:53.500	17.632
269	1:54.121	19.555
290	1:53.568	20.395
82	2:27.488	1 Lap
10	1:54.827	38.171
75	1:57.333	38.321
132	1:56.906	43.256
138	2:32.224	1 Lap
337	1:59.274	48.274
107	2:35.160	1 Lap
33	1:59.002	1:06.667
174	2:03.252	1:12.991
102	2:03.461	1:22.928
366	2:02.536	1:23.329
47	2:03.741	1:25.852
367	2:08.605	1:28.706
28	2:07.305	1:30.113
153	2:06.663	1:30.467
55	2:06.158	1:31.331
327	2:07.697	1:34.184
158	2:14.213	1 Lap
1	4:01.603	1 Lap
216	2:08.154	1:45.367
Num	Lap Time	Gap
<b>Lap 6</b>		
5	1:51.071	
123	1:52.750	08.417
44	1:51.903	11.160
23	2:16.153	1 Lap
176	1:53.940	18.255
273	1:53.647	20.208
269	1:53.655	22.139
290	1:53.654	22.978
34	2:14.602	1 Lap
165	2:19.667	1 Lap

Num	Lap Time	Gap
10	1:54.210	41.310
75	1:57.531	44.781
132	1:55.692	47.877
337	1:59.936	57.139
82	2:25.441	1 Lap
33	1:59.594	1:15.190
138	2:28.632	1 Lap
174	2:03.786	1:25.706
102	2:02.211	1:34.068
366	2:04.327	1:36.585
47	2:02.825	1:37.606
107	2:32.968	1 Lap
367	2:05.611	1:43.246
28	2:05.054	1:44.096
153	2:04.952	1:44.348
55	2:05.084	1:45.344
327	2:05.597	1:48.710
Num	Lap Time	Gap
<b>Lap 7</b>		
5	1:50.643	
1	2:03.717	2 Laps
123	1:51.940	09.714
158	2:14.157	2 Laps
44	1:52.539	13.056
216	2:09.729	1 Lap
176	1:52.291	19.903
273	1:53.391	22.956
269	1:53.150	24.646
290	1:52.770	25.105
23	2:14.770	1 Lap
10	1:53.646	44.313
34	2:12.115	1 Lap
75	1:57.723	51.861
132	1:55.629	52.863
165	2:15.604	1 Lap
337	2:00.130	1:06.626
33	1:59.673	1:24.220
174	2:06.617	1:41.680
82	2:26.234	1 Lap
102	2:02.831	1:46.256
366	2:01.049	1:46.991
47	2:02.878	1:49.841
Num	Lap Time	Gap
<b>Lap 8</b>		
5	1:52.150	
367	2:05.145	1 Lap
28	2:06.489	1 Lap
153	2:07.167	1 Lap
55	2:07.126	1 Lap
123	1:52.612	10.176
327	2:07.109	1 Lap
44	1:53.026	13.932
138	2:34.912	2 Laps
1	2:04.926	2 Laps
176	1:56.360	24.113
273	1:53.751	24.557
269	1:55.322	27.818

Num	Lap Time	Gap
290	1:55.373	28.328
216	2:10.332	1 Lap
158	2:13.990	2 Laps
107	2:39.549	2 Laps
10	1:53.431	45.594
132	1:56.194	56.907
75	1:58.353	58.064
23	2:14.621	1 Lap
34	2:13.156	1 Lap
337	2:00.475	1:14.951
165	2:13.478	1 Lap
33	1:59.508	1:31.578
Num	Lap Time	Gap
<b>Lap 9</b>		
5	1:53.139	
174	2:03.840	1 Lap
102	2:01.389	1 Lap
366	2:01.611	1 Lap
123	1:55.660	12.697
44	1:54.919	15.712
367	2:06.227	1 Lap
55	2:05.172	1 Lap
28	2:07.943	1 Lap
153	2:07.313	1 Lap
327	2:05.835	1 Lap
273	1:55.906	27.324
269	1:55.278	29.957
1	2:05.271	2 Laps
290	1:56.505	31.694
176	2:00.865	31.839
47	2:28.129	1 Lap
82	2:34.657	2 Laps
10	1:52.927	45.382
216	2:09.103	1 Lap
138	2:30.137	2 Laps
158	2:11.698	2 Laps
132	1:56.495	1:00.263
75	1:57.019	1:01.944
107	2:29.236	2 Laps
337	2:00.096	1:21.908
34	2:10.063	1 Lap
23	2:17.026	1 Lap
33	1:58.680	1:37.119
165	2:15.298	1 Lap
Num	Lap Time	Gap
<b>Lap 10</b>		
5	1:50.538	
102	2:02.061	1 Lap
366	2:01.872	1 Lap
174	2:07.545	1 Lap
44	1:52.101	17.275
123	2:01.256	23.415
273	1:55.955	32.741
55	2:02.585	1 Lap
269	1:54.945	34.364
290	1:55.516	36.672
367	2:08.542	1 Lap







# Circuito de Madrid Jarama - RACE

## Iberian Historic Endurance

### Race - 2

#### Análisis



Num	Lap Time	Gap	Num	Lap Time	Gap	Num	Lap Time	Gap	Num	Lap Time	Gap	Num	Lap Time	Gap
28	2:06.976	1 Lap	153	2:04.397	1 Lap	34	2:04.107	2 Laps	34	2:06.026	2 Laps	366	2:00.169	1 Lap
153	2:06.836	1 Lap	55	2:11.514	1 Lap	138	2:07.404	3 Laps	165	2:12.700	3 Laps	102	1:57.730	1 Lap
327	2:06.786	1 Lap	1	2:04.117	2 Laps	107	5:00.099	4 Laps	366	2:00.150	1 Lap	107	2:44.131	5 Laps
1	2:04.500	2 Laps	28	2:11.247	1 Lap	290	1:53.207	2:13.060	138	2:08.155	3 Laps	216	2:08.229	2 Laps
47	2:02.721	1 Lap	132	1:56.057	1:18.452	366	1:59.055	1 Lap	102	1:57.120	1 Lap	34	2:06.070	2 Laps
10	1:54.318	49.162	367	2:19.012	1 Lap	102	1:57.953	1 Lap	7	5:14.194	9 Laps	1	2:21.040	3 Laps
176	2:19.251	1:00.552	75	1:58.141	1:21.979	33	2:11.723	1 Lap	33	2:13.932	1 Lap	138	2:07.622	3 Laps
216	2:08.935	1 Lap	34	3:36.761	2 Laps	82	4:05.337	3 Laps	75	1:57.911	1:50.437	165	2:10.245	3 Laps
132	1:57.871	1:07.596												
82	2:24.692	2 Laps	<b>Num</b>	<b>Lap Time</b>	<b>Gap</b>	<b>Num</b>	<b>Lap Time</b>	<b>Gap</b>	<b>Num</b>	<b>Lap Time</b>	<b>Gap</b>	<b>Num</b>	<b>Lap Time</b>	<b>Gap</b>
75	1:57.794	1:09.200	<b>Lap 13</b>			<b>Lap 15</b>			<b>Lap 17</b>			<b>Lap 19</b>		
158	2:13.331	2 Laps	5	1:50.776		269	2:00.063		5	1:54.012		5	1:51.685	
138	2:26.146	2 Laps	158	2:17.468	3 Laps	174	2:03.976	2 Laps	158	2:23.444	4 Laps	75	1:59.226	1 Lap
337	2:00.014	1:31.384	366	3:27.133	2 Laps	47	2:03.841	2 Laps	174	2:05.699	2 Laps	132	2:02.400	1 Lap
33	1:58.727	1:45.308	290	3:17.342	1 Lap	23	2:20.209	3 Laps	132	2:03.082	1 Lap	174	2:03.648	2 Laps
107	2:28.356	2 Laps	44	1:51.954	28.121	75	3:26.476	1 Lap	47	2:04.868	2 Laps	47	2:02.340	2 Laps
			123	1:52.299	29.423	367	2:06.037	2 Laps	367	2:07.067	2 Laps	123	1:51.925	32.074
<b>Num</b>	<b>Lap Time</b>	<b>Gap</b>	102	3:44.708	2 Laps	327	2:06.001	2 Laps	327	2:06.302	2 Laps	7	2:25.554	10 Laps
<b>Lap 11</b>			82	2:35.526	3 Laps	55	2:20.062	2 Laps	44	1:54.593	29.403	44	1:53.044	34.771
5	1:51.687		174	3:42.989	2 Laps	5	3:19.136	34.000	123	1:55.325	30.611	367	2:06.647	2 Laps
34	2:18.444	2 Laps	269	1:55.294	45.944	153	3:52.763	2 Laps	153	2:07.715	2 Laps	273	1:54.695	48.358
23	2:18.452	2 Laps	47	3:25.820	2 Laps	337	2:00.941	1 Lap	82	2:28.093	4 Laps	327	2:05.907	2 Laps
165	2:16.602	2 Laps	10	1:54.342	57.742	1	4:07.862	3 Laps	337	2:00.960	1 Lap	153	2:03.156	2 Laps
44	1:58.974	24.562	327	3:35.659	2 Laps	44	3:15.389	1:00.634	107	2:46.687	5 Laps	337	2:02.194	1 Lap
123	1:53.656	25.384	132	1:57.185	1:24.861	123	3:15.165	1:01.979	23	2:21.334	3 Laps	290	1:53.655	56.739
102	2:07.612	1 Lap	153	2:11.125	1 Lap	273	1:54.911	1:13.411	273	1:53.823	42.195	10	1:53.051	1:06.882
366	2:09.390	1 Lap	7	16:03.033	8 Laps	216	2:10.876	2 Laps	290	1:54.177	51.864	158	2:22.853	4 Laps
273	1:53.243	34.297	1	2:10.006	2 Laps	290	1:54.284	1:22.208	269	1:58.920	1:02.913	269	1:55.302	1:11.504
269	1:54.799	37.476	337	3:27.207	1 Lap	165	2:13.466	3 Laps	10	1:54.530	1:02.948	102	1:57.456	1 Lap
174	2:15.867	1 Lap	75	2:05.039	1:36.242	34	2:04.739	2 Laps	1	2:17.928	3 Laps	366	2:02.032	1 Lap
55	2:05.328	1 Lap	216	3:45.830	2 Laps	138	2:06.488	3 Laps	216	2:08.713	2 Laps	82	2:24.407	4 Laps
290	2:02.891	47.876				10	3:17.645	1:33.297	34	2:03.698	2 Laps	23	2:19.086	3 Laps
367	2:05.290	1 Lap	<b>Num</b>	<b>Lap Time</b>	<b>Gap</b>	366	2:01.670	1 Lap	366	2:00.331	1 Lap	34	2:07.047	2 Laps
28	2:03.891	1 Lap	<b>Lap 14</b>			102	1:58.760	1 Lap	102	1:57.228	1 Lap	216	2:08.358	2 Laps
10	1:54.001	51.476	5	1:57.807		158	4:01.331	3 Laps	165	2:11.178	3 Laps			
153	2:04.015	1 Lap	138	3:32.091	4 Laps	33	2:07.862	1 Lap	138	2:07.473	3 Laps	<b>Num</b>	<b>Lap Time</b>	<b>Gap</b>
1	2:04.335	2 Laps	34	2:05.382	3 Laps	107	2:41.900	4 Laps				<b>Lap 20</b>		
327	2:13.451	1 Lap	273	3:14.033	1 Lap	174	2:04.717	1 Lap	<b>Num</b>	<b>Lap Time</b>	<b>Gap</b>	5	1:51.696	
47	2:12.001	1 Lap	290	1:53.884	1 Lap	75	1:57.966	2:17.741	5	1:51.004		138	2:07.175	4 Laps
132	1:57.152	1:13.061	366	2:00.940	2 Laps	47	2:04.175	1 Lap	7	2:00.690	10 Laps	165	2:12.136	4 Laps
75	1:56.991	1:14.504	33	4:05.627	2 Laps	132	3:35.532	2:20.412	75	1:57.585	1 Lap	75	1:59.320	1 Lap
216	2:18.250	1 Lap	44	2:00.067	30.381	82	2:25.799	3 Laps	174	2:03.169	2 Laps	1	2:21.044	4 Laps
82	2:24.312	2 Laps	123	2:00.334	31.950				132	2:03.092	1 Lap	107	2:40.750	6 Laps
158	2:18.748	2 Laps	102	1:59.366	2 Laps	<b>Num</b>	<b>Lap Time</b>	<b>Gap</b>	47	2:04.040	2 Laps	123	1:54.715	35.093
337	2:08.949	1:48.646	158	2:22.461	3 Laps	<b>Lap 16</b>			33	2:20.361	2 Laps	132	2:00.833	1 Lap
			23	3:51.539	3 Laps	5	1:51.215		367	2:04.392	2 Laps	44	1:55.590	38.665
<b>Num</b>	<b>Lap Time</b>	<b>Gap</b>	269	1:56.936	45.073	367	2:05.385	2 Laps	123	1:52.227	31.834	174	2:03.461	2 Laps
<b>Lap 12</b>			55	3:33.667	2 Laps	327	2:06.158	2 Laps	44	1:55.013	33.412	47	2:03.457	2 Laps
5	1:50.666		174	2:08.626	2 Laps	23	2:21.540	3 Laps	327	2:05.723	2 Laps	273	1:54.272	50.934
33	2:05.556	1 Lap	47	2:04.420	2 Laps	153	2:07.552	2 Laps	174	2:04.600	2 Laps	290	1:53.679	58.722
138	2:34.377	3 Laps	10	2:00.853	1:00.788	337	2:00.831	1 Lap	273	1:54.157	45.348	367	2:06.741	2 Laps
44	1:53.047	26.943	367	3:33.643	2 Laps	44	1:53.403	28.822	337	2:02.204	1 Lap	327	2:05.835	2 Laps
123	1:53.182	27.900	327	2:06.653	2 Laps	123	1:52.534	29.298	290	1:53.909	54.769	337	1:59.133	1 Lap
23	2:26.951	2 Laps	132	2:02.962	1:30.016	273	1:54.188	42.384	10	1:53.572	1:05.516	153	2:03.451	2 Laps
269	1:54.616	41.426	337	1:59.924	1 Lap	1	2:20.931	3 Laps	82	2:24.546	4 Laps	10	1:53.699	1:08.885
273	2:01.185	44.816	7	2:11.114	8 Laps	290	1:54.706	51.699	269	1:55.978	1:07.887	269	1:55.704	1:15.512
10	1:53.366	54.176	216	2:11.201	2 Laps	269	3:23.220	58.005	269	1:55.978	1:07.887	102	1:56.437	1 Lap
165	2:29.038	2 Laps	165	4:46.211	3 Laps	216	2:09.632	2 Laps	23	2:20.790	3 Laps	158	2:23.713	4 Laps
107	2:51.165	3 Laps	273	1:53.370	2:03.636	10	1:54.348	1:02.430				366	1:59.864	1 Lap







# Circuito de Madrid Jarama - RACE

## Iberian Historic Endurance

### Race - 2

#### Análisis



Circuito de Madrid Jarama-RACE 3.850 m.

Num	Lap Time	Gap
-----	----------	-----

#### Lap 21

5	1:52.093	
34	2:04.530	3 Laps
23	2:18.483	4 Laps
216	2:09.783	3 Laps
82	2:28.097	5 Laps
138	2:07.453	4 Laps
75	1:58.413	1 Lap
165	2:10.385	4 Laps
123	1:55.204	38.204
44	1:54.692	41.264
132	2:02.069	1 Lap
1	2:16.772	4 Laps
174	2:03.831	2 Laps
273	1:54.249	53.090
290	1:55.431	1:02.060
47	2:14.872	2 Laps
10	1:54.980	1:11.772
337	2:01.212	1 Lap
367	2:07.327	2 Laps
327	2:06.571	2 Laps
269	1:56.342	1:19.761
107	2:48.987	6 Laps
153	2:06.548	2 Laps
102	1:56.892	1 Lap

Num	Lap Time	Gap
-----	----------	-----

#### Lap 22

5	1:53.407	
366	2:07.060	2 Laps
158	2:22.173	5 Laps
34	2:03.625	3 Laps
75	1:59.099	1 Lap
216	2:10.478	3 Laps
138	2:07.519	4 Laps
123	1:53.453	38.250
44	1:53.116	40.973
23	2:20.506	4 Laps
165	2:12.616	4 Laps
273	1:53.156	52.839
132	2:00.122	1 Lap
82	2:29.793	5 Laps
290	1:54.917	1:03.570
174	2:07.651	2 Laps
1	2:17.867	4 Laps
10	1:53.929	1:12.294
47	2:02.803	2 Laps
337	1:59.676	1 Lap
269	1:55.782	1:22.136
367	2:06.376	2 Laps
327	2:06.295	2 Laps
153	2:05.402	2 Laps
102	1:56.166	1 Lap

Num	Lap Time	Gap
-----	----------	-----

#### Lap 23

5	1:52.743	
366	2:00.254	2 Laps

Num	Lap Time	Gap
-----	----------	-----

34	2:03.946	3 Laps
107	2:55.357	7 Laps
75	1:58.901	1 Lap
123	1:54.066	39.573
44	1:54.707	42.937
158	2:26.821	5 Laps
216	2:11.621	3 Laps
138	2:07.595	4 Laps
273	1:54.189	54.285
132	2:01.858	1 Lap
290	1:57.017	1:07.844
23	2:21.714	4 Laps
165	2:10.373	4 Laps
10	1:53.775	1:13.326
174	2:04.499	2 Laps
47	2:02.082	2 Laps
269	1:56.230	1:25.623
337	2:02.199	1 Lap
82	2:25.957	5 Laps
1	2:19.218	4 Laps
367	2:03.130	2 Laps
327	2:05.058	2 Laps
153	2:03.435	2 Laps

Num	Lap Time	Gap
-----	----------	-----

#### Lap 24

5	1:53.008	
102	2:16.926	2 Laps
366	1:59.212	2 Laps
34	2:03.634	3 Laps
123	1:54.866	41.431
75	1:59.009	1 Lap
44	1:53.165	43.094
273	1:59.907	1:01.184
216	2:08.844	3 Laps
138	2:07.330	4 Laps
132	2:00.524	1 Lap
290	1:55.179	1:10.015
10	1:54.891	1:15.209
107	2:41.522	7 Laps
158	2:24.399	5 Laps
174	2:03.260	2 Laps
165	2:11.916	4 Laps
269	1:56.476	1:29.091
47	2:05.063	2 Laps
337	2:01.470	1 Lap
23	2:20.447	4 Laps
367	2:04.274	2 Laps

Num	Lap Time	Gap
-----	----------	-----

#### Lap 25

5	1:53.851	
153	2:04.681	3 Laps
327	2:07.736	3 Laps
1	2:18.135	5 Laps
82	2:26.260	6 Laps
102	1:56.806	2 Laps
366	1:59.809	2 Laps
123	1:54.393	41.973

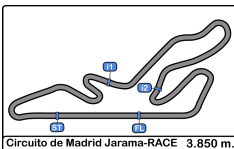
Num	Lap Time	Gap
-----	----------	-----

44	1:54.292	43.535
75	1:59.653	1 Lap
34	2:05.448	3 Laps
290	1:55.209	1:11.373
10	1:55.035	1:16.393
273	2:12.219	1:19.552
132	2:03.935	1 Lap
138	2:09.327	4 Laps
216	2:11.964	3 Laps
269	1:57.036	1:32.276
174	2:06.421	2 Laps
47	2:03.710	2 Laps
337	2:01.435	1 Lap
165	2:12.843	4 Laps

Num	Lap Time	Gap
-----	----------	-----

#### Lap 26

5	1:53.250	
158	2:27.826	6 Laps
23	2:19.780	5 Laps
367	2:06.670	3 Laps
153	2:06.441	3 Laps
327	2:05.962	3 Laps
107	2:44.729	8 Laps
102	2:00.319	2 Laps
366	1:59.671	2 Laps
1	2:19.929	5 Laps
82	2:21.916	6 Laps
123	1:54.903	43.626
44	1:53.701	43.986
75	1:59.045	1 Lap
34	2:04.864	3 Laps
290	1:56.558	1:14.681
10	1:52.910	1:16.053
273	1:53.007	1:19.309
132	1:59.997	1 Lap
269	1:56.982	1:36.008
138	2:06.852	4 Laps
216	2:07.763	3 Laps
174	2:05.366	2 Laps
47	2:02.640	2 Laps
337	2:01.820	1 Lap
165	2:13.703	4 Laps



# Circuito de Madrid Jarama - RACE

## Iberian Historic Endurance

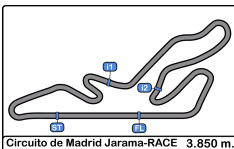
### Race - 2

#### Mejores Sectores



Sector - 1			Sector - 2			Sector - 3			Ideal Lap vs Best Lap		
Clas	Nº Driver	Time	Nº Driver	Time	Nº Driver	Time	Clas	Nº Driver	Ideal Lap	Best Lap	Clas
1	5 Paulo Lima	41.884	5 Paulo Lima	36.726	5 Paulo Lima	30.645	1	5 Paulo Lima	1:49.255	1:49.830	1
2	123 Bruno Santos	42.253	176 Eduardo Davila Vega	37.030	123 Bruno Santos	31.025	2	123 Bruno Santos	1:50.590	1:50.981	3
3	44 Cláudio Vieira	42.757	44 Cláudio Vieira	37.122	44 Cláudio Vieira	31.040	3	44 Cláudio Vieira	1:50.919	1:50.930	2
4	176 Eduardo Davila Vega	42.887	123 Bruno Santos	37.312	176 Eduardo Davila Vega	31.258	4	176 Eduardo Davila Vega	1:51.175	1:51.675	4
5	290 Miguel Lobo	43.376	10 Max Huber	37.363	10 Max Huber	31.387	5	10 Max Huber	1:52.236	1:52.910	7
6	273 Laurent Jaspers	43.396	269 Audi - Muytjens	37.478	273 Laurent Jaspers	31.483	6	290 Miguel Lobo	1:52.510	1:52.770	5
7	10 Max Huber	43.486	290 Miguel Lobo	37.553	290 Miguel Lobo	31.581	7	273 Laurent Jaspers	1:52.514	1:52.848	6
8	269 Audi - Muytjens	43.699	273 Laurent Jaspers	37.635	269 Audi - Muytjens	31.715	8	269 Audi - Muytjens	1:52.892	1:53.150	8
9	132 Alonso Catalá - Antonio Zorrilla	44.280	102 Lafont - Kohler	38.601	7 Rueda Ortiz - Rueda Muñoz	32.061	9	132 Alonso Catalá - Antonio Zorrilla	1:55.258	1:55.629	9
10	75 Carlos Brizido	44.353	132 Alonso Catalá - Antonio Zorrilla	38.665	102 Lafont - Kohler	32.257	10	102 Lafont - Kohler	1:55.529	1:56.166	10
11	102 Lafont - Kohler	44.671	75 Carlos Brizido	38.825	132 Alonso Catalá - Antonio Zorrilla	32.313	11	75 Carlos Brizido	1:56.257	1:56.991	11
12	33 S. Coutinho - Petiz	45.259	366 Guillaume Huber	39.360	33 S. Coutinho - Petiz	32.962	12	7 Rueda Ortiz - Rueda Muñoz	1:57.734	1:58.282	12
13	337 dal Maso - Carvalhosa - dal Maso	45.350	7 Rueda Ortiz - Rueda Muñoz	39.505	337 dal Maso - Carvalhosa - dal Maso	33.005	13	33 S. Coutinho - Petiz	1:57.928	1:58.680	13
14	366 Guillaume Huber	45.644	33 S. Coutinho - Petiz	39.707	75 Carlos Brizido	33.079	14	366 Guillaume Huber	1:58.124	1:59.055	15
15	55 Daniels - Palttala	46.054	337 dal Maso - Carvalhosa - dal Maso	40.093	366 Guillaume Huber	33.120	15	337 dal Maso - Carvalhosa - dal Maso	1:58.448	1:58.970	14
16	7 Rueda Ortiz - Rueda Muñoz	46.168	47 Díaz-Rincon - Santos	40.830	47 Díaz-Rincon - Santos	33.870	16	47 Díaz-Rincon - Santos	2:01.149	2:02.082	16
17	174 Castro Ortega - Lancharés Alonso	46.182	174 Castro Ortega - Lancharés Alonso	41.423	367 Ralf Huber	33.915	17	174 Castro Ortega - Lancharés Alonso	2:01.735	2:02.109	17
18	47 Díaz-Rincon - Santos	46.449	153 Manuel Gonzalez de la Torre	41.538	174 Castro Ortega - Lancharés Alonso	34.130	18	153 Manuel Gonzalez de la Torre	2:02.498	2:03.156	20
19	153 Manuel Gonzalez de la Torre	46.798	28 P-A Forsvall	41.755	153 Manuel Gonzalez de la Torre	34.162	19	55 Daniels - Palttala	2:02.585	2:02.585	18
20	1 Freitas - Velasco Baisse	46.805	34 M. Santos - A. Santos	41.756	34 M. Santos - A. Santos	34.287	20	367 Ralf Huber	2:03.011	2:03.130	19
21	28 P-A Forsvall	47.098	367 Ralf Huber	41.812	55 Daniels - Palttala	34.404	21	34 M. Santos - A. Santos	2:03.334	2:03.625	21
22	327 Nunes - dal Maso - Carvalhosa	47.191	1 Freitas - Velasco Baisse	41.935	28 P-A Forsvall	34.553	22	28 P-A Forsvall	2:03.406	2:03.891	23
23	367 Ralf Huber	47.284	55 Daniels - Palttala	42.127	1 Freitas - Velasco Baisse	34.781	23	1 Freitas - Velasco Baisse	2:03.521	2:03.717	22
24	34 M. Santos - A. Santos	47.291	327 Nunes - dal Maso - Carvalhosa	42.209	138 Beynat - Bouchon	35.048	24	327 Nunes - dal Maso - Carvalhosa	2:04.558	2:05.058	24
25	138 Beynat - Bouchon	48.202	216 Jorge Guimarães	42.286	165 Fabrice Bernollin	35.115	25	138 Beynat - Bouchon	2:06.162	2:06.488	25
26	216 Jorge Guimarães	48.615	138 Beynat - Bouchon	42.912	327 Nunes - dal Maso - Carvalhosa	35.158	26	216 Jorge Guimarães	2:06.426	2:07.763	26
27	165 Fabrice Bernollin	48.941	83 Duarte - Silva Jesus	43.171	216 Jorge Guimarães	35.525	27	165 Fabrice Bernollin	2:08.988	2:10.245	27
28	23 Vincent Tourneur	49.903	158 Aubert - Bruzas	44.491	23 Vincent Tourneur	37.194	28	158 Aubert - Bruzas	2:11.698	2:11.698	28
29	158 Aubert - Bruzas	49.982	23 Vincent Tourneur	44.901	158 Aubert - Bruzas	37.225	29	23 Vincent Tourneur	2:11.998	2:12.027	29
30	221 Velez-Grilo - Velez-Grilo	51.503	165 Fabrice Bernollin	44.932	221 Velez-Grilo - Velez-Grilo	37.254	30	221 Velez-Grilo - Velez-Grilo	2:13.826	2:13.999	30
31	82 Fabiano Vivacqua	53.397	221 Velez-Grilo - Velez-Grilo	45.069	82 Fabiano Vivacqua	39.132	31	82 Fabiano Vivacqua	2:20.641	2:21.916	32
32	83 Duarte - Silva Jesus	54.817	82 Fabiano Vivacqua	48.112	107 Garcia Revenga - López Garcia -	40.324	32	83 Duarte - Silva Jesus	2:20.696	2:20.696	31
33	107 Garcia Revenga - López Garcia -	55.977	107 Garcia Revenga - López Garcia -	49.699	83 Duarte - Silva Jesus	42.708	33	107 Garcia Revenga - López Garcia -	2:26.000	2:26.417	33





## Circuito de Madrid Jarama - RACE

### Iberian Historic Endurance

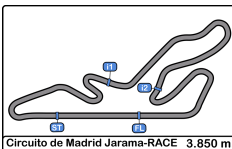
#### Race - 2

#### Secuencia Líder



Nº	Team	Driver - 1	Driver - 2	Vehicle	Cat	Start Lap	End Lap	Laps	Total Laps
5	Paulo Lima	Paulo Lima		Ford GT40	GTP & SC	1	14	14	14
269	Olivier Muytjens	Grégoire Audi	<u>Olivier Muytjens</u>	Shelby Cobra Daytona	H-1965	15	15	1	1
5	Paulo Lima	Paulo Lima		Ford GT40	GTP & SC	16	26	11	25





# Circuito de Madrid Jarama - RACE

## Iberian Historic Endurance

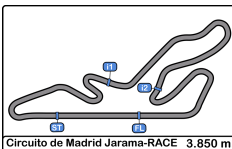
### Race - 2

#### 5 Mejores Tiempos



Cl	Nº Team	Driver - 1	Driver - 2	Vehicle	Cat	Cl	Best 1		Best 2		Best 3		Best 4		Best 5		
							Time	Lap	Time	Lap	Time	Lap	Time	Lap	Time	Lap	
1	5	Paulo Lima	Paulo Lima	Ford GT40	GTP & SC	1	1:49.830	2	1:50.268	3	1:50.538	10	1:50.643	7	1:50.666	12	
2	44	Cláudio Vieira	Cláudio Vieira	Porsche 911 3.0 RS	H-1976	1	1:50.930	3	1:51.735	5	1:51.765	4	1:51.903	6	1:51.954	13	
3	123	Bruno Santos	Bruno Santos	Porsche 911 3.0 RS	H-1976	2	1:50.981	2	1:51.501	3	1:51.711	4	1:51.925	19	1:51.940	7	
4	176	AECD	Eduardo Davila Vega	Porsche 911 3.0 RS	H-1976	3	1:51.675	3	1:52.291	7	1:52.684	4	1:53.940	6	1:54.134	2	
5	290	Miguel Lobo	Miguel Lobo	Shelby Cobra Daytona Coupé	INV *	1	1:52.770	7	1:53.051	3	1:53.070	4	1:53.207	14	1:53.568	5	
6	273	Laurent Jaspers	Laurent Jaspers	Jaguar E-Type 63	H-1965	1	1:52.848	4	1:53.007	26	1:53.156	22	1:53.243	11	1:53.370	14	
7	10	Max Huber	Max Huber	Shelby Cobra	H-1965	2	1:52.910	26	1:52.927	9	1:53.051	19	1:53.366	12	1:53.431	8	
8	269	Olivier Muytjens	Grégoire Audi	<u>Olivier Muytjens</u>	Shelby Cobra Daytona	H-1965	3	1:53.150	7	1:53.450	4	1:53.507	3	1:53.655	6	1:53.845	2
9	132	AECD	Juan Alonso Catalá	<u>Jose Antonio Zorrilla</u>	Porsche 911 3.0 RS	H-1976	4	1:55.629	7	1:55.692	6	1:56.057	12	1:56.194	8	1:56.214	2
10	102	Thierry Lafont	Thierry Lafont	<u>Damien Kohler</u>	AC Cobra 289	H-1965	4	1:56.166	21	1:56.437	19	1:56.806	23	1:56.892	20	1:57.120	15
11	75	Carlos Brizido	Carlos Brizido	Porsche 911 3.0 RS	H-1976	5	1:56.991	11	1:57.019	9	1:57.200	3	1:57.245	2	1:57.333	5	
12	7	Clasicos Madrid	José Rueda Ortiz	<u>Pablo Rueda Muñoz</u>	Elva MK7	GTP & SC	2	1:58.282	2	2:00.690	8	2:11.114	6	2:17.091	1	2:25.554	9
13	33	Domingos S. Coutinho	Domingos S. Coutinho	<u>Alcides Petiz</u>	BMW 2800 CS	H-1971	1	1:58.680	9	1:58.727	10	1:59.002	5	1:59.280	4	1:59.508	8
14	337	Piero dal Maso	Piero dal Maso	<u>José Carvalhosa</u>	Porsche 911 2.5 ST	H-1971	2	1:58.970	2	1:59.133	19	1:59.274	5	1:59.311	3	1:59.676	21
15	366	Guillaume Huber	Guillaume Huber	Ford Mustang	H-1965	5	1:59.055	13	1:59.212	22	1:59.671	24	1:59.809	23	1:59.864	19	
16	47	Escuderia Madrid Historicos	Roberto Diaz-Rincon	<u>Jorge Santos</u>	Alfa Romeo 1750 GTAm	H-1971	3	2:02.082	21	2:02.340	17	2:02.640	24	2:02.721	9	2:02.803	20
17	174	António Castro Ortega	António Castro Ortega	<u>Angel Lanchares Alonso</u>	Porsche 2.5 ST	H-1971	4	2:02.109	3	2:03.169	16	2:03.171	4	2:03.252	5	2:03.260	22
18	55	Paul Daniels	Paul Daniels	<u>Markus Palttala</u>	Porsche 911 2.8 RSR	H-1976	6	2:02.585	9	2:04.696	4	2:05.084	6	2:05.172	8	2:05.328	10
19	367	Ralf Huber	Ralf Huber	Bizzarrini 5300 GT	H-1965	6	2:03.130	21	2:04.274	22	2:04.392	16	2:05.145	7	2:05.290	10	
20	153	AECD	Manuel Gonzalez de la Torre	Porsche 914/6	H-1971	5	2:03.156	17	2:03.435	21	2:03.451	18	2:04.015	10	2:04.397	11	
21	34	Carlos M. Santos	Carlos M. Santos	<u>Carlos A. Santos</u>	Ford Escort RS 2000	H-1976	7	2:03.625	19	2:03.634	21	2:03.698	15	2:03.946	20	2:04.107	12
22	1	AECD	Francisco Freitas	<u>Guillermo Velasco Baisse</u>	Porsche 356 SC	H-1965	7	2:03.717	5	2:04.117	10	2:04.335	9	2:04.500	8	2:04.926	6
23	28	P-A Forsvall	P-A Forsvall	Lotus Elan	H-1965	8	2:03.891	10	2:05.054	6	2:06.362	4	2:06.489	7	2:06.976	9	
24	327	Nuno Nunes	Nuno Nunes	<u>Piero dal Maso</u>	Porsche 911 SWB	GDS	1	2:05.058	21	2:05.597	6	2:05.723	16	2:05.835	8	2:05.835	18
25	138	Sydney Beynat	Sydney Beynat	<u>Alexandre Bouchon</u>	Alfa Romeo GT Am	H-1971	6	2:06.488	12	2:06.852	22	2:07.175	16	2:07.330	20	2:07.404	11
26	216	Jorge Guimarães	Jorge Guimarães	Volvo 121	H-1971	7	2:07.763	23	2:08.154	5	2:08.229	16	2:08.358	17	2:08.477	2	
27	165	Fabrice Bernollin	Fabrice Bernollin	Shelby Daytona Cobra 4700	H-1965	9	2:10.245	15	2:10.373	19	2:10.385	17	2:11.178	14	2:11.916	20	
28	158	Martin Aubert	Martin Aubert	<u>Adam Bruzas</u>	Lotus Elite	GDS	2	2:11.698	7	2:13.331	8	2:13.990	6	2:14.157	5	2:14.213	4
29	23	Vincent Tourneur	Vincent Tourneur	Porsche 911 SWB	GDS	3	2:12.027	2	2:13.363	4	2:13.680	3	2:14.621	7	2:14.770	6	
30	221	Alberto Velez-Grilo	Alberto Velez-Grilo	<u>Tomaz Velez-Grilo</u>	BMW 1800 TISA	GDS	4	2:13.999	2	2:29.903	1	2:35.124	3				
31	83	Bruno Duarte	Bruno Duarte	<u>Filipe Silva Jesus</u>	Porsche 911 RS 3.0	H-1976	8	2:20.696	1								
32	82	Fabiano Vivacqua	Fabiano Vivacqua	Porsche 356 B	H-1965	10	2:21.916	20	2:22.569	2	2:22.711	3	2:24.312	9	2:24.407	15	
33	107	Luis Delso Heras	Javier Garcia Revenga	<u>Roberto López Garcia</u>	Alfa Romeo Giulietta	GDS	5	2:26.417	2	2:28.356	8	2:29.236	7	2:30.207	3	2:32.968	5





# Circuito de Madrid Jarama - RACE

## Iberian Historic Endurance

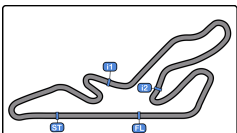
### Race - 2

#### 5 Mejores Velocidades



Cl	Nº Team	Driver - 1	Driver - 2	Vehicle	Cat	Cl	Top 1		Top 2		Top 3		Top 4		Top 5		Avg	
							Km/h	Lap	Km/h	Lap	Km/h	Lap	Km/h	Lap	Km/h	Lap		
1	44	Cláudio Vieira	Cláudio Vieira	Porsche 911 3.0 RS	H-1976	1	215.1	2	213.0	3	212.5	9	210.5	20	209.3	13	212.1	
2	176	AECD	Eduardo Davila Vega	Porsche 911 3.0 RS	H-1976	2	215.1	2	203.7	7	200.7	8	200.3	4	197.8	6	203.5	
3	123	Bruno Santos	Bruno Santos	Porsche 911 3.0 RS	H-1976	3	213.8	10	212.1	4	210.5	2	208.8	8	208.4	3	210.7	
4	75	Carlos Brizido	Carlos Brizido	Porsche 911 3.0 RS	H-1976	4	209.7	9	199.2	7	198.1	2	197.0	17	195.6	25	199.9	
5	290	Miguel Lobo	Miguel Lobo	Shelby Cobra Daytona Coupé	INV *	1	203.7	20	202.2	21	201.1	18	200.7	7	200.7	16	201.7	
6	132	AECD	Juan Alonso Catalá	<u>Jose Antonio Zorrilla</u>	Porsche 911 3.0 RS	H-1976	5	202.2	10	200.3	6	200.3	8	198.8	11	198.5	5	200.0
7	269	Olivier Muytjens	Grégoire Audi	<u>Olivier Muytjens</u>	Shelby Cobra Daytona	H-1965	1	202.2	8	199.2	7	196.7	6	196.3	3	195.6	11	198.0
8	273	Laurent Jaspers	Laurent Jaspers	Jaguar E-Type 63	H-1965	2	201.8	3	201.1	14	199.2	2	198.5	26	198.1	4	199.7	
9	10	Max Huber	Max Huber	Shelby Cobra	H-1965	3	194.2	21	192.5	7	192.1	14	191.1	10	189.8	9	191.9	
10	337	Piero dal Maso	Piero dal Maso	<u>José Carvalhosa</u>	Porsche 911 2.5 ST	H-1971	1	192.8	17	190.4	2	190.4	3	188.4	19	186.5	18	189.7
11	174	António Castro Ortega	António Castro Ortega	<u>Angel Lanchares Alonso</u>	Porsche 2.5 ST	H-1971	2	191.1	22	185.2	17	184.6	23	183.0	18	182.1	13	185.2
12	55	Paul Daniels	Paul Daniels	<u>Markus Palttala</u>	Porsche 911 2.8 RSR	H-1976	6	188.8	3	187.5	5	185.8	4	184.3	9	183.9	2	186.0
13	7	Clasicos Madrid	José Rueda Ortiz	<u>Pablo Rueda Muñoz</u>	Elva MK7	GTP & SC	1	187.5	3	181.2	8	176.7	4	174.1	2	167.9	9	177.5
14	5	Paulo Lima	Paulo Lima	Ford GT40	GTP & SC	2	187.1	8	186.8	16	186.2	5	185.8	7	185.8	18	186.4	
15	102	Thierry Lafont	Thierry Lafont	<u>Damien Kohler</u>	AC Cobra 289	H-1965	4	186.2	9	182.4	19	181.8	20	181.5	14	180.0	10	182.3
16	366	Guillaume Huber	Guillaume Huber	Ford Mustang	H-1965	5	185.5	14	184.9	17	184.6	22	184.3	19	183.6	13	184.6	
17	327	Nuno Nunes	Nuno Nunes	<u>Piero dal Maso</u>	Porsche 911 SWB	GDS	1	184.3	18	183.9	6	183.9	15	183.6	10	183.6	16	183.9
18	153	AECD	Manuel Gonzalez de la Torre	Porsche 914/6	H-1971	3	183.9	22	182.1	21	179.7	23	176.4	3	175.3	20	179.5	
19	47	Escuderia Madrid Historicos	Roberto Diaz-Rincon	<u>Jorge Santos</u>	Alfa Romeo 1750 GTAm	H-1971	4	183.6	15	181.5	14	179.4	19	176.4	17	176.1	16	179.4
20	33	Domingos S. Coutinho	Domingos S. Coutinho	<u>Alcides Petiz</u>	BMW 2800 CS	H-1971	5	183.3	6	180.6	10	179.1	8	178.2	7	177.3	11	179.7
21	1	AECD	Francisco Freitas	<u>Guillermo Velasco Baisse</u>	Porsche 356 SC	H-1965	6	183.0	9	181.8	10	181.5	11	180.9	5	180.6	6	181.5
22	23	Vincent Tourneur	Vincent Tourneur	Porsche 911 SWB	GDS	2	182.1	2	179.4	3	177.3	5	172.8	6	171.1	7	176.5	
23	216	Jorge Guimarães	Jorge Guimarães	Volvo 121	H-1971	6	182.1	3	181.2	17	180.9	7	180.3	2	179.4	20	180.7	
24	34	Carlos M. Santos	Carlos M. Santos	<u>Carlos A. Santos</u>	Ford Escort RS 2000	H-1976	7	180.0	11	179.1	21	178.8	14	178.5	12	178.5	13	178.9
25	28	P-A Forsvall	P-A Forsvall	Lotus Elan	H-1965	7	176.4	10	173.3	4	171.7	6	168.4	2	166.9	8	171.3	
26	367	Ralf Huber	Ralf Huber	Bizzarrini 5300 GT	H-1965	8	175.8	8	175.0	22	170.3	18	170.0	2	169.8	6	172.2	
27	138	Sydney Beynat	Sydney Beynat	<u>Alexandre Bouchon</u>	Alfa Romeo GT Am	H-1971	7	173.9	22	172.5	19	171.4	21	170.0	17	169.8	14	171.5
28	221	Alberto Velez-Grilo	Alberto Velez-Grilo	<u>Tomaz Velez-Grilo</u>	BMW 1800 TiSA	GDS	3	173.3	2	163.3	3	140.2	1				159.0	
29	165	Fabrice Bernollin	Fabrice Bernollin	Shelby Daytona Cobra 4700	H-1965	9	172.8	15	172.2	20	168.7	21	167.7	17	166.4	13	169.5	
30	158	Martin Aubert	Martin Aubert	<u>Adam Bruzas</u>	Lotus Elite	GDS	4	170.8	5	169.2	10	167.1	2	167.1	9	165.3	7	167.9
31	82	Fabiano Vivacqua	Fabiano Vivacqua	Porsche 356 B	H-1965	10	164.6	19	162.8	20	162.4	2	160.7	18	159.2	6	161.9	
32	83	Bruno Duarte	Bruno Duarte	<u>Filipe Silva Jesus</u>	Porsche 911 RS 3.0	H-1976	8	156.5	1								156.5	
33	107	Luis Delso Heras	Javier Garcia Revenga	<u>Roberto López Garcia</u>	Alfa Romeo Giulietta	GDS	5	151.0	15	150.8	2	144.1	3	143.2	13	143.0	11	146.4





Circuito de Madrid Jarama-RACE 3.850 m.

# Circuito de Madrid Jarama - RACE

## Iberian Historic Endurance

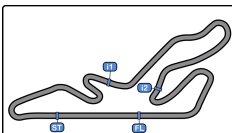
### Race - 2

#### Secuencia Vueltas Rápidas



Lap	Day Time	Session Time	Nº Team	Driver - 1	Driver - 2	Vehicle	Cat	Time	Km/h
2	14:24:26.359	3:43.359	5 Paulo Lima	Paulo Lima		Ford GT40	GTP & S	1:49.830	126.1





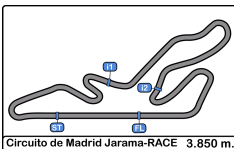
**Circuito de Madrid Jarama - RACE**  
**Iberian Historic Endurance**  
**Race - 2**  
**Mejor Máxima Velocidad del Evento**



Nº	Team	Driver - 1	Driver - 2	Vehicle	Cat	Km/h	Session
123	Bruno Santos	Bruno Santos		Porsche 911 3.0 RS	H-1976	221.7	Qualifying
176	AECD	Eduardo Davila Vega		Porsche 911 3.0 RS	H-1976	219.9	Qualifying
269	Olivier Muytjens	Grégoire Audi	Olivier Muytjens	Shelby Cobra Daytona	H-1965	217.3	Qualifying
44	Cláudio Vieira	Cláudio Vieira		Porsche 911 3.0 RS	H-1976	215.1	Race - 2
290	Miguel Lobo	Miguel Lobo		Shelby Cobra Daytona Coupé	INV *	210.1	Race - 1
273	Laurent Jaspers	Laurent Jaspers		Jaguar E-Type 63	H-1965	209.7	Qualifying
83	Bruno Duarte	Bruno Duarte	Filipe Silva Jesus	Porsche 911 RS 3.0	H-1976	209.7	Race - 1
75	Carlos Brizido	Carlos Brizido		Porsche 911 3.0 RS	H-1976	209.7	Race - 2
132	AECD	Juan Alonso Catalá	Jose Antonio Zorrilla	Porsche 911 3.0 RS	H-1976	207.6	Race - 1
366	Guillaume Huber	Guillaume Huber		Ford Mustang	H-1965	203.7	Test Colectivo
5	Paulo Lima	Paulo Lima		Ford GT40	GTP & SC	203.7	Qualifying
337	Piero dal Maso	Piero dal Maso	José Carvalhosa	Porsche 911 2.5 ST	H-1971	200.0	Race - 1
102	Thierry Lafont	Thierry Lafont	Damien Kohler	AC Cobra 289	H-1965	197.4	Test Colectivo
146	Xavier Rascagneres	Xavier Rascagneres	Jérôme Peyrat	Lotus 23B	GTP & SC	196.0	Test Colectivo
10	Max Huber	Max Huber		Shelby Cobra	H-1965	194.2	Race - 2
33	Domingos S. Coutinho	Domingos S. Coutinho	Alcides Petiz	BMW 2800 CS	H-1971	193.5	Race - 1
174	António Castro Ortega	António Castro Ortega	Angel Lanchares Alonso	Porsche 2.5 ST	H-1971	191.1	Race - 2
7	Clasicos Madrid	José Rueda Ortiz	Pablo Rueda Muñoz	Elva MK7	GTP & SC	190.1	Race - 1
55	Paul Daniels	Paul Daniels	Markus Palttala	Porsche 911 2.8 RSR	H-1976	188.8	Race - 2
28	P-A Forsvall	P-A Forsvall		Lotus Elan	H-1965	188.1	Test Colectivo
327	Nuno Nunes	Nuno Nunes	Piero dal Maso	Porsche 911 SWB	GDS	188.1	Race - 1
23	Vincent Tourneur	Vincent Tourneur		Porsche 911 SWB	GDS	187.8	Qualifying
47	Escuderia Madrid Historicos	Roberto Díaz-Rincon	Jorge Santos	Alfa Romeo 1750 GTAm	H-1971	186.2	Race - 1
153	AECD	Manuel Gonzalez de la Torre		Porsche 914/6	H-1971	185.8	Qualifying
1	AECD	Francisco Freitas	Guillermo Velasco Baisse	Porsche 356 SC	H-1965	184.6	Race - 1
216	Jorge Guimarães	Jorge Guimarães		Volvo 121	H-1971	182.1	Race - 2
34	Carlos M. Santos	Carlos M. Santos	Carlos A. Santos	Ford Escort RS 2000	H-1976	180.3	Qualifying
67	Jerome Quiot	Jerome Quiot		Lotus Cortina	GDS	180.0	Qualifying
367	Ralf Huber	Ralf Huber		Bizzarrini 5300 GT	H-1965	177.3	Test Colectivo
138	Sydney Beynat	Sydney Beynat	Alexandre Bouchon	Alfa Romeo GT Am	H-1971	176.4	Race - 1
165	Fabrice Bernollin	Fabrice Bernollin		Shelby Daytona Cobra 4700	H-1965	174.4	Race - 1
545	François Guerin	François Guerin		BMW 1600 ti	H-1971	174.1	Qualifying
16	Damien Kohler	Damien Kohler		Lotus Elan	H-1965	173.9	Qualifying
158	Martin Aubert	Martin Aubert	Adam Bruzas	Lotus Elite	GDS	173.9	Qualifying
221	Alberto Velez-Grilo	Alberto Velez-Grilo	Tomaz Velez-Grilo	BMW 1800 TISA	GDS	173.3	Race - 2
157	Escuderia Clasicos Alcalá	Alfonso García Casares	Ildefonso García Lopez	Porsche 911 S/T	H-1971	171.7	Test Colectivo
51	Jorge Santos	Jorge Santos	Alcides Petiz	Alfa Romeo GTAm	H-1971	169.2	Test Colectivo
82	Fabiano Vivacqua	Fabiano Vivacqua		Porsche 356 B	H-1965	164.6	Race - 2







### Circuito de Madrid Jarama - RACE

### Iberian Historic Endurance

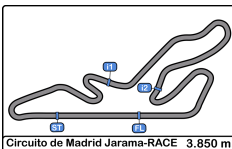
### Race - 2

### Mejor Máxima Velocidad del Evento



<u>Nº</u>	<u>Team</u>	<u>Driver - 1</u>	<u>Driver - 2</u>	<u>Vehicle</u>	<u>Cat</u>	<u>Km/h</u>	<u>Session</u>
107	Luis Delso Heras	Javier Garcia Revenga	Roberto López Garcia	Alfa Romeo Giulietta	GDS	151.0	Race - 2





Circuito de Madrid Jarama - RACE

Iberian Historic Endurance

Race - 2

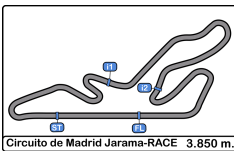
Cuentavueltas



LAP

Nr	Po	Grid	1	2	3	4	5	6	7	8	9	10	11	12	13	14	15	16	17	18	19	20	21	22	23	24	25	26
5	1	5	5	5	5	5	5	5	5	5	5	5	5	5	5	269	5	5	5	5	5	5	5	5	5	5	5	5
123	2	123	123	123	123	123	123	123	123	123	123	44	44	44	44	44	5	44	44	123	123	123	123	123	123	123	123	123
176	3	176	176	44	44	44	44	44	44	44	44	123	123	123	123	44	123	123	44	44	44	44	44	44	44	44	44	44
44	4	44	44	176	176	176	176	176	176	176	273	273	273	269	269	269	123	273	273	273	273	273	273	273	273	273	290	290
290	5	290	273	273	273	273	273	273	273	273	269	269	269	273	10	10	273	290	290	290	290	290	290	290	290	290	10	10
273	6	273	269	269	269	269	269	269	269	269	290	290	290	10	132	132	290	269	269	10	10	10	10	10	10	10	273	273
269	7	269	290	290	290	290	290	290	290	290	176	10	10	132	75	273	10	10	10	269	269	269	269	269	269	269	269	269
83	8	83	75	75	75	75	10	10	10	10	10	176	132	75	273	290	75	75	75	75	75	75	75	75	75	75	75	75
75	9	75	337	337	337	10	75	75	75	132	132	132	75	290	290	75	132	132	132	132	132	132	132	132	132	132	132	132
337	10	337	132	132	10	132	132	132	132	75	75	75	337	153	337	337	337	337	337	337	337	337	337	337	337	337	337	337
28	11	28	28	10	132	337	337	337	337	337	337	33	337	366	366	366	366	366	366	102	102	102	102	102	102	102	102	102
366	12	366	367	7	174	33	33	33	33	33	33	33	153	366	102	102	102	102	102	366	366	366	366	366	366	366	366	366
367	13	367	174	174	33	174	174	174	174	174	102	102	55	33	33	33	33	174	174	174	174	174	174	174	174	174	174	174
327	14	327	102	367	367	102	102	102	102	102	366	366	28	102	174	174	174	47	47	47	47	47	47	47	47	47	47	47
47	15	47	10	102	102	367	366	366	366	366	174	174	367	55	47	47	47	33	367	367	367	367	367	367	367	367	367	367
132	16	132	366	33	366	366	47	47	47	367	55	55	366	174	367	367	367	367	327	327	327	327	327	327	153	153	153	
102	17	102	7	28	28	47	367	367	367	55	367	367	102	47	327	327	327	327	153	153	153	153	153	153	327	327	327	
153	18	153	153	366	47	28	28	28	28	28	28	28	174	367	55	153	153	153	34	34	34	34	34	34	34	34	34	34
174	19	174	47	153	153	153	153	153	153	153	153	153	47	327	153	216	216	216	216	216	216	216	216	216	216	216	216	216
55	20	55	33	47	327	55	55	55	55	327	327	327	327	216	216	34	34	34	23	138	138	138	138	138	138	138	138	138
165	21	165	327	327	55	327	327	327	327	47	47	47	1	34	34	23	23	23	138	23	23	165	165	165	165	165	165	165
34	22	34	1	1	216	216	216	216	216	216	216	216	23	23	1	1	138	165	165	165	23	23	23	23	23	23	23	23
23	23	23	83	55	7	23	23	23	23	34	34	23	34	1	1	165	138	165	1	1	1	1	1	1	1	1	1	1
138	24	138	55	216	23	34	34	34	34	23	23	165	158	165	165	138	165	1	158	158	158	158	158	158	158	158	158	158
221	25	221	216	23	1	165	165	165	165	165	165	1	23	138	138	158	158	158	82	82	82	82	82	82	82	82	82	82
158	26	158	23	221	34	7	82	82	1	1	1	34	165	158	158	82	82	82	107	107	107	107	107	107	107	107	107	107
216	27	216	221	34	165	82	138	138	82	82	82	158	138	82	82	107	107	107										
1	28	1	158	165	221	138	107	1	138	158	158	82	82	107	107													
82	29	82	165	82	82	107	1	158	158	138	138	138	107															





# Circuito de Madrid Jarama - RACE

## Iberian Historic Endurance

### Race - 2

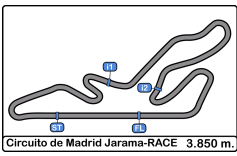
#### Cuentavueltas



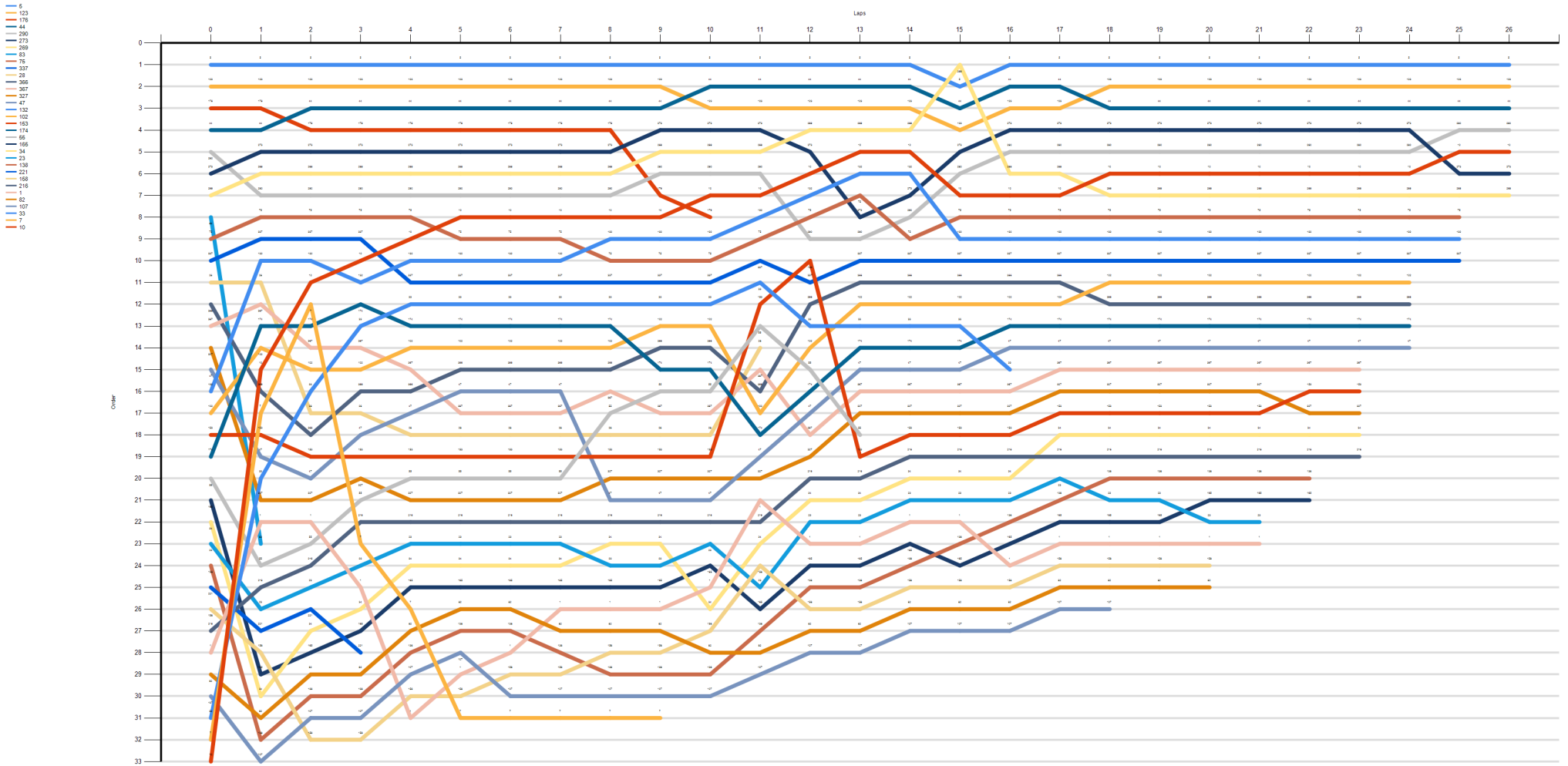
#### LAP

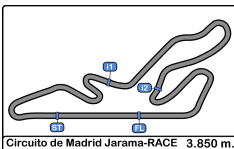
Nr	Po	Grid	1	2	3	4	5	6	7	8	9	10	11	12	13	14	15	16	17	18	19	20	21	22	23	24	25	26
107	<b>30</b>	107	34	138	138	158	158	107	107	107	107	107																
33	<b>31</b>	33	82	107	107	1	7	7	7	7	7																	
7	<b>32</b>	7	138	158	158																							
10	<b>33</b>	10	107																									





**Circuito de Madrid Jarama - RACE**  
**Iberian Historic Endurance**  
**Race - 2**  
**Cuentavueltas Gráfico**





# Circuito de Madrid Jarama - RACE

## Iberian Historic Endurance

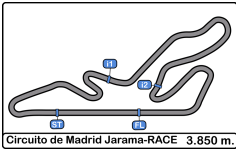
### Race - 2

#### Tiempos Parada en Pit



Ord	Nr.	In Day Time	Team	Driver - 1	Driver - 2	Vehicle	Cat	In Time	Stop Nº	Pit Time	Handicap	Diff.
1	34	14:41:04.228	Carlos M. Santos	Carlos M. Santos	<u>Carlos A. Santos</u>	Ford Escort RS 2000	H-197	20:21.635	1	1:40.500	1:24	
2	102	14:41:33.992	Thierry Lafont	Thierry Lafont	<u>Damien Kohler</u>	AC Cobra 289	H-196	20:51.399	1	1:51.699	1:29	
3	366	14:41:36.184	Guillaume Huber	Guillaume Huber		Ford Mustang	H-196	20:53.591	1	1:33.615	1:29	
4	174	14:41:45.101	António Castro Ortega	António Castro Ortega	<u>Angel Lanchares Alonso</u>	Porsche 2.5 ST	H-197	21:02.508	1	1:42.826	1:24	
5	290	14:41:50.109	Miguel Lobo	Miguel Lobo		Shelby Cobra Daytona Coupé	INV *	21:07.516	1	1:31.148	1:29	
6	327	14:42:07.406	Nuno Nunes	Nuno Nunes	<u>Piero dal Maso</u>	Porsche 911 SWB	GDS	21:24.813	1	1:35.139	1:24	
7	47	14:42:08.381	Escuderia Madrid Historicos	Roberto Diaz-Rincon	<u>Jorge Santos</u>	Alfa Romeo 1750 GTAm	H-197	21:25.788	1	1:28.601	1:24	
8	216	14:42:36.714	Jorge Guimarães	Jorge Guimarães		Volvo 121	H-197	21:54.121	1	1:40.062	1:29	
9	337	14:42:52.687	Piero dal Maso	Piero dal Maso	<u>José Carvalhosa</u>	Porsche 911 2.5 ST	H-197	22:10.094	1	1:33.052	1:24	
10	33	14:43:03.477	Domingos S. Coutinho	Domingos S. Coutinho	<u>Alcides Petiz</u>	BMW 2800 CS	H-197	22:20.884	1	2:01.539	1:24	
11	138	14:43:13.405	Sydney Beynat	Sydney Beynat	<u>Alexandre Bouchon</u>	Alfa Romeo GT Am	H-197	22:30.812	1	1:31.114	1:24	
12	23	14:43:34.785	Vincent Tourneur	Vincent Tourneur		Porsche 911 SWB	GDS	22:52.192	1	1:39.612	1:29	
13	273	14:43:38.811	Laurent Jaspers	Laurent Jaspers		Jaguar E-Type 63	H-196	22:56.218	1	1:28.682	1:29	-0.318
14	165	14:43:50.752	Fabrice Bernollin	Fabrice Bernollin		Shelby Daytona Cobra 4700	H-196	23:08.159	1	2:37.113	1:29	
15	107	14:43:54.019	Luis Delso Heras	Javier Garcia Revenga	<u>Roberto López Garcia</u>	Alfa Romeo Giulietta	GDS	23:11.426	1	2:25.792	1:24	
16	55	14:44:02.700	Paul Daniels	Paul Daniels	<u>Markus Palttala</u>	Porsche 911 2.8 RSR	H-197	23:20.107	1	1:33.423	1:24	
17	367	14:44:12.344	Ralf Huber	Ralf Huber		Bizzarrini 5300 GT	H-196	23:29.751	1	1:33.454	1:29	
18	82	14:45:18.873	Fabiano Vivacqua	Fabiano Vivacqua		Porsche 356 B	H-196	24:36.280	1	1:43.494	1:29	
19	153	14:46:11.038	AECD	Manuel Gonzalez de la Torre		Porsche 914/6	H-197	25:28.445	1	1:53.144	1:29	
20	1	14:46:15.313	AECD	Francisco Freitas	<u>Guillermo Velasco Baisse</u>	Porsche 356 SC	H-196	25:32.720	2	1:52.125	1:24	
21	75	14:46:21.742	Carlos Brizido	Carlos Brizido		Porsche 911 3.0 RS	H-197	25:39.149	1	1:34.996	1:29	
22	5	14:46:43.454	Paulo Lima	Paulo Lima		Ford GT40	GTP	26:00.861	1	1:31.295	1:29	
23	44	14:47:13.196	Cláudio Vieira	Cláudio Vieira		Porsche 911 3.0 RS	H-197	26:30.603	1	1:30.038	1:29	
24	123	14:47:14.855	Bruno Santos	Bruno Santos		Porsche 911 3.0 RS	H-197	26:32.262	1	1:29.110	1:29	
25	158	14:47:26.160	Martin Aubert	Martin Aubert	<u>Adam Bruzas</u>	Lotus Elite	GDS	26:43.567	2	1:43.491	1:24	
26	10	14:47:43.780	Max Huber	Max Huber		Shelby Cobra	H-196	27:01.187	1	1:30.669	1:29	
27	132	14:48:13.464	AECD	Juan Alonso Catalá	<u>Jose Antonio Zorrilla</u>	Porsche 911 3.0 RS	H-197	27:30.871	1	1:35.244	1:24	
28	7	14:48:23.719	Clasicos Madrid	José Rueda Ortiz	<u>Pablo Rueda Muñoz</u>	Elva MK7	GTP	27:41.126	2	3:17.879	1:24	
29	269	14:49:28.779	Olivier Muytjens	Grégoire Audi	<u>Olivier Muytjens</u>	Shelby Cobra Daytona	H-196	28:46.186	1	1:30.156	1:24	
30	273	15:07:54.391	Laurent Jaspers	Laurent Jaspers		Jaguar E-Type 63	H-196	47:11.798	2	26.472	1:29	-2.528

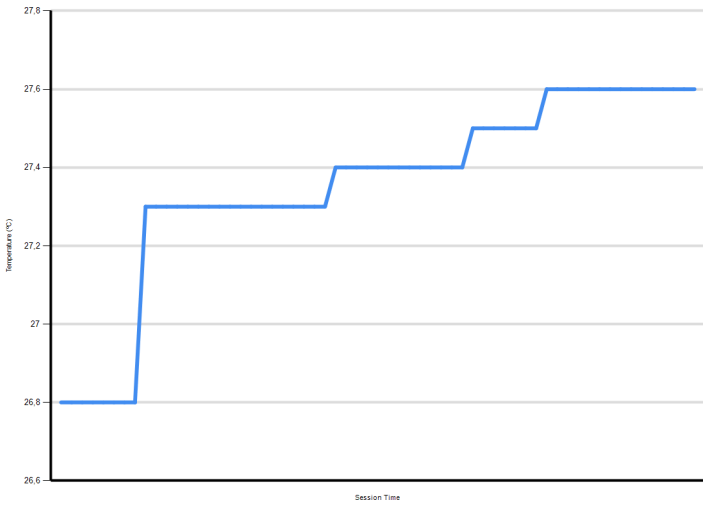




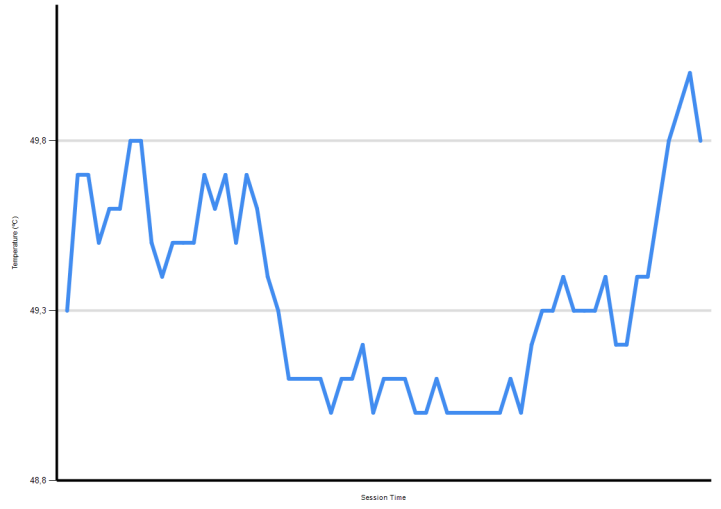
**Circuito de Madrid Jarama - RACE**  
**Iberian Historic Endurance**  
**Race - 2**  
**Informe Meteorológico**



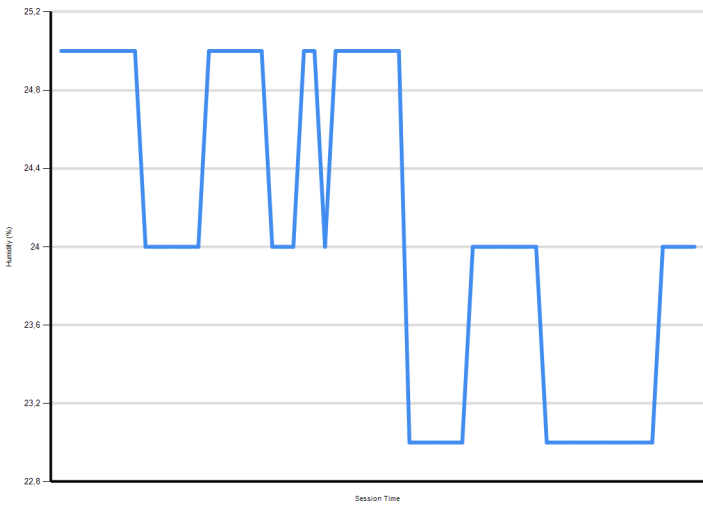
Air Temperature




Track Temperature



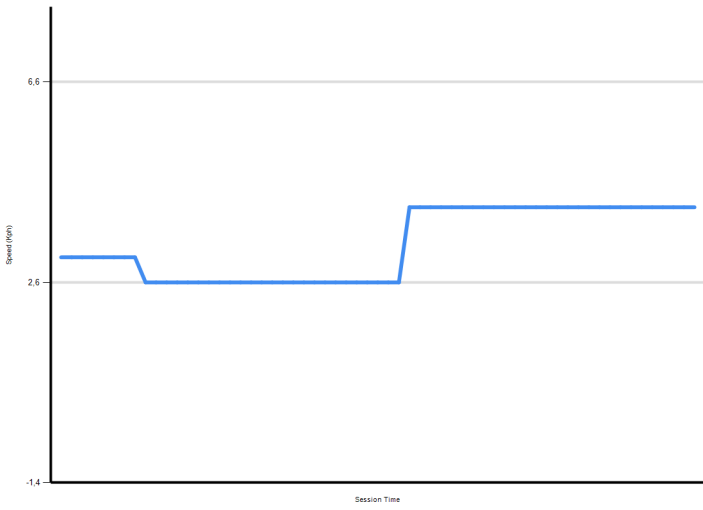
Humidity



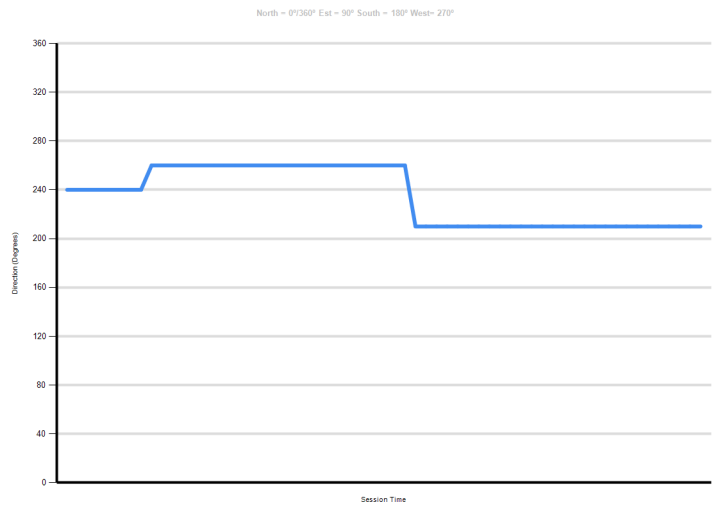
Pressure

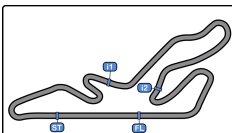


Wind Speed



Wind direction





# Circuito de Madrid Jarama - RACE

## Iberian Historic Endurance

### Race - 2

#### Resultados Finales



Cls	Nº	Team	Driver - 1	Driver - 2	Vehicle	Cat	Cl	Laps	Total Time	Gap	Interval	Km/h	Best	Time	Km/h
1	5	Paulo Lima	Paulo Lima		Ford GT40	GTP & SC	1	26	50:01.396			120.0	2	1:49.830	126.1
2	123	Bruno Santos	Bruno Santos		Porsche 911 3.0 RS	H-1976	1	26	50:45.022	43.626	43.626	118.3	2	1:50.981	124.8
3	44	Cláudio Vieira	Cláudio Vieira		Porsche 911 3.0 RS	H-1976	2	26	50:45.382	43.986	0.360	118.3	3	1:50.930	124.9
4	290	Miguel Lobo	Miguel Lobo		Shelby Cobra Daytona Coupé	INV *	1	26	51:16.077	1:14.681	30.695	117.1	7	1:52.770	122.9
5	10	Max Huber	Max Huber		Shelby Cobra	H-1965	1	26	51:17.449	1:16.053	1.372	117.0	26	1:52.910	122.7
6	273	Laurent Jaspers	Laurent Jaspers		Jaguar E-Type 63	H-1965	2	26	51:20.705	1:19.309	3.256	116.9	4	1:52.848	122.8
7	269	Olivier Muytjens	Grégoire Audi	<u>Olivier Muytjens</u>	Shelby Cobra Daytona	H-1965	3	26	51:37.404	1:36.008	16.699	116.3	7	1:53.150	122.4
8	75	Carlos Brizido	Carlos Brizido		Porsche 911 3.0 RS	H-1976	3	25	50:55.335	1 Vta.	1 Vta.	113.4	11	1:56.991	118.4
9	132	AECD	Juan Alonso Catalá	<u>Jose Antonio Zorrilla</u>	Porsche 911 3.0 RS	H-1976	4	25	51:27.756	1 Vta.	32.421	112.2	7	1:55.629	119.8
10	337	Piero dal Maso	Piero dal Maso	<u>José Carvalhosa</u>	Porsche 911 2.5 ST	H-1971	1	25	51:54.899	1 Vta.	27.143	111.2	2	1:58.970	116.4
11	102	Thierry Lafont	Thierry Lafont	<u>Damien Kohler</u>	AC Cobra 289	H-1965	4	24	50:28.718	2 Vtas.	1 Vta.	109.8	21	1:56.166	119.3
12	366	Guillaume Huber	Guillaume Huber		Ford Mustang	H-1965	5	24	50:34.747	2 Vtas.	6.029	109.6	13	1:59.055	116.4
13	174	António Castro Ortega	António Castro Ortega	<u>Angel Lanchares Alonso</u>	Porsche 2.5 ST	H-1971	2	24	51:53.778	2 Vtas.	1:19.031	106.8	3	2:02.109	113.5
14	47	Escudería Madrid Historicos	Roberto Díaz-Rincon	<u>Jorge Santos</u>	Alfa Romeo 1750 GTAm	H-1971	3	24	51:54.356	2 Vtas.	0.578	106.8	21	2:02.082	113.5
15	367	Ralf Huber	Ralf Huber		Bizzarrini 5300 GT	H-1965	6	23	50:12.041	3 Vtas.	1 Vta.	105.8	21	2:03.130	112.5
16	153	AECD	Manuel Gonzalez de la Torre		Porsche 914/6	H-1971	4	23	50:17.835	3 Vtas.	5.794	105.6	17	2:03.156	112.5
17	327	Nuno Nunes	Nuno Nunes	<u>Piero dal Maso</u>	Porsche 911 SWB	GDS	1	23	50:18.641	3 Vtas.	0.806	105.6	21	2:05.058	110.8
18	34	Carlos M. Santos	Carlos M. Santos	<u>Carlos A. Santos</u>	Ford Escort RS 2000	H-1976	5	23	51:05.299	3 Vtas.	46.658	103.9	19	2:03.625	112.1
19	216	Jorge Guimarães	Jorge Guimarães		Volvo 121	H-1971	5	23	51:40.827	3 Vtas.	35.528	102.8	23	2:07.763	108.4
20	138	Sydney Beynat	Sydney Beynat	<u>Alexandre Bouchon</u>	Alfa Romeo GT Am	H-1971	6	22	51:37.672	4 Vtas.	1 Vta.	98.4	12	2:06.488	109.5
21	165	Fabrice Bernollin	Fabrice Bernollin		Shelby Daytona Cobra 4700	H-1965	7	22	52:09.825	4 Vtas.	32.153	97.4	15	2:10.245	106.4
22	23	Vincent Tourneur	Vincent Tourneur		Porsche 911 SWB	GDS	2	21	50:11.545	5 Vtas.	1 Vta.	96.6	2	2:12.027	104.9
23	1	AECD	Francisco Freitas	<u>Guillermo Velasco Baisse</u>	Porsche 356 SC	H-1965	8	21	50:36.678	5 Vtas.	25.133	95.8	5	2:03.717	112.0
24	158	Martin Aubert	Martin Aubert	<u>Adam Bruzas</u>	Lotus Elite	GDS	3	20	50:04.089	6 Vtas.	1 Vta.	92.2	7	2:11.698	105.2
25	82	Fabiano Vivacqua	Fabiano Vivacqua		Porsche 356 B	H-1965	9	20	50:41.796	6 Vtas.	37.707	91.1	20	2:21.916	97.6

Not classified: (Requirements: 75% of number laps of leader = 20 Laps)

107	Luis Delso Heras	Javier Garcia Revenga	<u>Roberto López Garcia</u>	Alfa Romeo Giulietta	GDS	4	18	50:19.234	8 Vtas.	2 Vtas.	82.6	2	2:26.417	94.6
33	Domingos S. Coutinho	Domingos S. Coutinho	<u>Alcides Petiz</u>	BMW 2800 CS	H-1971	7	16	35:23.729	10 Vtas.	2 Vtas.	104.4	9	1:58.680	116.7
55	Paul Daniels	Paul Daniels	<u>Markus Palttala</u>	Porsche 911 2.8 RSR	H-1976	6	13	29:17.688	13 Vtas.	3 Vtas.	102.5	9	2:02.585	113.0
28	P-A Forsvall	P-A Forsvall		Lotus Elan	H-1965	10	11	23:27.532	15 Vtas.	2 Vtas.	108.3	10	2:03.891	111.8
176	AECD	Eduardo Davila Vega		Porsche 911 3.0 RS	H-1976	7	10	19:33.912	16 Vtas.	1 Vta.	118.0	3	1:51.675	124.1
7	Clasicos Madrid	José Rueda Ortiz	<u>Pablo Rueda Muñoz</u>	Elva MK7	GTP & SC	2	9	37:25.645	17 Vtas.	1 Vta.	55.5	2	1:58.282	117.1
221	Alberto Velez-Grilo	Alberto Velez-Grilo	<u>Tomaz Velez-Grilo</u>	BMW 1800 TiSA	GDS	5	3	7:19.026	23 Vtas.	6 Vtas.	94.7	2	2:13.999	103.4

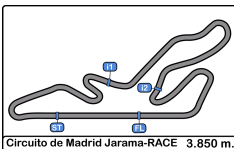
Published at:.....

Track Temp: 49.8 °C Air Temp: 27.6 °C Humidity: 24 % Track Status: SECA

<b>Stewards:</b>	Jerónimo CUERVA	David VICENTE	Ángel LINAJE	<b>Timekeeper:</b> María Jesús GAMAZO JOB-0499-ESP/M
	CD-0819-ESP/M	CD-0680-ESP/M	CD-0082-ESP/M	







# Circuito de Madrid Jarama - RACE

## Iberian Historic Endurance

### Race - 2

#### Resultados Finales



Cls	Nº	Team	Driver - 1	Driver - 2	Vehicle	Cat	Cl	Laps	Total Time	Gap	Interval	Km/h	Best	Time	Km/h
	83	Bruno Duarte	Bruno Duarte	<u>Filipe Silva Jesus</u>	Porsche 911 RS 3.0	H-1976	8	1	<b>2:20.696</b>	25 Vtas.	2 Vtas.	98.5	1	2:20.696	98.5

Vta. Rápida Paulo Lima en 1:49.830 a 126.1 Km/h en la vta. 2

Published at:.....

Track Temp: **49.8 °C** Air Temp: **27.6 °C** Humidity: **24 %** Track Status: **SECA**

<b>Stewards:</b>	Jerónimo CUERVA	David VICENTE	Ángel LINAJE	<b>Timekeeper:</b>  Maria Jesús GAMAZO
	CD-0819-ESP/M	CD-0680-ESP/M	CD-0082-ESP/M	

