



Iberian Supercars (CPV)

Circuito de Madrid Jarama-RACE

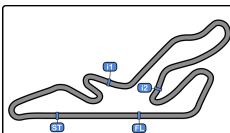
15 y 16 de junio de 2024

Results booklet



Provided by Cronococa S.L.

www.cronococa.com



Circuito de Madrid Jarama - RACE

Iberian Supercars (CPV)

Free Practice

Resultados Provisionales

Circuito de Madrid Jarama-RACE 3.850 m.



Cls	Nº	Team	Driver - 1	Driver - 2	Vehicle	Cat	Cls	Laps	Best	Time	Gap	Interval	Km/h
1	81	Promotion Motorsport	Nerea Marti	Jose Milagros	BMW M4 GT4	GT4 Pro	1	20	9	1:38.478			140.7
2	16	Orlando Batina	Sérgio Azevedo	Orlando Batina	BMW M4 GT4	GT4 Pro	2	17	10	1:39.390	0.912	0.912	139.4
3	36	NM Racing Team	Guillermo Aso	Filip Vava-Atanackovic	Mercedes AMG GT4	GT4 Pro	3	20	18	1:39.392	0.914	0.002	139.4
4	116	NM Racing Team	Alba Cano	Andy Cantu	Mercedes AMG GT4	GT4 Pro	4	17	15	1:39.537	1.059	0.145	139.2
5	115	NM Racing Team	Alberto de Martín	Nil Montserrat	Mercedes AMG GT4	GT4 Bronz	1	21	19	1:39.740	1.262	0.203	138.9
6	48	Motor Club Sabadell	Salvador Tineo	Luis Gonzalez	Mercedes AMG GT4	GT4 Pro	5	22	5	1:40.478	2.000	0.738	137.9
7	40	RACE	Borja Hormigos	Héctor Hernández	BMW M4 GT4	GT4 Bronz	1	22	14	1:41.527	3.049	1.049	136.5
8	37	Tockwith Motorsports	Henrique Cruz	Jemma Moore	Ginetta G55	GTX	1	20	19	1:41.623	3.145	0.096	136.3
9	88	NM Racing Team	Keith Gatehouse	Igor Sorokin	Mercedes AMG GT4	GT4 Am	1	21	7	1:41.705	3.227	0.082	136.2
10	19	Promotion Motorsport	J.M Smörg	Javier Macias	BMW M4 GT4	GT4 Am	2	18	13	1:42.131	3.653	0.426	135.7
11	27	SMC Motorsport	Rafael Muncharaz		McLaren 570S GT4	GT4 Am	3	21	19	1:42.899	4.421	0.768	134.6
12	125	Simon Moore	Tomás Pinto	Simon Moore	Ginetta G50	GTX	2	12	11	1:43.553	5.075	0.654	133.8
13	22	JC Group Racing Team	Gabriela Correia		Mercedes AMG GT4	GT4 Bronz	2	18	14	1:43.601	5.123	0.048	133.7
14	25	Steve Kirton	Steve Kirton	Jonathan Elsworth	Ginetta G55	GTX	3	20	18	1:44.174	5.696	0.573	133.0
15	11	RX Pro Racing	Pedro Herraiz	Samuel Gomez	Hyundai i30 TCR	TCR	1	14	10	1:44.551	6.073	0.377	132.5
16	33	Monteiros Competição	Rui Miritta		Porsche 911 Cup	Cup	1	21	17	1:48.939	10.461	4.388	127.2
17	69	Marcus Fothergill	Dave Benett	Marcus Fothergill	Porsche 911 Cup	Cup	2	14	11	1:49.040	10.562	0.101	127.1
18	23	Filipe Matias	Filipe Matias		Ginetta G40	TC	1	13	11	1:57.823	19.345	8.783	117.6

Published at:.....

Track Temp: 41.5 °C Air Temp: 23.3 °C Humidity: 40 % Track Status: SECA

Race Director:

Ramiro BRITO

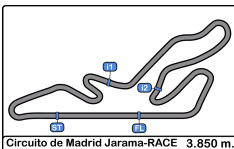
DCI PT24/0086

Timekeeper:

Maria.Jesús GAMAZO

JOB-0499-ESP/M





Circuito de Madrid Jarama - RACE
Iberian Supercars (CPV)
Free Practice
Resultados Provisionales por Categoría



GT4 Pro

Cls	Nº	Team	Driver - 1	Driver - 2	Vehicle	Cat	Cls	Laps	Best	Time	Gap	Interval	Km/h
1	81	Promotion Motorsport	Nerea Marti	Jose Milagros	BMW M4 GT4	GT4 Pro	1	20	9	1:38.478			140.7
2	16	Orlando Batina	Sérgio Azevedo	Orlando Batina	BMW M4 GT4	GT4 Pro	2	17	10	1:39.390	0.912	0.912	139.4
3	36	NM Racing Team	Guillermo Aso	Filip Vava-Atanackovic	Mercedes AMG GT4	GT4 Pro	3	20	18	1:39.392	0.914	0.002	139.4
4	116	NM Racing Team	Alba Cano	Andy Cantu	Mercedes AMG GT4	GT4 Pro	4	17	15	1:39.537	1.059	0.145	139.2
5	48	Motor Club Sabadell	Salvador Tineo	Luis Gonzalez	Mercedes AMG GT4	GT4 Pro	5	22	5	1:40.478	2.000	0.941	137.9

GT4 Bronze

Cls	Nº	Team	Driver - 1	Driver - 2	Vehicle	Cat	Cls	Laps	Best	Time	Gap	Interval	Km/h
1	115	NM Racing Team	Alberto de Martín	Nil Montserrat	Mercedes AMG GT4	GT4 Bronz	1	21	19	1:39.740			138.9
2	22	JC Group Racing Team	Gabriela Correia		Mercedes AMG GT4	GT4 Bronz	2	18	14	1:43.601	3.861	3.861	133.7

GT4 Bronze

Cls	Nº	Team	Driver - 1	Driver - 2	Vehicle	Cat	Cls	Laps	Best	Time	Gap	Interval	Km/h
1	40	RACE	Borja Hormigos	Héctor Hernández	BMW M4 GT4	GT4 Bronz	1	22	14	1:41.527			136.5

GTX

Cls	Nº	Team	Driver - 1	Driver - 2	Vehicle	Cat	Cls	Laps	Best	Time	Gap	Interval	Km/h
1	37	Tockwith Motorsports	Henrique Cruz	Jemma Moore	Ginetta G55	GTX	1	20	19	1:41.623			136.3
2	125	Simon Moore	Tomás Pinto	Simon Moore	Ginetta G50	GTX	2	12	11	1:43.553	1.930	1.930	133.8
3	25	Steve Kirton	Steve Kirton	Jonathan Elsworth	Ginetta G55	GTX	3	20	18	1:44.174	2.551	0.621	133.0

GT4 Am

Cls	Nº	Team	Driver - 1	Driver - 2	Vehicle	Cat	Cls	Laps	Best	Time	Gap	Interval	Km/h
1	88	NM Racing Team	Keith Gatehouse	Igor Sorokin	Mercedes AMG GT4	GT4 Am	1	21	7	1:41.705			136.2
2	19	Promotion Motorsport	J.M Smörg	Javier Macias	BMW M4 GT4	GT4 Am	2	18	13	1:42.131	0.426	0.426	135.7
3	27	SMC Motorsport	Rafael Muncharaz		McLaren 570S GT4	GT4 Am	3	21	19	1:42.899	1.194	0.768	134.6

TCR

Cls	Nº	Team	Driver - 1	Driver - 2	Vehicle	Cat	Cls	Laps	Best	Time	Gap	Interval	Km/h
1	11	RX Pro Racing	Pedro Herraiz	Samuel Gomez	Hyundai i30 TCR	TCR	1	14	10	1:44.551			132.5

Cup

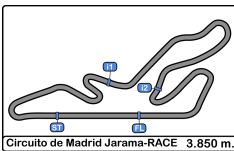
Cls	Nº	Team	Driver - 1	Driver - 2	Vehicle	Cat	Cls	Laps	Best	Time	Gap	Interval	Km/h
1	33	Monteiros Competição	Rui Miritta		Porsche 911 Cup	Cup	1	21	17	1:48.939			127.2

Published at:.....

Track Temp: 41.5 °C Air Temp: 23.3 °C Humidity: 40 % Track Status: SECA

Race Director:	Ramiro BRITO DCI PT24/0086	Timekeeper:	Maria.Jesús GAMAZO JOB-0499-ESP/M
-----------------------	-------------------------------	--------------------	--------------------------------------





Circuito de Madrid Jarama - RACE
Iberian Supercars (CPV)
 Free Practice
Resultados Provisionales por Categoría



Cup													
Cls	Nº	Team	Driver - 1	Driver - 2	Vehicle	Cat	Cls	Laps	Best	Time	Gap	Interval	Km/h
2	69	Marcus Fothergill	Dave Benett	Marcus Fothergill	Porsche 911 Cup	Cup	2	14	11	1:49.040	0.101	0.101	127.1

TC													
Cls	Nº	Team	Driver - 1	Driver - 2	Vehicle	Cat	Cls	Laps	Best	Time	Gap	Interval	Km/h
1	23	Filipe Matias	Filipe Matias		Ginetta G40	TC	1	13	11	1:57.823			117.6

Published at:.....

Track Temp: 41.5 °C Air Temp: 23.3 °C Humidity: 40 % Track Status: SECA

Race Director:

Ramiro BRITO

DCI PT24/0086

Timekeeper:

Maria.Jesús GAMAZO

JOB-0499-ESP/M





Circuito de Madrid Jarama - RACE

Iberian Supercars (CPV)

Free Practice

Tiempos Por Vuelta



11	Pedro Herraiz	Hyundai i30 TCR	19	J.M Smörg	BMW M4 GT4
TCR	Samuel Gomez	RX Pro Racing	GT4 Am	Javier Macias	Promotion Motorsport

Lap	D	Time	Sector 1	Sector 2	Sector 3	T. Spd	Elapsed	Lap	D	Time	Sector 1	Sector 2	Sector 3	T. Spd	Elapsed
1		11:14:04.019	11:12:49.268	41.164	33.587	74.8	11:14:04.019	1		11:12:37.255 P	11:11:13.361	43.962	39.932	95.6	11:12:37.255
2		2:03.395 P	44.946	40.149	38.300	165.6	11:16:07.414	2		2:58.392	1:50.033	37.895	30.464	105.4	11:15:35.647
3		13:30.381	12:21.686	38.299	30.396	80.5	11:29:37.795	3		1:46.661	41.041	35.779	29.841	221.3	11:17:22.308
4		1:47.695	41.696	36.373	29.626	199.6	11:31:25.490	4		1:47.607	41.787	35.968	29.852	210.9	11:19:09.915
5		1:46.528	41.077	35.968	29.483	208.4	11:33:12.018	5		1:46.308	40.605	35.949	29.754	224.0	11:20:56.223
6		1:45.227	40.435	35.342	29.450	218.6	11:34:57.245	6		1:46.932	40.685	36.211	30.036	225.9	11:22:43.155
7		1:45.808	40.923	35.330	29.555	218.6	11:36:43.053	7		1:47.182	40.731	36.516	29.935	221.3	11:24:30.337
8		1:44.950	40.241	35.073	29.636	225.4	11:38:28.003	8		1:48.593	40.989	37.484	30.120	212.1	11:26:18.930
9		1:45.279	40.536	35.281	29.462	228.8	11:40:13.282	9		1:56.863 P	41.723	38.013	37.127	219.5	11:28:15.793
10		1:44.551	40.401	34.835	29.315	232.7	11:41:57.833	10		5:13.719	3:55.821	41.857	36.041	93.6	11:33:29.512
11		2:01.188 P	40.958	37.860	42.370	218.6	11:43:59.021	11		1:49.508	43.932	36.250	29.326	186.2	11:35:19.020
12		4:29.044	3:22.919	36.077	30.048	103.9	11:48:28.065	12		1:43.763	39.226	34.849	29.688	237.8	11:37:02.783
13		1:46.816	41.392	35.459	29.965	216.0	11:50:14.881	13		1:42.131	39.151	34.072	28.908	238.4	11:38:44.914
14		2:31.590 P	45.726	58.862	47.002	222.2	11:52:46.471	14		1:51.841 P	39.607	35.708	36.526	233.2	11:40:36.755

16	Sérgio Azevedo	BMW M4 GT4	15	Gabriela Correia	Mercedes AMG GT4
GT4 Pro	Orlando Batina	Orlando Batina	GT4 Bronze	JC Group Racing Team	

Lap	D	Time	Sector 1	Sector 2	Sector 3	T. Spd	Elapsed	Lap	D	Time	Sector 1	Sector 2	Sector 3	T. Spd	Elapsed
1		11:12:14.130	11:11:06.834	37.179	30.117	97.3	11:12:14.130	1		11:12:58.222	11:11:27.735	52.661	37.826	79.6	11:12:58.222
2		1:45.548	40.679	34.948	29.921	230.7	11:13:59.678	2		2:04.175	53.133	39.401	31.641	148.3	11:15:02.397
3		1:41.661	39.379	33.367	28.915	237.8	11:15:41.339	3		1:50.567	42.968	36.761	30.838	176.1	11:16:52.964
4		1:41.001	38.851	33.172	28.978	240.0	11:17:22.340	4		1:55.172 P	43.955	35.177	36.040	188.1	11:18:48.136
5		1:44.160	39.881	35.197	29.082	235.2	11:19:06.500	5		3:58.079	2:52.994	34.871	30.214	109.8	11:22:46.215
6		1:41.925	39.308	33.293	29.324	239.4	11:20:48.425	6		1:44.638	40.416	34.686	29.536	227.3	11:24:30.853
7		1:48.847 P	39.305	33.193	36.349	240.5	11:22:37.272	7		1:45.723	40.798	35.492	29.433	227.3	11:26:16.576
8		5:21.497	4:10.049	40.824	30.624	97.9	11:27:58.769	8		1:43.896	40.327	34.502	29.067	231.2	11:28:00.472
9		1:48.635	40.742	38.077	29.816	188.8	11:29:47.404	9		1:44.081	40.478	34.162	29.441	225.4	11:29:44.553
10		1:39.390	38.064	33.090	28.236	242.6	11:31:26.794	10		1:43.976	40.097	34.595	29.284	231.2	11:31:28.529
11		1:49.988	40.623	38.077	31.288	188.4	11:33:16.782	11		1:44.727	40.591	34.690	29.446	227.3	11:33:13.256
12		1:48.722 P	38.051	35.265	35.406	243.7	11:35:05.504	12		1:49.212 P	40.326	34.583	34.303	227.3	11:35:02.468
13		3:52.731	2:49.398	34.802	28.531	106.4	11:38:58.235	13		3:05.760	2:01.956	34.040	29.764	114.1	11:38:08.228
14		1:41.669	39.360	33.902	28.407	240.5	11:40:39.904	14		1:43.601	40.257	34.196	29.148	229.7	11:39:51.829
15		1:44.195	40.278	34.790	29.127	230.2	11:42:24.099	15		1:45.323	40.323	34.884	30.116	223.6	11:41:37.152
16		1:41.315	38.938	33.389	28.988	242.1	11:44:05.414	16		1:51.086 P	40.315	35.304	35.467	230.2	11:43:28.238
17		1:49.981 P	39.340	33.633	37.008	241.6	11:45:55.395	17		3:28.599	2:24.294	34.557	29.748	114.5	11:46:56.837
								18		1:44.921	40.523	34.391	30.007	222.6	11:48:41.758





Circuito de Madrid Jarama - RACE

Iberian Supercars (CPV)

Free Practice

Tiempos Por Vuelta



23 Filipe Matias Ginetta G40 **27** Rafael Muncharaz McLaren 570S GT4

TC							Filipe Matias						GT4 Am						SMC Motorsport					
Lap	D	Time	Sector 1	Sector 2	Sector 3	T. Spd	Elapsed	Lap	D	Time	Sector 1	Sector 2	Sector 3	T. Spd	Elapsed	Lap	D	Time	Sector 1	Sector 2	Sector 3	T. Spd	Elapsed	
1		11:13:13.507	11:11:50.154	46.878	36.475	67.0	11:13:13.507	1		11:12:39.515	11:11:23.716	44.271	31.528	99.2	11:12:39.515									
2		2:04.293	48.390	41.419	34.484	147.1	11:15:17.800	2		1:50.277	42.424	37.272	30.581	222.6	11:14:29.792									
3		2:03.335	49.751	40.430	33.154	136.0	11:17:21.135	3		1:48.445	41.373	36.885	30.187	189.1	11:16:18.237									
4		2:14.122 P	47.051	40.242	46.829	146.7	11:19:35.257	4		1:46.305	40.864	35.648	29.793	210.1	11:18:04.542									
5		4:21.476	3:04.712	42.070	34.694	67.5	11:23:56.733	5		1:44.153	40.014	34.685	29.454	235.2	11:19:48.695									
6		2:11.461	46.735	48.668	36.058	165.3	11:26:08.194	6		1:43.408	39.450	34.642	29.316	236.8	11:21:32.103									
7		2:37.244 P	55.491	51.865	49.888	143.0	11:28:45.438	7		1:46.329	41.681	35.096	29.552	240.0	11:23:18.432									
8		7:09.192	5:52.447	43.002	33.743	83.8	11:35:54.630	8		1:44.261	39.479	34.927	29.855	237.8	11:25:02.693									
9		1:58.395	45.749	39.577	33.069	166.1	11:37:53.025	9		1:43.827	39.467	34.905	29.455	236.3	11:26:46.520									
10		1:58.220	45.746	39.702	32.772	183.9	11:39:51.245	10		1:51.413 P	41.323	35.360	34.730	218.1	11:28:37.933									
11		1:57.823	45.236	39.700	32.887	185.8	11:41:49.068	11		4:50.626	3:38.994	39.871	31.761	108.9	11:33:28.559									
12		1:58.447	44.974	39.995	33.478	191.8	11:43:47.515	12		1:47.402	41.415	36.418	29.569	215.1	11:35:15.961									
13		2:27.228 P	53.642	47.512	46.074	190.8	11:46:14.743	13		1:48.873	40.839	38.075	29.959	228.3	11:37:04.834									

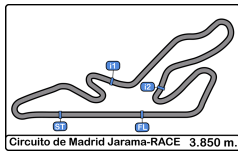
25 Steve Kirton Ginetta G55 **33** Rui Miritta Porsche 911 Cup

GTX							Jonathan Elsworth						Steve Kirton					
Lap	D	Time	Sector 1	Sector 2	Sector 3	T. Spd	Elapsed	Lap	D	Time	Sector 1	Sector 2	Sector 3	T. Spd	Elapsed			
1		11:14:40.369	11:13:21.488	43.529	35.352	99.1	11:14:40.369											
2		1:58.915	48.957	38.280	31.678	188.8	11:16:39.284											
3		1:51.394	42.683	36.956	31.755	211.3	11:18:30.678											
4		1:50.697	42.362	36.770	31.565	214.7	11:20:21.375											
5		1:50.770	42.002	37.619	31.149	214.2	11:22:12.145											
6		1:55.020	45.121	37.542	32.357	211.3	11:24:07.165											
7		1:51.116	42.525	37.182	31.409	205.7	11:25:58.281											
8		1:51.134	42.661	37.109	31.364	208.8	11:27:49.415											
9		1:56.841 P	42.445	36.755	37.641	212.5	11:29:46.256											
10		3:49.108	2:40.476	38.453	30.179	100.0	11:33:35.364											
11		1:47.920	41.144	35.739	31.037	217.3	11:35:23.284											
12		1:45.078	40.393	35.084	29.601	217.7	11:37:08.362											
13		1:45.921	40.320	35.524	30.077	220.8	11:38:54.283											
14		1:44.577	40.302	34.738	29.537	217.7	11:40:38.860											
15		1:45.110	40.640	34.990	29.480	219.9	11:42:23.970											
16		1:44.545	39.801	35.291	29.453	219.0	11:44:08.515											
17		1:44.649	40.172	35.005	29.472	220.8	11:45:53.164											
18		1:44.174	39.795	35.001	29.378	218.6	11:47:37.338											
19		1:44.258	40.251	34.450	29.557	218.1	11:49:21.596											
20		1:58.856 P	42.373	38.041	38.442	218.6	11:51:20.452											

33 Rui Miritta Porsche 911 Cup

Cup							Monteiros Competição					
Lap	D	Time	Sector 1	Sector 2	Sector 3	T. Spd	Elapsed					
1		11:12:47.167	11:11:31.588	42.855	32.724	90.1	11:12:47.167					
2		1:55.547	44.957	39.074	31.516	204.9	11:14:42.714					
3		1:53.599	45.115	37.126	31.358	202.2	11:16:36.313					
4		1:50.162	42.151	37.249	30.762	209.3	11:18:26.475					
5		1:50.325	42.350	37.192	30.783	208.8	11:20:16.800					
6		1:53.492	43.058	37.566	32.868	231.2	11:22:10.292					
7		1:57.803	47.949	38.562	31.292	189.4	11:24:08.095					
8		2:02.796 P	42.924	37.177	42.695	194.9	11:26:10.891					
9		3:30.591	2:23.157	36.248	31.186	95.1	11:29:41.482					
10		1:51.498	42.243	38.503	30.752	208.0	11:31:32.980					
11		1:50.660	42.646	37.014	31.000	198.8	11:33:23.640					
12		1:49.857	42.291	36.365	31.201	211.7	11:35:13.497					
13		1:50.971	42.845	36.444	31.682	210.1	11:37:04.468					
14		1:51.282	43.249	36.082	31.951	197.8	11:38:55.750					
15		1:51.426	42.836	37.500	31.090	213.4	11:40:47.176					
16		1:49.282	41.833	36.594	30.855	207.6	11:42:36.458					
17		1:48.939	41.789	36.396	30.754	225.9	11:44:25.397					
18		1:51.157	42.479	37.136	31.542	215.5	11:46:16.554					
19		2:34.505	1:27.451	36.213	30.841	222.2	11:48:51.059					
20		1:50.025	42.331	36.910	30.784	210.5	11:50:41.084					
21		2:17.398 P	50.037	42.736	44.625	217.7	11:52:58.482					





Circuito de Madrid Jarama - RACE

Iberian Supercars (CPV)

Free Practice

Tiempos Por Vuelta



36							40								
Guillermo Aso			Mercedes AMG GT4				Borja Hormigos			BMW M4 GT4					
GT4 Pro		Filip Vava-Atanackovic		NM Racing Team			GT4 Bronze		Héctor Hernández		RACE				
Lap	D	Time	Sector 1	Sector 2	Sector 3	T. Spd	Elapsed	Lap	D	Time	Sector 1	Sector 2	Sector 3	T. Spd	Elapsed
1		11:15:04.927	11:13:53.996	39.486	31.445	83.7	11:15:04.927	1		11:12:35.544	11:11:24.705	39.485	31.354	106.6	11:12:35.544
2		1:51.412	45.544	35.701	30.167	193.5	11:16:56.339	2		1:51.596	44.259	36.127	31.210	208.0	11:14:27.140
3		1:46.452	42.113	34.393	29.946	195.6	11:18:42.791	3		1:45.832	41.075	34.850	29.907	219.0	11:16:12.972
4		1:45.803	39.530	34.995	31.278	229.7	11:20:28.594	4		1:43.747	40.434	34.011	29.302	226.4	11:17:56.719
5		1:43.627	40.082	33.988	29.557	230.7	11:22:12.221	5		1:42.619	39.820	33.553	29.246	229.7	11:19:39.338
6		1:49.437 P	40.434	33.905	35.098	224.0	11:24:01.658	6		1:44.261	39.870	34.917	29.474	232.2	11:21:23.599
7		3:23.435	2:17.690	36.248	29.497	107.1	11:27:25.093	7		1:43.291	39.815	34.053	29.423	237.3	11:23:06.890
8		1:43.385	39.654	33.192	30.539	224.0	11:29:08.478	8		1:42.818	39.993	33.701	29.124	236.8	11:24:49.708
9		1:41.840	40.462	33.085	28.293	221.7	11:30:50.318	9		1:43.519	40.232	33.981	29.306	237.8	11:26:33.227
10		1:39.690	38.635	32.905	28.150	233.7	11:32:30.008	10		1:51.168 P	39.995	35.544	35.629	233.2	11:28:24.395
11		1:40.056	38.720	33.038	28.298	235.2	11:34:10.064	11		3:41.584	2:36.320	35.897	29.367	120.8	11:32:05.979
12		1:45.886 P	38.432	33.110	34.344	235.2	11:35:55.950	12		1:42.905	40.031	33.957	28.917	225.9	11:33:48.884
13		3:07.814	2:06.793	32.929	28.092	112.0	11:39:03.764	13		1:41.948	39.641	33.575	28.732	237.8	11:35:30.832
14		1:54.314	38.301	38.174	37.839	235.8	11:40:58.078	14		1:41.527	39.486	33.428	28.613	240.0	11:37:12.359
15		1:48.832	40.736	39.523	28.573	234.7	11:42:46.910	15		1:57.066	43.487	42.593	30.986	228.8	11:39:09.425
16		1:39.477	38.258	32.802	28.417	235.2	11:44:26.387	16		1:46.317	39.938	36.387	29.992	234.7	11:40:55.742
17		1:39.647	38.690	32.802	28.155	233.7	11:46:06.034	17		1:44.879	40.031	35.003	29.845	242.1	11:42:40.621
18		1:39.392	38.398	32.808	28.186	235.8	11:47:45.426	18		1:45.618	41.196	34.865	29.557	225.9	11:44:26.239
19		1:39.818	38.686	32.860	28.272	235.8	11:49:25.244	19		1:48.026	42.249	35.691	30.086	203.3	11:46:14.265
20		1:47.391 P	40.433	33.609	33.349	235.2	11:51:12.635	20		1:45.749	41.342	34.737	29.670	233.2	11:48:00.014
21								21		1:44.490	40.389	34.495	29.606	231.2	11:49:44.504
22								22		1:56.458 P	44.202	36.003	36.253	233.7	11:51:40.962

37							48								
Henrique Cruz			Ginetta G55				Salvador Tineo			Mercedes AMG GT4					
GTX		Jemma Moore		Tockwith Motorsports			GT4 Pro		Luis Gonzalez		Motor Club Sabadell				
Lap	D	Time	Sector 1	Sector 2	Sector 3	T. Spd	Elapsed	Lap	D	Time	Sector 1	Sector 2	Sector 3	T. Spd	Elapsed
1		11:13:05.362	11:11:48.590	43.598	33.174	94.1	11:13:05.362	1		11:12:36.942	11:11:27.985	38.463	30.494	96.6	11:12:36.942
2		1:53.192	44.528	37.721	30.943	169.0	11:14:58.554	2		1:46.096	41.616	35.020	29.460	219.5	11:14:23.038
3		1:50.011	42.355	37.290	30.366	191.1	11:16:48.565	3		1:42.140	39.637	33.884	28.619	227.8	11:16:05.178
4		1:48.078	41.642	36.214	30.222	208.0	11:18:36.643	4		1:40.861	39.107	33.340	28.414	229.7	11:17:46.039
5		1:50.700	41.631	38.838	30.231	216.0	11:20:27.343	5		1:40.478	38.967	33.059	28.452	231.7	11:19:26.517
6		1:46.992	41.660	35.760	29.572	220.8	11:22:14.335	6		2:04.162	41.773	47.643	34.746	234.2	11:21:30.679
7		1:52.107	43.238	37.788	31.081	220.4	11:24:06.442	7		1:41.059	39.335	33.221	28.503	232.2	11:23:11.738
8		1:46.531	41.173	35.963	29.395	215.5	11:25:52.973	8		1:46.038 P	38.948	33.061	34.029	234.2	11:24:57.776
9		1:45.764	40.622	35.465	29.677	219.5	11:27:38.737	9		3:48.331	2:43.818	35.158	29.355	108.5	11:28:46.107
10		1:44.782	40.420	35.091	29.271	218.1	11:29:23.519	10		1:43.426	40.172	34.365	28.889	223.6	11:30:29.533
11		1:44.229	40.150	34.943	29.136	219.9	11:31:07.748	11		1:41.956	39.780	33.697	28.479	231.2	11:32:11.489
12		1:43.454	39.893	34.619	28.942	219.9	11:32:51.202	12		1:41.410	39.396	33.481	28.533	232.7	11:33:52.899
13		1:57.581 P	40.374	36.959	40.248	222.6	11:34:48.783	13		1:41.075	39.189	33.351	28.535	233.7	11:35:33.974
14		3:05.645	1:59.281	36.140	30.224	118.0	11:37:54.428	14		1:41.023	39.215	33.285	28.523	233.7	11:37:14.997
15		1:44.984	41.331	34.562	29.091	204.1	11:39:39.412	15		1:42.358	39.718	33.898	28.742	233.2	11:38:57.355
16		1:43.034	40.347	33.742	28.945	221.3	11:41:22.446	16		1:41.984	39.523	33.551	28.910	232.2	11:40:39.339
17		1:42.117	39.543	33.647	28.927	222.6	11:43:04.563	17		1:53.618 P	39.482	36.989	37.147	237.3	11:42:32.957
18		1:42.033	39.660	33.551	28.822	224.0	11:44:46.596	18		2:38.264	1:31.666	37.527	29.071	115.6	11:45:11.221
19		1:41.623	39.555	33.317	28.751	225.0	11:46:28.219	19		1:41.686	39.559	33.390	28.737	231.7	11:46:52.907
20		1:47.462 P	39.320	33.640	34.502	224.0	11:48:15.681	20		1:42.470	39.821	33.771	28.878	230.2	11:48:35.377
								21		1:41.866	39.546	33.607	28.713	232.2	11:50:17.243
								22		2:32.889 P	49.781	54.573	48.535	232.2	11:52:50.132





Circuito de Madrid Jarama - RACE

Iberian Supercars (CPV)

Free Practice

Tiempos Por Vuelta



69	Dave Benett	Porsche 911 Cup	88	Keith Gatehouse	Mercedes AMG GT4
Cup	Marcus Fothergill	Marcus Fothergill	GT4 Am	Igor Sorokin	NM Racing Team

Lap	D	Time	Sector 1	Sector 2	Sector 3	T. Spd	Elapsed	Lap	D	Time	Sector 1	Sector 2	Sector 3	T. Spd	Elapsed
1		11:12:50.837	11:11:35.786	42.049	33.002	91.2	11:12:50.837	1		11:15:05.961	11:13:56.429	37.925	31.607	104.0	11:15:05.961
2		1:52.935	44.153	37.551	31.231	179.7	11:14:43.772	2		1:47.810	42.687	34.823	30.300	226.8	11:16:53.771
3		1:51.440	43.308	36.990	31.142	214.2	11:16:35.212	3		1:44.079	40.803	33.942	29.334	228.3	11:18:37.850
4		1:50.502	42.254	36.964	31.284	206.5	11:18:25.714	4		1:46.364	40.786	36.017	29.561	231.2	11:20:24.214
5		1:50.273	42.361	36.885	31.027	218.6	11:20:15.987	5		1:44.228	39.988	34.178	30.062	228.3	11:22:08.442
6		1:53.994	43.306	37.398	33.290	216.8	11:22:09.981	6		1:43.489	39.987	34.076	29.426	229.7	11:23:51.931
7		2:10.942 P	47.516	43.076	40.350	191.8	11:24:20.923	7		1:41.705	39.489	33.358	28.858	230.2	11:25:33.636
8		2:55.202	1:45.884	37.591	31.727	111.4	11:27:16.125	8		1:42.603	39.835	33.472	29.296	231.2	11:27:16.239
9		1:51.978	43.318	36.972	31.688	197.0	11:29:08.103	9		1:45.501	42.826	33.519	29.156	230.7	11:29:01.740
10		1:51.023	43.360	36.842	30.821	217.7	11:30:59.126	10		1:42.606	40.071	33.506	29.029	231.2	11:30:44.346
11		1:49.040	41.809	36.414	30.817	227.8	11:32:48.166	11		1:41.745	39.465	33.330	28.950	232.7	11:32:26.091
12		1:49.938	41.899	36.822	31.217	217.3	11:34:38.104	12		1:52.655 P	40.233	33.763	38.659	233.7	11:34:18.746
13		1:50.962	42.724	36.906	31.332	219.5	11:36:29.066	13		3:46.652	2:42.390	34.553	29.709	112.5	11:38:05.398
14		2:01.010 P	42.053	38.123	40.834	228.8	11:38:30.076	14		1:43.652	39.830	34.244	29.578	229.7	11:39:49.050

81	Nerea Marti	BMW M4 GT4	15	1:42.992	39.696	33.907	29.389	231.7	11:41:32.042						
GT4 Pro	Jose Milagros	Promotion Motorsport	16	1:42.321	39.498	33.857	28.966	232.2	11:43:14.363						
Lap	D	Time	Sector 1	Sector 2	Sector 3	T. Spd	Elapsed	Lap	D	Time	Sector 1	Sector 2	Sector 3	T. Spd	Elapsed
1		11:13:59.156	11:12:33.007	51.133	35.016	66.5	11:13:59.156	17		1:41.728	39.135	33.705	28.888	233.7	11:44:56.091
2		2:13.773	52.499	47.281	33.993	134.4	11:16:12.929	18		1:42.330	39.473	33.769	29.088	234.7	11:46:38.421
3		2:03.635	53.963	40.520	29.152	123.7	11:18:16.564	19		1:43.162	40.058	34.084	29.020	230.2	11:48:21.583
4		1:41.927	39.718	33.419	28.790	235.8	11:19:58.491	20		1:42.645	39.854	33.714	29.077	232.2	11:50:04.228
5		1:45.775 P	39.106	33.361	33.308	238.4	11:21:44.266	21		1:53.775 P	45.176	34.353	34.246	231.2	11:51:58.003

115	Alberto de Martín	Mercedes AMG GT4					
GT4 Bronze	Nil Montserrat	NM Racing Team					
Lap	D	Time	Sector 1	Sector 2	Sector 3	T. Spd	Elapsed
1		11:13:41.916	11:12:28.909	41.201	31.806	71.7	11:13:41.916
2		1:49.221	44.263	35.535	29.423	177.3	11:15:31.137
3		1:44.636	39.761	35.530	29.345	225.4	11:17:15.773
4		1:42.932	39.353	34.551	29.028	227.8	11:18:58.705
5		1:41.566	39.298	33.761	28.507	228.8	11:20:40.271
6		1:41.477	39.026	33.524	28.927	231.7	11:22:21.748
7		1:44.771	39.006	35.131	30.634	230.7	11:24:06.519
8		1:43.984	39.377	35.672	28.935	227.8	11:25:50.503
9		1:41.759	39.220	33.878	28.661	230.2	11:27:32.262
10		1:40.346	38.665	33.267	28.414	233.2	11:29:12.608
11		1:51.129 P	41.786	35.009	34.334	207.2	11:31:03.737
12		3:48.172	2:41.424	38.135	28.613	112.8	11:34:51.909
13		1:41.486	39.311	33.807	28.368	229.7	11:36:33.395
14		1:41.118	38.949	33.896	28.273	233.2	11:38:14.513
15		1:39.858	38.636	33.041	28.181	236.3	11:39:54.371
16		1:48.391	39.235	39.193	29.963	235.8	11:41:42.762
17		1:46.937	39.181	34.791	32.965	233.7	11:43:29.699
18		1:40.091	38.736	33.050	28.305	233.7	11:45:09.790
19		1:39.740	38.613	32.987	28.140	234.7	11:46:49.530
20		1:40.079	38.797	32.967	28.315	236.3	11:48:29.609
21		1:49.777 P	38.931	34.300	36.546	233.7	11:50:19.386





Circuito de Madrid Jarama - RACE

Iberian Supercars (CPV)

Free Practice

Tiempos Por Vuelta



116

Alba Cano

Mercedes AMG GT4

GT4 Pro

Andy Cantu

NM Racing Team

Lap	D	Time	Sector 1	Sector 2	Sector 3	T. Spd	Elapsed
1		11:14:27.766	11:13:08.291	43.013	36.462	88.8	11:14:27.766
2		1:55.711	46.264	38.153	31.294	160.0	11:16:23.477
3		1:45.815	41.367	35.188	29.260	216.4	11:18:09.292
4		1:42.424	39.709	34.100	28.615	222.6	11:19:51.716
5		1:41.761	39.177	33.931	28.653	224.5	11:21:33.477
6		1:41.755	39.224	33.692	28.839	225.4	11:23:15.232
7		1:41.628	39.256	33.709	28.663	224.0	11:24:56.860
8		1:41.420	39.077	33.453	28.890	225.4	11:26:38.280
9		1:48.800 P	39.196	34.251	35.353	225.9	11:28:27.080
10		3:34.822	2:33.402	33.120	28.300	111.1	11:32:01.902
11		1:39.948	38.521	33.071	28.356	230.2	11:33:41.850
12		1:39.611	38.624	32.870	28.117	232.7	11:35:21.461
13		1:40.514	38.335	33.355	28.824	234.2	11:37:01.975
14		1:39.637	38.560	32.794	28.283	231.2	11:38:41.612
15		1:39.537	38.450	32.872	28.215	231.2	11:40:21.149
16		1:39.896	38.754	32.874	28.268	232.7	11:42:01.045
17		1:46.929 P	38.608	34.826	33.495	232.7	11:43:47.974

125

Tomás Pinto

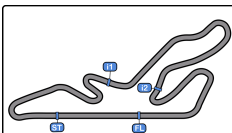
Ginetta G50

GTX

Simon Moore

Simon Moore

Lap	D	Time	Sector 1	Sector 2	Sector 3	T. Spd	Elapsed
1		11:13:59.746	11:12:34.879	51.009	33.858	68.1	11:13:59.746
2		1:52.044	44.016	37.452	30.576	183.3	11:15:51.790
3		1:46.638	40.564	36.057	30.017	223.1	11:17:38.428
4		1:47.000	41.050	35.938	30.012	223.6	11:19:25.428
5		1:49.284	42.623	36.297	30.364	203.0	11:21:14.712
6		2:07.855 P	45.410	39.485	42.960	222.6	11:23:22.567
7		3:36.605	2:29.505	36.805	30.295	111.1	11:26:59.172
8		1:49.170	43.197	35.984	29.989	198.8	11:28:48.342
9		1:44.443	40.304	34.616	29.523	224.0	11:30:32.785
10		1:43.910	39.999	34.508	29.403	221.3	11:32:16.695
11		1:43.553	39.777	34.331	29.445	224.0	11:34:00.248
12		1:53.023 P	40.330	36.137	36.556	213.0	11:35:53.271



Circuito de Madrid Jarama - RACE

Iberian Supercars (CPV)

Free Practice

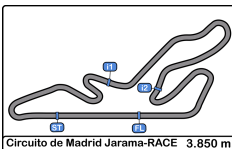
Mejores Sectores

Circuito de Madrid Jarama-RACE 3.850 m.



Sector - 1			Sector - 2			Sector - 3			Ideal Lap vs Best Lap		
Clas	Nº Driver	Time	Nº Driver	Time	Nº Driver	Time	Clas	Nº Driver	Ideal Lap	Best Lap	Clas
1	81 Marti - Milagros	37.982	81 Marti - Milagros	32.521	81 Marti - Milagros	27.771	1	81 Marti - Milagros	1:38.274	1:38.478	1
2	16 Azevedo - Batina	38.051	116 Cano - Cantu	32.794	36 Aso - Vava-Atanackovic	28.092	2	36 Aso - Vava-Atanackovic	1:39.152	1:39.392	3
3	36 Aso - Vava-Atanackovic	38.258	36 Aso - Vava-Atanackovic	32.802	116 Cano - Cantu	28.117	3	116 Cano - Cantu	1:39.246	1:39.537	4
4	116 Cano - Cantu	38.335	115 de Martín - Montserrat	32.967	115 de Martín - Montserrat	28.140	4	16 Azevedo - Batina	1:39.377	1:39.390	2
5	115 de Martín - Montserrat	38.613	48 Tineo - Gonzalez	33.059	16 Azevedo - Batina	28.236	5	115 de Martín - Montserrat	1:39.720	1:39.740	5
6	48 Tineo - Gonzalez	38.948	16 Azevedo - Batina	33.090	48 Tineo - Gonzalez	28.414	6	48 Tineo - Gonzalez	1:40.421	1:40.478	6
7	88 Gatehouse - Sorokin	39.135	37 Cruz - Moore	33.317	40 Hormigos - Hernández	28.613	7	88 Gatehouse - Sorokin	1:41.323	1:41.705	9
8	19 Smörg - Macias	39.151	88 Gatehouse - Sorokin	33.330	37 Cruz - Moore	28.751	8	37 Cruz - Moore	1:41.388	1:41.623	8
9	37 Cruz - Moore	39.320	40 Hormigos - Hernández	33.428	88 Gatehouse - Sorokin	28.858	9	40 Hormigos - Hernández	1:41.527	1:41.527	7
10	27 Rafael Muncharaz	39.450	22 Gabriela Correia	34.040	19 Smörg - Macias	28.908	10	19 Smörg - Macias	1:42.131	1:42.131	10
11	40 Hormigos - Hernández	39.486	19 Smörg - Macias	34.072	27 Rafael Muncharaz	29.037	11	27 Rafael Muncharaz	1:42.598	1:42.899	11
12	125 Pinto - Moore	39.777	27 Rafael Muncharaz	34.111	22 Gabriela Correia	29.067	12	22 Gabriela Correia	1:43.204	1:43.601	13
13	25 Kirton - Elsworth	39.795	125 Pinto - Moore	34.331	11 Herraiz - Gomez	29.315	13	125 Pinto - Moore	1:43.511	1:43.553	12
14	22 Gabriela Correia	40.097	25 Kirton - Elsworth	34.450	25 Kirton - Elsworth	29.378	14	25 Kirton - Elsworth	1:43.623	1:44.174	14
15	11 Herraiz - Gomez	40.241	11 Herraiz - Gomez	34.835	125 Pinto - Moore	29.403	15	11 Herraiz - Gomez	1:44.391	1:44.551	15
16	33 Rui Miritta	41.789	33 Rui Miritta	36.082	33 Rui Miritta	30.752	16	33 Rui Miritta	1:48.623	1:48.939	16
17	69 Benett - Fothergill	41.809	69 Benett - Fothergill	36.414	69 Benett - Fothergill	30.817	17	69 Benett - Fothergill	1:49.040	1:49.040	17
18	23 Filipe Matias	44.974	23 Filipe Matias	39.577	23 Filipe Matias	32.772	18	23 Filipe Matias	1:57.323	1:57.823	18





Circuito de Madrid Jarama - RACE

Iberian Supercars (CPV)

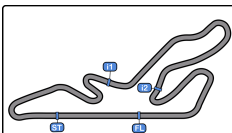
Free Practice

5 Mejores Tiempos



Cl	Nº Team	Driver - 1	Driver - 2	Vehicle	Cat	Cl	Best 1		Best 2		Best 3		Best 4		Best 5	
							Time	Lap	Time	Lap	Time	Lap	Time	Lap	Time	Lap
1	81 Promotion Motorsport	Nerea Marti	Jose Milagros	BMW M4 GT4	GT4 Pro	1	1:38.478	9	1:38.622	17	1:38.768	15	1:38.820	8	1:38.939	19
2	16 Orlando Batina	Sérgio Azevedo	Orlando Batina	BMW M4 GT4	GT4 Pro	2	1:39.390	10	1:41.001	4	1:41.315	16	1:41.661	3	1:41.669	14
3	36 NM Racing Team	Guillermo Aso	Filip Vava-Atanackovic	Mercedes AMG GT4	GT4 Pro	3	1:39.392	18	1:39.477	16	1:39.647	17	1:39.690	10	1:39.818	19
4	116 NM Racing Team	Alba Cano	Andy Cantu	Mercedes AMG GT4	GT4 Pro	4	1:39.537	15	1:39.611	12	1:39.637	14	1:39.896	16	1:39.948	11
5	115 NM Racing Team	Alberto de Martín	Nil Montserrat	Mercedes AMG GT4	GT4 Bronz	1	1:39.740	19	1:39.858	15	1:40.079	20	1:40.091	18	1:40.346	10
6	48 Motor Club Sabadell	Salvador Tineo	Luis Gonzalez	Mercedes AMG GT4	GT4 Pro	5	1:40.478	5	1:40.861	4	1:41.023	14	1:41.059	7	1:41.075	13
7	40 RACE	Borja Hormigos	Héctor Hernández	BMW M4 GT4	GT4 Bronz	1	1:41.527	14	1:41.948	13	1:42.619	5	1:42.818	8	1:42.905	12
8	37 Tockwith Motorsports	Henrique Cruz	Jemma Moore	Ginetta G55	GTX	1	1:41.623	19	1:42.033	18	1:42.117	17	1:43.034	16	1:43.454	12
9	88 NM Racing Team	Keith Gatehouse	Igor Sorokin	Mercedes AMG GT4	GT4 Am	1	1:41.705	7	1:41.728	17	1:41.745	11	1:42.321	16	1:42.330	18
10	19 Promotion Motorsport	J.M Smörg	Javier Macias	BMW M4 GT4	GT4 Am	2	1:42.131	13	1:43.763	12	1:45.013	17	1:46.070	16	1:46.308	5
11	27 SMC Motorsport	Rafael Muncharaz		McLaren 570S GT4	GT4 Am	3	1:42.899	19	1:43.314	18	1:43.408	6	1:43.552	15	1:43.629	17
12	125 Simon Moore	Tomás Pinto	Simon Moore	Ginetta G50	GTX	2	1:43.553	11	1:43.910	10	1:44.443	9	1:46.638	3	1:47.000	4
13	22 JC Group Racing Team	Gabriela Correia		Mercedes AMG GT4	GT4 Bronz	2	1:43.601	14	1:43.896	8	1:43.976	10	1:44.081	9	1:44.638	6
14	25 Steve Kirton	Steve Kirton	Jonathan Elsworth	Ginetta G55	GTX	3	1:44.174	18	1:44.258	19	1:44.545	16	1:44.577	14	1:44.649	17
15	11 RX Pro Racing	Pedro Herraiz	Samuel Gomez	Hyundai i30 TCR	TCR	1	1:44.551	10	1:44.950	8	1:45.227	6	1:45.279	9	1:45.808	7
16	33 Monteiro's Competição	Rui Miritta		Porsche 911 Cup	Cup	1	1:48.939	17	1:49.282	16	1:49.857	12	1:50.025	20	1:50.162	4
17	69 Marcus Fothergill	Dave Benett	Marcus Fothergill	Porsche 911 Cup	Cup	2	1:49.040	11	1:49.938	12	1:50.273	5	1:50.502	4	1:50.962	13
18	23 Filipe Matias	Filipe Matias		Ginetta G40	TC	1	1:57.823	11	1:58.220	10	1:58.395	9	1:58.447	12	2:03.335	3





Circuito de Madrid Jarama - RACE

Iberian Supercars (CPV)

Free Practice

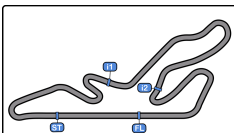
5 Mejores Velocidades

Circuito de Madrid Jarama-RACE 3.850 m.



Cl	Nº Team	Driver - 1	Driver - 2	Vehicle	Cat	Cl	Top 1		Top 2		Top 3		Top 4		Top 5		Avg
							Km/h	Lap	Km/h	Lap	Km/h	Lap	Km/h	Lap	Km/h	Lap	
1	16 Orlando Batina	Sérgio Azevedo	Orlando Batina	BMW M4 GT4	GT4 Pro	1	243.7	12	242.6	10	242.1	16	241.6	17	240.5	7	242.1
2	81 Promotion Motorsport	Nerea Marti	Jose Milagros	BMW M4 GT4	GT4 Pro	2	242.6	17	241.0	10	241.0	16	241.0	19	240.5	13	241.2
3	40 RACE	Borja Hormigos	Héctor Hernández	BMW M4 GT4	GT4 Bronz	1	242.1	17	240.0	14	237.8	9	237.8	13	237.3	7	239.0
4	27 SMC Motorsport	Rafael Muncharaz		McLaren 570S GT4	GT4 Am	1	240.0	7	240.0	15	237.8	8	237.3	16	236.8	6	238.4
5	19 Promotion Motorsport	J.M Smörg	Javier Macias	BMW M4 GT4	GT4 Am	2	238.4	13	237.8	12	233.2	14	229.7	17	227.8	16	233.4
6	48 Motor Club Sabadell	Salvador Tineo	Luis Gonzalez	Mercedes AMG GT4	GT4 Pro	3	237.3	17	234.2	6	234.2	8	233.7	13	233.7	14	234.6
7	115 NM Racing Team	Alberto de Martín	Nil Montserrat	Mercedes AMG GT4	GT4 Bronz	1	236.3	15	236.3	20	235.8	16	234.7	19	233.7	17	235.4
8	36 NM Racing Team	Guillermo Aso	Filip Vava-Atanackovic	Mercedes AMG GT4	GT4 Pro	4	235.8	14	235.8	18	235.8	19	235.2	11	235.2	12	235.6
9	88 NM Racing Team	Keith Gatehouse	Igor Sorokin	Mercedes AMG GT4	GT4 Am	3	234.7	18	233.7	12	233.7	17	232.7	11	232.2	16	233.4
10	116 NM Racing Team	Alba Cano	Andy Cantu	Mercedes AMG GT4	GT4 Pro	5	234.2	13	232.7	12	232.7	16	232.7	17	231.2	14	232.7
11	11 RX Pro Racing	Pedro Herraiz	Samuel Gomez	Hyundai i30 TCR	TCR	1	232.7	10	228.8	9	225.4	8	222.2	14	218.6	6	225.5
12	22 JC Group Racing Team	Gabriela Correia		Mercedes AMG GT4	GT4 Bronz	2	231.2	8	231.2	10	230.2	16	229.7	14	228.3	19	230.1
13	33 Monteiro's Competição	Rui Miritta		Porsche 911 Cup	Cup	1	231.2	6	225.9	17	222.2	19	217.7	21	215.5	18	222.5
14	69 Marcus Fothergill	Dave Benett	Marcus Fothergill	Porsche 911 Cup	Cup	2	228.8	14	227.8	11	219.5	13	218.6	5	217.7	10	222.5
15	37 Tockwith Motorsports	Henrique Cruz	Jemma Moore	Ginetta G55	GTX	1	225.0	19	224.0	18	224.0	20	222.6	13	222.6	17	223.6
16	125 Simon Moore	Tomás Pinto	Simon Moore	Ginetta G50	GTX	2	224.0	9	224.0	11	223.6	4	223.1	3	222.6	6	223.5
17	25 Steve Kirton	Steve Kirton	Jonathan Elsworth	Ginetta G55	GTX	3	220.8	13	220.8	17	219.9	15	219.0	16	218.6	18	219.8
18	23 Filipe Matias	Filipe Matias		Ginetta G40	TC	1	191.8	12	190.8	13	185.8	11	183.9	10	166.1	9	183.7





Circuito de Madrid Jarama-RACE 3.850 m.

Circuito de Madrid Jarama - RACE

Iberian Supercars (CPV)

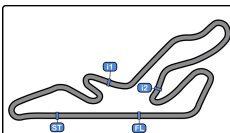
Free Practice

Secuencia Vueltas Rápidas



Lap	Day Time	Session Time	Nº Team	Driver - 1	Driver - 2	Vehicle	Cat	Time	Km/h
2	11:13:59.678	3:59.678	16 Orlando Batina	Sérgio Azevedo	Orlando Batina	BMW M4 GT4	GT4 Pro	1:45.548	131.3
3	11:15:41.339	5:41.339	16 Orlando Batina	Sérgio Azevedo	Orlando Batina	BMW M4 GT4	GT4 Pro	1:41.661	136.3
4	11:17:22.340	7:22.340	16 Orlando Batina	Sérgio Azevedo	Orlando Batina	BMW M4 GT4	GT4 Pro	1:41.001	137.2
4	11:17:46.039	7:46.039	48 Motor Club Sabadell	Salvador Tineo	Luis Gonzalez	Mercedes AMG GT4	GT4 Pro	1:40.861	137.4
5	11:19:26.517	9:26.517	48 Motor Club Sabadell	Salvador Tineo	Luis Gonzalez	Mercedes AMG GT4	GT4 Pro	1:40.478	137.9
10	11:29:12.608	19:12.608	115 NM Racing Team	Alberto de Martín	Nil Montserrat	Mercedes AMG GT4	GT4 Bron	1:40.346	138.1
8	11:30:06.288	20:06.288	81 Promotion Motorsport	Nerea Marti	Jose Milagros	BMW M4 GT4	GT4 Pro	1:38.820	140.2
9	11:31:44.766	21:44.766	81 Promotion Motorsport	Nerea Marti	Jose Milagros	BMW M4 GT4	GT4 Pro	1:38.478	140.7





Circuito de Madrid Jarama - RACE

Iberian Supercars (CPV)

Free Practice

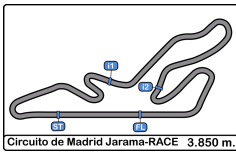
Mejor Máxima Velocidad del Evento

Circuito de Madrid Jarama-RACE 3.850 m.



Nº	Team	Driver - 1	Driver - 2	Vehicle	Cat	Km/h	Session
16	Orlando Batina	Sérgio Azevedo	Orlando Batina	BMW M4 GT4	GT4 Pro	243.7	Free Practice
81	Promotion Motorsport	Nerea Marti	Jose Milagros	BMW M4 GT4	GT4 Pro	242.6	Free Practice
40	RACE	Borja Hormigos	Héctor Hernández	BMW M4 GT4	GT4 Bronz	242.1	Free Practice
27	SMC Motorsport	Rafael Muncharaz		McLaren 570S GT4	GT4 Am	240.0	Free Practice
19	Promotion Motorsport	J.M Smörg	Javier Macias	BMW M4 GT4	GT4 Am	238.4	Free Practice
48	Motor Club Sabadell	Salvador Tineo	Luis Gonzalez	Mercedes AMG GT4	GT4 Pro	237.3	Free Practice
115	NM Racing Team	Alberto de Martín	Nil Montserrat	Mercedes AMG GT4	GT4 Bronz	236.3	Free Practice
36	NM Racing Team	Guillermo Aso	Filip Vava-Atanackovic	Mercedes AMG GT4	GT4 Pro	235.8	Free Practice
88	NM Racing Team	Keith Gatehouse	Igor Sorokin	Mercedes AMG GT4	GT4 Am	234.7	Free Practice
116	NM Racing Team	Alba Cano	Andy Cantu	Mercedes AMG GT4	GT4 Pro	234.2	Free Practice
69	Marcus Fothergill	Dave Benett	Marcus Fothergill	Porsche 911 Cup	Cup	233.2	Treinos Privados - 2
11	RX Pro Racing	Pedro Herraiz	Samuel Gomez	Hyundai i30 TCR	TCR	232.7	Free Practice
33	Monteiros Competição	Rui Miritta		Porsche 911 Cup	Cup	231.2	Free Practice
22	JC Group Racing Team	Gabriela Correia		Mercedes AMG GT4	GT4 Bronz	231.2	Free Practice
125	Simon Moore	Tomás Pinto	Simon Moore	Ginetta G50	GTX	225.9	Treinos Privados - 1
37	Tockwith Motorsports	Henrique Cruz	Jemma Moore	Ginetta G55	GTX	225.0	Free Practice
25	Steve Kirton	Steve Kirton	Jonathan Elsworth	Ginetta G55	GTX	220.8	Free Practice
23	Filipe Matias	Filipe Matias		Ginetta G40	TC	191.8	Free Practice





Circuito de Madrid Jarama - RACE

Iberian Supercars (CPV)

Free Practice

Tiempos Parada en Pit



11	Pedro Herraiz	Hyundai i30 TCR					
TCR	Samuel Gomez	RX Pro Racing					
Nº	In Day Time	In Time	Out Time	Pit Time	T. Pit Time	Handicap	Diff.
1	11:16:03.269	11:16:03.269	11:27:44.444	11:41.175	11:41.175		
2	11:43:53.540	11:43:53.540	11:46:41.334	2:47.794	14:28.969		

16	Sérgio Azevedo	BMW M4 GT4					
GT4 Pro	Orlando Batina	Orlando Batina					
Nº	In Day Time	In Time	Out Time	Pit Time	T. Pit Time	Handicap	Diff.
1	11:22:34.312	11:22:34.312	11:25:59.354	3:25.042	3:25.042		
2	11:35:02.677	11:35:02.677	11:37:15.224	2:12.547	5:37.589		

19	J.M Smörg	BMW M4 GT4					
GT4 Am	Javier Macias	Promotion Motorsport					
Nº	In Day Time	In Time	Out Time	Pit Time	T. Pit Time	Handicap	Diff.
1	11:12:34.330	11:12:34.330	11:13:44.855	1:10.525	1:10.525		
2	11:28:12.932	11:28:12.932	11:31:21.509	3:08.577	4:19.102		
3	11:40:33.841	11:40:33.841	11:42:23.692	1:49.851	6:08.953		

22	Gabriela Correia	Mercedes AMG GT4					
GT4 Bronze	JC Group Racing Team	JC Group Racing Team					
Nº	In Day Time	In Time	Out Time	Pit Time	T. Pit Time	Handicap	Diff.
1	11:18:45.066	11:18:45.066	11:21:01.571	2:16.505	2:16.505		
2	11:34:59.643	11:34:59.643	11:36:27.259	1:27.616	3:44.121		
3	11:43:25.467	11:43:25.467	11:45:11.618	1:46.151	5:30.272		

23	Filipe Matias	Ginetta G40					
TC	Filipe Matias	Filipe Matias					
Nº	In Day Time	In Time	Out Time	Pit Time	T. Pit Time	Handicap	Diff.
1	11:19:30.552	11:19:30.552	11:21:52.024	2:21.472	2:21.472		
2	11:28:41.165	11:28:41.165	11:33:52.724	5:11.559	7:33.031		

25	Steve Kirton	Ginetta G55					
GTX	Jonathan Elsworth	Steve Kirton					
Nº	In Day Time	In Time	Out Time	Pit Time	T. Pit Time	Handicap	Diff.
1	11:29:42.441	11:29:42.441	11:31:44.246	2:01.805	2:01.805		

27	Rafael Muncharaz	McLaren 570S GT4					
GT4 Am	SMC Motorsport	SMC Motorsport					
Nº	In Day Time	In Time	Out Time	Pit Time	T. Pit Time	Handicap	Diff.
1	11:28:34.692	11:28:34.692	11:31:27.583	2:52.891	2:52.891		

33	Rui Miritta	Porsche 911 Cup					
Cup	Monteiros Competição	Monteiros Competição					
Nº	In Day Time	In Time	Out Time	Pit Time	T. Pit Time	Handicap	Diff.
1	11:26:06.261	11:26:06.261	11:27:53.795	1:47.534	1:47.534		

36	Guillermo Aso	Mercedes AMG GT4					
GT4 Pro	Filip Vava-Atanackovic	NM Racing Team					
Nº	In Day Time	In Time	Out Time	Pit Time	T. Pit Time	Handicap	Diff.
1	11:23:58.768	11:23:58.768	11:25:37.873	1:39.105	1:39.105		
2	11:35:53.225	11:35:53.225	11:37:26.734	1:33.509	3:12.614		

37	Henrique Cruz	Ginetta G55					
GTX	Jemma Moore	Tockwith Motorsports					
Nº	In Day Time	In Time	Out Time	Pit Time	T. Pit Time	Handicap	Diff.
1	11:34:45.331	11:34:45.331	11:36:09.579	1:24.248	1:24.248		

40	Borja Hormigos	BMW M4 GT4					
GT4 Bronze	Héctor Hernández	RACE					
Nº	In Day Time	In Time	Out Time	Pit Time	T. Pit Time	Handicap	Diff.
1	11:28:20.733	11:28:20.733	11:30:21.172	2:00.439	2:00.439		

48	Salvador Tineo	Mercedes AMG GT4					
GT4 Pro	Luis Gonzalez	Motor Club Sabadell					
Nº	In Day Time	In Time	Out Time	Pit Time	T. Pit Time	Handicap	Diff.
1	11:24:54.421	11:24:54.421	11:27:02.159	2:07.738	2:07.738		
2	11:42:29.642	11:42:29.642	11:43:22.407	52.765	3:00.503		

69	Dave Benett	Porsche 911 Cup					
Cup	Marcus Fothergill	Marcus Fothergill					
Nº	In Day Time	In Time	Out Time	Pit Time	T. Pit Time	Handicap	Diff.
1	11:24:17.297	11:24:17.297	11:25:25.755	1:08.458	1:08.458		

81	Nerea Marti	BMW M4 GT4					
GT4 Pro	Jose Milagros	Promotion Motorsport					
Nº	In Day Time	In Time	Out Time	Pit Time	T. Pit Time	Handicap	Diff.
1	11:21:41.523	11:21:41.523	11:24:45.850	3:04.327	3:04.327		
2	11:38:37.080	11:38:37.080	11:41:18.206	2:41.126	5:45.453		

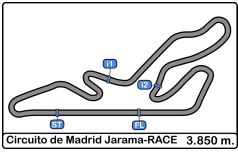
88	Keith Gatehouse	Mercedes AMG GT4					
GT4 Am	Igor Sorokin	NM Racing Team					
Nº	In Day Time	In Time	Out Time	Pit Time	T. Pit Time	Handicap	Diff.
1	11:34:14.343	11:34:14.343	11:36:23.348	2:09.005	2:09.005		

115	Alberto de Martín	Mercedes AMG GT4					
GT4 Bronze	Nil Montserrat	NM Racing Team					
Nº	In Day Time	In Time	Out Time	Pit Time	T. Pit Time	Handicap	Diff.
1	11:31:00.866	11:31:00.866	11:33:06.634	2:05.768	2:05.768		

116	Alba Cano	Mercedes AMG GT4					
GT4 Pro	Andy Cantu	NM Racing Team					
Nº	In Day Time	In Time	Out Time	Pit Time	T. Pit Time	Handicap	Diff.
1	11:28:24.009	11:28:24.009	11:30:24.203	2:00.194	2:00.194		

125	Tomás Pinto	Ginetta G50					
GTX	Simon Moore	Simon Moore					
Nº	In Day Time	In Time	Out Time	Pit Time	T. Pit Time	Handicap	Diff.
1	11:23:19.658	11:23:19.658	11:25:12.048	1:52.390	1:52.390		





Circuito de Madrid Jarama - RACE

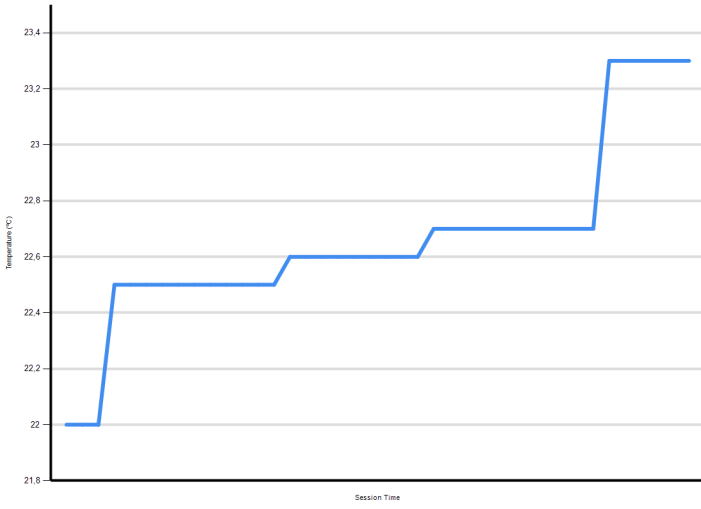
Iberian Supercars (CPV)

Free Practice

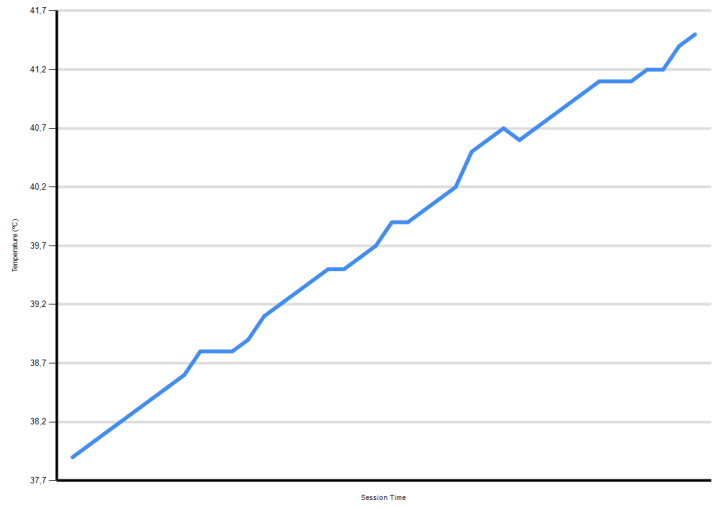
Informe Meteorológico



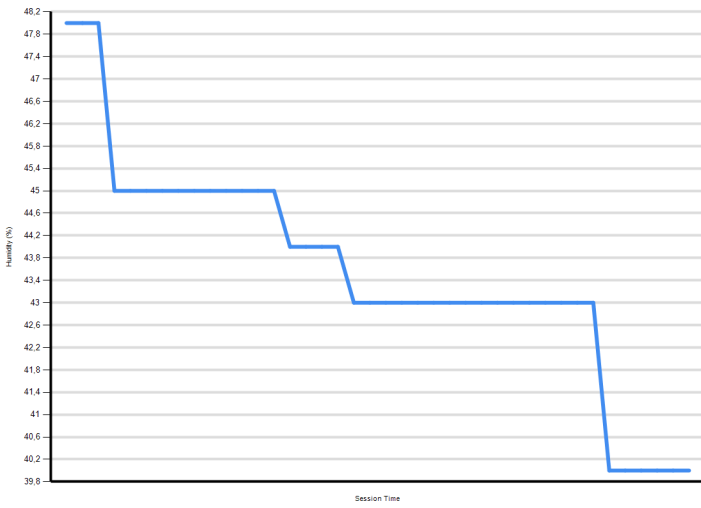
Air Temperature




Track Temperature



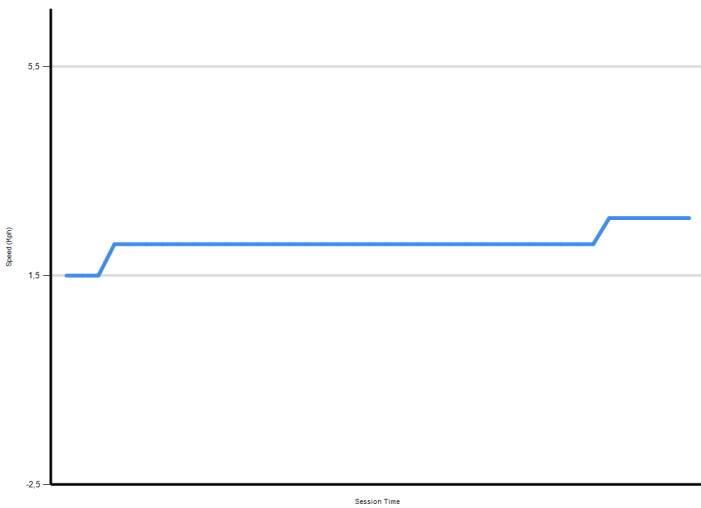
Humidity



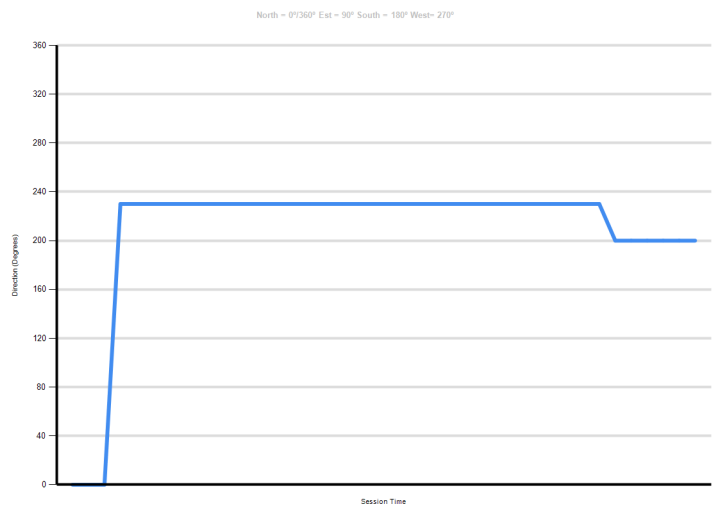
Pressure

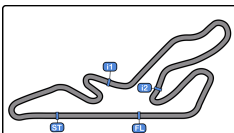


Wind Speed



Wind direction





Circuito de Madrid Jarama - RACE

Iberian Supercars (CPV)

Qualifying - 1

Resultados Provisionales

Circuito de Madrid Jarama-RACE 3.850 m.



Cls	Nº	Team	Driver - 1	Driver - 2	Vehicle	Cat	Cls	Laps	Best	Time	Gap	Interval	Km/h
1	81	Promotion Motorsport	<u>Nerea Marti</u>	Jose Milagros	BMW M4 GT4	GT4 Pro	1	7	3	1:38.863			140.1
2	36	NM Racing Team	<u>Guillermo Aso</u>	Filip Vava-Atanackovic	Mercedes AMG GT4	GT4 Pro	2	8	6	1:39.272	0.409	0.409	139.6
3	48	Motor Club Sabadell	<u>Salvador Tineo</u>	Luis Gonzalez	Mercedes AMG GT4	GT4 Pro	3	8	6	1:39.343	0.480	0.071	139.5
4	115	NM Racing Team	<u>Alberto de Martín</u>	Nil Montserrat	Mercedes AMG GT4	GT4 Bronz	1	10	8	1:39.805	0.942	0.462	138.8
5	116	NM Racing Team	<u>Alba Cano</u>	Andy Cantu	Mercedes AMG GT4	GT4 Pro	4	9	8	1:40.381	1.518	0.576	138.0
6	40	RACE	<u>Borja Hormigos</u>	Héctor Hernández	BMW M4 GT4	GT4 Bronz	1	9	8	1:41.111	2.248	0.730	137.0
7	16	Orlando Batina	<u>Sérgio Azevedo</u>	Orlando Batina	BMW M4 GT4	GT4 Pro	5	9	6	1:41.450	2.587	0.339	136.6
8	88	NM Racing Team	<u>Keith Gatehouse</u>	Igor Sorokin	Mercedes AMG GT4	GT4 Am	1	4	3	1:41.620	2.757	0.170	136.3
9	37	Tockwith Motorsports	<u>Henrique Cruz</u>	Jemma Moore	Ginetta G55	GTX	1	9	8	1:42.202	3.339	0.582	135.6
10	11	RX Pro Racing	<u>Pedro Herraiz</u>	Samuel Gomez	Hyundai i30 TCR	TCR	1	7	6	1:42.563	3.700	0.361	135.1
11	125	Simon Moore	<u>Tomás Pinto</u>	Simon Moore	Ginetta G50	GTX	2	10	7	1:42.961	4.098	0.398	134.6
12	27	SMC Motorsport	Rafael Muncharaz		McLaren 570S GT4	GT4 Am	2	9	8	1:43.008	4.145	0.047	134.5
13	33	Monteiros Competição	Rui Miritta		Porsche 911 Cup	Cup	1	8	7	1:44.001	5.138	0.993	133.2
14	19	Promotion Motorsport	<u>J.M Smörg</u>	Javier Macias	BMW M4 GT4	GT4 Am	3	9	8	1:44.864	6.001	0.863	132.1
15	69	Marcus Fothergill	<u>Dave Benett</u>	Marcus Fothergill	Porsche 911 Cup	Cup	2	9	7	1:45.761	6.898	0.897	131.0
16	25	Steve Kirton	<u>Steve Kirton</u>	Jonathan Elsworth	Ginetta G55	GTX	3	9	7	1:47.227	8.364	1.466	129.2
17	23	Filipe Matias	Filipe Matias		Ginetta G40	TC	1	3	2	1:58.830	19.967	11.603	116.6

Published at:.....

Track Temp: 51.6 °C Air Temp: 27.3 °C Humidity: 21 % Track Status: SECA

Race Director:

Ramiro BRITO

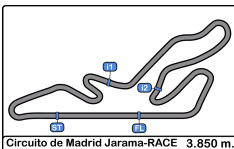
DCI PT24/0086

Timekeeper:

Maria.Jesús GAMAZO

JOB-0499-ESP/M





Circuito de Madrid Jarama - RACE
 Iberian Supercars (CPV)
 Qualifying - 1
 Resultados Provisionales por Categoría



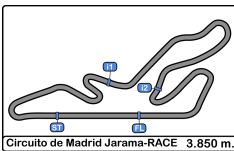
GT4 Pro													
Cls	Nº	Team	Driver - 1	Driver - 2	Vehicle	Cat	Cls	Laps	Best	Time	Gap	Interval	Km/h
1	81	Promotion Motorsport	<u>Nerea Marti</u>	Jose Milagros	BMW M4 GT4	GT4 Pro	1	7	3	1:38.863			140.1
2	36	NM Racing Team	<u>Guillermo Aso</u>	Filip Vava-Atanackovic	Mercedes AMG GT4	GT4 Pro	2	8	6	1:39.272	0.409	0.409	139.6
3	48	Motor Club Sabadell	<u>Salvador Tineo</u>	Luis Gonzalez	Mercedes AMG GT4	GT4 Pro	3	8	6	1:39.343	0.480	0.071	139.5
4	116	NM Racing Team	<u>Alba Cano</u>	Andy Cantu	Mercedes AMG GT4	GT4 Pro	4	9	8	1:40.381	1.518	1.038	138.0
5	16	Orlando Batina	<u>Sérgio Azevedo</u>	Orlando Batina	BMW M4 GT4	GT4 Pro	5	9	6	1:41.450	2.587	1.069	136.6
GT4 Bronze													
Cls	Nº	Team	Driver - 1	Driver - 2	Vehicle	Cat	Cls	Laps	Best	Time	Gap	Interval	Km/h
1	115	NM Racing Team	<u>Alberto de Martín</u>	Nil Montserrat	Mercedes AMG GT4	GT4 Bronz	1	10	8	1:39.805			138.8
GT4 Bronze													
Cls	Nº	Team	Driver - 1	Driver - 2	Vehicle	Cat	Cls	Laps	Best	Time	Gap	Interval	Km/h
1	40	RACE	<u>Borja Hormigos</u>	Héctor Hernández	BMW M4 GT4	GT4 Bronz	1	9	8	1:41.111			137.0
GT4 Am													
Cls	Nº	Team	Driver - 1	Driver - 2	Vehicle	Cat	Cls	Laps	Best	Time	Gap	Interval	Km/h
1	88	NM Racing Team	<u>Keith Gatehouse</u>	Igor Sorokin	Mercedes AMG GT4	GT4 Am	1	4	3	1:41.620			136.3
2	27	SMC Motorsport	Rafael Muncharaz		McLaren 570S GT4	GT4 Am	2	9	8	1:43.008	1.388	1.388	134.5
3	19	Promotion Motorsport	<u>J.M Smörg</u>	Javier Macias	BMW M4 GT4	GT4 Am	3	9	8	1:44.864	3.244	1.856	132.1
GTX													
Cls	Nº	Team	Driver - 1	Driver - 2	Vehicle	Cat	Cls	Laps	Best	Time	Gap	Interval	Km/h
1	37	Tockwith Motorsports	<u>Henrique Cruz</u>	Jemma Moore	Ginetta G55	GTX	1	9	8	1:42.202			135.6
2	125	Simon Moore	<u>Tomás Pinto</u>	Simon Moore	Ginetta G50	GTX	2	10	7	1:42.961	0.759	0.759	134.6
3	25	Steve Kirton	<u>Steve Kirton</u>	Jonathan Elsworth	Ginetta G55	GTX	3	9	7	1:47.227	5.025	4.266	129.2
TCR													
Cls	Nº	Team	Driver - 1	Driver - 2	Vehicle	Cat	Cls	Laps	Best	Time	Gap	Interval	Km/h
1	11	RX Pro Racing	<u>Pedro Herraiz</u>	Samuel Gomez	Hyundai i30 TCR	TCR	1	7	6	1:42.563			135.1
Cup													
Cls	Nº	Team	Driver - 1	Driver - 2	Vehicle	Cat	Cls	Laps	Best	Time	Gap	Interval	Km/h
1	33	Monteiros Competição	Rui Miritta		Porsche 911 Cup	Cup	1	8	7	1:44.001			133.2
2	69	Marcus Fothergill	<u>Dave Benett</u>	Marcus Fothergill	Porsche 911 Cup	Cup	2	9	7	1:45.761	1.760	1.760	131.0

Published at:.....

Track Temp: 51.6 °C Air Temp: 27.3 °C Humidity: 21 % Track Status: SECA

Race Director:	Ramiro BRITO DCI PT24/0086	Timekeeper:	Maria.Jesús GAMAZO JOB-0499-ESP/M
-----------------------	-------------------------------	--------------------	--





Circuito de Madrid Jarama - RACE
 Iberian Supercars (CPV)
 Qualifying - 1
Resultados Provisionales por Categoría



TC													
Cls	Nº	Team	Driver - 1	Driver - 2	Vehicle	Cat	Cls	Laps	Best	Time	Gap	Interval	Km/h
1	23	Filipe Matias	Filipe Matias		Ginetta G40	TC	1	3	2	1:58.830			116.6

Published at:.....

Track Temp: **51.6 °C** Air Temp: **27.3 °C** Humidity: **21 %** Track Status: **SECA**

Race Director:

Ramiro BRITO

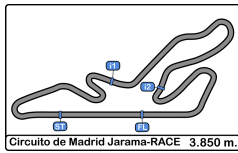
DCI PT24/0086

Timekeeper:

Maria.Jesús GAMAZO

JOB-0499-ESP/M





Circuito de Madrid Jarama - RACE

Iberian Supercars (CPV)

Qualifying - 1

Tiempos Por Vuelta



11	Pedro Herraiz	Hyundai i30 TCR	27	Rafael Muncharaz	McLaren 570S GT4
TCR	Samuel Gomez	RX Pro Racing	GT4 Am		SMC Motorsport

Lap	D	Time	Sector 1	Sector 2	Sector 3	T. Spd	Elapsed	Lap	D	Time	Sector 1	Sector 2	Sector 3	T. Spd	Elapsed	
1	1	14:57:50.345	P	14:56:26.054	41.988	42.303	88.6	14:57:50.345	1	14:57:40.581	14:56:23.862	43.281	33.438	97.6	14:57:40.581	
2	1	4:28.439	P	3:05.854	38.668	43.917	97.5	15:02:18.784	2	1:46.380	40.963	35.548	29.869	226.4	14:59:26.961	
3	1	8:22.111		7:13.998	38.004	30.109	93.9	15:10:40.895	3	1:49.232	42.202	37.386	29.644	234.7	15:01:16.193	
4	1	1:45.462		41.255	34.818	29.389	218.1	15:12:26.357	4	2:08.059	P	42.430	42.506	43.123	228.3	15:03:24.252
5	1	1:43.510		39.895	34.636	28.979	225.0	15:14:09.867	5	7:32.870		6:26.859	36.612	29.399	112.0	15:10:57.122
6	1	1:42.563		39.991	34.219	28.353	226.4	15:15:52.430	6	1:54.208		47.363	37.102	29.743	237.8	15:12:51.330
7	1	1:51.964	P	39.807	34.535	37.622	231.7	15:17:44.394	7	1:44.232		40.175	34.718	29.339	230.2	15:14:35.562

16	Sérgio Azevedo	BMW M4 GT4	33	Rui Miritta	Porsche 911 Cup
GT4 Pro	Orlando Batina	Orlando Batina	Cup		Monteiros Competição

Lap	D	Time	Sector 1	Sector 2	Sector 3	T. Spd	Elapsed	Lap	D	Time	Sector 1	Sector 2	Sector 3	T. Spd	Elapsed	
1	1	14:57:18.905		14:55:58.332	43.949	36.624	97.4	14:57:18.905	1	14:58:08.145	14:56:46.818	45.842	35.485	102.4	14:58:08.145	
2	1	2:04.842		47.139	44.207	33.496	165.8	14:59:23.747	2	1:50.942		42.618	37.837	30.487	199.6	14:59:59.087
3	1	1:52.690		46.217	37.073	29.400	187.5	15:01:16.437	3	1:45.589		41.004	34.889	29.696	223.1	15:01:44.676
4	1	2:04.528	P	39.636	41.833	43.059	241.6	15:03:20.965	4	2:27.587	P	50.018	46.058	51.511	161.9	15:04:12.263
5	1	6:32.772		5:28.959	34.707	29.106	110.2	15:09:53.737	5	6:20.842		5:14.679	35.747	30.416	105.5	15:10:33.105
6	1	1:41.450		39.104	33.495	28.851	238.9	15:11:35.187	6	1:44.897		40.301	35.055	29.541	212.1	15:12:18.002
7	1	1:42.968		39.834	34.438	28.696	235.8	15:13:18.155	7	1:44.001		40.063	34.403	29.535	213.4	15:14:02.003
8	1	1:41.823		39.408	33.638	28.777	238.9	15:14:59.978	8	2:11.290	P	44.319	41.963	45.008	213.4	15:16:13.293
9	1	2:01.862	P	39.667	41.395	40.800	240.5	15:17:01.840								

19	J.M Smörg	BMW M4 GT4	36	Guillermo Aso	Mercedes AMG GT4
GT4 Am	Javier Macias	Promotion Motorsport	GT4 Pro	Filip Vava-Atanackovic	NM Racing Team

Lap	D	Time	Sector 1	Sector 2	Sector 3	T. Spd	Elapsed	Lap	D	Time	Sector 1	Sector 2	Sector 3	T. Spd	Elapsed	
1	1	14:57:34.848		14:56:17.648	44.848	32.352	96.4	14:57:34.848	1	14:57:26.793	14:56:05.922	47.655	33.216	85.5	14:57:26.793	
2	1	1:49.701		43.139	35.827	30.735	223.1	14:59:24.549	2	1:49.923		43.886	35.593	30.444	175.8	14:59:16.716
3	1	1:45.565		40.655	35.173	29.737	194.2	15:01:10.114	3	7:19.100	P	5:58.885	44.111	36.104	236.3	15:06:35.816
4	1	2:06.042	P	39.801	40.105	46.136	228.8	15:03:16.156	4	5:27.502		4:24.700	34.476	28.326	110.4	15:12:03.318
5	1	6:47.067		5:41.597	35.946	29.524	106.4	15:10:03.223	5	1:40.196		38.671	33.159	28.366	237.3	15:13:43.514
6	1	1:45.713		40.027	34.773	30.913	224.5	15:11:48.936	6	1:39.272		38.470	32.783	28.019	238.4	15:15:22.786
7	1	1:48.040		41.795	36.507	29.738	195.6	15:13:36.976	7	1:44.952		38.891	37.145	28.916	236.3	15:17:07.738
8	1	1:44.864		40.103	35.123	29.638	227.8	15:15:21.840	8	1:51.527	P	40.359	35.928	35.240	182.1	15:18:59.265
9	1	2:01.936	P	42.143	39.710	40.083	216.0	15:17:23.776								

23	Filipe Matias	Ginetta G40	37	Henrique Cruz	Ginetta G55
TC	Filipe Matias	Filipe Matias	GTX	Jemma Moore	Tockwith Motorsports

Lap	D	Time	Sector 1	Sector 2	Sector 3	T. Spd	Elapsed	Lap	D	Time	Sector 1	Sector 2	Sector 3	T. Spd	Elapsed	
1	1	14:58:25.816		14:57:03.556	47.231	35.029	73.7	14:58:25.816	1	14:57:36.224	14:56:19.088	44.734	32.402	107.0	14:57:36.224	
2	1	1:58.830		45.877	40.094	32.859	175.6	15:00:24.646	2	1:54.434		43.327	36.589	34.518	191.8	14:59:30.658
3	1	2:15.169	P	45.194	40.864	49.111	191.4	15:02:39.815	3	1:53.510		40.226	38.731	34.553	222.6	15:01:24.168

25	Steve Kirton	Ginetta G55	38	Jonathan Elsworth	Steve Kirton
GTX	Jonathan Elsworth	Steve Kirton			

Lap	D	Time	Sector 1	Sector 2	Sector 3	T. Spd	Elapsed	Lap	D	Time	Sector 1	Sector 2	Sector 3	T. Spd	Elapsed	
1	1	14:58:08.074		14:56:44.919	47.062	36.093	75.1	14:58:08.074	1	14:57:42.202	39.367	34.336	28.499	225.4	15:15:34.918	
2	1	1:59.401		47.502	39.850	32.049	183.3	15:00:07.475	2	1:52.239	P	39.517	34.805	37.917	226.8	15:17:27.157
3	1	2:05.509	P	42.898	36.763	45.848	210.5	15:02:12.984								
4	1	8:05.424		6:57.904	36.634	30.886	113.0	15:10:18.408								
5	1	1:48.785		41.618	36.328	30.839	217.3	15:12:07.193								
6	1	1:48.644		41.215	37.148	30.281	218.6	15:13:55.837								
7	1	1:47.227		40.939	35.409	30.879	220.8	15:15:43.064								
8	1	1:48.269		41.838	36.076	30.355	201.8	15:17:31.333								
9	1	2:10.556	P	49.325	40.862	40.369	180.0	15:19:41.889								





Circuito de Madrid Jarama - RACE

Iberian Supercars (CPV)

Qualifying - 1

Tiempos Por Vuelta



40	Borja Hormigos	BMW M4 GT4	115	Alberto de Martín	Mercedes AMG GT4
GT4 Bronze	Héctor Hernández	RACE	GT4 Bronze	Nil Montserrat	NM Racing Team

Lap	D	Time	Sector 1	Sector 2	Sector 3	T. Spd	Elapsed	Lap	D	Time	Sector 1	Sector 2	Sector 3	T. Spd	Elapsed
1	1	14:57:32.061	14:56:11.435	48.112	32.514	104.2	14:57:32.061	1	1	14:57:27.803	14:56:07.414	47.174	33.215	100.5	14:57:27.803
2	1	1:48.059	41.951	36.237	29.871	200.3	14:59:20.120	2	1	1:47.413	42.114	36.059	29.240	177.6	14:59:15.216
3	1	1:42.151	39.645	33.761	28.745	234.7	15:01:02.271	3	1	1:40.703	38.991	33.377	28.335	229.7	15:00:55.919
4	1	2:09.705 P	39.150	39.785	50.770	222.2	15:03:11.976	4	1	1:59.351 P	38.542	35.027	45.782	235.2	15:02:55.270
5	1	6:47.874	5:40.279	36.638	30.957	97.8	15:09:59.850	5	1	7:10.456	6:02.795	36.248	31.413	116.7	15:10:05.726
6	1	1:41.732	39.471	33.335	28.926	237.3	15:11:41.582	6	1	1:41.220	38.853	33.726	28.641	234.7	15:11:46.946
7	1	1:41.397	39.371	33.307	28.719	234.2	15:13:22.979	7	1	1:40.123	38.654	33.110	28.359	234.2	15:13:27.069
8	1	1:41.111	39.154	33.315	28.642	236.8	15:15:04.090	8	1	1:39.805	38.685	32.934	28.186	236.8	15:15:06.874
9	1	2:10.664 P	39.597	43.939	47.128	229.2	15:17:14.754	9	1	1:40.574	38.752	33.289	28.533	238.9	15:16:47.448
								10	1	1:55.750 P	43.618	37.341	34.791	157.8	15:18:43.198

48	Salvador Tineo	Mercedes AMG GT4	116	Alba Cano	Mercedes AMG GT4
GT4 Pro	Luis Gonzalez	Motor Club Sabadell	GT4 Pro	Andy Cantu	NM Racing Team

Lap	D	Time	Sector 1	Sector 2	Sector 3	T. Spd	Elapsed	Lap	D	Time	Sector 1	Sector 2	Sector 3	T. Spd	Elapsed
1	1	14:57:10.486	14:56:04.443	36.234	29.809	101.2	14:57:10.486	1	1	14:57:28.683	14:56:08.240	47.211	33.232	96.3	14:57:28.683
2	1	1:42.355	40.202	33.959	28.194	196.3	14:58:52.841	2	1	1:49.151	42.695	35.691	30.765	159.2	14:59:17.834
3	1	1:39.830	38.712	33.100	28.018	232.2	15:00:32.671	3	1	1:41.730	39.144	33.852	28.734	226.8	15:00:59.564
4	1	2:00.159 P	38.647	34.130	47.382	233.2	15:02:32.830	4	1	2:02.420 P	39.058	38.029	45.333	227.8	15:03:01.984
5	1	7:24.521	6:19.699	34.300	30.522	107.0	15:09:57.351	5	1	7:04.829	6:01.914	34.070	28.845	111.6	15:10:06.813
6	1	1:39.343	38.447	32.867	28.029	234.2	15:11:36.694	6	1	1:42.326	38.727	33.588	30.011	229.2	15:11:49.139
7	1	1:39.643	38.646	32.955	28.042	235.2	15:13:16.337	7	1	1:41.010	39.301	33.153	28.556	224.5	15:13:30.149
8	1	1:47.760 P	39.113	33.791	34.856	219.5	15:15:04.097	8	1	1:40.381	38.746	33.073	28.562	231.7	15:15:10.530
								9	1	1:48.793 P	38.828	33.359	36.606	231.7	15:16:59.323

69	Dave Benett	Porsche 911 Cup	125	Tomás Pinto	Ginetta G50
Cup	Marcus Fothergill	Marcus Fothergill	GTX	Simon Moore	Simon Moore

Lap	D	Time	Sector 1	Sector 2	Sector 3	T. Spd	Elapsed	Lap	D	Time	Sector 1	Sector 2	Sector 3	T. Spd	Elapsed
1	1	14:58:20.862	14:57:05.442	42.483	32.937	98.5	14:58:20.862	1	1	14:58:03.265	14:56:41.281	46.124	35.860	88.3	14:58:03.265
2	1	1:49.435	42.866	36.714	29.855	197.4	15:00:10.297	2	1	1:54.165	44.879	37.955	31.331	180.3	14:59:57.430
3	1	1:58.316 P	41.030	36.239	41.047	216.4	15:02:08.613	3	1	1:46.792	40.976	35.640	30.176	223.6	15:01:44.222
4	1	8:03.964	6:57.726	36.157	30.081	113.8	15:10:12.577	4	1	2:21.455 P	49.188	45.232	47.035	195.2	15:04:05.677
5	1	1:46.593	41.013	35.616	29.964	228.3	15:11:59.170	5	1	6:26.475	5:19.472	36.934	30.069	104.1	15:10:32.152
6	1	1:46.555	40.890	35.882	29.783	233.7	15:13:45.725	6	1	1:44.665	40.234	34.962	29.469	228.3	15:12:16.817
7	1	1:45.761	40.461	35.418	29.882	230.2	15:15:31.486	7	1	1:42.961	39.617	34.325	29.019	227.8	15:13:59.778
8	1	1:46.689	41.167	35.577	29.945	232.7	15:17:18.175	8	1	1:43.273	40.192	34.165	28.916	228.3	15:15:43.051
9	1	2:06.716 P	45.477	38.546	42.693	162.4	15:19:24.891	9	1	2:11.126	1:05.730	36.140	29.256	224.0	15:17:54.177
								10	1	2:06.160 P	44.093	38.786	43.281	222.2	15:20:00.337

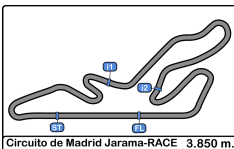
81	Nerea Marti	BMW M4 GT4	125	Tomás Pinto	Ginetta G50
GT4 Pro	Jose Milagros	Promotion Motorsport	GTX	Simon Moore	Simon Moore

Lap	D	Time	Sector 1	Sector 2	Sector 3	T. Spd	Elapsed	Lap	D	Time	Sector 1	Sector 2	Sector 3	T. Spd	Elapsed
1	1	14:57:07.092	14:55:56.358	39.305	31.429	94.6	14:57:07.092	1	1	14:58:03.265	14:56:41.281	46.124	35.860	88.3	14:58:03.265
2	1	1:43.891	41.717	33.892	28.282	204.5	14:58:50.983	2	1	1:54.165	44.879	37.955	31.331	180.3	14:59:57.430
3	1	1:38.863	38.125	33.012	27.726	240.5	15:00:29.846	3	1	1:46.792	40.976	35.640	30.176	223.6	15:01:44.222
4	1	1:52.204 P	38.433	32.765	41.006	242.1	15:02:22.050	4	1	2:21.455 P	49.188	45.232	47.035	195.2	15:04:05.677
5	1	7:34.233	6:29.006	34.936	30.291	107.7	15:09:56.283	5	1	6:26.475	5:19.472	36.934	30.069	104.1	15:10:32.152
6	1	1:39.162	38.192	32.637	28.333	241.0	15:11:35.445	6	1	1:44.665	40.234	34.962	29.469	228.3	15:12:16.817
7	1	1:47.246 P	38.507	32.747	35.992	235.2	15:13:22.691	7	1	1:42.961	39.617	34.325	29.019	227.8	15:13:59.778

88	Keith Gatehouse	Mercedes AMG GT4	125	Tomás Pinto	Ginetta G50
GT4 Am	Igor Sorokin	NM Racing Team	GTX	Simon Moore	Simon Moore

Lap	D	Time	Sector 1	Sector 2	Sector 3	T. Spd	Elapsed	Lap	D	Time	Sector 1	Sector 2	Sector 3	T. Spd	Elapsed
1	1	14:57:32.959	14:56:13.961	46.631	32.367	111.3	14:57:32.959	1	1	14:58:03.265	14:56:41.281	46.124	35.860	88.3	14:58:03.265
2	1	1:48.456	41.826	36.660	29.970	222.6	14:59:21.415	2	1	1:54.165	44.879	37.955	31.331	180.3	14:59:57.430
3	1	1:41.620	39.443	33.432	28.745	231.7	15:01:03.035	3	1	1:46.792	40.976	35.640	30.176	223.6	15:01:44.222
4	1	2:10.014 P	39.448	41.428	49.138	233.7	15:03:13.049	4	1	2:21.455 P	49.188	45.232	47.035	195.2	15:04:05.677





Circuito de Madrid Jarama - RACE

Iberian Supercars (CPV)

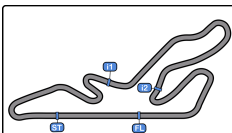
Qualifying - 1

Mejores Sectores



Sector - 1		Sector - 2		Sector - 3		Ideal Lap vs Best Lap					
Clas	Nº Driver	Time	Nº Driver	Time	Nº Driver	Time	Clas	Nº Driver	Ideal Lap	Best Lap	Clas
1	81 Nerea Marti	38.125	81 Nerea Marti	32.637	81 Nerea Marti	27.726	1	81 Nerea Marti	1:38.488	1:38.863	1
2	48 Salvador Tineo	38.447	36 Guillermo Aso	32.783	48 Salvador Tineo	28.018	2	36 Guillermo Aso	1:39.272	1:39.272	2
3	36 Guillermo Aso	38.470	48 Salvador Tineo	32.867	36 Guillermo Aso	28.019	3	48 Salvador Tineo	1:39.332	1:39.343	3
4	115 Alberto de Martín	38.542	115 Alberto de Martín	32.934	115 Alberto de Martín	28.186	4	115 Alberto de Martín	1:39.662	1:39.805	4
5	116 Alba Cano	38.727	116 Alba Cano	33.073	11 Pedro Herraiz	28.353	5	116 Alba Cano	1:40.356	1:40.381	5
6	16 Sérgio Azevedo	39.104	40 Borja Hormigos	33.307	37 Henrique Cruz	28.499	6	40 Borja Hormigos	1:41.099	1:41.111	6
7	40 Borja Hormigos	39.150	88 Keith Gatehouse	33.432	116 Alba Cano	28.556	7	16 Sérgio Azevedo	1:41.295	1:41.450	7
8	27 Rafael Muncharaz	39.351	16 Sérgio Azevedo	33.495	40 Borja Hormigos	28.642	8	88 Keith Gatehouse	1:41.620	1:41.620	8
9	37 Henrique Cruz	39.367	125 Tomás Pinto	34.165	16 Sérgio Azevedo	28.696	9	37 Henrique Cruz	1:42.202	1:42.202	9
10	88 Keith Gatehouse	39.443	11 Pedro Herraiz	34.219	88 Keith Gatehouse	28.745	10	11 Pedro Herraiz	1:42.379	1:42.563	10
11	125 Tomás Pinto	39.617	37 Henrique Cruz	34.336	125 Tomás Pinto	28.916	11	125 Tomás Pinto	1:42.698	1:42.961	11
12	19 J.M Smörg	39.801	33 Rui Miritta	34.403	27 Rafael Muncharaz	29.091	12	27 Rafael Muncharaz	1:43.008	1:43.008	12
13	11 Pedro Herraiz	39.807	27 Rafael Muncharaz	34.566	19 J.M Smörg	29.524	13	33 Rui Miritta	1:44.001	1:44.001	13
14	33 Rui Miritta	40.063	19 J.M Smörg	34.773	33 Rui Miritta	29.535	14	19 J.M Smörg	1:44.098	1:44.864	14
15	69 Dave Benett	40.461	25 Steve Kirton	35.409	69 Dave Benett	29.783	15	69 Dave Benett	1:45.662	1:45.761	15
16	25 Steve Kirton	40.939	69 Dave Benett	35.418	25 Steve Kirton	30.281	16	25 Steve Kirton	1:46.629	1:47.227	16
17	23 Filipe Matias	45.194	23 Filipe Matias	40.094	23 Filipe Matias	32.859	17	23 Filipe Matias	1:58.147	1:58.830	17





Circuito de Madrid Jarama - RACE

Iberian Supercars (CPV)

Qualifying - 1

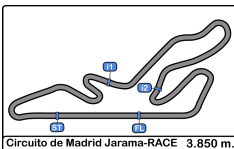
5 Mejores Tiempos

Circuito de Madrid Jarama-RACE 3.850 m.



Cl	Nº Team	Driver - 1	Driver - 2	Vehicle	Cat	Cl	Best 1		Best 2		Best 3		Best 4		Best 5	
							Time	Lap	Time	Lap	Time	Lap	Time	Lap	Time	Lap
1	81 Promotion Motorsport	<u>Nerea Marti</u>	Jose Milagros	BMW M4 GT4	GT4 Pro	1	1:38.863	3	1:39.162	6	1:43.891	2	1:47.246	7	7:34.233	5
2	36 NM Racing Team	<u>Guillermo Aso</u>	Filip Vava-Atanackovic	Mercedes AMG GT4	GT4 Pro	2	1:39.272	6	1:40.196	5	1:44.952	7	1:49.923	2	1:51.527	8
3	48 Motor Club Sabadell	<u>Salvador Tineo</u>	Luis Gonzalez	Mercedes AMG GT4	GT4 Pro	3	1:39.343	6	1:39.643	7	1:39.830	3	1:42.355	2	1:47.760	8
4	115 NM Racing Team	<u>Alberto de Martín</u>	Nil Montserrat	Mercedes AMG GT4	GT4 Bronz	1	1:39.805	8	1:40.123	7	1:40.574	9	1:40.703	3	1:41.220	6
5	116 NM Racing Team	<u>Alba Cano</u>	Andy Cantu	Mercedes AMG GT4	GT4 Pro	4	1:40.381	8	1:41.010	7	1:41.730	3	1:42.326	6	1:48.793	9
6	40 RACE	<u>Borja Hormigos</u>	Héctor Hernández	BMW M4 GT4	GT4 Bronz	1	1:41.111	8	1:41.397	7	1:41.732	6	1:42.151	3	1:48.059	2
7	16 Orlando Batina	<u>Sérgio Azevedo</u>	Orlando Batina	BMW M4 GT4	GT4 Pro	5	1:41.450	6	1:41.823	8	1:42.968	7	1:52.690	3	2:01.862	9
8	88 NM Racing Team	<u>Keith Gatehouse</u>	Igor Sorokin	Mercedes AMG GT4	GT4 Am	1	1:41.620	3	1:48.456	2						
9	37 Tockwith Motorsports	<u>Henrique Cruz</u>	Jemma Moore	Ginetta G55	GTX	1	1:42.202	8	1:42.873	6	1:43.688	7	1:52.239	9	1:53.510	3
10	11 RX Pro Racing	<u>Pedro Herraiz</u>	Samuel Gomez	Hyundai i30 TCR	TCR	1	1:42.563	6	1:43.510	5	1:45.462	4	1:51.964	7	8:22.111	3
11	125 Simon Moore	<u>Tomás Pinto</u>	Simon Moore	Ginetta G50	GTX	2	1:42.961	7	1:43.273	8	1:44.665	6	1:54.165	2	2:06.160	10
12	27 SMC Motorsport	Rafael Muncharaz		McLaren 570S GT4	GT4 Am	2	1:43.008	8	1:44.232	7	1:46.380	2	1:49.232	3	1:54.208	6
13	33 Monteiro's Competição	Rui Miritta		Porsche 911 Cup	Cup	1	1:44.001	7	1:44.897	6	1:50.942	2	2:11.290	8	6:20.842	5
14	19 Promotion Motorsport	<u>J.M Smörg</u>	Javier Macias	BMW M4 GT4	GT4 Am	3	1:44.864	8	1:45.565	3	1:45.713	6	1:48.040	7	1:49.701	2
15	69 Marcus Fothergill	<u>Dave Benett</u>	Marcus Fothergill	Porsche 911 Cup	Cup	2	1:45.761	7	1:46.555	6	1:46.593	5	1:46.689	8	1:49.435	2
16	25 Steve Kirton	<u>Steve Kirton</u>	Jonathan Elsworth	Ginetta G55	GTX	3	1:47.227	7	1:48.269	8	1:48.644	6	1:48.785	5	1:59.401	2
17	23 Filipe Matias	Filipe Matias		Ginetta G40	TC	1	1:58.830	2								





Circuito de Madrid Jarama - RACE

Iberian Supercars (CPV)

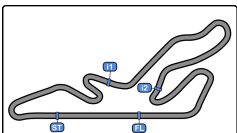
Qualifying - 1

5 Mejores Velocidades



Cl	Nº Team	Driver - 1	Driver - 2	Vehicle	Cat	Cl	Top 1		Top 2		Top 3		Top 4		Top 5		Avg
							Km/h	Lap	Km/h	Lap	Km/h	Lap	Km/h	Lap	Km/h	Lap	
1	81 Promotion Motorsport	<u>Nerea Marti</u>	Jose Milagros	BMW M4 GT4	GT4 Pro	1	242.1	4	241.0	6	240.5	3	235.2	7	204.5	2	232.7
2	16 Orlando Batina	<u>Sérgio Azevedo</u>	Orlando Batina	BMW M4 GT4	GT4 Pro	2	241.6	4	240.5	9	238.9	6	238.9	8	235.8	7	239.1
3	115 NM Racing Team	<u>Alberto de Martín</u>	Nil Montserrat	Mercedes AMG GT4	GT4 Bronz	1	238.9	9	236.8	8	235.2	4	234.7	6	234.2	7	236.0
4	36 NM Racing Team	<u>Guillermo Aso</u>	Filip Vava-Atanackovic	Mercedes AMG GT4	GT4 Pro	3	238.4	6	237.3	5	236.3	3	236.3	7	182.1	8	226.1
5	27 SMC Motorsport	Rafael Muncharaz		McLaren 570S GT4	GT4 Am	1	237.8	6	234.7	3	231.2	8	230.2	7	228.3	4	232.5
6	40 RACE	<u>Borja Hormigos</u>	Héctor Hernández	BMW M4 GT4	GT4 Bronz	1	237.3	6	236.8	8	234.7	3	234.2	7	229.2	9	234.5
7	48 Motor Club Sabadell	<u>Salvador Tineo</u>	Luis Gonzalez	Mercedes AMG GT4	GT4 Pro	4	235.2	7	234.2	6	233.2	4	232.2	3	219.5	8	230.9
8	69 Marcus Fothergill	<u>Dave Benett</u>	Marcus Fothergill	Porsche 911 Cup	Cup	1	233.7	6	232.7	8	230.2	7	228.3	5	216.4	3	228.3
9	88 NM Racing Team	<u>Keith Gatehouse</u>	Igor Sorokin	Mercedes AMG GT4	GT4 Am	2	233.7	4	231.7	3	222.6	2	111.3	1			199.8
10	11 RX Pro Racing	<u>Pedro Herraiz</u>	Samuel Gomez	Hyundai i30 TCR	TCR	1	231.7	7	226.4	6	225.0	5	218.1	4	97.5	2	199.7
11	116 NM Racing Team	<u>Alba Cano</u>	Andy Cantu	Mercedes AMG GT4	GT4 Pro	5	231.7	8	231.7	9	229.2	6	227.8	4	226.8	3	229.5
12	19 Promotion Motorsport	<u>J.M Smörg</u>	Javier Macias	BMW M4 GT4	GT4 Am	3	228.8	4	227.8	8	224.5	6	223.1	2	216.0	9	224.0
13	125 Simon Moore	<u>Tomás Pinto</u>	Simon Moore	Ginetta G50	GTX	1	228.3	6	228.3	8	227.8	7	224.0	9	223.6	3	226.4
14	37 Tockwith Motorsports	<u>Henrique Cruz</u>	Jemma Moore	Ginetta G55	GTX	2	226.8	9	226.4	7	225.4	8	222.6	3	220.8	4	224.4
15	33 Monteiro's Competição	Rui Miritta		Porsche 911 Cup	Cup	2	223.1	3	213.4	7	213.4	8	212.1	6	199.6	2	212.3
16	25 Steve Kirton	<u>Steve Kirton</u>	Jonathan Elsworth	Ginetta G55	GTX	3	220.8	7	218.6	6	217.3	5	210.5	3	201.8	8	213.8
17	23 Filipe Matias	Filipe Matias		Ginetta G40	TC	1	191.4	3	175.6	2	73.7	1					146.9





Circuito de Madrid Jarama-RACE 3.850 m.

Circuito de Madrid Jarama - RACE

Iberian Supercars (CPV)

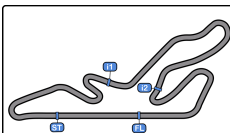
Qualifying - 1

Secuencia Vueltas Rápidas



Lap	Day Time	Session Time	Nº Team	Driver - 1	Driver - 2	Vehicle	Cat	Time	Km/h
2	14:58:50.983	3:50.983	81 Promotion Motorsport	<u>Nerea Marti</u>	Jose Milagros	BMW M4 GT4	GT4 Pro	1:43.891	133.4
2	14:58:52.841	3:52.841	48 Motor Club Sabadell	<u>Salvador Tineo</u>	Luis Gonzalez	Mercedes AMG GT4	GT4 Pro	1:42.355	135.4
3	15:00:29.846	5:29.846	81 Promotion Motorsport	<u>Nerea Marti</u>	Jose Milagros	BMW M4 GT4	GT4 Pro	1:38.863	140.1





Circuito de Madrid Jarama - RACE

Iberian Supercars (CPV)

Qualifying - 1

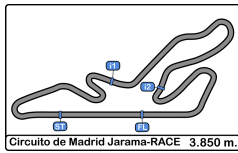
Mejor Máxima Velocidad del Evento

Circuito de Madrid Jarama-RACE 3.850 m.



Nº	Team	Driver - 1	Driver - 2	Vehicle	Cat	Km/h	Session
16	Orlando Batina	Sérgio Azevedo	Orlando Batina	BMW M4 GT4	GT4 Pro	243.7	Free Practice
81	Promotion Motorsport	Nerea Marti	Jose Milagros	BMW M4 GT4	GT4 Pro	242.6	Free Practice
40	RACE	Borja Hormigos	Héctor Hernández	BMW M4 GT4	GT4 Bronz	242.1	Free Practice
27	SMC Motorsport	Rafael Muncharaz		McLaren 570S GT4	GT4 Am	240.0	Free Practice
115	NM Racing Team	Alberto de Martín	Nil Montserrat	Mercedes AMG GT4	GT4 Bronz	238.9	Qualifying - 1
19	Promotion Motorsport	J.M Smörg	Javier Macias	BMW M4 GT4	GT4 Am	238.4	Free Practice
36	NM Racing Team	Guillermo Aso	Filip Vava-Atanackovic	Mercedes AMG GT4	GT4 Pro	238.4	Qualifying - 1
48	Motor Club Sabadell	Salvador Tineo	Luis Gonzalez	Mercedes AMG GT4	GT4 Pro	237.3	Free Practice
88	NM Racing Team	Keith Gatehouse	Igor Sorokin	Mercedes AMG GT4	GT4 Am	234.7	Free Practice
116	NM Racing Team	Alba Cano	Andy Cantu	Mercedes AMG GT4	GT4 Pro	234.2	Free Practice
69	Marcus Fothergill	Dave Benett	Marcus Fothergill	Porsche 911 Cup	Cup	233.7	Qualifying - 1
11	RX Pro Racing	Pedro Herraiz	Samuel Gomez	Hyundai i30 TCR	TCR	232.7	Free Practice
33	Monteiros Competição	Rui Miritta		Porsche 911 Cup	Cup	231.2	Free Practice
22	JC Group Racing Team	Gabriela Correia		Mercedes AMG GT4	GT4 Bronz	231.2	Free Practice
125	Simon Moore	Tomás Pinto	Simon Moore	Ginetta G50	GTX	228.3	Qualifying - 1
37	Tockwith Motorsports	Henrique Cruz	Jemma Moore	Ginetta G55	GTX	226.8	Qualifying - 1
25	Steve Kirton	Steve Kirton	Jonathan Elsworth	Ginetta G55	GTX	220.8	Qualifying - 1
23	Filipe Matias	Filipe Matias		Ginetta G40	TC	191.8	Free Practice





Circuito de Madrid Jarama - RACE

Iberian Supercars (CPV)

Qualifying - 1

Tiempos Parada en Pit



11 Pedro Herraiz Hyundai i30 TCR

TCR Samuel Gomez RX Pro Racing

Nº	In Day Time	In Time	Out Time	Pit Time	T. Pit Time	Handicap	Diff.
1	14:57:45.234	14:57:45.234	15:00:11.815	2:26.581	2:26.581		
2	15:02:14.625	15:02:14.625	15:08:49.155	6:34.530	9:01.111		

16 Sérgio Azevedo BMW M4 GT4

GT4 Pro Orlando Batina Orlando Batina

Nº	In Day Time	In Time	Out Time	Pit Time	T. Pit Time	Handicap	Diff.
1	15:03:16.532	15:03:16.532	15:08:11.261	4:54.729	4:54.729		

19 J.M Smörg BMW M4 GT4

GT4 Am Javier Macias Promotion Motorsport

Nº	In Day Time	In Time	Out Time	Pit Time	T. Pit Time	Handicap	Diff.
1	15:03:12.509	15:03:12.509	15:08:18.755	5:06.246	5:06.246		

25 Steve Kirton Ginetta G55

GTX Jonathan Elsworth Steve Kirton

Nº	In Day Time	In Time	Out Time	Pit Time	T. Pit Time	Handicap	Diff.
1	15:02:09.365	15:02:09.365	15:08:30.779	6:21.414	6:21.414		

27 Rafael Muncharaz McLaren 570S GT4

GT4 Am SMC Motorsport

Nº	In Day Time	In Time	Out Time	Pit Time	T. Pit Time	Handicap	Diff.
1	15:03:20.622	15:03:20.622	15:09:10.947	5:50.325	5:50.325		

33 Rui Miritta Porsche 911 Cup

Cup Monteiro's Competição

Nº	In Day Time	In Time	Out Time	Pit Time	T. Pit Time	Handicap	Diff.
1	15:04:07.788	15:04:07.788	15:08:46.879	4:39.091	4:39.091		

36 Guillermo Aso Mercedes AMG GT4

GT4 Pro Filip Vava-Atanackovic NM Racing Team

Nº	In Day Time	In Time	Out Time	Pit Time	T. Pit Time	Handicap	Diff.
1	15:06:32.920	15:06:32.920	15:10:22.558	3:49.638	3:49.638		

37 Henrique Cruz Ginetta G55

GTX Jemma Moore Tockwith Motorsports

Nº	In Day Time	In Time	Out Time	Pit Time	T. Pit Time	Handicap	Diff.
1	15:03:29.435	15:03:29.435	15:08:32.623	5:03.188	5:03.188		

40 Borja Hormigos BMW M4 GT4

GT4 Bronze Héctor Hernández RACE

Nº	In Day Time	In Time	Out Time	Pit Time	T. Pit Time	Handicap	Diff.
1	15:03:07.427	15:03:07.427	15:08:10.002	5:02.575	5:02.575		

48 Salvador Tineo Mercedes AMG GT4

GT4 Pro Luis Gonzalez Motor Club Sabadell

Nº	In Day Time	In Time	Out Time	Pit Time	T. Pit Time	Handicap	Diff.
1	15:02:28.845	15:02:28.845	15:08:15.462	5:46.617	5:46.617		

69 Dave Benett Porsche 911 Cup

Cup Marcus Fothergill Marcus Fothergill

Nº	In Day Time	In Time	Out Time	Pit Time	T. Pit Time	Handicap	Diff.
1	15:02:04.910	15:02:04.910	15:08:26.633	6:21.723	6:21.723		

81 Nerea Marti BMW M4 GT4

GT4 Pro Jose Milagros Promotion Motorsport

Nº	In Day Time	In Time	Out Time	Pit Time	T. Pit Time	Handicap	Diff.
1	15:02:18.069	15:02:18.069	15:08:12.454	5:54.385	5:54.385		

115 Alberto de Martín Mercedes AMG GT4

GT4 Bronze Nil Montserrat NM Racing Team

Nº	In Day Time	In Time	Out Time	Pit Time	T. Pit Time	Handicap	Diff.
1	15:02:52.347	15:02:52.347	15:08:19.936	5:27.589	5:27.589		

116 Alba Cano Mercedes AMG GT4

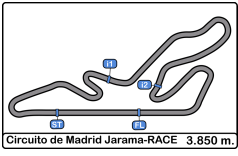
GT4 Pro Andy Cantu NM Racing Team

Nº	In Day Time	In Time	Out Time	Pit Time	T. Pit Time	Handicap	Diff.
1	15:02:58.016	15:02:58.016	15:08:24.870	5:26.854	5:26.854		

125 Tomás Pinto Ginetta G50

GTX Simon Moore Simon Moore

Nº	In Day Time	In Time	Out Time	Pit Time	T. Pit Time	Handicap	Diff.
1	15:04:03.019	15:04:03.019	15:08:44.203	4:41.184	4:41.184		



Circuito de Madrid Jarama - RACE

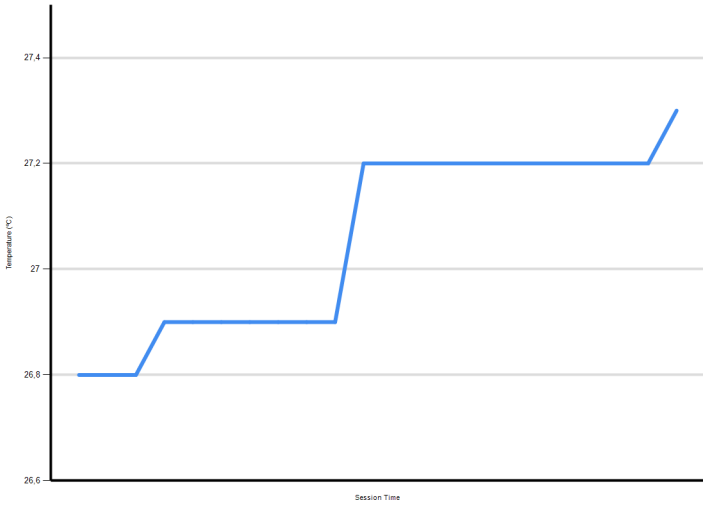
Iberian Supercars (CPV)

Qualifying - 1

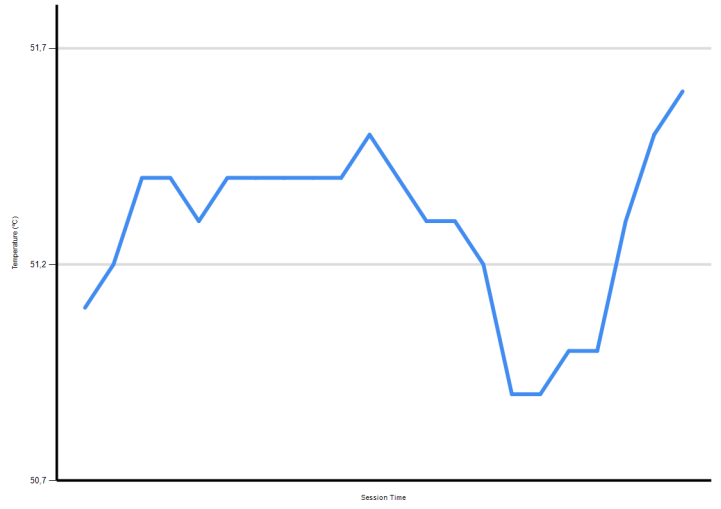
Informe Meteorológico



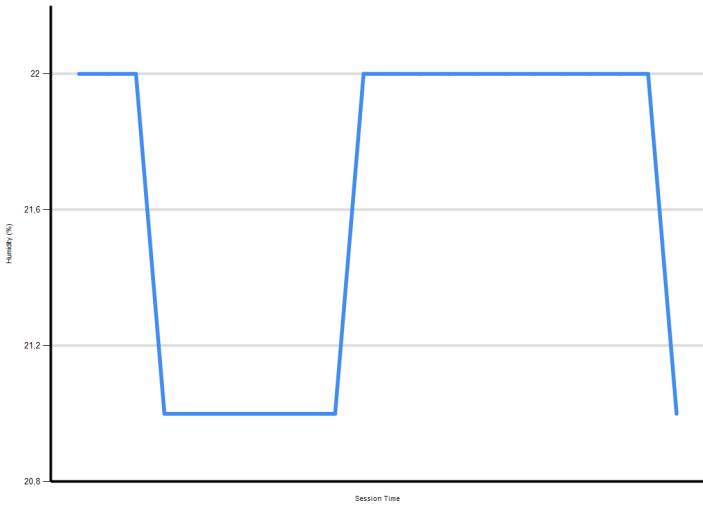
Air Temperature




Track Temperature




Humidity



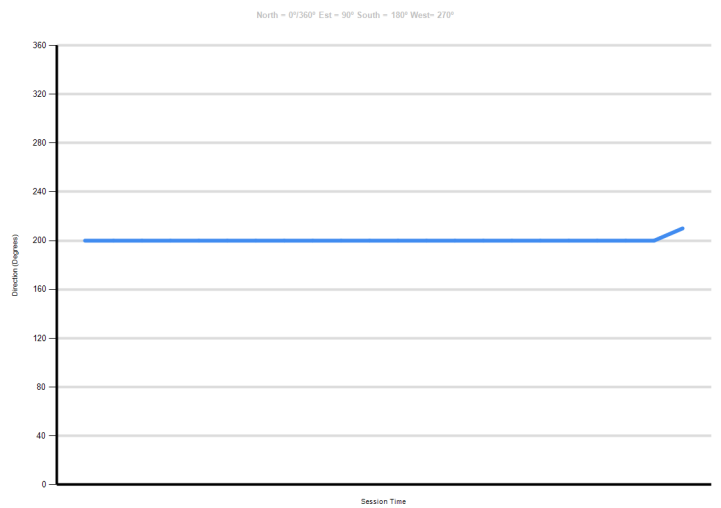
Pressure

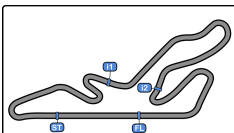


Wind Speed



Wind direction





Circuito de Madrid Jarama-RACE 3.850 m.

Circuito de Madrid Jarama - RACE

Iberian Supercars (CPV)

Qualifying - 1

Resultados Finales



Cls	Nº	Team	Driver - 1	Driver - 2	Vehicle	Cat	Cls	Laps	Best	Time	Gap	Interval	Km/h
1	81	Promotion Motorsport	<u>Nerea Marti</u>	Jose Milagros	BMW M4 GT4	GT4 Pro	1	7	3	1:38.863			140.1
2	36	NM Racing Team	<u>Guillermo Aso</u>	Filip Vava-Atanackovic	Mercedes AMG GT4	GT4 Pro	2	8	6	1:39.272	0.409	0.409	139.6
3	48	Motor Club Sabadell	<u>Salvador Tineo</u>	Luis Gonzalez	Mercedes AMG GT4	GT4 Pro	3	8	6	1:39.343	0.480	0.071	139.5
4	115	NM Racing Team	<u>Alberto de Martín</u>	Nil Montserrat	Mercedes AMG GT4	GT4 Bronz	1	10	8	1:39.805	0.942	0.462	138.8
5	116	NM Racing Team	<u>Alba Cano</u>	Andy Cantu	Mercedes AMG GT4	GT4 Pro	4	9	8	1:40.381	1.518	0.576	138.0
6	40	RACE	<u>Borja Hormigos</u>	Héctor Hernández	BMW M4 GT4	GT4 Bronz	1	9	8	1:41.111	2.248	0.730	137.0
7	16	Orlando Batina	<u>Sérgio Azevedo</u>	Orlando Batina	BMW M4 GT4	GT4 Pro	5	9	6	1:41.450	2.587	0.339	136.6
8	88	NM Racing Team	<u>Keith Gatehouse</u>	Igor Sorokin	Mercedes AMG GT4	GT4 Am	1	4	3	1:41.620	2.757	0.170	136.3
9	37	Tockwith Motorsports	<u>Henrique Cruz</u>	Jemma Moore	Ginetta G55	GTX	1	9	8	1:42.202	3.339	0.582	135.6
10	11	RX Pro Racing	<u>Pedro Herraiz</u>	Samuel Gomez	Hyundai i30 TCR	TCR	1	7	6	1:42.563	3.700	0.361	135.1
11	125	Simon Moore	<u>Tomás Pinto</u>	Simon Moore	Ginetta G50	GTX	2	10	7	1:42.961	4.098	0.398	134.6
12	27	SMC Motorsport	Rafael Muncharaz		McLaren 570S GT4	GT4 Am	2	9	8	1:43.008	4.145	0.047	134.5
13	33	Monteiros Competição	Rui Miritta		Porsche 911 Cup	Cup	1	8	7	1:44.001	5.138	0.993	133.2
14	19	Promotion Motorsport	<u>J.M Smörg</u>	Javier Macias	BMW M4 GT4	GT4 Am	3	9	8	1:44.864	6.001	0.863	132.1
15	69	Marcus Fothergill	<u>Dave Benett</u>	Marcus Fothergill	Porsche 911 Cup	Cup	2	9	7	1:45.761	6.898	0.897	131.0
16	25	Steve Kirton	<u>Steve Kirton</u>	Jonathan Elsworth	Ginetta G55	GTX	3	9	7	1:47.227	8.364	1.466	129.2
17	23	Filipe Matias	Filipe Matias		Ginetta G40	TC	1	3	2	1:58.830	19.967	11.603	116.6

Published at:.....

Track Temp: 51.6 °C Air Temp: 27.3 °C Humidity: 21 % Track Status: SECA

Stewards:

Mário MANSO

Jerónimo CUERVA

David VICENTE

CD-PT24/0047

CD-0819-ESP/M

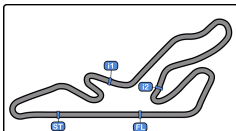
CD-0680-ESP/M

Timekeeper:

María.Jesús GAMAZO

JOB-0499-ESP/M





Circuito de Madrid Jarama - RACE

Iberian Supercars (CPV)

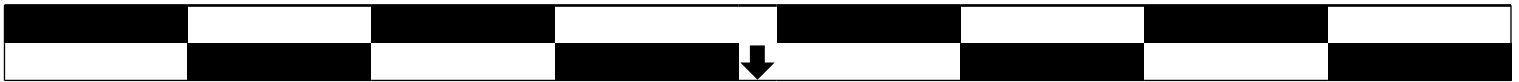
Race - 1

Parrilla de Salida

Circuito de Madrid Jarama-RACE 3.850 m.



17	23	Filipe Matias	1:58.830				
15	69	Dave Benett	1:45.761	1:47.227	Steve Kirton	25	16
13	33	Rui Miritta	1:44.001	1:44.864	J.M Smörg	19	14
11	125	Tomás Pinto	1:42.961	1:43.008	Rafael Muncharaz	27	12
9	37	Henrique Cruz	1:42.202	1:42.563	Pedro Herraiz	11	10
7	16	Sérgio Azevedo	1:41.450	1:41.620	Keith Gatehouse	88	8
5	116	Alba Cano	1:40.381	1:41.111	Borja Hormigos	40	6
3	48	Salvador Tineo	1:39.343	1:39.805	Alberto de Martín	115	4
1	81	Nerea Marti	1:38.863	1:39.272	Guillermo Aso	36	2



Pole

Published at:.....

Stewards:

Mário MANSO

Jerónimo CUERVA


David VICENTE

CD-PT24/0047

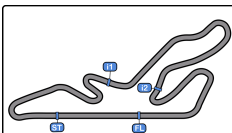
CD-0819-ESP/M

CD-0680-ESP/M

Timekeeper:


 Maria Jesús GAMAZO
 JÓB-0499-ESP/M





Circuito de Madrid Jarama - RACE

Iberian Supercars (CPV)

Qualifying - 2

Resultados Provisionales

Circuito de Madrid Jarama-RACE 3.850 m.



Cls	Nº	Team	Driver - 1	Driver - 2	Vehicle	Cat	Cls	Laps	Best	Time	Gap	Interval	Km/h
1	36	NM Racing Team	Guillermo Aso	<u>Filip Vava-Atanackovic</u>	Mercedes AMG GT4	GT4 Pro	1	5	3	1:37.778			141.7
2	81	Promotion Motorsport	Nerea Marti	<u>Jose Milagros</u>	BMW M4 GT4	GT4 Pro	2	7	3	1:37.779	0.001	0.001	141.7
3	115	NM Racing Team	Alberto de Martín	<u>Nil Montserrat</u>	Mercedes AMG GT4	GT4 Bronz	1	5	3	1:38.064	0.286	0.285	141.3
4	16	Orlando Batina	Sérgio Azevedo	<u>Orlando Batina</u>	BMW M4 GT4	GT4 Pro	3	9	4	1:38.510	0.732	0.446	140.6
5	116	NM Racing Team	Alba Cano	<u>Andy Cantu</u>	Mercedes AMG GT4	GT4 Pro	4	7	5	1:38.534	0.756	0.024	140.6
6	48	Motor Club Sabadell	Salvador Tineo	<u>Luis Gonzalez</u>	Mercedes AMG GT4	GT4 Pro	5	7	6	1:38.937	1.159	0.403	140.0
7	88	NM Racing Team	Keith Gatehouse	<u>Igor Sorokin</u>	Mercedes AMG GT4	GT4 Am	1	8	7	1:40.785	3.007	1.848	137.5
8	19	Promotion Motorsport	J.M Smörg	<u>Javier Macias</u>	BMW M4 GT4	GT4 Am	2	8	4	1:41.287	3.509	0.502	136.8
9	37	Tockwith Motorsports	Henrique Cruz	<u>Jemma Moore</u>	Ginetta G55	GTX	1	9	3	1:41.304	3.526	0.017	136.8
10	40	RACE	Borja Hormigos	<u>Héctor Hernández</u>	BMW M4 GT4	GT4 Bronz	1	7	3	1:41.432	3.654	0.128	136.6
11	69	Marcus Fothergill	Dave Benett	<u>Marcus Fothergill</u>	Porsche 911 Cup	Cup	1	8	5	1:41.822	4.044	0.390	136.1
12	11	RX Pro Racing	Pedro Herraiz	<u>Samuel Gomez</u>	Hyundai i30 TCR	TCR	1	9	8	1:41.847	4.069	0.025	136.0
13	27	SMC Motorsport	Rafael Muncharaz		McLaren 570S GT4	GT4 Am	3	9	7	1:42.510	4.732	0.663	135.2
14	125	Simon Moore	Tomás Pinto	<u>Simon Moore</u>	Ginetta G50	GTX	2	8	6	1:42.701	4.923	0.191	134.9
15	25	Steve Kirton	Steve Kirton	<u>Jonathan Elsworth</u>	Ginetta G55	GTX	3	9	6	1:43.130	5.352	0.429	134.3
16	33	Monteiros Competição	Rui Miritta		Porsche 911 Cup	Cup	2	5	4	1:43.524	5.746	0.394	133.8
17	23	Filipe Matias	Filipe Matias		Ginetta G40	TC	1	5	4	1:56.601	18.823	13.077	118.8

Published at:.....

Track Temp: 51.1 °C Air Temp: 27.3 °C Humidity: 22 % Track Status: SECA

Race Director:

Ramiro BRITO

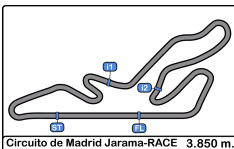
DCI PT24/0086

Timekeeper:

Maria.Jesús GAMAZO

JOB-0499-ESP/M





Circuito de Madrid Jarama - RACE
Iberian Supercars (CPV)
Qualifying - 2
Resultados Provisionales por Categoría



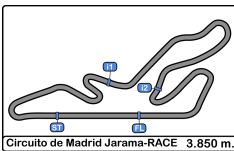
GT4 Pro													
Cls	Nº	Team	Driver - 1	Driver - 2	Vehicle	Cat	Cls	Laps	Best	Time	Gap	Interval	Km/h
1	36	NM Racing Team	Guillermo Aso	Filip Vava-Atanackovic	Mercedes AMG GT4	GT4 Pro	1	5	3	1:37.778			141.7
2	81	Promotion Motorsport	Nerea Marti	Jose Milagros	BMW M4 GT4	GT4 Pro	2	7	3	1:37.779	0.001	0.001	141.7
3	16	Orlando Batina	Sérgio Azevedo	Orlando Batina	BMW M4 GT4	GT4 Pro	3	9	4	1:38.510	0.732	0.731	140.6
4	116	NM Racing Team	Alba Cano	Andy Cantu	Mercedes AMG GT4	GT4 Pro	4	7	5	1:38.534	0.756	0.024	140.6
5	48	Motor Club Sabadell	Salvador Tineo	Luis Gonzalez	Mercedes AMG GT4	GT4 Pro	5	7	6	1:38.937	1.159	0.403	140.0
GT4 Bronze													
Cls	Nº	Team	Driver - 1	Driver - 2	Vehicle	Cat	Cls	Laps	Best	Time	Gap	Interval	Km/h
1	115	NM Racing Team	Alberto de Martín	Nil Montserrat	Mercedes AMG GT4	GT4 Bronz	1	5	3	1:38.064			141.3
GT4 Am													
Cls	Nº	Team	Driver - 1	Driver - 2	Vehicle	Cat	Cls	Laps	Best	Time	Gap	Interval	Km/h
1	88	NM Racing Team	Keith Gatehouse	Igor Sorokin	Mercedes AMG GT4	GT4 Am	1	8	7	1:40.785			137.5
2	19	Promotion Motorsport	J.M Smörg	Javier Macias	BMW M4 GT4	GT4 Am	2	8	4	1:41.287	0.502	0.502	136.8
3	27	SMC Motorsport	Rafael Muncharaz		McLaren 570S GT4	GT4 Am	3	9	7	1:42.510	1.725	1.223	135.2
GTX													
Cls	Nº	Team	Driver - 1	Driver - 2	Vehicle	Cat	Cls	Laps	Best	Time	Gap	Interval	Km/h
1	37	Tockwith Motorsports	Henrique Cruz	Jemma Moore	Ginetta G55	GTX	1	9	3	1:41.304			136.8
2	125	Simon Moore	Tomás Pinto	Simon Moore	Ginetta G50	GTX	2	8	6	1:42.701	1.397	1.397	134.9
3	25	Steve Kirton	Steve Kirton	Jonathan Elsworth	Ginetta G55	GTX	3	9	6	1:43.130	1.826	0.429	134.3
GT4 Bronze													
Cls	Nº	Team	Driver - 1	Driver - 2	Vehicle	Cat	Cls	Laps	Best	Time	Gap	Interval	Km/h
1	40	RACE	Borja Hormigos	Héctor Hernández	BMW M4 GT4	GT4 Bronz	1	7	3	1:41.432			136.6
Cup													
Cls	Nº	Team	Driver - 1	Driver - 2	Vehicle	Cat	Cls	Laps	Best	Time	Gap	Interval	Km/h
1	69	Marcus Fothergill	Dave Benett	Marcus Fothergill	Porsche 911 Cup	Cup	1	8	5	1:41.822			136.1
2	33	Monteiros Competição	Rui Miritta		Porsche 911 Cup	Cup	2	5	4	1:43.524	1.702	1.702	133.8
TCR													
Cls	Nº	Team	Driver - 1	Driver - 2	Vehicle	Cat	Cls	Laps	Best	Time	Gap	Interval	Km/h
1	11	RX Pro Racing	Pedro Herraiz	Samuel Gomez	Hyundai i30 TCR	TCR	1	9	8	1:41.847			136.0

Published at:.....

Track Temp: 51.1 °C Air Temp: 27.3 °C Humidity: 22 % Track Status: SECA

Race Director:	Ramiro BRITO DCI PT24/0086	Timekeeper:	Maria.Jesús GAMAZO JOB-0499-ESP/M
-----------------------	-------------------------------	--------------------	--------------------------------------





Circuito de Madrid Jarama - RACE
 Iberian Supercars (CPV)
 Qualifying - 2
Resultados Provisionales por Categoría



TC													
Cls	Nº	Team	Driver - 1	Driver - 2	Vehicle	Cat	Cls	Laps	Best	Time	Gap	Interval	Km/h
1	23	Filipe Matias	Filipe Matias		Ginetta G40	TC	1	5	4	1:56.601			118.8

Published at:.....

Track Temp: 51.1 °C Air Temp: 27.3 °C Humidity: 22 % Track Status: SECA

Race Director:

Ramiro BRITO

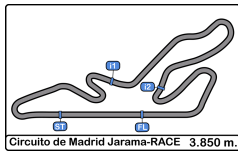
DCI PT24/0086

Timekeeper:

Maria.Jesús GAMAZO

JOB-0499-ESP/M





Circuito de Madrid Jarama - RACE

Iberian Supercars (CPV)

Qualifying - 2

Tiempos Por Vuelta



11 Pedro Herraiz Hyundai i30 TCR							25 Steve Kirton Ginetta G55								
TCR Samuel Gomez			RX Pro Racing				GTX			Jonathan Elsworth Steve Kirton					
Lap	D	Time	Sector 1	Sector 2	Sector 3	T. Spd	Elapsed	Lap	D	Time	Sector 1	Sector 2	Sector 3	T. Spd	Elapsed
1	2	15:23:31.075	15:22:25.651	35.710	29.714	106.0	15:23:31.075	1	2	15:24:13.976	15:23:01.969	40.345	31.662	91.2	15:24:13.976
2	2	1:44.309	40.466	34.745	29.098	211.3	15:25:15.384	2	2	1:45.847	41.082	35.296	29.469	214.7	15:25:59.823
3	2	1:42.665	39.559	34.301	28.805	226.8	15:26:58.049	3	2	1:44.299	40.124	34.772	29.403	220.8	15:27:44.122
4	2	1:50.701 P	39.738	34.020	36.943	227.8	15:28:48.750	4	2	1:43.557	39.874	34.347	29.336	219.9	15:29:27.679
5	2	2:53.356	1:49.668	34.715	28.973	109.9	15:31:42.106	5	2	1:43.669	39.961	34.180	29.528	218.1	15:31:11.348
6	2	1:42.142	39.544	33.800	28.798	226.8	15:33:24.248	6	2	1:43.130	39.748	34.161	29.221	220.4	15:32:54.478
7	2	1:42.330	39.751	33.714	28.865	227.3	15:35:06.578	7	2	1:46.597	39.872	35.270	31.455	220.4	15:34:41.075
8	2	1:41.847	39.622	33.490	28.735	227.3	15:36:48.425	8	2	1:43.959	39.917	34.382	29.660	214.2	15:36:25.034
9	2	2:28.173 P	45.922	48.140	54.111	175.8	15:39:16.598	9	2	1:58.064 P	42.966	36.022	39.076	210.5	15:38:23.098

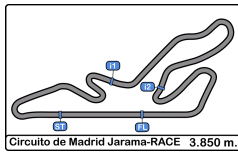
16 Sérgio Azevedo BMW M4 GT4							27 Rafael Muncharaz McLaren 570S GT4								
GT4 Pro Orlando Batina			Orlando Batina				GT4 Am			SMC Motorsport					
Lap	D	Time	Sector 1	Sector 2	Sector 3	T. Spd	Elapsed	Lap	D	Time	Sector 1	Sector 2	Sector 3	T. Spd	Elapsed
1	2	15:23:12.317	15:22:00.066	40.708	31.543	92.7	15:23:12.317	1	2	15:23:28.223	15:22:16.150	41.336	30.737	104.5	15:23:28.223
2	2	1:49.668	43.271	35.576	30.821	160.2	15:25:01.985	2	2	1:44.827	40.505	35.037	29.285	226.4	15:25:13.050
3	2	1:38.910	38.218	32.591	28.101	241.0	15:26:40.895	3	2	1:42.858	39.564	34.166	29.128	233.7	15:26:55.908
4	2	1:38.510	38.098	32.414	27.998	241.6	15:28:19.405	4	2	1:42.658	39.735	34.114	28.809	234.2	15:28:38.566
5	2	1:50.218	41.944	39.451	28.823	239.4	15:30:09.623	5	2	1:48.032	40.370	37.491	30.171	234.2	15:30:26.598
6	2	1:39.321	38.486	32.625	28.210	238.9	15:31:48.944	6	2	1:43.832	39.901	34.784	29.147	231.7	15:32:10.430
7	2	1:45.088	38.539	34.395	32.154	240.5	15:33:34.032	7	2	1:42.510	39.311	34.123	29.076	236.3	15:33:52.940
8	2	1:40.287	38.687	32.690	28.910	236.3	15:35:14.319	8	2	1:42.564	39.228	34.306	29.030	233.2	15:35:35.504
9	2	2:04.030 P	38.758	38.162	47.110	239.4	15:37:18.349	9	2	1:52.485 P	39.458	35.806	37.221	235.8	15:37:27.989

19 J.M Smörg BMW M4 GT4							33 Rui Miritta Porsche 911 Cup								
GT4 Am Javier Macias			Promotion Motorsport				Cup			Monteiros Competição					
Lap	D	Time	Sector 1	Sector 2	Sector 3	T. Spd	Elapsed	Lap	D	Time	Sector 1	Sector 2	Sector 3	T. Spd	Elapsed
1	2	15:24:11.205	15:23:05.253	36.092	29.860	112.1	15:24:11.205	1	2	15:24:48.338	15:23:40.342	37.873	30.123	107.6	15:24:48.338
2	2	1:42.984	39.759	34.474	28.751	234.2	15:25:54.189	2	2	1:44.955	40.887	34.597	29.471	204.9	15:26:33.293
3	2	1:41.944	39.053	34.153	28.738	238.9	15:27:36.133	3	2	1:45.165	41.237	34.684	29.244	210.9	15:28:18.458
4	2	1:41.287	39.021	33.735	28.531	239.4	15:29:17.420	4	2	1:43.524	40.187	34.091	29.246	223.1	15:30:01.982
5	2	1:45.822	41.032	34.967	29.823	240.0	15:31:03.242	5	2	1:55.650 P	39.923	34.022	41.705	208.4	15:31:57.632
6	2	1:41.522	39.315	33.684	28.523	238.9	15:32:44.764								
7	2	1:51.071	44.695	36.983	29.393	227.8	15:34:35.835								
8	2	1:59.348 P	40.011	38.330	41.007	238.9	15:36:35.183								

23 Filipe Matias Ginetta G40							36 Guillermo Aso Mercedes AMG GT4								
TC Filipe Matias							GT4 Pro Filip Vava-Atanackovic			NM Racing Team					
Lap	D	Time	Sector 1	Sector 2	Sector 3	T. Spd	Elapsed	Lap	D	Time	Sector 1	Sector 2	Sector 3	T. Spd	Elapsed
1	2	15:25:15.475	15:24:00.164	40.479	34.832	76.1	15:25:15.475	1	2	15:24:42.812	15:23:33.361	40.284	29.167	104.4	15:24:42.812
2	2	1:57.638	44.374	40.555	32.709	191.8	15:27:13.113	2	2	1:43.783	41.463	33.970	28.350	187.5	15:26:26.595
3	2	1:57.107	44.925	39.799	32.383	189.4	15:29:10.220	3	2	1:37.778	37.775	32.227	27.776	236.8	15:28:04.373
4	2	1:56.601	44.626	39.507	32.468	190.1	15:31:06.821	4	2	1:38.074	37.826	32.429	27.819	237.3	15:29:42.447
5	2	2:11.955 P	45.382	39.902	46.671	192.5	15:33:18.776	5	2	1:45.194 P	38.029	34.080	33.085	236.8	15:31:27.641

37 Henrique Cruz Ginetta G55							
GTX Jemma Moore			Tockwith Motorsports				
Lap	D	Time	Sector 1	Sector 2	Sector 3	T. Spd	Elapsed
1	2	15:23:24.246	15:22:20.114	34.855	29.277	117.6	15:23:24.246
2	2	1:43.177	39.968	34.329	28.880	219.0	15:25:07.423
3	2	1:41.304	39.360	33.370	28.574	224.0	15:26:48.727
4	2	1:41.556	39.198	33.477	28.881	226.4	15:28:30.283
5	2	1:48.422 P	39.478	34.214	34.730	222.6	15:30:18.705
6	2	2:39.819	1:35.924	35.140	28.755	118.0	15:32:58.524
7	2	1:41.345	39.190	33.454	28.701	223.6	15:34:39.869
8	2	1:41.549	39.056	33.858	28.635	223.6	15:36:21.418
9	2	1:54.800 P	40.689	35.902	38.209	221.3	15:38:16.218





Circuito de Madrid Jarama - RACE

Iberian Supercars (CPV)

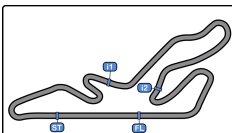
Qualifying - 2

Tiempos Por Vuelta



40							115								
Borja Hormigos			BMW M4 GT4				Alberto de Martín			Mercedes AMG GT4					
GT4 Bronze			RACE				GT4 Bronze			NM Racing Team					
Héctor Hernández							Nil Montserrat								
Lap	D	Time	Sector 1	Sector 2	Sector 3	T. Spd	Elapsed	Lap	D	Time	Sector 1	Sector 2	Sector 3	T. Spd	Elapsed
1	2	15:23:14.439	15:22:01.035	41.062	32.342	110.4	15:23:14.439	1	2	15:24:32.904	15:23:18.547	41.447	32.910	77.9	15:24:32.904
2	2	1:51.840	41.655	36.292	33.893	166.9	15:25:06.279	2	2	1:43.706	41.415	34.092	28.199	179.1	15:26:16.610
3	2	1:41.432	39.376	33.383	28.673	239.4	15:26:47.711	3	2	1:38.064	38.155	32.323	27.586	232.7	15:27:54.674
4	2	1:44.177	39.323	33.838	31.016	232.7	15:28:31.888	4	2	1:38.118	37.925	32.274	27.919	237.3	15:29:32.792
5	2	1:44.259	39.846	34.643	29.770	230.2	15:30:16.147	5	2	2:09.494 P	39.917	45.003	44.574	235.8	15:31:42.286
6	2	1:42.278	39.623	33.699	28.956	234.7	15:31:58.425	116							
7	2	1:56.676 P	40.221	37.533	38.922	223.6	15:33:55.101	Alba Cano			Mercedes AMG GT4				
GT4 Pro			Motor Club Sabadell				GT4 Pro			NM Racing Team					
Luis Gonzalez							Andy Cantu								
Lap	D	Time	Sector 1	Sector 2	Sector 3	T. Spd	Elapsed	Lap	D	Time	Sector 1	Sector 2	Sector 3	T. Spd	Elapsed
1	2	15:23:47.056	15:22:38.012	38.428	30.616	110.8	15:23:47.056	1	2	15:23:47.056	15:22:38.012	38.428	30.616	110.8	15:23:47.056
2	2	1:51.121	40.932	41.964	28.225	195.6	15:25:38.177	2	2	1:51.121	40.932	41.964	28.225	195.6	15:25:38.177
3	2	1:38.940	38.351	32.638	27.951	233.2	15:27:17.117	3	2	1:38.940	38.351	32.638	27.951	233.2	15:27:17.117
4	2	1:42.175	38.427	35.633	28.115	234.7	15:28:59.292	4	2	1:42.175	38.427	35.633	28.115	234.7	15:28:59.292
5	2	1:38.534	38.156	32.518	27.860	232.2	15:30:37.826	5	2	1:38.534	38.156	32.518	27.860	232.2	15:30:37.826
6	2	1:38.728	38.145	32.532	28.051	233.7	15:32:16.554	6	2	1:38.728	38.145	32.532	28.051	233.7	15:32:16.554
7	2	1:48.242 P	39.590	36.132	32.520	235.2	15:34:04.796	7	2	1:48.242 P	39.590	36.132	32.520	235.2	15:34:04.796
69							125								
Dave Benett			Porsche 911 Cup				Tomás Pinto			Ginetta G50					
Cup			Marcus Fothergill				GTX			Simon Moore					
Marcus Fothergill							Simon Moore								
Lap	D	Time	Sector 1	Sector 2	Sector 3	T. Spd	Elapsed	Lap	D	Time	Sector 1	Sector 2	Sector 3	T. Spd	Elapsed
1	2	15:23:40.933	15:22:34.745	36.650	29.538	109.3	15:23:40.933	1	2	15:24:46.149	15:23:32.356	43.101	30.692	111.4	15:24:46.149
2	2	1:43.462	40.007	34.408	29.047	226.4	15:25:24.395	2	2	1:44.647	40.833	34.439	29.375	214.7	15:26:30.796
3	2	1:43.070	39.589	34.660	28.821	231.7	15:27:07.465	3	2	1:43.036	39.688	33.965	29.383	226.8	15:28:13.832
4	2	1:42.334	39.436	34.292	28.606	230.2	15:28:49.799	4	2	1:43.188	39.763	34.346	29.079	227.3	15:29:57.020
5	2	1:41.822	39.294	33.870	28.658	230.7	15:30:31.621	5	2	1:47.216	41.168	36.532	29.516	224.5	15:31:44.236
6	2	1:41.875	39.303	33.963	28.609	231.2	15:32:13.496	6	2	1:42.701	39.730	33.974	28.997	227.3	15:33:26.937
7	2	1:41.919	39.265	34.013	28.641	229.7	15:33:55.415	7	2	1:43.116	39.448	34.086	29.582	228.3	15:35:10.053
8	2	1:48.988 P	39.283	34.151	35.554	228.3	15:35:44.403	8	2	2:02.421 P	41.860	40.122	40.439	225.4	15:37:12.474
81							88								
Nerea Marti			BMW M4 GT4				Keith Gatehouse			Mercedes AMG GT4					
GT4 Pro			Promotion Motorsport				GT4 Am			NM Racing Team					
Jose Milagros							Igor Sorokin								
Lap	D	Time	Sector 1	Sector 2	Sector 3	T. Spd	Elapsed	Lap	D	Time	Sector 1	Sector 2	Sector 3	T. Spd	Elapsed
1	2	15:23:10.817	15:21:58.695	40.712	31.410	79.2	15:23:10.817	1	2	15:23:04.006	15:21:53.267	39.455	31.284	89.4	15:23:04.006
2	2	1:49.121	43.926	35.740	29.455	180.6	15:24:59.938	2	2	1:47.803	41.386	36.753	29.664	200.7	15:24:51.809
3	2	1:37.779	37.769	32.305	27.705	240.5	15:26:37.717	3	2	1:42.184	38.830	33.734	29.620	230.2	15:26:33.993
4	2	2:06.974 P	46.253	42.388	38.333	204.1	15:28:44.691	4	2	1:42.220	40.242	33.379	28.599	234.7	15:28:16.213
5	2	4:56.254	3:39.727	45.409	31.118	116.5	15:33:40.945	5	2	1:41.314	38.823	33.611	28.880	235.2	15:29:57.527
6	2	1:40.077	38.382	33.428	28.267	236.8	15:35:21.022	6	2	1:42.241	39.979	33.612	28.650	233.2	15:31:39.768
7	2	1:49.845 P	37.983	33.000	38.862	241.0	15:37:10.867	7	2	1:40.785	39.033	33.108	28.644	233.7	15:33:20.553
8	2	1:54.759 P	40.415	38.658	35.686	228.3	15:35:15.312	8	2	1:54.759 P	40.415	38.658	35.686	228.3	15:35:15.312





Circuito de Madrid Jarama - RACE

Iberian Supercars (CPV)

Qualifying - 2

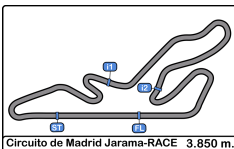
Mejores Sectores

Circuito de Madrid Jarama-RACE 3.850 m.



Sector - 1			Sector - 2			Sector - 3			Ideal Lap vs Best Lap		
Clas	Nº Driver	Time	Nº Driver	Time	Nº Driver	Time	Clas	Nº Driver	Ideal Lap	Best Lap	Clas
1	81 Jose Milagros	37.769	36 Filip Vava-Atanackovic	32.227	115 Nil Montserrat	27.586	1	36 Filip Vava-Atanackovic	1:37.778	1:37.778	1
2	36 Filip Vava-Atanackovic	37.775	115 Nil Montserrat	32.274	81 Jose Milagros	27.705	2	81 Jose Milagros	1:37.779	1:37.779	2
3	115 Nil Montserrat	37.925	81 Jose Milagros	32.305	36 Filip Vava-Atanackovic	27.776	3	115 Nil Montserrat	1:37.785	1:38.064	3
4	16 Orlando Batina	38.098	16 Orlando Batina	32.414	116 Andy Cantu	27.860	4	16 Orlando Batina	1:38.510	1:38.510	4
5	116 Andy Cantu	38.145	116 Andy Cantu	32.518	16 Orlando Batina	27.998	5	116 Andy Cantu	1:38.523	1:38.534	5
6	48 Luis Gonzalez	38.221	48 Luis Gonzalez	32.669	48 Luis Gonzalez	28.046	6	48 Luis Gonzalez	1:38.936	1:38.937	6
7	88 Igor Sorokin	38.823	88 Igor Sorokin	33.108	19 Javier Macias	28.523	7	88 Igor Sorokin	1:40.530	1:40.785	7
8	19 Javier Macias	39.021	37 Jemma Moore	33.370	37 Jemma Moore	28.574	8	37 Jemma Moore	1:41.000	1:41.304	9
9	37 Jemma Moore	39.056	40 Héctor Hernández	33.383	88 Igor Sorokin	28.599	9	19 Javier Macias	1:41.228	1:41.287	8
10	27 Rafael Muncharaz	39.228	11 Samuel Gomez	33.490	69 Marcus Fothergill	28.606	10	40 Héctor Hernández	1:41.379	1:41.432	10
11	69 Marcus Fothergill	39.265	19 Javier Macias	33.684	40 Héctor Hernández	28.673	11	69 Marcus Fothergill	1:41.741	1:41.822	11
12	40 Héctor Hernández	39.323	69 Marcus Fothergill	33.870	11 Samuel Gomez	28.735	12	11 Samuel Gomez	1:41.769	1:41.847	12
13	125 Simon Moore	39.448	125 Simon Moore	33.965	27 Rafael Muncharaz	28.809	13	27 Rafael Muncharaz	1:42.151	1:42.510	13
14	11 Samuel Gomez	39.544	33 Rui Miritta	34.022	125 Simon Moore	28.997	14	125 Simon Moore	1:42.410	1:42.701	14
15	25 Jonathan Elsworth	39.748	27 Rafael Muncharaz	34.114	25 Jonathan Elsworth	29.221	15	25 Jonathan Elsworth	1:43.130	1:43.130	15
16	33 Rui Miritta	39.923	25 Jonathan Elsworth	34.161	33 Rui Miritta	29.244	16	33 Rui Miritta	1:43.189	1:43.524	16
17	23 Filipe Matias	44.374	23 Filipe Matias	39.507	23 Filipe Matias	32.383	17	23 Filipe Matias	1:56.264	1:56.601	17





Circuito de Madrid Jarama - RACE

Iberian Supercars (CPV)

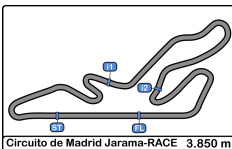
Qualifying - 2

5 Mejores Tiempos



Cl	Nº Team	Driver - 1	Driver - 2	Vehicle	Cat	Cl	Best 1		Best 2		Best 3		Best 4		Best 5	
							Time	Lap	Time	Lap	Time	Lap	Time	Lap	Time	Lap
1	36 NM Racing Team	Guillermo Aso	<u>Filip Vava-Atanackovic</u>	Mercedes AMG GT4	GT4 Pro	1	1:37.778	3	1:38.074	4	1:43.783	2	1:45.194	5		
2	81 Promotion Motorsport	Nerea Marti	<u>Jose Milagros</u>	BMW M4 GT4	GT4 Pro	2	1:37.779	3	1:40.077	6	1:49.121	2	1:49.845	7	2:06.974	4
3	115 NM Racing Team	Alberto de Martín	<u>Nil Montserrat</u>	Mercedes AMG GT4	GT4 Bronz	1	1:38.064	3	1:38.118	4	1:43.706	2	2:09.494	5		
4	16 Orlando Batina	Sérgio Azevedo	<u>Orlando Batina</u>	BMW M4 GT4	GT4 Pro	3	1:38.510	4	1:38.910	3	1:39.321	6	1:40.287	8	1:45.088	7
5	116 NM Racing Team	Alba Cano	<u>Andy Cantu</u>	Mercedes AMG GT4	GT4 Pro	4	1:38.534	5	1:38.728	6	1:38.940	3	1:42.175	4	1:48.242	7
6	48 Motor Club Sabadell	Salvador Tineo	<u>Luis Gonzalez</u>	Mercedes AMG GT4	GT4 Pro	5	1:38.937	6	1:39.125	5	1:39.312	4	1:39.710	3	1:48.828	7
7	88 NM Racing Team	Keith Gatehouse	<u>Igor Sorokin</u>	Mercedes AMG GT4	GT4 Am	1	1:40.785	7	1:41.314	5	1:42.184	3	1:42.220	4	1:42.241	6
8	19 Promotion Motorsport	J.M Smörg	<u>Javier Macias</u>	BMW M4 GT4	GT4 Am	2	1:41.287	4	1:41.522	6	1:41.944	3	1:42.984	2	1:45.822	5
9	37 Tockwith Motorsports	Henrique Cruz	<u>Jemma Moore</u>	Ginetta G55	GTX	1	1:41.304	3	1:41.345	7	1:41.549	8	1:41.556	4	1:43.177	2
10	40 RACE	Borja Hormigos	<u>Héctor Hernández</u>	BMW M4 GT4	GT4 Bronz	1	1:41.432	3	1:42.278	6	1:44.177	4	1:44.259	5	1:51.840	2
11	69 Marcus Fothergill	Dave Benett	<u>Marcus Fothergill</u>	Porsche 911 Cup	Cup	1	1:41.822	5	1:41.875	6	1:41.919	7	1:42.334	4	1:43.070	3
12	11 RX Pro Racing	Pedro Herraiz	<u>Samuel Gomez</u>	Hyundai i30 TCR	TCR	1	1:41.847	8	1:42.142	6	1:42.330	7	1:42.665	3	1:44.309	2
13	27 SMC Motorsport	Rafael Muncharaz		McLaren 570S GT4	GT4 Am	3	1:42.510	7	1:42.564	8	1:42.658	4	1:42.858	3	1:43.832	6
14	125 Simon Moore	Tomás Pinto	<u>Simon Moore</u>	Ginetta G50	GTX	2	1:42.701	6	1:43.036	3	1:43.116	7	1:43.188	4	1:44.647	2
15	25 Steve Kirton	Steve Kirton	<u>Jonathan Elsworth</u>	Ginetta G55	GTX	3	1:43.130	6	1:43.557	4	1:43.669	5	1:43.959	8	1:44.299	3
16	33 Monteiro's Competição	Rui Miritta		Porsche 911 Cup	Cup	2	1:43.524	4	1:44.955	2	1:45.165	3	1:55.650	5		
17	23 Filipe Matias	Filipe Matias		Ginetta G40	TC	1	1:56.601	4	1:57.107	3	1:57.638	2	2:11.955	5		





Circuito de Madrid Jarama - RACE

Iberian Supercars (CPV)

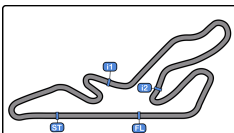
Qualifying - 2

5 Mejores Velocidades



Cl	Nº Team	Driver - 1	Driver - 2	Vehicle	Cat	Cl	Top 1		Top 2		Top 3		Top 4		Top 5		Avg
							Km/h	Lap	Km/h	Lap	Km/h	Lap	Km/h	Lap	Km/h	Lap	
1	16 Orlando Batina	Sérgio Azevedo	<u>Orlando Batina</u>	BMW M4 GT4	GT4 Pro	1	241.6	4	241.0	3	240.5	7	239.4	5	239.4	9	240.4
2	81 Promotion Motorsport	Nerea Marti	<u>Jose Milagros</u>	BMW M4 GT4	GT4 Pro	2	241.0	7	240.5	3	236.8	6	204.1	4	180.6	2	220.6
3	19 Promotion Motorsport	J.M Smörg	<u>Javier Macias</u>	BMW M4 GT4	GT4 Am	1	240.0	5	239.4	4	238.9	3	238.9	6	238.9	8	239.2
4	40 RACE	Borja Hormigos	<u>Héctor Hernández</u>	BMW M4 GT4	GT4 Bronz	1	239.4	3	234.7	6	232.7	4	230.2	5	223.6	7	232.1
5	36 NM Racing Team	Guillermo Aso	<u>Filip Vava-Atanackovic</u>	Mercedes AMG GT4	GT4 Pro	3	237.3	4	236.8	3	236.8	5	187.5	2	104.4	1	200.5
6	115 NM Racing Team	Alberto de Martín	<u>Nil Montserrat</u>	Mercedes AMG GT4	GT4 Bronz	1	237.3	4	235.8	5	232.7	3	179.1	2	77.9	1	192.6
7	27 SMC Motorsport	Rafael Muncharaz		McLaren 570S GT4	GT4 Am	2	236.3	7	235.8	9	234.2	4	234.2	5	233.7	3	234.8
8	88 NM Racing Team	Keith Gatehouse	<u>Igor Sorokin</u>	Mercedes AMG GT4	GT4 Am	3	235.2	5	234.7	4	233.7	7	233.2	6	230.2	3	233.4
9	116 NM Racing Team	Alba Cano	<u>Andy Cantu</u>	Mercedes AMG GT4	GT4 Pro	4	235.2	7	234.7	4	233.7	6	233.2	3	232.2	5	233.8
10	48 Motor Club Sabadell	Salvador Tineo	<u>Luis Gonzalez</u>	Mercedes AMG GT4	GT4 Pro	5	234.7	7	233.2	5	232.7	6	231.7	3	230.2	4	232.5
11	69 Marcus Fothergill	Dave Benett	<u>Marcus Fothergill</u>	Porsche 911 Cup	Cup	1	231.7	3	231.2	6	230.7	5	230.2	4	229.7	7	230.7
12	125 Simon Moore	Tomás Pinto	<u>Simon Moore</u>	Ginetta G50	GTX	1	228.3	7	227.3	4	227.3	6	226.8	3	225.4	8	227.0
13	11 RX Pro Racing	Pedro Herraiz	<u>Samuel Gomez</u>	Hyundai i30 TCR	TCR	1	227.8	4	227.3	7	227.3	8	226.8	3	226.8	6	227.2
14	37 Tockwith Motorsports	Henrique Cruz	<u>Jemma Moore</u>	Ginetta G55	GTX	2	226.4	4	224.0	3	223.6	7	223.6	8	222.6	5	224.0
15	33 Monteiro's Competição	Rui Miritta		Porsche 911 Cup	Cup	2	223.1	4	210.9	3	208.4	5	204.9	2	107.6	1	191.0
16	25 Steve Kirton	Steve Kirton	<u>Jonathan Elsworth</u>	Ginetta G55	GTX	3	220.8	3	220.4	6	220.4	7	219.9	4	218.1	5	219.9
17	23 Filipe Matias	Filipe Matias		Ginetta G40	TC	1	192.5	5	191.8	2	190.1	4	189.4	3	76.1	1	168.0





Circuito de Madrid Jarama - RACE

Iberian Supercars (CPV)

Qualifying - 2

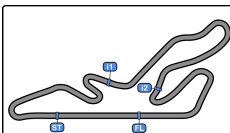
Secuencia Vueltas Rápidas

Circuito de Madrid Jarama-RACE 3.850 m.



Lap	Day Time	Session Time	Nº Team	Driver - 1	Driver - 2	Vehicle	Cat	Time	Km/h
2	15:24:51.809	3:51.809	88 NM Racing Team	Keith Gatehouse	<u>Igor Sorokin</u>	Mercedes AMG GT4	GT4 Am	1:47.803	128.5
2	15:25:07.423	4:07.423	37 Tockwith Motorsports	Henrique Cruz	<u>Jemma Moore</u>	Ginetta G55	GTX	1:43.177	134.3
2	15:25:54.189	4:54.189	19 Promotion Motorsport	J.M Smörg	<u>Javier Macias</u>	BMW M4 GT4	GT4 Am	1:42.984	134.5
3	15:26:33.993	5:33.993	88 NM Racing Team	Keith Gatehouse	<u>Igor Sorokin</u>	Mercedes AMG GT4	GT4 Am	1:42.184	135.6
3	15:26:37.717	5:37.717	81 Promotion Motorsport	Nerea Marti	<u>Jose Milagros</u>	BMW M4 GT4	GT4 Pro	1:37.779	141.7
3	15:28:04.373	7:04.373	36 NM Racing Team	Guillermo Aso	<u>Filip Vava-Atanackovic</u>	Mercedes AMG GT4	GT4 Pro	1:37.778	141.7





Circuito de Madrid Jarama - RACE

Iberian Supercars (CPV)

Qualifying - 2

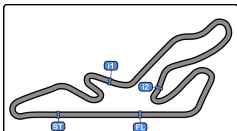
Mejor Máxima Velocidad del Evento

Circuito de Madrid Jarama-RACE 3.850 m.



Nº	Team	Driver - 1	Driver - 2	Vehicle	Cat	Km/h	Session
16	Orlando Batina	Sérgio Azevedo	Orlando Batina	BMW M4 GT4	GT4 Pro	243.7	Free Practice
81	Promotion Motorsport	Nerea Marti	Jose Milagros	BMW M4 GT4	GT4 Pro	242.6	Free Practice
40	RACE	Borja Hormigos	Héctor Hernández	BMW M4 GT4	GT4 Bronz	242.1	Free Practice
27	SMC Motorsport	Rafael Muncharaz		McLaren 570S GT4	GT4 Am	240.0	Free Practice
19	Promotion Motorsport	J.M Smörg	Javier Macias	BMW M4 GT4	GT4 Am	240.0	Qualifying - 2
115	NM Racing Team	Alberto de Martín	Nil Montserrat	Mercedes AMG GT4	GT4 Bronz	238.9	Qualifying - 1
36	NM Racing Team	Guillermo Aso	Filip Vava-Atanackovic	Mercedes AMG GT4	GT4 Pro	238.4	Qualifying - 1
48	Motor Club Sabadell	Salvador Tineo	Luis Gonzalez	Mercedes AMG GT4	GT4 Pro	237.3	Free Practice
88	NM Racing Team	Keith Gatehouse	Igor Sorokin	Mercedes AMG GT4	GT4 Am	235.2	Qualifying - 2
116	NM Racing Team	Alba Cano	Andy Cantu	Mercedes AMG GT4	GT4 Pro	235.2	Qualifying - 2
69	Marcus Fothergill	Dave Benett	Marcus Fothergill	Porsche 911 Cup	Cup	233.7	Qualifying - 1
11	RX Pro Racing	Pedro Herraiz	Samuel Gomez	Hyundai i30 TCR	TCR	232.7	Free Practice
33	Monteiros Competição	Rui Miritta		Porsche 911 Cup	Cup	231.2	Free Practice
22	JC Group Racing Team	Gabriela Correia		Mercedes AMG GT4	GT4 Bronz	231.2	Free Practice
125	Simon Moore	Tomás Pinto	Simon Moore	Ginetta G50	GTX	228.3	Qualifying - 1
37	Tockwith Motorsports	Henrique Cruz	Jemma Moore	Ginetta G55	GTX	226.8	Qualifying - 1
25	Steve Kirton	Steve Kirton	Jonathan Elsworth	Ginetta G55	GTX	220.8	Qualifying - 1
23	Filipe Matias	Filipe Matias		Ginetta G40	TC	192.5	Qualifying - 2





Circuito de Madrid Jarama-RACE 3.850 m.

Circuito de Madrid Jarama - RACE

Iberian Supercars (CPV)

Qualifying - 2

Tiempos Parada en Pit



11 Pedro Herraiz Hyundai i30 TCR

TCR Samuel Gomez RX Pro Racing

Nº	In Day Time	In Time	Out Time	Pit Time	T. Pit Time	Handicap	Diff.
1	15:28:45.778	15:28:45.778	15:30:00.000	1:14.222	1:14.222		

37 Henrique Cruz Ginetta G55

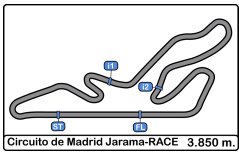
GTX Jemma Moore Tockwith Motorsports

Nº	In Day Time	In Time	Out Time	Pit Time	T. Pit Time	Handicap	Diff.
1	15:30:15.888	15:30:15.888	15:31:18.481	1:02.593	1:02.593		

81 Nerea Marti BMW M4 GT4

GT4 Pro Jose Milagros Promotion Motorsport

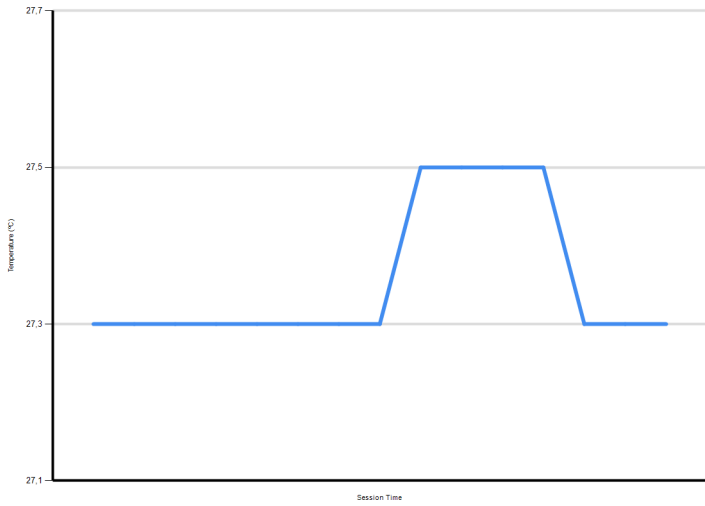
Nº	In Day Time	In Time	Out Time	Pit Time	T. Pit Time	Handicap	Diff.
1	15:28:41.262	15:28:41.262	15:31:43.981	3:02.719	3:02.719		



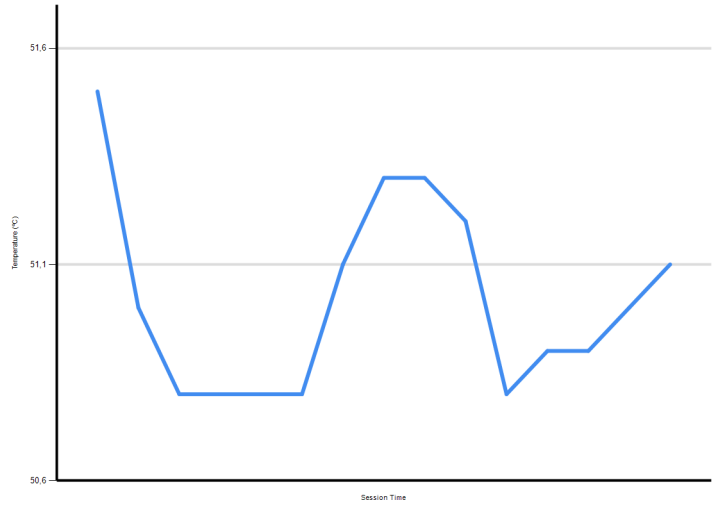
Circuito de Madrid Jarama - RACE
Iberian Supercars (CPV)
Qualifying - 2
Informe Meteorológico



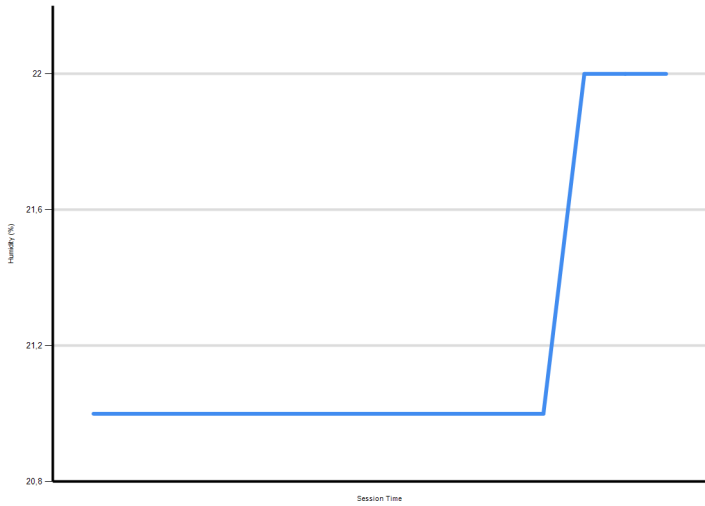
Air Temperature




Track Temperature




Humidity



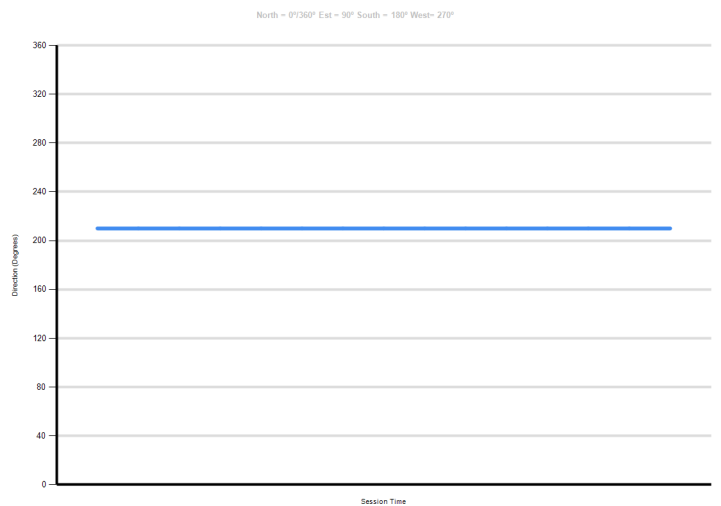
Pressure

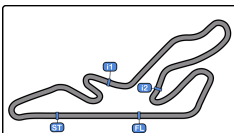


Wind Speed



Wind direction





Circuito de Madrid Jarama-RACE 3.850 m.

Circuito de Madrid Jarama - RACE

Iberian Supercars (CPV)

Qualifying - 2


Resultados Finales



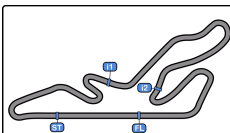
Cls	Nº	Team	Driver - 1	Driver - 2	Vehicle	Cat	Cls	Laps	Best	Time	Gap	Interval	Km/h
1	36	NM Racing Team	Guillermo Aso	<u>Filip Vava-Atanackovic</u>	Mercedes AMG GT4	GT4 Pro	1	5	3	1:37.778			141.7
2	81	Promotion Motorsport	Nerea Marti	<u>Jose Milagros</u>	BMW M4 GT4	GT4 Pro	2	7	3	1:37.779	0.001	0.001	141.7
3	115	NM Racing Team	Alberto de Martín	<u>Nil Montserrat</u>	Mercedes AMG GT4	GT4 Bronz	1	5	3	1:38.064	0.286	0.285	141.3
4	16	Orlando Batina	Sérgio Azevedo	<u>Orlando Batina</u>	BMW M4 GT4	GT4 Pro	3	9	4	1:38.510	0.732	0.446	140.6
5	116	NM Racing Team	Alba Cano	<u>Andy Cantu</u>	Mercedes AMG GT4	GT4 Pro	4	7	5	1:38.534	0.756	0.024	140.6
6	48	Motor Club Sabadell	Salvador Tineo	<u>Luis Gonzalez</u>	Mercedes AMG GT4	GT4 Pro	5	7	6	1:38.937	1.159	0.403	140.0
7	88	NM Racing Team	Keith Gatehouse	<u>Igor Sorokin</u>	Mercedes AMG GT4	GT4 Am	1	8	7	1:40.785	3.007	1.848	137.5
8	19	Promotion Motorsport	J.M Smörg	<u>Javier Macias</u>	BMW M4 GT4	GT4 Am	2	8	4	1:41.287	3.509	0.502	136.8
9	37	Tockwith Motorsports	Henrique Cruz	<u>Jemma Moore</u>	Ginetta G55	GTX	1	9	3	1:41.304	3.526	0.017	136.8
10	40	RACE	Borja Hormigos	<u>Héctor Hernández</u>	BMW M4 GT4	GT4 Bronz	1	7	3	1:41.432	3.654	0.128	136.6
11	69	Marcus Fothergill	Dave Benett	<u>Marcus Fothergill</u>	Porsche 911 Cup	Cup	1	8	5	1:41.822	4.044	0.390	136.1
12	11	RX Pro Racing	Pedro Herraiz	<u>Samuel Gomez</u>	Hyundai i30 TCR	TCR	1	9	8	1:41.847	4.069	0.025	136.0
13	27	SMC Motorsport	Rafael Muncharaz		McLaren 570S GT4	GT4 Am	3	9	7	1:42.510	4.732	0.663	135.2
14	125	Simon Moore	Tomás Pinto	<u>Simon Moore</u>	Ginetta G50	GTX	2	8	6	1:42.701	4.923	0.191	134.9
15	25	Steve Kirton	Steve Kirton	<u>Jonathan Elsworth</u>	Ginetta G55	GTX	3	9	6	1:43.130	5.352	0.429	134.3
16	33	Monteiros Competição	Rui Miritta		Porsche 911 Cup	Cup	2	5	4	1:43.524	5.746	0.394	133.8
17	23	Filipe Matias	Filipe Matias		Ginetta G40	TC	1	5	4	1:56.601	18.823	13.077	118.8

Published at:.....

Track Temp: 51.1 °C Air Temp: 27.3 °C Humidity: 22 % Track Status: SECA

Stewards:	Mário MANSO	Jerónimo CUERVA	David VICENTE	Timekeeper:  Maria.Jesús GAMAZO JOB-0499-ESP/M
	CD-PT24/0047	CD-0819-ESP/M	CD-0680-ESP/M	





Circuito de Madrid Jarama - RACE

Iberian Supercars (CPV)

Race - 1

Resultados Provisionales

Circuito de Madrid Jarama-RACE 3.850 m.



Cls	Nº	Team	Driver - 1	Driver - 2	Vehicle	Cat	Cl	Laps	Total Time	Gap	Interval	Km/h	Best	Time	Km/h
1	81	Promotion Motorsport	<u>Nerea Marti</u>	Jose Milagros	BMW M4 GT4	GT4 Pro	1	26	45:55.279			130.7	4	1:38.671	140.4
2	116	NM Racing Team	<u>Alba Cano</u>	Andy Cantu	Mercedes AMG GT4	GT4 Pro	2	26	45:58.308	3.029	3.029	130.6	15	1:39.742	138.9
3	48	Motor Club Sabadell	<u>Salvador Tineo</u>	Luis Gonzalez	Mercedes AMG GT4	GT4 Pro	3	26	46:01.552	6.273	3.244	130.4	4	1:39.626	139.1
4	36	NM Racing Team	<u>Guillermo Aso</u>	Filip Vava-Atanackovic	Mercedes AMG GT4	GT4 Pro	4	26	46:08.753	13.474	7.201	130.1	3	1:39.308	139.5
5	16	Orlando Batina	<u>Sérgio Azevedo</u>	Orlando Batina	BMW M4 GT4	GT4 Pro	5	26	46:33.082	37.803	24.329	129.0	15	1:40.992	137.2
6	115	NM Racing Team	<u>Alberto de Martín</u>	Nil Montserrat	Mercedes AMG GT4	GT4 Bronz	1	26	46:37.147	41.868	4.065	128.8	17	1:40.527	137.8
7	40	RACE	<u>Borja Hormigos</u>	Héctor Hernández	BMW M4 GT4	GT4 Bronz	1	26	46:50.232	54.953	13.085	128.2	5	1:41.039	137.1
8	11	RX Pro Racing	<u>Pedro Herraiz</u>	Samuel Gomez	Hyundai i30 TCR	TCR	1	26	47:22.103	1:26.824	31.871	126.7	4	1:42.458	135.2
9	37	Tockwith Motorsports	<u>Henrique Cruz</u>	Jemma Moore	Ginetta G55	GTX	1	26	47:35.349	1:40.070	13.246	126.2	23	1:41.302	136.8
10	88	NM Racing Team	<u>Keith Gatehouse</u>	Igor Sorokin	Mercedes AMG GT4	GT4 Am	1	26	47:43.292	1:48.013	7.943	125.8	4	1:41.647	136.3
11	19	Promotion Motorsport	<u>J.M Smörg</u>	Javier Macias	BMW M4 GT4	GT4 Am	2	25	46:29.944	1 Vta.	1 Vta.	124.1	20	1:42.571	135.1
12	25	Steve Kirton	<u>Steve Kirton</u>	Jonathan Elsworth	Ginetta G55	GTX	2	25	46:41.856	1 Vta.	11.912	123.6	22	1:42.565	135.1
13	125	Simon Moore	<u>Tomás Pinto</u>	Simon Moore	Ginetta G50	GTX	3	25	47:17.798	1 Vta.	35.942	122.1	22	1:43.030	134.5
14	33	Monteiros Competição	Rui Miritta		Porsche 911 Cup	Cup	1	24	47:04.944	2 Vtas.	1 Vta.	117.7	4	1:44.391	132.7
15	23	Filipe Matias	Filipe Matias		Ginetta G40	TC	1	22	46:34.839	4 Vtas.	2 Vtas.	109.1	4	1:57.902	117.5
16	69	Marcus Fothergill	<u>Dave Benett</u>	Marcus Fothergill	Porsche 911 Cup	Cup	2	22	46:36.442	4 Vtas.	1.603	109.0	4	1:45.692	131.1

Not classified: (Requirements: 75% of number laps of leader = 20 Laps)

27	SMC Motorsport	Rafael Muncharaz			McLaren 570S GT4	GT4 Am	3	7	12:56.172	19 Vtas.	15 Vtas.	124.9	4	1:45.646	131.1
----	----------------	------------------	--	--	------------------	--------	---	---	------------------	----------	----------	-------	---	----------	-------

Vta. Rápida Marti - Milagros en 1:38.671 a 140.4 Km/h en la vta. 4

Published at:.....

Track Temp: 43.3 °C Air Temp: 24.5 °C Humidity: 29 % Track Status: SECA

Race Director:

Ramiro BRITO

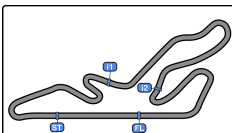
DCI PT24/0086

Timekeeper:

Maria.Jesús GAMAZO

JOB-0499-ESP/M





Circuito de Madrid Jarama - RACE
Iberian Supercars (CPV)
Race - 1
Resultados Provisionales por Categoría



Circuito de Madrid Jarama-RACE 3.850 m.

GT4 Pro

Cls	Nº	Team	Driver - 1	Driver - 2	Vehicle	Cat	Cl	Laps	Total Time	Gap	Interval	Km/h	Best	Time	Km/h
1	81	Promotion Motorsport	<u>Nerea Marti</u>	Jose Milagros	BMW M4 GT4	GT4 Pro	1	26	45:55.279			130.7	4	1:38.671	140.4
2	116	NM Racing Team	<u>Alba Cano</u>	Andy Cantu	Mercedes AMG GT4	GT4 Pro	2	26	45:58.308	3.029	3.029	130.6	15	1:39.742	138.9
3	48	Motor Club Sabadell	<u>Salvador Tineo</u>	Luis Gonzalez	Mercedes AMG GT4	GT4 Pro	3	26	46:01.552	6.273	3.244	130.4	4	1:39.626	139.1
4	36	NM Racing Team	<u>Guillermo Aso</u>	Filip Vava-Atanackovic	Mercedes AMG GT4	GT4 Pro	4	26	46:08.753	13.474	7.201	130.1	3	1:39.308	139.5
5	16	Orlando Batina	<u>Sérgio Azevedo</u>	Orlando Batina	BMW M4 GT4	GT4 Pro	5	26	46:33.082	37.803	24.329	129.0	15	1:40.992	137.2

GT4 Bronze

Cls	Nº	Team	Driver - 1	Driver - 2	Vehicle	Cat	Cl	Laps	Total Time	Gap	Interval	Km/h	Best	Time	Km/h
1	115	NM Racing Team	<u>Alberto de Martín</u>	Nil Montserrat	Mercedes AMG GT4	GT4 Bronz	1	26	46:37.147			128.8	17	1:40.527	137.8

GT4 Bronze

Cls	Nº	Team	Driver - 1	Driver - 2	Vehicle	Cat	Cl	Laps	Total Time	Gap	Interval	Km/h	Best	Time	Km/h
1	40	RACE	<u>Borja Hormigos</u>	Héctor Hernández	BMW M4 GT4	GT4 Bronz	1	26	46:50.232			128.2	5	1:41.039	137.1

TCR

Cls	Nº	Team	Driver - 1	Driver - 2	Vehicle	Cat	Cl	Laps	Total Time	Gap	Interval	Km/h	Best	Time	Km/h
1	11	RX Pro Racing	<u>Pedro Herraiz</u>	Samuel Gomez	Hyundai i30 TCR	TCR	1	26	47:22.103			126.7	4	1:42.458	135.2

GTX

Cls	Nº	Team	Driver - 1	Driver - 2	Vehicle	Cat	Cl	Laps	Total Time	Gap	Interval	Km/h	Best	Time	Km/h
1	37	Tockwith Motorsports	<u>Henrique Cruz</u>	Jemma Moore	Ginetta G55	GTX	1	26	47:35.349			126.2	23	1:41.302	136.8
2	25	Steve Kirton	<u>Steve Kirton</u>	Jonathan Elsworth	Ginetta G55	GTX	2	25	46:41.856	1 Vta.	1 Vta.	123.6	22	1:42.565	135.1
3	125	Simon Moore	<u>Tomás Pinto</u>	Simon Moore	Ginetta G50	GTX	3	25	47:17.798	1 Vta.	35.942	122.1	22	1:43.030	134.5

GT4 Am

Cls	Nº	Team	Driver - 1	Driver - 2	Vehicle	Cat	Cl	Laps	Total Time	Gap	Interval	Km/h	Best	Time	Km/h
1	88	NM Racing Team	<u>Keith Gatehouse</u>	Igor Sorokin	Mercedes AMG GT4	GT4 Am	1	26	47:43.292			125.8	4	1:41.647	136.3
2	19	Promotion Motorsport	<u>J.M Smörg</u>	Javier Macias	BMW M4 GT4	GT4 Am	2	25	46:29.944	1 Vta.	1 Vta.	124.1	20	1:42.571	135.1

Not classified: (Requirements: 75% of number laps of leader = 20 Laps)

27	SMC Motorsport	Rafael Muncharaz			McLaren 570S GT4	GT4 Am	3	7	12:56.172	19 Vtas.	18 Vtas.	124.9	4	1:45.646	131.1
----	----------------	------------------	--	--	------------------	--------	---	---	------------------	----------	----------	-------	---	----------	-------

Cup

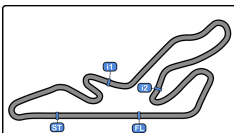
Cls	Nº	Team	Driver - 1	Driver - 2	Vehicle	Cat	Cl	Laps	Total Time	Gap	Interval	Km/h	Best	Time	Km/h
1	33	Monteiros Competição	Rui Miritta		Porsche 911 Cup	Cup	1	24	47:04.944			117.7	4	1:44.391	132.7

Published at:.....

Track Temp: **43.3 °C** Air Temp: **24.5 °C** Humidity: **29 %** Track Status: **SECA**

Race Director:	Ramiro BRITO DCI PT24/0086	Timekeeper:	Maria.Jesús GAMAZO JOB-0499-ESP/M
-----------------------	-------------------------------	--------------------	--





Circuito de Madrid Jarama-RACE 3.850 m.

Circuito de Madrid Jarama - RACE

Iberian Supercars (CPV)

Race - 1

Resultados Provisionales por Categoría



Cup															
Cls	Nº	Team	Driver - 1	Driver - 2	Vehicle	Cat	Cl	Laps	Total Time	Gap	Interval	Km/h	Best	Time	Km/h
2	69	Marcus Fothergill	Dave Benett	Marcus Fothergill	Porsche 911 Cup	Cup	2	22	46:36.442	2 Vtas.	2 Vtas.	109.0	4	1:45.692	131.1

TC															
Cls	Nº	Team	Driver - 1	Driver - 2	Vehicle	Cat	Cl	Laps	Total Time	Gap	Interval	Km/h	Best	Time	Km/h
1	23	Filipe Matias	Filipe Matias		Ginetta G40	TC	1	22	46:34.839			109.1	4	1:57.902	117.5

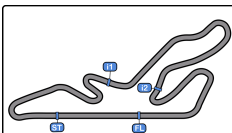
Vta. Rápida Marti - Milagros en 1:38.671 a 140.4 Km/h en la vta. 4

Published at:.....

Track Temp: 43.3 °C Air Temp: 24.5 °C Humidity: 29 % Track Status: SECA

Race Director:	Ramiro BRITO DCI PT24/0086	Timekeeper:	Maria.Jesús GAMAZO JOB-0499-ESP/M
-----------------------	-------------------------------	--------------------	--





Circuito de Madrid Jarama - RACE

Iberian Supercars (CPV)

Race - 1

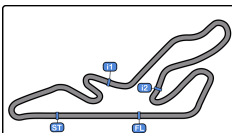
Clasificación Provisional por Vuelta Rápida de Piloto



Circuito de Madrid Jarama-RACE 3.850 m.

Clas	Nº	Team	Vehicle	Driver	Cat	Clas	Laps	Best	Time	Gap	Interval	Km/h
1	81	Promotion Motorsport	BMW M4 GT4	Nerea Marti	GT4 Pro	1	15	4	1:38.671			140.4
2	36	NM Racina Team	Mercedes AMG GT4	Guillermo Aso	GT4 Pro	2	12	3	1:39.308	0.637	0.637	139.5
3	48	Motor Club Sabadell	Mercedes AMG GT4	Salvador Tineo	GT4 Pro	3	12	4	1:39.626	0.955	0.318	139.1
4	116	NM Racina Team	Mercedes AMG GT4	Andy Cantu	GT4 Pro	4	14	3	1:39.742	1.071	0.116	138.9
5	36	NM Racina Team	Mercedes AMG GT4	Filip Vava-Atanackovic	GT4 Pro	5	14	3	1:39.785	1.114	0.043	138.8
6	81	Promotion Motorsport	BMW M4 GT4	Jose Milagros	GT4 Pro	6	11	9	1:40.292	1.621	0.507	138.1
7	115	NM Racina Team	Mercedes AMG GT4	Nil Montserrat	GT4 Bronz	1	14	5	1:40.527	1.856	0.235	137.8
8	115	NM Racina Team	Mercedes AMG GT4	Alberto de Martín	GT4 Bronz	2	12	4	1:40.853	2.182	0.326	137.4
9	48	Motor Club Sabadell	Mercedes AMG GT4	Luis Gonzalez	GT4 Pro	7	14	4	1:40.982	2.311	0.129	137.2
10	116	NM Racina Team	Mercedes AMG GT4	Alba Cano	GT4 Pro	8	12	6	1:40.986	2.315	0.004	137.2
11	16	Orlando Batina	BMW M4 GT4	Orlando Batina	GT4 Pro	9	14	3	1:40.992	2.321	0.006	137.2
12	40	RACE	BMW M4 GT4	Boria Hormigos	GT4 Bronz	1	17	5	1:41.039	2.368	0.047	137.1
13	37	Tockwith Motorsports	Ginetta G55	Jemma Moore	GTX	1	11	8	1:41.302	2.631	0.263	136.8
14	16	Orlando Batina	BMW M4 GT4	Sérgio Azevedo	GT4 Pro	10	12	4	1:41.438	2.767	0.136	136.6
15	88	NM Racina Team	Mercedes AMG GT4	Keith Gatehouse	GT4 Am	1	14	4	1:41.647	2.976	0.209	136.3
16	11	RX Pro Racina	Hvundai i30 TCR	Pedro Herraiz	TCR	1	13	4	1:42.458	3.787	0.811	135.2
17	25	Steve Kirton	Ginetta G55	Jonathan Elsworth	GTX	2	14	11	1:42.565	3.894	0.107	135.1
18	19	Promotion Motorsport	BMW M4 GT4	Javier Macias	GT4 Am	2	13	8	1:42.571	3.900	0.006	135.1
19	40	RACE	BMW M4 GT4	Héctor Hernández	GT4 Bronz	2	9	6	1:42.789	4.118	0.218	134.8
20	125	Simon Moore	Ginetta G50	Simon Moore	GTX	3	12	9	1:43.030	4.359	0.241	134.5
21	37	Tockwith Motorsports	Ginetta G55	Henrique Cruz	GTX	4	15	2	1:43.151	4.480	0.121	134.3
22	11	RX Pro Racina	Hvundai i30 TCR	Samuel Gomez	TCR	2	13	8	1:43.602	4.931	0.451	133.7
23	19	Promotion Motorsport	BMW M4 GT4	J.M Smørg	GT4 Am	3	12	5	1:43.966	5.295	0.364	133.3
24	33	Monteiros Competição	Porsche 911 Cup	Rui Miritta	Cup	1	24	4	1:44.391	5.720	0.425	132.7
25	125	Simon Moore	Ginetta G50	Tomás Pinto	GTX	5	13	4	1:44.405	5.734	0.014	132.7
26	88	NM Racina Team	Mercedes AMG GT4	Igor Sorokin	GT4 Am	4	12	4	1:44.729	6.058	0.324	132.3
27	27	SMC Motorsport	McLaren 570S GT4	Rafael Muncharaz	GT4 Am	5	7	4	1:45.646	6.975	0.917	131.1
28	69	Marcus Fothergill	Porsche 911 Cup	Dave Benett	Cup	2	10	4	1:45.692	7.021	0.046	131.1
29	69	Marcus Fothergill	Porsche 911 Cup	Marcus Fothergill	Cup	3	12	9	1:47.509	8.838	1.817	128.9
30	25	Steve Kirton	Ginetta G55	Steve Kirton	GTX	6	11	3	1:47.807	9.136	0.298	128.5
31	23	Filipe Matias	Ginetta G40	Filipe Matias	TC	1	22	4	1:57.902	19.231	10.095	117.5





Circuito de Madrid Jarama - RACE

Iberian Supercars (CPV)

Race - 1

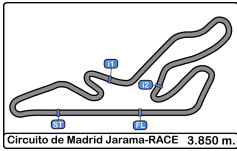
Distancia y Velocidad Media

Circuito de Madrid Jarama-RACE 3.850 m.



Cls	Nº	Team	Driver - 1	Driver - 2	Vehicle	Cat	Cls	Laps	Distancia	Total Time	Km/h
1	81	Promotion Motorsport	<u>Nerea Marti</u>	Jose Milagros	BMW M4 GT4	GT4 Pro	1	26	100.10	45:55.279	130.7
2	116	NM Racing Team	<u>Alba Cano</u>	Andy Cantu	Mercedes AMG GT4	GT4 Pro	2	26	100.10	45:58.308	130.6
3	48	Motor Club Sabadell	<u>Salvador Tineo</u>	Luis Gonzalez	Mercedes AMG GT4	GT4 Pro	3	26	100.10	46:01.552	130.4
4	36	NM Racing Team	<u>Guillermo Aso</u>	Filip Vava-Atanackovic	Mercedes AMG GT4	GT4 Pro	4	26	100.10	46:08.753	130.1
5	16	Orlando Batina	<u>Sérgio Azevedo</u>	Orlando Batina	BMW M4 GT4	GT4 Pro	5	26	100.10	46:33.082	129.0
6	115	NM Racing Team	<u>Alberto de Martín</u>	Nil Montserrat	Mercedes AMG GT4	GT4 Bronze	1	26	100.10	46:37.147	128.8
7	40	RACE	<u>Borja Hormigos</u>	Héctor Hernández	BMW M4 GT4	GT4 Bronze	1	26	100.10	46:50.232	128.2
8	11	RX Pro Racing	<u>Pedro Herraiz</u>	Samuel Gomez	Hyundai i30 TCR	TCR	1	26	100.10	47:22.103	126.7
9	37	Tockwith Motorsports	<u>Henrique Cruz</u>	Jemma Moore	Ginetta G55	GTX	1	26	100.10	47:35.349	126.2
10	88	NM Racing Team	<u>Keith Gatehouse</u>	Igor Sorokin	Mercedes AMG GT4	GT4 Am	1	26	100.10	47:43.292	125.8
11	19	Promotion Motorsport	<u>J.M Smörg</u>	Javier Macias	BMW M4 GT4	GT4 Am	2	25	96.25	46:29.944	124.1
12	25	Steve Kirton	<u>Steve Kirton</u>	Jonathan Elsworth	Ginetta G55	GTX	2	25	96.25	46:41.856	123.6
13	125	Simon Moore	<u>Tomás Pinto</u>	Simon Moore	Ginetta G50	GTX	3	25	96.25	47:17.798	122.1
14	33	Monteiros Competição	Rui Miritta		Porsche 911 Cup	Cup	1	24	92.40	47:04.944	117.7
15	23	Filipe Matias	Filipe Matias		Ginetta G40	TC	1	22	84.70	46:34.839	109.1
16	69	Marcus Fothergill	<u>Dave Benett</u>	Marcus Fothergill	Porsche 911 Cup	Cup	2	22	84.70	46:36.442	109.0
Not classified: (Requirements: 75% of number laps of leader = 20 Laps)											
	27	SMC Motorsport	Rafael Muncharaz		McLaren 570S GT4	GT4 Am	3	7	26.95	12:56.172	124.9





Circuito de Madrid Jarama - RACE

Iberian Supercars (CPV)

Race - 1

Tiempos Por Vuelta



11 Pedro Herraiz Hyundai i30 TCR							16 Sérgio Azevedo BMW M4 GT4								
TCR Samuel Gomez			RX Pro Racing				GT4 Pro			Orlando Batina					
Lap	D	Time	Sector 1	Sector 2	Sector 3	T. Spd	Elapsed	Lap	D	Time	Sector 1	Sector 2	Sector 3	T. Spd	Elapsed
1	1	1:53.038	48.629	35.127	29.282	194.9	1:53.038	1	1	1:50.264	46.826	34.315	29.123	187.5	1:50.264
2	1	1:43.937	39.953	34.592	29.392	234.2	3:36.975	2	1	1:42.314	40.176	33.436	28.702	242.1	3:32.578
3	1	1:43.966	40.297	34.580	29.089	229.7	5:20.941	3	1	1:42.452	39.460	33.922	29.070	240.0	5:15.030
4	1	1:42.458	39.945	34.067	28.446	233.7	7:03.399	4	1	1:41.438	38.958	33.396	29.084	236.3	6:56.468
5	1	1:43.809	40.111	34.336	29.362	235.2	8:47.208	5	1	1:41.469	39.053	33.543	28.873	241.6	8:37.937
6	1	1:43.434	39.983	34.065	29.386	231.2	10:30.642	6	1	1:42.360	39.670	33.644	29.046	238.9	10:20.297
7	1	1:42.806	39.814	34.012	28.980	230.2	12:13.448	7	1	1:42.252	39.668	33.734	28.850	239.4	12:02.549
8	1	1:43.047	39.414	33.986	29.647	234.2	13:56.495	8	1	1:43.795	39.450	33.793	30.552	238.4	13:46.344
9	1	1:43.140	40.021	33.989	29.130	222.6	15:39.635	9	1	1:44.518	40.040	34.090	30.388	207.2	15:30.862
10	1	1:43.076	39.434	34.304	29.338	235.8	17:22.711	10	1	1:42.482	39.521	33.823	29.138	234.2	17:13.344
11	1	1:43.443	40.440	33.923	29.080	236.8	19:06.154	11	1	1:42.879	39.607	34.140	29.132	240.0	18:56.223
12	1	1:42.817	39.654	34.110	29.053	234.2	20:48.971	12	1	1:49.918 P	39.420	34.179	36.319	240.5	20:46.141
13	1	1:50.013 P	40.116	34.058	35.839	227.8	22:38.984	13	2	3:37.272	2:35.085	33.557	28.630	110.6	24:23.413
14	2	3:46.540	2:40.570	35.498	30.472	107.7	26:25.524	14	2	1:42.526	38.998	34.206	29.322	243.2	26:05.939
15	2	1:45.394	40.816	34.860	29.718	209.7	28:10.918	15	2	1:40.992	39.000	32.957	29.035	238.4	27:46.931
16	2	1:44.859	40.222	34.996	29.641	225.9	29:55.777	16	2	1:41.490	39.243	33.156	29.091	241.0	29:28.421
17	2	1:43.738	40.021	34.582	29.135	229.2	31:39.515	17	2	1:42.145	39.279	33.858	29.008	242.1	31:10.566
18	2	1:43.824	40.151	34.139	29.534	226.8	33:23.339	18	2	1:41.084	39.053	33.207	28.824	240.0	32:51.650
19	2	1:43.750	40.111	34.083	29.556	229.7	35:07.089	19	2	1:42.217	39.154	33.692	29.371	240.5	34:33.867
20	2	1:43.993	40.045	34.381	29.567	231.2	36:51.082	20	2	1:41.689	39.399	33.129	29.161	235.8	36:15.556
21	2	1:43.602	39.929	34.179	29.494	230.7	38:34.684	21	2	1:41.789	39.556	33.213	29.020	239.4	37:57.345
22	2	1:44.580	40.367	34.209	30.004	228.3	40:19.264	22	2	1:42.579	39.740	33.587	29.252	240.5	39:39.924
23	2	1:44.152	40.343	34.339	29.470	230.7	42:03.416	23	2	1:42.841	39.630	33.846	29.365	239.4	41:22.765
24	2	1:44.260	40.235	34.360	29.665	231.7	43:47.676	24	2	1:43.059	39.885	33.662	29.512	233.7	43:05.824
25	2	1:44.312	40.003	34.528	29.781	232.2	45:31.988	25	2	1:43.089	39.917	33.717	29.455	236.8	44:48.913
26	2	1:50.115	42.182	34.941	32.992	231.2	47:22.103	26	2	1:44.169	39.839	33.797	30.533	238.9	46:33.082

19 J.M Smörg BMW M4 GT4							
GT4 Am			Javier Macias Promotion Motorsport				
Lap	D	Time	Sector 1	Sector 2	Sector 3	T. Spd	Elapsed
1	1	1:59.738	51.240	37.142	31.356	170.8	1:59.738
2	1	1:54.980	50.143	35.616	29.221	234.7	3:54.718
3	1	1:44.048	39.777	34.812	29.459	227.3	5:38.766
4	1	1:45.670	39.753	35.200	30.717	231.7	7:24.436
5	1	1:43.966	39.650	34.850	29.466	235.8	9:08.402
6	1	1:44.497	39.970	34.976	29.551	229.7	10:52.899
7	1	1:46.128	39.743	35.470	30.915	233.2	12:39.027
8	1	1:45.699	40.217	35.189	30.293	228.3	14:24.726
9	1	1:46.614	39.985	36.576	30.053	225.9	16:11.340
10	1	1:46.235	40.499	35.497	30.239	218.6	17:57.575
11	1	1:46.303	40.807	35.744	29.752	217.7	19:43.878
12	1	1:50.085 P	40.056	35.495	34.534	225.9	21:33.963
13	2	3:40.945	2:36.788	34.880	29.277	117.0	25:14.908
14	2	1:44.442	40.136	34.815	29.491	236.3	26:59.350
15	2	1:43.553	39.605	34.739	29.209	235.8	28:42.903
16	2	1:43.068	39.643	34.353	29.072	236.3	30:25.971
17	2	1:42.858	39.533	34.325	29.000	236.3	32:08.829
18	2	1:45.037	40.113	35.688	29.236	231.7	33:53.866
19	2	1:43.208	39.854	34.313	29.041	235.8	35:37.074
20	2	1:42.571	39.545	34.061	28.965	237.8	37:19.645
21	2	1:48.855 P	39.652	34.687	34.516	236.8	39:08.500
22	2	2:06.907	1:02.703	34.728	29.476	110.7	41:15.407
23	2	1:44.406	40.131	34.922	29.353	236.3	42:59.813
24	2	1:44.777	40.445	35.073	29.259	216.8	44:44.590
25	2	1:45.354	39.714	35.026	30.614	236.8	46:29.944





Circuito de Madrid Jarama - RACE

Iberian Supercars (CPV)

Race - 1

Tiempos Por Vuelta



23 Filipe Matias Ginetta G40 **27** Rafael Muncharaz McLaren 570S GT4

TC							GT4 Am						SMC Motorsport		
Lap	D	Time	Sector 1	Sector 2	Sector 3	T. Spd	Elapsed	Lap	D	Time	Sector 1	Sector 2	Sector 3	T. Spd	Elapsed
1		2:04.520	52.369	39.511	32.640	167.9	2:04.520	1		1:57.464	50.344	37.127	29.993	187.1	1:57.464
2		1:58.179	44.767	39.951	33.461	196.0	4:02.699	2		1:46.569	41.054	35.829	29.686	229.7	3:44.033
3		1:58.078	45.061	39.901	33.116	187.8	6:00.777	3		1:46.439	40.939	35.707	29.793	226.4	5:30.472
4		1:57.902	45.087	39.816	32.999	187.1	7:58.679	4		1:45.646	40.636	35.251	29.759	230.2	7:16.118
5		1:57.979	45.101	40.030	32.848	191.8	9:56.658	5		1:46.284	40.156	36.126	30.002	231.2	9:02.402
6		2:06.100	46.871	40.267	38.962	192.1	12:02.758	6		1:46.823	40.459	36.626	29.738	228.8	10:49.225
7		2:02.312	46.161	40.718	35.433	182.7	14:05.070	7		2:06.947 P	41.154	36.753	49.040	232.2	12:56.172
8		2:02.564	46.975	40.864	34.725	169.8	16:07.634	33 Rui Miritta Porsche 911 Cup							
9		2:01.815	47.062	40.646	34.107	185.2	18:09.449	Cup Monteiros Competição							
10		1:58.737	45.635	40.128	32.974	186.8	20:08.186	Lap	D	Time	Sector 1	Sector 2	Sector 3	T. Spd	Elapsed
11		2:00.469	45.269	42.036	33.164	192.1	22:08.655	1		1:54.173	48.920	35.594	29.659	185.5	1:54.173
12		2:01.244	47.895	39.924	33.425	188.1	24:09.899	2		2:06.499	1:01.474	35.200	29.825	219.5	4:00.672
13		2:15.438 P	49.323	41.590	44.525	191.8	26:25.337	3		1:44.871	40.805	34.670	29.396	211.3	5:45.543
14		4:00.750	2:44.818	41.663	34.269	86.6	30:26.087	4		1:44.391	40.179	34.746	29.466	207.2	7:29.934
15		2:02.986	45.561	40.665	36.760	186.8	32:29.073	5		1:44.799	40.324	34.689	29.786	210.1	9:14.733
16		2:00.431	45.839	41.365	33.227	184.3	34:29.504	6		1:47.484	40.742	36.416	30.326	209.3	11:02.217
17		2:02.350	46.896	41.709	33.745	187.5	36:31.854	7		1:49.770	40.769	35.032	33.969	227.3	12:51.987
18		1:59.432	45.641	40.516	33.275	186.2	38:31.286	8		1:51.008	42.335	36.022	32.651	187.8	14:42.995
19		1:58.941	45.045	40.496	33.400	190.4	40:30.227	9		1:49.713	41.721	35.918	32.074	215.1	16:32.708
20		1:59.432	45.684	40.198	33.550	170.0	42:29.659	10		1:50.907	43.486	36.694	30.727	206.8	18:23.615
21		2:05.037	50.472	41.012	33.553	181.8	44:34.696	11		1:51.356	42.064	36.449	32.843	201.8	20:14.971
22		2:00.143	45.322	41.259	33.562	187.8	46:34.839	12		2:00.546 P	42.484	36.339	41.723	198.5	22:15.517
								13		4:20.624	3:11.956	37.156	31.512	109.2	26:36.141
								14		1:48.814	42.096	35.690	31.028	196.3	28:24.955
								15		1:49.279	42.083	36.092	31.104	203.3	30:14.234
								16		1:48.594	41.867	35.853	30.874	227.8	32:02.828
								17		1:49.181	41.676	36.954	30.551	211.3	33:52.009
								18		1:52.021	42.526	36.962	32.533	207.6	35:44.030
								19		1:54.832	43.236	39.164	32.432	196.7	37:38.862
								20		1:51.749	43.504	36.778	31.467	190.4	39:30.611
								21		1:51.259	43.149	36.818	31.292	177.0	41:21.870
								22		1:54.381	42.905	39.173	32.303	171.1	43:16.251
								23		1:54.450	43.205	39.109	32.136	200.0	45:10.701
								24		1:54.243	43.408	37.594	33.241	179.1	47:04.944

25 Steve Kirton Ginetta G55

GTX							Steve Kirton	
Lap	D	Time	Sector 1	Sector 2	Sector 3	T. Spd	Elapsed	
1	1	1:59.376	50.811	37.250	31.315	170.3	1:59.376	
2	1	1:48.118	41.387	35.739	30.992	218.6	3:47.494	
3	1	1:47.807	41.462	35.736	30.609	219.0	5:35.301	
4	1	1:48.678	41.971	36.122	30.585	210.5	7:23.979	
5	1	1:49.032	42.168	36.047	30.817	210.5	9:13.011	
6	1	1:49.225	42.119	36.113	30.993	214.7	11:02.236	
7	1	1:51.427	42.015	35.902	33.510	213.8	12:53.663	
8	1	1:50.849	42.597	35.960	32.292	196.0	14:44.512	
9	1	1:48.735	41.950	36.008	30.777	215.1	16:33.247	
10	1	1:49.823	42.521	36.313	30.989	216.4	18:23.070	
11	1	1:57.186 P	41.943	36.360	38.883	211.3	20:20.256	
12	2	3:52.945	2:47.185	35.744	30.016	95.9	24:13.201	
13	2	1:45.415	41.325	34.867	29.223	217.7	25:58.616	
14	2	1:44.268	39.900	34.977	29.391	222.2	27:42.884	
15	2	1:43.781	39.803	34.465	29.513	221.7	29:26.665	
16	2	1:45.197	40.090	35.791	29.316	220.8	31:11.862	
17	2	1:43.390	39.889	34.345	29.156	222.2	32:55.252	
18	2	1:42.929	39.706	34.166	29.057	222.2	34:38.181	
19	2	1:42.969	39.858	34.019	29.092	221.7	36:21.150	
20	2	1:42.944	39.735	34.309	28.900	221.3	38:04.094	
21	2	1:42.631	39.563	34.051	29.017	222.2	39:46.725	
22	2	1:42.565	39.535	34.013	29.017	222.2	41:29.290	
23	2	1:43.657	39.428	34.500	29.729	223.6	43:12.947	
24	2	1:44.229	40.314	34.563	29.352	214.7	44:57.176	
25	2	1:44.680	39.737	34.242	30.701	221.7	46:41.856	





Circuito de Madrid Jarama - RACE

Iberian Supercars (CPV)

Race - 1

Tiempos Por Vuelta



36

Guillermo Aso

Mercedes AMG GT4

37

Henrique Cruz

Ginetta G55

GT4 Pro

Filip Vava-Atanackovic

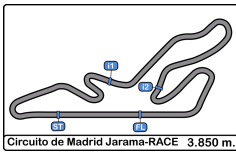
NM Racing Team

GTX

Jemma Moore

Tockwith Motorsports

Lap	D	Time	Sector 1	Sector 2	Sector 3	T. Spd	Elapsed	Lap	D	Time	Sector 1	Sector 2	Sector 3	T. Spd	Elapsed
1	1	1:45.858	44.162	33.422	28.274	202.2	1:45.858	1	1	1:52.209	47.762	35.320	29.127	187.5	1:52.209
2	1	1:39.379	38.428	32.780	28.171	235.8	3:25.237	2	1	1:43.151	39.894	34.346	28.911	225.0	3:35.360
3	1	1:39.308	38.344	32.819	28.145	237.3	5:04.545	3	1	1:43.316	39.864	34.466	28.986	224.5	5:18.676
4	1	1:39.460	38.535	32.676	28.249	236.3	6:44.005	4	1	1:43.787	39.894	34.610	29.283	223.6	7:02.463
5	1	1:39.798	38.456	33.044	28.298	237.8	8:23.803	5	1	1:44.386	40.214	34.835	29.337	221.7	8:46.849
6	1	1:39.504	38.425	32.809	28.270	237.3	10:03.307	6	1	1:44.945	40.871	35.025	29.049	212.1	10:31.794
7	1	1:39.771	38.516	32.883	28.372	238.4	11:43.078	7	1	1:43.899	39.964	34.656	29.279	220.4	12:15.693
8	1	1:53.434	38.556	33.275	41.603	237.3	13:36.512	8	1	1:46.354	39.939	35.035	31.380	222.6	14:02.047
9	1	1:42.969	39.770	33.357	29.842	203.7	15:19.481	9	1	1:50.334	41.297	35.801	33.236	203.7	15:52.381
10	1	1:42.802	40.047	33.626	29.129	226.8	17:02.283	10	1	1:49.468	41.525	35.792	32.151	213.0	17:41.849
11	1	1:41.699	39.390	33.500	28.809	233.7	18:43.982	11	1	1:47.381	40.958	35.448	30.975	216.0	19:29.230
12	1	1:46.996 P	39.090	33.405	34.501	234.7	20:30.978	12	1	1:46.091	40.747	35.217	30.127	215.1	21:15.321
13	2	3:46.762	2:45.489	32.837	28.436	112.1	24:17.740	13	1	1:45.287	40.537	35.086	29.664	218.1	23:00.608
14	2	1:43.065	41.838	33.013	28.214	236.8	26:00.805	14	1	1:45.629	40.439	34.794	30.396	217.7	24:46.237
15	2	1:39.785	38.547	32.778	28.460	238.4	27:40.590	15	1	1:53.762 P	41.145	35.524	37.093	219.0	26:39.999
16	2	1:40.238	38.690	32.878	28.670	237.3	29:20.828	16	2	3:41.950	2:37.322	34.962	29.666	117.1	30:21.949
17	2	1:39.898	38.634	32.834	28.430	236.3	31:00.726	17	2	1:43.161	39.760	34.397	29.004	223.1	32:05.110
18	2	1:40.228	38.790	32.872	28.566	237.3	32:40.954	18	2	1:44.551	39.694	35.619	29.238	222.6	33:49.661
19	2	1:40.445	38.750	32.994	28.701	237.8	34:21.399	19	2	1:42.785	39.875	33.974	28.936	220.4	35:32.446
20	2	1:40.334	38.657	32.902	28.775	237.3	36:01.733	20	2	1:42.025	39.428	33.745	28.852	221.7	37:14.471
21	2	1:40.313	38.790	32.949	28.574	237.8	37:42.046	21	2	1:41.895	39.473	33.664	28.758	223.6	38:56.366
22	2	1:41.244	38.976	33.009	29.259	236.8	39:23.290	22	2	1:41.844	39.541	33.673	28.630	223.6	40:38.210
23	2	1:41.458	39.461	33.259	28.738	233.2	41:04.748	23	2	1:41.302	39.197	33.480	28.625	225.0	42:19.512
24	2	1:40.839	39.064	33.106	28.669	236.3	42:45.587	24	2	1:42.205	38.978	33.771	29.456	225.9	44:01.717
25	2	1:41.458	39.054	33.500	28.904	236.3	44:27.045	25	2	1:41.560	39.443	33.460	28.657	222.6	45:43.277
26	2	1:41.708	39.234	33.116	29.358	236.3	46:08.753	26	2	1:52.072	39.267	38.653	34.152	224.0	47:35.349



Circuito de Madrid Jarama - RACE

Iberian Supercars (CPV)

Race - 1

Tiempos Por Vuelta



40

Borja Hormigos

BMW M4 GT4 48

Salvador Tineo

Mercedes AMG GT4

GT4 Bronze

Héctor Hernández

RACE

GT4 Pro

Luis Gonzalez

Motor Club Sabadell

Lap	D	Time	Sector 1	Sector 2	Sector 3	T. Spd	Elapsed	Lap	D	Time	Sector 1	Sector 2	Sector 3	T. Spd	Elapsed
1	1	1:47.675	45.127	33.787	28.761	205.7	1:47.675	1	1	1:46.570	44.389	33.751	28.430	199.6	1:46.570
2	1	1:41.242	39.345	33.113	28.784	238.4	3:28.917	2	1	1:39.811	38.704	33.021	28.086	232.2	3:26.381
3	1	1:41.330	39.436	33.275	28.619	241.0	5:10.247	3	1	1:39.881	38.525	33.198	28.158	234.2	5:06.262
4	1	1:41.704	38.981	33.295	29.428	238.9	6:51.951	4	1	1:39.626	38.493	33.005	28.128	234.2	6:45.888
5	1	1:41.039	39.054	33.242	28.743	239.4	8:32.990	5	1	1:39.739	38.599	32.996	28.144	236.3	8:25.627
6	1	1:41.459	39.264	33.317	28.878	240.5	10:14.449	6	1	1:39.851	38.638	32.981	28.232	235.8	10:05.478
7	1	1:41.127	39.023	33.213	28.891	242.1	11:55.576	7	1	1:40.844	38.679	33.826	28.339	235.2	11:46.322
8	1	1:43.668	39.469	33.352	30.847	241.0	13:39.244	8	1	1:42.066	38.809	33.264	29.993	233.2	13:28.388
9	1	1:44.601	40.800	34.047	29.754	194.5	15:23.845	9	1	1:41.829	39.105	33.082	29.642	229.2	15:10.217
10	1	1:43.577	40.106	33.627	29.844	225.4	17:07.422	10	1	1:41.163	39.085	32.987	29.091	231.2	16:51.380
11	1	1:42.473	39.793	33.462	29.218	240.0	18:49.895	11	1	1:41.383	38.969	33.146	29.268	232.7	18:32.763
12	1	1:42.049	39.475	33.274	29.300	236.3	20:31.944	12	1	1:48.187 P	39.250	33.186	35.751	230.7	20:20.950
13	1	1:42.563	39.669	33.734	29.160	237.8	22:14.507	13	2	3:37.349	2:34.703	33.676	28.970	108.7	23:58.299
14	1	1:42.806	39.999	33.660	29.147	238.9	23:57.313	14	2	1:41.490	39.175	33.655	28.660	232.7	25:39.789
15	1	1:43.648	39.597	34.720	29.331	231.7	25:40.961	15	2	1:41.360	38.958	33.194	29.208	231.2	27:21.149
16	1	1:44.103	40.101	34.304	29.698	235.2	27:25.064	16	2	1:40.982	39.034	33.221	28.727	234.2	29:02.131
17	1	1:49.902 P	40.195	34.403	35.304	229.7	29:14.966	17	2	1:41.126	39.211	33.209	28.706	233.7	30:43.257
18	2	3:42.368	2:38.461	34.177	29.730	120.5	32:57.334	18	2	1:42.191	39.261	34.133	28.797	234.7	32:25.448
19	2	1:43.327	39.969	33.849	29.509	235.2	34:40.661	19	2	1:41.897	39.444	33.546	28.907	234.2	34:07.345
20	2	1:44.038	39.878	34.687	29.473	236.3	36:24.699	20	2	1:41.635	39.327	33.461	28.847	233.7	35:48.980
21	2	1:44.552	40.748	34.158	29.646	234.2	38:09.251	21	2	1:42.183	39.295	33.908	28.980	233.7	37:31.163
22	2	1:43.909	40.459	33.857	29.593	234.7	39:53.160	22	2	1:41.663	39.335	33.489	28.839	234.7	39:12.826
23	2	1:42.789	39.652	33.796	29.341	241.0	41:35.949	23	2	1:41.573	39.083	33.511	28.979	233.7	40:54.399
24	2	1:43.864	40.361	34.086	29.417	241.0	43:19.813	24	2	1:41.467	39.284	33.292	28.891	233.2	42:35.866
25	2	1:45.275	40.707	34.382	30.186	238.9	45:05.088	25	2	1:42.940	39.528	33.531	29.881	234.7	44:18.806
26	2	1:45.144	40.385	34.481	30.278	239.4	46:50.232	26	2	1:42.746	39.771	33.740	29.235	234.7	46:01.552

69

Dave Benett

Porsche 911 Cup

Cup

Marcus Fothergill

Marcus Fothergill

Lap	D	Time	Sector 1	Sector 2	Sector 3	T. Spd	Elapsed
1	1	1:55.758	49.744	36.306	29.708	170.3	1:55.758
2	1	1:47.343	41.355	35.852	30.136	228.8	3:43.101
3	1	1:46.429	40.803	35.623	30.003	218.6	5:29.530
4	1	1:45.692	40.599	35.249	29.844	232.2	7:15.222
5	1	1:46.695	40.527	36.004	30.164	223.1	9:01.917
6	1	1:48.745	40.693	37.878	30.174	231.2	10:50.662
7	1	2:24.748 P	40.724	36.038	1:07.986	228.8	13:15.410
8	1	3:08.869 P	1:39.617	46.738	42.514	99.4	16:24.279
9	1	3:50.785 P	2:25.001	43.361	42.423	104.3	20:15.064
10	1	2:26.315 P	1:04.297	42.318	39.700	109.9	22:41.379
11	2	4:02.172	2:53.960	37.811	30.401	112.5	26:43.551
12	2	1:47.693	40.905	36.768	30.020	214.2	28:31.244
13	2	1:47.992	41.032	36.770	30.190	221.7	30:19.236
14	2	1:47.986	40.901	36.974	30.111	221.3	32:07.222
15	2	1:48.313	41.327	36.879	30.107	216.4	33:55.535
16	2	1:47.630	40.934	36.151	30.545	215.1	35:43.165
17	2	1:50.196	41.558	37.518	31.120	206.8	37:33.361
18	2	1:50.909	42.410	36.895	31.604	199.6	39:24.270
19	2	1:47.509	41.363	36.269	29.877	225.0	41:11.779
20	2	1:47.615	41.018	36.404	30.193	202.6	42:59.394
21	2	1:49.036	42.183	36.702	30.151	202.6	44:48.430
22	2	1:48.012	41.269	36.206	30.537	206.8	46:36.442





Circuito de Madrid Jarama - RACE

Iberian Supercars (CPV)

Race - 1

Tiempos Por Vuelta



81

Nerea Marti

BMW M4 GT4

88

Keith Gatehouse

Mercedes AMG GT4

GT4 Pro

Jose Milagros

Promotion Motorsport

GT4 Am

Igor Sorokin

NM Racing Team

Lap	D	Time	Sector 1	Sector 2	Sector 3	T. Spd	Elapsed	Lap	D	Time	Sector 1	Sector 2	Sector 3	T. Spd	Elapsed
1	1	1:45.132	43.662	33.431	28.039	204.5	1:45.132	1	1	1:50.974	47.241	34.534	29.199	185.5	1:50.974
2	1	1:39.177	38.402	32.828	27.947	238.9	3:24.309	2	1	1:42.953	40.148	33.629	29.176	233.7	3:33.927
3	1	1:38.986	38.211	32.814	27.961	239.4	5:03.295	3	1	1:42.189	39.578	33.615	28.996	233.2	5:16.116
4	1	1:38.671	38.191	32.546	27.934	239.4	6:41.966	4	1	1:41.647	39.070	33.608	28.969	234.7	6:57.763
5	1	1:39.118	38.362	32.679	28.077	239.4	8:21.084	5	1	1:41.790	39.234	33.526	29.030	232.7	8:39.553
6	1	1:39.124	38.337	32.731	28.056	241.0	10:00.208	6	1	1:42.435	39.680	33.674	29.081	233.2	10:21.988
7	1	1:39.668	38.644	32.867	28.157	242.1	11:39.876	7	1	1:41.915	39.727	33.256	28.932	233.7	12:03.903
8	1	1:42.202	38.376	32.989	30.837	241.0	13:22.078	8	1	1:43.487	39.672	33.327	30.488	233.2	13:47.390
9	1	1:45.711	39.455	34.061	32.195	225.4	15:07.789	9	1	1:44.323	39.838	33.752	30.733	228.3	15:31.713
10	1	1:42.738	39.255	33.241	30.242	233.2	16:50.527	10	1	1:42.908	39.908	33.409	29.591	228.8	17:14.621
11	1	1:41.984	38.980	33.120	29.884	235.2	18:32.511	11	1	1:42.516	39.842	33.352	29.322	230.7	18:57.137
12	1	1:41.611	39.012	33.120	29.479	236.8	20:14.122	12	1	1:43.007	39.374	33.919	29.714	232.7	20:40.144
13	1	1:41.338	39.274	32.917	29.147	235.2	21:55.460	13	1	1:54.046	39.656	43.865	30.525	228.3	22:34.190
14	1	1:41.130	39.045	33.242	28.843	235.2	23:36.590	14	1	1:49.970 P	40.042	33.697	36.231	228.8	24:24.160
15	1	1:48.043 P	38.934	33.237	35.872	238.9	25:24.633	15	2	3:48.528	2:43.179	35.107	30.242	109.7	28:12.688
16	2	3:38.415	2:37.366	32.656	28.393	110.8	29:03.048	16	2	1:45.059	40.137	34.858	30.064	230.7	29:57.747
17	2	1:40.847	38.627	33.116	29.104	242.1	30:43.895	17	2	1:44.732	40.068	34.816	29.848	228.3	31:42.479
18	2	1:40.871	38.843	33.384	28.644	243.7	32:24.766	18	2	1:44.729	40.129	34.615	29.985	231.2	33:27.208
19	2	1:40.367	38.539	32.936	28.892	238.4	34:05.133	19	2	1:45.274	40.336	35.033	29.905	227.3	35:12.482
20	2	1:43.022	39.797	34.021	29.204	226.4	35:48.155	20	2	1:44.965	40.727	34.585	29.653	229.7	36:57.447
21	2	1:42.036	39.110	33.653	29.273	234.7	37:30.191	21	2	1:44.903	40.501	34.706	29.696	228.3	38:42.350
22	2	1:41.271	39.270	33.275	28.726	232.2	39:11.462	22	2	1:45.731	40.210	35.259	30.262	229.7	40:28.081
23	2	1:41.561	39.534	33.361	28.666	235.2	40:53.023	23	2	1:47.143	40.637	36.098	30.408	227.8	42:15.224
24	2	1:40.292	39.022	32.820	28.450	237.8	42:33.315	24	2	1:47.942	40.719	35.929	31.294	228.3	44:03.166
25	2	1:40.645	38.831	33.250	28.564	238.9	44:13.960	25	2	1:47.087	40.649	36.022	30.416	226.8	45:50.253
26	2	1:41.319	38.797	33.388	29.134	237.3	45:55.279	26	2	1:53.039	41.366	38.687	32.986	223.1	47:43.292



Circuito de Madrid Jarama - RACE

Iberian Supercars (CPV)

Race - 1

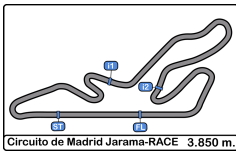
Tiempos Por Vuelta



115							116								
Alberto de Martín			Mercedes AMG GT4				Alba Cano			Mercedes AMG GT4					
GT4 Bronze		Nil Montserrat		NM Racing Team			GT4 Pro		Andy Cantu			NM Racing Team			
Lap	D	Time	Sector 1	Sector 2	Sector 3	T. Spd	Elapsed	Lap	D	Time	Sector 1	Sector 2	Sector 3	T. Spd	Elapsed
1	1	1:50.057	46.129	34.576	29.352	188.4	1:50.057	1	1	1:48.734	45.619	34.290	28.825	191.8	1:48.734
2	1	1:41.418	39.237	33.621	28.560	235.2	3:31.475	2	1	1:41.670	39.491	33.525	28.654	228.3	3:30.404
3	1	1:41.405	39.171	33.695	28.539	234.2	5:12.880	3	1	1:41.724	39.565	33.620	28.539	225.4	5:12.128
4	1	1:40.853	38.851	33.427	28.575	234.7	6:53.733	4	1	1:41.021	38.815	33.599	28.607	228.8	6:53.149
5	1	1:41.337	39.380	33.417	28.540	232.7	8:35.070	5	1	1:41.194	39.305	33.339	28.550	228.8	8:34.343
6	1	1:41.340	39.066	33.369	28.905	236.8	10:16.410	6	1	1:40.986	38.960	33.445	28.581	230.7	10:15.329
7	1	1:41.729	39.215	33.707	28.807	234.2	11:58.139	7	1	1:41.409	39.024	33.556	28.829	229.2	11:56.738
8	1	1:53.529	39.386	33.531	40.612	232.7	13:51.668	8	1	1:43.359	39.073	33.505	30.781	228.3	13:40.097
9	1	1:43.737	40.060	33.889	29.788	217.7	15:35.405	9	1	1:45.362	40.523	34.029	30.810	220.4	15:25.459
10	1	1:43.462	39.754	34.181	29.527	226.8	17:18.867	10	1	1:42.813	39.523	33.568	29.722	225.0	17:08.272
11	1	1:44.231	40.254	34.533	29.444	219.9	19:03.098	11	1	1:42.630	39.381	33.784	29.465	228.8	18:50.902
12	1	1:49.767 P	40.497	34.783	34.487	223.6	20:52.865	12	1	1:47.657 P	39.720	33.583	34.354	227.3	20:38.559
13	2	3:44.255	2:40.608	34.210	29.437	111.3	24:37.120	13	2	3:36.003	2:34.331	33.092	28.580	113.0	24:14.562
14	2	1:41.247	39.284	33.178	28.785	228.8	26:18.367	14	2	1:40.856	39.462	32.941	28.453	234.7	25:55.418
15	2	1:40.974	39.189	33.128	28.657	234.7	27:59.341	15	2	1:39.742	38.596	32.860	28.286	234.2	27:35.160
16	2	1:40.528	38.836	33.110	28.582	232.7	29:39.869	16	2	1:39.951	38.596	32.823	28.532	234.7	29:15.111
17	2	1:40.527	38.936	32.975	28.616	234.7	31:20.396	17	2	1:39.905	38.586	32.821	28.498	234.2	30:55.016
18	2	1:40.790	39.027	33.085	28.678	234.7	33:01.186	18	2	1:40.231	38.679	32.877	28.675	235.2	32:35.247
19	2	1:40.829	39.025	33.052	28.752	235.2	34:42.015	19	2	1:40.196	38.933	32.854	28.409	233.7	34:15.443
20	2	1:42.912	39.275	34.237	29.400	235.2	36:24.927	20	2	1:39.952	38.647	32.815	28.490	235.8	35:55.395
21	2	1:41.843	39.806	33.263	28.774	222.6	38:06.770	21	2	1:40.478	38.886	32.870	28.722	236.8	37:35.873
22	2	1:41.189	39.240	33.293	28.656	232.2	39:47.959	22	2	1:40.210	38.840	32.908	28.462	235.2	39:16.083
23	2	1:41.741	39.094	33.809	28.838	236.3	41:29.700	23	2	1:40.169	38.800	32.920	28.449	236.3	40:56.252
24	2	1:43.375	39.710	34.199	29.466	235.2	43:13.075	24	2	1:40.704	38.587	33.318	28.799	236.8	42:36.956
25	2	1:41.817	39.720	33.356	28.741	223.1	44:54.892	25	2	1:40.942	38.847	33.215	28.880	237.3	44:17.898
26	2	1:42.255	39.694	33.511	29.050	231.7	46:37.147	26	2	1:40.410	38.809	32.931	28.670	235.2	45:58.308

125							
Tomás Pinto			Ginetta G50				
GTX		Simon Moore			Simon Moore		
Lap	D	Time	Sector 1	Sector 2	Sector 3	T. Spd	Elapsed
1	1	2:04.236	57.390	35.999	30.847	106.1	2:04.236
2	1	1:45.829	40.752	35.394	29.683	225.4	3:50.065
3	1	1:45.222	40.056	35.107	30.059	227.8	5:35.287
4	1	1:44.405	40.414	34.757	29.234	224.0	7:19.692
5	1	1:44.659	40.465	34.794	29.400	226.4	9:04.351
6	1	1:45.221	40.640	34.911	29.670	228.8	10:49.572
7	1	1:45.888	41.222	35.276	29.390	228.3	12:35.460
8	1	1:46.601	40.271	35.579	30.751	226.8	14:22.061
9	1	1:46.356	40.637	35.675	30.044	225.0	16:08.417
10	1	1:46.364	41.025	35.102	30.237	228.8	17:54.781
11	1	1:46.252	40.811	35.076	30.365	225.0	19:41.033
12	1	1:46.878	41.027	35.343	30.508	226.4	21:27.911
13	1	1:51.839 P	41.085	35.500	35.254	225.0	23:19.750
14	2	3:47.808	2:42.025	35.798	29.985	112.3	27:07.558
15	2	1:45.666	40.995	34.893	29.778	221.3	28:53.224
16	2	1:45.681	41.039	34.946	29.696	225.4	30:38.905
17	2	1:46.055	40.651	34.668	30.736	225.9	32:24.960
18	2	1:45.039	40.914	34.565	29.560	222.6	34:09.999
19	2	1:44.555	40.533	34.502	29.520	208.4	35:54.554
20	2	1:50.276 P	40.679	34.391	35.206	208.8	37:44.830
21	2	2:08.705	1:05.289	34.290	29.126	113.9	39:53.535
22	2	1:43.030	39.831	33.941	29.258	229.2	41:36.565
23	2	1:47.924 P	39.988	34.248	33.688	224.0	43:24.489
24	2	2:08.314	1:05.219	33.924	29.171	110.5	45:32.803
25	2	1:44.995	40.198	34.203	30.594	227.8	47:17.798





Circuito de Madrid Jarama - RACE

Iberian Supercars (CPV)

Race - 1

Análisis



Num	Lap Time	Gap
Lap 1		
81	1:45.132	
36	1:45.858	00.726
48	1:46.570	01.438
40	1:47.675	02.543
116	1:48.734	03.602
115	1:50.057	04.925
16	1:50.264	05.132
88	1:50.974	05.842
37	1:52.209	07.077
11	1:53.038	07.906
33	1:54.173	09.041
69	1:55.758	10.626
27	1:57.464	12.332
25	1:59.376	14.244
19	1:59.738	14.606
125	2:04.236	19.104
23	2:04.520	19.388

Num	Lap Time	Gap
Lap 2		
81	1:39.177	
36	1:39.379	00.928
48	1:39.811	02.072
40	1:41.242	04.608
116	1:41.670	06.095
115	1:41.418	07.166
16	1:42.314	08.269
88	1:42.953	09.618
37	1:43.151	11.051
11	1:43.937	12.666
69	1:47.343	18.792
27	1:46.569	19.724
25	1:48.118	23.185
125	1:45.829	25.756
19	1:54.980	30.409
33	2:06.499	36.363
23	1:58.179	38.390

Num	Lap Time	Gap
Lap 3		
81	1:38.986	
36	1:39.308	01.250
48	1:39.881	02.967
40	1:41.330	06.952
116	1:41.724	08.833
115	1:41.405	09.585
16	1:42.452	11.735
88	1:42.189	12.821
37	1:43.316	15.381
11	1:43.966	17.646
69	1:46.429	26.235
27	1:46.439	27.177
125	1:45.222	31.992
25	1:47.807	32.006
19	1:44.048	35.471
33	1:44.871	42.248
23	1:58.078	57.482

Num	Lap Time	Gap
Lap 4		
81	1:38.671	
36	1:39.460	02.039
48	1:39.626	03.922
40	1:41.704	09.985
116	1:41.021	11.183
115	1:40.853	11.767
16	1:41.438	14.502
88	1:41.647	15.797
37	1:43.787	20.497
11	1:42.458	21.433
69	1:45.692	33.256
27	1:45.646	34.152
125	1:44.405	37.726
25	1:48.678	42.013
19	1:45.670	42.470
33	1:44.391	47.968
23	1:57.902	1:16.713

Num	Lap Time	Gap
Lap 5		
81	1:39.118	
36	1:39.798	02.719
48	1:39.739	04.543
40	1:41.039	11.906
116	1:41.194	13.259
115	1:41.337	13.986
16	1:41.469	16.853
88	1:41.790	18.469
37	1:44.386	25.765
11	1:43.809	26.124
69	1:46.695	40.833
27	1:46.284	41.318
125	1:44.659	43.267
19	1:43.966	47.318
25	1:49.032	51.927
33	1:44.799	53.649
23	1:57.979	1:35.574

Num	Lap Time	Gap
Lap 6		
81	1:39.124	
36	1:39.504	03.099
48	1:39.851	05.270
40	1:41.459	14.241
116	1:40.986	15.121
115	1:41.340	16.202
16	1:42.360	20.089
88	1:42.435	21.780
11	1:43.434	30.434
37	1:44.945	31.586
27	1:46.823	49.017
125	1:45.221	49.364
69	1:48.745	50.454
19	1:44.497	52.691
33	1:47.484	1:02.009
25	1:49.225	1:02.028

Num	Lap Time	Gap
Lap 7		
81	1:39.668	
36	1:39.771	03.202
48	1:40.844	06.446
40	1:41.127	15.700
116	1:41.409	16.862
115	1:41.729	18.263
16	1:42.252	22.673
23	2:06.100	1 Lap
88	1:41.915	24.027
11	1:42.806	33.572
37	1:43.899	35.817
125	1:45.888	55.584
19	1:46.128	59.151
33	1:49.770	1:12.111
25	1:51.427	1:13.787
27	2:06.947	1:16.296
69	2:24.748	1:35.534

Num	Lap Time	Gap
Lap 8		
81	1:42.202	
48	1:42.066	06.310
36	1:53.434	14.434
40	1:43.668	17.166
116	1:43.359	18.019
16	1:43.795	24.266
88	1:43.487	25.312
115	1:53.529	29.590
11	1:43.047	34.417
37	1:46.354	39.969
23	2:02.312	1 Lap
125	1:46.601	59.983
19	1:45.699	1:02.648
33	1:51.008	1:20.917
25	1:50.849	1:22.434

Num	Lap Time	Gap
Lap 9		
81	1:45.711	
48	1:41.829	02.428
36	1:42.969	11.692
40	1:44.601	16.056
116	1:45.362	17.670
16	1:44.518	23.073
88	1:44.323	23.924
115	1:43.737	27.616
11	1:43.140	31.846
37	1:50.334	44.592
23	2:02.564	1 Lap
125	1:46.356	1:00.628
19	1:46.614	1:03.551
69	3:08.869	1 Lap
33	1:49.713	1:24.919
25	1:48.735	1:25.458

Num	Lap Time	Gap
48	1:41.163	00.853
36	1:42.802	11.756
40	1:43.577	16.895
116	1:42.813	17.745
16	1:42.482	22.817
88	1:42.908	24.094
115	1:43.462	28.340
11	1:43.076	32.184
37	1:49.468	51.322
125	1:46.364	1:04.254
19	1:46.235	1:07.048
23	2:01.815	1 Lap
25	1:49.823	1:32.543
33	1:50.907	1:33.088

Num	Lap Time	Gap
Lap 11		
81	1:41.984	
48	1:41.383	00.252
36	1:41.699	11.471
40	1:42.473	17.384
116	1:42.630	18.391
16	1:42.879	23.712
88	1:42.516	24.626
115	1:44.231	30.587
11	1:43.443	33.643
37	1:47.381	56.719
125	1:46.252	1:08.522
19	1:46.303	1:11.367
23	1:58.737	1 Lap

Num	Lap Time	Gap
Lap 12		
81	1:41.611	
33	1:51.356	1 Lap
69	3:50.785	3 Laps
25	1:57.186	1 Lap
48	1:48.187	06.828
36	1:46.996	16.856
40	1:42.049	17.822
116	1:47.657	24.437
88	1:43.007	26.022
16	1:49.918	32.019
11	1:42.817	34.849
115	1:49.767	38.743
37	1:46.091	1:01.199
125	1:46.878	1:13.789
19	1:50.085	1:19.841

Num	Lap Time	Gap
Lap 13		
81	1:41.338	
23	2:00.469	2 Laps
40	1:42.563	19.047
33	2:00.546	1 Lap
88	1:54.046	38.730
11	1:50.013	43.524
69	2:26.315	3 Laps
37	1:45.287	1:05.148

Num	Lap Time	Gap
125	1:51.839	1:24.290

Num	Lap Time	Gap
Lap 14		
81	1:41.130	
40	1:42.806	20.723
48	3:37.349	1 Lap
23	2:01.244	2 Laps
25	3:52.945	2 Laps
116	3:36.003	1 Lap
36	3:46.762	1 Lap
16	3:37.272	1 Lap
88	1:49.970	47.570
115	3:44.255	1 Lap
37	1:45.629	1:09.647
19	3:40.945	1 Lap

Num	Lap Time	Gap
Lap 15		
81	1:48.043	
48	1:41.490	1 Lap
40	1:43.648	16.328
116	1:40.856	1 Lap
25	1:45.415	2 Laps
36	1:43.065	1 Lap
16	1:42.526	1 Lap
115	1:41.247	1 Lap
23	2:15.438	2 Laps
11	3:46.540	1 Lap
33	4:20.624	2 Laps
37	1:53.762	1:15.366
69	4:02.172	4 Laps
19	1:44.442	1 Lap
125	3:47.808	1 Lap
48	1:41.360	1:56.516

Num	Lap Time	Gap
Lap 16		
40	1:44.103	
116	1:39.742	1 Lap
36	1:39.785	1 Lap
25	1:44.268	2 Laps
16	1:40.992	1 Lap
115	1:40.974	1 Lap
11	1:45.394	1 Lap
88	3:48.528	1 Lap
33	1:48.814	2 Laps
69	1:47.693	4 Laps
19	1:43.553	1 Lap
125	1:45.666	1 Lap
48	1:40.982	1:37.067
81	3:38.415	1:37.984





Circuito de Madrid Jarama - RACE

Iberian Supercars (CPV)

Race - 1

Análisis



Num	Lap Time	Gap
115	1:40.528	1 Lap
11	1:44.859	1 Lap
88	1:45.059	1 Lap
33	1:49.279	2 Laps
69	1:47.992	4 Laps
37	3:41.950	1 Lap
19	1:43.068	1 Lap
23	4:00.750	3 Laps
125	1:45.681	1 Lap
48	1:41.126	1:28.291
81	1:40.847	1:28.929
116	1:39.905	1:40.050
36	1:39.898	1:45.760
16	1:42.145	1:55.600
25	1:45.197	1 Lap
115	1:40.527	2:05.430
11	1:43.738	2:24.549
88	1:44.732	2:27.513
33	1:48.594	1 Lap
37	1:43.161	2:50.144
69	1:47.986	3 Laps
19	1:42.858	2:53.863

Num	Lap Time	Gap
Lap 18		
81	1:40.871	
125	1:46.055	1 Lap
48	1:42.191	00.682
23	2:02.986	3 Laps
116	1:40.231	10.481
36	1:40.228	16.188
16	1:41.084	26.884
25	1:43.390	1 Lap
40	3:42.368	32.568
115	1:40.790	36.420
11	1:43.824	58.573
88	1:44.729	1:02.442
37	1:44.551	1:24.895
33	1:49.181	1 Lap
19	1:45.037	1:29.100
69	1:48.313	3 Laps

Num	Lap Time	Gap
Lap 19		
81	1:40.367	
48	1:41.897	02.212
125	1:45.039	1 Lap
116	1:40.196	10.310
36	1:40.445	16.266
23	2:00.431	3 Laps
16	1:42.217	28.734
25	1:42.929	1 Lap
40	1:43.327	35.528
115	1:40.829	36.882
11	1:43.750	1:01.956
88	1:45.274	1:07.349
37	1:42.785	1:27.313
19	1:43.208	1:31.941
69	1:47.630	3 Laps

Num	Lap Time	Gap
33	1:52.021	1 Lap
Lap 20		
81	1:43.022	
48	1:41.635	00.825
125	1:44.555	1 Lap
116	1:39.952	07.240
36	1:40.334	13.578
16	1:41.689	27.401
25	1:42.969	1 Lap
40	1:44.038	36.544
115	1:42.912	36.772
23	2:02.350	3 Laps
11	1:43.993	1:02.927
88	1:44.965	1:09.292
37	1:42.025	1:26.316
19	1:42.571	1:31.490

Num	Lap Time	Gap
Lap 21		
81	1:42.036	
48	1:42.183	00.972
69	1:50.196	4 Laps
116	1:40.478	05.682
33	1:54.832	2 Laps
36	1:40.313	11.855
125	1:50.276	1 Lap
16	1:41.789	27.154
25	1:42.944	1 Lap
115	1:41.843	36.579
40	1:44.552	39.060
23	1:59.432	3 Laps
11	1:43.602	1:04.493
88	1:44.903	1:12.159
37	1:41.895	1:26.175
19	1:48.855	1:38.309

Num	Lap Time	Gap
Lap 22		
81	1:41.271	
48	1:41.663	01.364
116	1:40.210	04.621
36	1:41.244	11.828
69	1:50.909	4 Laps
33	1:51.749	2 Laps
16	1:42.579	28.462
25	1:42.631	1 Lap
115	1:41.189	36.497
40	1:43.909	41.698
125	2:08.705	1 Lap
11	1:44.580	1:07.802
88	1:45.731	1:16.619
23	1:58.941	3 Laps
37	1:41.844	1:26.748

Num	Lap Time	Gap
Lap 23		
81	1:41.561	
48	1:41.573	01.376

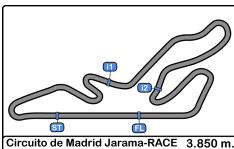
Num	Lap Time	Gap
116	1:40.169	03.229
36	1:41.458	11.725
69	1:47.509	4 Laps
19	2:06.907	1 Lap
33	1:51.259	2 Laps
16	1:42.841	29.742
25	1:42.565	1 Lap
115	1:41.741	36.677
40	1:42.789	42.926
125	1:43.030	1 Lap
11	1:44.152	1:10.393
88	1:47.143	1:22.201
37	1:41.302	1:26.489
23	1:59.432	3 Laps

Num	Lap Time	Gap
Lap 24		
81	1:40.292	
48	1:41.467	02.551
116	1:40.704	03.641
36	1:40.839	12.272
69	1:47.615	4 Laps
19	1:44.406	1 Lap
16	1:43.059	32.509
25	1:43.657	1 Lap
115	1:43.375	39.760
33	1:54.381	2 Laps
40	1:43.864	46.498
125	1:47.924	1 Lap
11	1:44.260	1:14.361
37	1:42.205	1:28.402
88	1:47.942	1:29.851

Num	Lap Time	Gap
Lap 25		
81	1:40.645	
116	1:40.942	03.938
48	1:42.940	04.846
36	1:41.458	13.085
23	2:05.037	4 Laps
19	1:44.777	1 Lap
69	1:49.036	4 Laps
16	1:43.089	34.953
115	1:41.817	40.932
25	1:44.229	1 Lap
40	1:45.275	51.128
33	1:54.450	2 Laps
11	1:44.312	1:18.028
125	2:08.314	1 Lap
37	1:41.560	1:29.317
88	1:47.087	1:36.293

Num	Lap Time	Gap
Lap 26		
81	1:41.319	
116	1:40.410	03.029
48	1:42.746	06.273
36	1:41.708	13.474
19	1:45.354	1 Lap





Circuito de Madrid Jarama - RACE

Iberian Supercars (CPV)

Race - 1

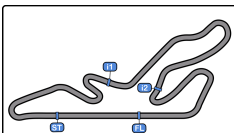
Mejores Sectores



Circuito de Madrid Jarama-RACE 3.850 m.

Sector - 1			Sector - 2			Sector - 3			Ideal Lap vs Best Lap		
Clas	Nº Driver	Time	Nº Driver	Time	Nº Driver	Time	Clas	Nº Driver	Ideal Lap	Best Lap	Clas
1	81 Marti - Milagros	38.191	81 Marti - Milagros	32.546	81 Marti - Milagros	27.934	1	81 Marti - Milagros	1:38.671	1:38.671	1
2	36 Aso - Vava-Atanackovic	38.344	36 Aso - Vava-Atanackovic	32.676	48 Tineo - Gonzalez	28.086	2	36 Aso - Vava-Atanackovic	1:39.165	1:39.308	2
3	48 Tineo - Gonzalez	38.493	116 Cano - Cantu	32.815	36 Aso - Vava-Atanackovic	28.145	3	48 Tineo - Gonzalez	1:39.560	1:39.626	3
4	116 Cano - Cantu	38.586	16 Azevedo - Batina	32.957	116 Cano - Cantu	28.286	4	116 Cano - Cantu	1:39.687	1:39.742	4
5	115 de Martín - Montserrat	38.836	115 de Martín - Montserrat	32.975	11 Herraiz - Gomez	28.446	5	115 de Martín - Montserrat	1:40.350	1:40.527	5
6	16 Azevedo - Batina	38.958	48 Tineo - Gonzalez	32.981	115 de Martín - Montserrat	28.539	6	16 Azevedo - Batina	1:40.545	1:40.992	6
7	37 Cruz - Moore	38.978	40 Hormigos - Hernández	33.113	40 Hormigos - Hernández	28.619	7	40 Hormigos - Hernández	1:40.713	1:41.039	7
8	40 Hormigos - Hernández	38.981	88 Gatehouse - Sorokin	33.256	37 Cruz - Moore	28.625	8	37 Cruz - Moore	1:41.063	1:41.302	8
9	88 Gatehouse - Sorokin	39.070	37 Cruz - Moore	33.460	16 Azevedo - Batina	28.630	9	88 Gatehouse - Sorokin	1:41.258	1:41.647	9
10	11 Herraiz - Gomez	39.414	11 Herraiz - Gomez	33.923	25 Kirton - Elsworth	28.900	10	11 Herraiz - Gomez	1:41.783	1:42.458	10
11	25 Kirton - Elsworth	39.428	125 Pinto - Moore	33.924	88 Gatehouse - Sorokin	28.932	11	25 Kirton - Elsworth	1:42.341	1:42.565	11
12	19 Smörg - Macias	39.533	25 Kirton - Elsworth	34.013	19 Smörg - Macias	28.965	12	19 Smörg - Macias	1:42.559	1:42.571	12
13	125 Pinto - Moore	39.831	19 Smörg - Macias	34.061	125 Pinto - Moore	29.126	13	125 Pinto - Moore	1:42.881	1:43.030	13
14	27 Rafael Muncharaz	40.156	33 Rui Miritta	34.670	33 Rui Miritta	29.396	14	33 Rui Miritta	1:44.245	1:44.391	14
15	33 Rui Miritta	40.179	69 Benett - Fothergill	35.249	27 Rafael Muncharaz	29.686	15	27 Rafael Muncharaz	1:45.093	1:45.646	15
16	69 Benett - Fothergill	40.527	27 Rafael Muncharaz	35.251	69 Benett - Fothergill	29.708	16	69 Benett - Fothergill	1:45.484	1:45.692	16
17	23 Filipe Matias	44.767	23 Filipe Matias	39.511	23 Filipe Matias	32.640	17	23 Filipe Matias	1:56.918	1:57.902	17





Circuito de Madrid Jarama - RACE

Iberian Supercars (CPV)

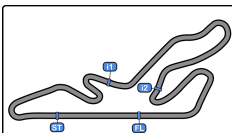
Race - 1

Secuencia Líder



Nº	Team	Driver - 1	Driver - 2	Vehicle	Cat	Start Lap	End Lap	Laps	Total Laps
81	Promotion Motorsport	<u>Nerea Marti</u>	Jose Milagros	BMW M4 GT4	GT4 Pro	1	15	15	15
40	RACE	<u>Borja Hormigos</u>	Héctor Hernández	BMW M4 GT4	GT4 Bronze	16	17	2	2
81	Promotion Motorsport	<u>Nerea Marti</u>	Jose Milagros	BMW M4 GT4	GT4 Pro	18	26	9	24





Circuito de Madrid Jarama - RACE

Iberian Supercars (CPV)

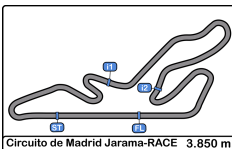
Race - 1

5 Mejores Tiempos



Cl	Nº Team	Driver - 1	Driver - 2	Vehicle	Cat	Cl	Best 1		Best 2		Best 3		Best 4		Best 5	
							Time	Lap	Time	Lap	Time	Lap	Time	Lap	Time	Lap
1	81 Promotion Motorsport	<u>Nerea Marti</u>	Jose Milagros	BMW M4 GT4	GT4 Pro	1	1:38.671	4	1:38.986	3	1:39.118	5	1:39.124	6	1:39.177	2
2	36 NM Racing Team	<u>Guillermo Aso</u>	Filip Vava-Atanackovic	Mercedes AMG GT4	GT4 Pro	2	1:39.308	3	1:39.379	2	1:39.460	4	1:39.504	6	1:39.771	7
3	48 Motor Club Sabadell	<u>Salvador Tineo</u>	Luis Gonzalez	Mercedes AMG GT4	GT4 Pro	3	1:39.626	4	1:39.739	5	1:39.811	2	1:39.851	6	1:39.881	3
4	116 NM Racing Team	<u>Alba Cano</u>	Andy Cantu	Mercedes AMG GT4	GT4 Pro	4	1:39.742	15	1:39.905	17	1:39.951	16	1:39.952	20	1:40.169	23
5	115 NM Racing Team	<u>Alberto de Martin</u>	Nil Montserrat	Mercedes AMG GT4	GT4 Bronz	1	1:40.527	17	1:40.528	16	1:40.790	18	1:40.829	19	1:40.853	4
6	16 Orlando Batina	<u>Sérgio Azevedo</u>	Orlando Batina	BMW M4 GT4	GT4 Pro	5	1:40.992	15	1:41.084	18	1:41.438	4	1:41.469	5	1:41.490	16
7	40 RACE	<u>Borja Hormigos</u>	Héctor Hernández	BMW M4 GT4	GT4 Bronz	1	1:41.039	5	1:41.127	7	1:41.242	2	1:41.330	3	1:41.459	6
8	37 Tockwith Motorsports	<u>Henrique Cruz</u>	Jemma Moore	Ginetta G55	GTX	1	1:41.302	23	1:41.560	25	1:41.844	22	1:41.895	21	1:42.025	20
9	88 NM Racing Team	<u>Keith Gatehouse</u>	Igor Sorokin	Mercedes AMG GT4	GT4 Am	1	1:41.647	4	1:41.790	5	1:41.915	7	1:42.189	3	1:42.435	6
10	11 RX Pro Racing	<u>Pedro Herraiz</u>	Samuel Gomez	Hyundai i30 TCR	TCR	1	1:42.458	4	1:42.806	7	1:42.817	12	1:43.047	8	1:43.076	10
11	25 Steve Kirton	<u>Steve Kirton</u>	Jonathan Elsworth	Ginetta G55	GTX	2	1:42.565	22	1:42.631	21	1:42.929	18	1:42.944	20	1:42.969	19
12	19 Promotion Motorsport	<u>J.M Smörg</u>	Javier Macias	BMW M4 GT4	GT4 Am	2	1:42.571	20	1:42.858	17	1:43.068	16	1:43.208	19	1:43.553	15
13	125 Simon Moore	<u>Tomás Pinto</u>	Simon Moore	Ginetta G50	GTX	3	1:43.030	22	1:44.405	4	1:44.555	19	1:44.659	5	1:44.995	25
14	33 Monteiro's Competição	Rui Miritta		Porsche 911 Cup	Cup	1	1:44.391	4	1:44.799	5	1:44.871	3	1:47.484	6	1:48.594	16
15	27 SMC Motorsport	Rafael Muncharaz		McLaren 570S GT4	GT4 Am	3	1:45.646	4	1:46.284	5	1:46.439	3	1:46.569	2	1:46.823	6
16	69 Marcus Fothergill	<u>Dave Benett</u>	Marcus Fothergill	Porsche 911 Cup	Cup	2	1:45.692	4	1:46.429	3	1:46.695	5	1:47.343	2	1:47.509	19
17	23 Filipe Matias	Filipe Matias		Ginetta G40	TC	1	1:57.902	4	1:57.979	5	1:58.078	3	1:58.179	2	1:58.737	10





Circuito de Madrid Jarama - RACE

Iberian Supercars (CPV)

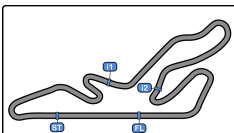
Race - 1

5 Mejores Velocidades



Cl	Nº Team	Driver - 1	Driver - 2	Vehicle	Cat	Cl	Top 1		Top 2		Top 3		Top 4		Top 5		Avg
							Km/h	Lap	Km/h	Lap	Km/h	Lap	Km/h	Lap	Km/h	Lap	
1	81 Promotion Motorsport	<u>Nerea Marti</u>	Jose Milagros	BMW M4 GT4	GT4 Pro	1	243.7	18	242.1	7	242.1	17	241.0	6	241.0	8	242.0
2	16 Orlando Batina	<u>Sérgio Azevedo</u>	Orlando Batina	BMW M4 GT4	GT4 Pro	2	243.2	14	242.1	2	242.1	17	241.6	5	241.0	16	242.0
3	40 RACE	<u>Borja Hormigos</u>	Héctor Hernández	BMW M4 GT4	GT4 Bronz	1	242.1	7	241.0	3	241.0	8	241.0	23	241.0	24	241.2
4	36 NM Racing Team	<u>Guillermo Aso</u>	Filip Vava-Atanackovic	Mercedes AMG GT4	GT4 Pro	3	238.4	7	238.4	15	237.8	5	237.8	19	237.8	21	238.0
5	19 Promotion Motorsport	<u>J.M Smörg</u>	Javier Macias	BMW M4 GT4	GT4 Am	1	237.8	20	236.8	21	236.8	25	236.3	14	236.3	16	236.8
6	116 NM Racing Team	<u>Alba Cano</u>	Andy Cantu	Mercedes AMG GT4	GT4 Pro	4	237.3	25	236.8	21	236.8	24	236.3	23	235.8	20	236.6
7	11 RX Pro Racing	<u>Pedro Herraiz</u>	Samuel Gomez	Hyundai i30 TCR	TCR	1	236.8	11	235.8	10	235.2	5	234.2	2	234.2	8	235.2
8	115 NM Racing Team	<u>Alberto de Martín</u>	Nil Montserrat	Mercedes AMG GT4	GT4 Bronz	1	236.8	6	236.3	23	235.2	2	235.2	19	235.2	20	235.8
9	48 Motor Club Sabadell	<u>Salvador Tineo</u>	Luis Gonzalez	Mercedes AMG GT4	GT4 Pro	5	236.3	5	235.8	6	235.2	7	234.7	18	234.7	22	235.3
10	88 NM Racing Team	<u>Keith Gatehouse</u>	Igor Sorokin	Mercedes AMG GT4	GT4 Am	2	234.7	4	233.7	2	233.7	7	233.2	3	233.2	6	233.7
11	27 SMC Motorsport	Rafael Muncharaz		McLaren 570S GT4	GT4 Am	3	232.2	7	231.2	5	230.2	4	229.7	2	228.8	6	230.4
12	69 Marcus Fothergill	<u>Dave Benett</u>	Marcus Fothergill	Porsche 911 Cup	Cup	1	232.2	4	231.2	6	228.8	2	228.8	7	225.0	19	229.2
13	125 Simon Moore	<u>Tomás Pinto</u>	Simon Moore	Ginetta G50	GTX	1	229.2	22	228.8	6	228.8	10	228.3	7	227.8	3	228.6
14	33 Monteiro's Competição	Rui Miritta		Porsche 911 Cup	Cup	2	227.8	16	227.3	7	219.5	2	215.1	9	211.3	3	220.2
15	37 Tockwith Motorsports	<u>Henrique Cruz</u>	Jemma Moore	Ginetta G55	GTX	2	225.9	24	225.0	2	225.0	23	224.5	3	224.0	26	224.9
16	25 Steve Kirton	<u>Steve Kirton</u>	Jonathan Elsworth	Ginetta G55	GTX	3	223.6	23	222.2	14	222.2	17	222.2	18	222.2	21	222.4
17	23 Filipe Matias	Filipe Matias		Ginetta G40	TC	1	196.0	2	192.1	6	192.1	11	191.8	5	191.8	13	192.8





Circuito de Madrid Jarama-RACE 3.850 m.

Circuito de Madrid Jarama - RACE

Iberian Supercars (CPV)

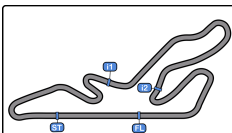
Race - 1

Secuencia Vueltas Rápidas



Lap	Day Time	Session Time	Nº Team	Driver - 1	Driver - 2	Vehicle	Cat	Time	Km/h
2	11:21:52.904	3:23.904	81 Promotion Motorsport	<u>Nerea Marti</u>	Jose Milagros	BMW M4 GT4	GT4 Pro	1:39.177	139.7
3	11:23:31.890	5:02.890	81 Promotion Motorsport	<u>Nerea Marti</u>	Jose Milagros	BMW M4 GT4	GT4 Pro	1:38.986	140.0
4	11:25:10.561	6:41.561	81 Promotion Motorsport	<u>Nerea Marti</u>	Jose Milagros	BMW M4 GT4	GT4 Pro	1:38.671	140.4





Circuito de Madrid Jarama - RACE

Iberian Supercars (CPV)

Race - 1

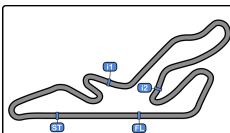
Mejor Máxima Velocidad del Evento

Circuito de Madrid Jarama-RACE 3.850 m.



Nº	Team	Driver - 1	Driver - 2	Vehicle	Cat	Km/h	Session
16	Orlando Batina	Sérgio Azevedo	Orlando Batina	BMW M4 GT4	GT4 Pro	243.7	Free Practice
81	Promotion Motorsport	Nerea Marti	Jose Milagros	BMW M4 GT4	GT4 Pro	243.7	Race - 1
40	RACE	Borja Hormigos	Héctor Hernández	BMW M4 GT4	GT4 Bronz	242.1	Free Practice
27	SMC Motorsport	Rafael Muncharaz		McLaren 570S GT4	GT4 Am	240.0	Free Practice
19	Promotion Motorsport	J.M Smörg	Javier Macias	BMW M4 GT4	GT4 Am	240.0	Qualifying - 2
115	NM Racing Team	Alberto de Martín	Nil Montserrat	Mercedes AMG GT4	GT4 Bronz	238.9	Qualifying - 1
36	NM Racing Team	Guillermo Aso	Filip Vava-Atanackovic	Mercedes AMG GT4	GT4 Pro	238.4	Race - 1
48	Motor Club Sabadell	Salvador Tíneo	Luis Gonzalez	Mercedes AMG GT4	GT4 Pro	237.3	Free Practice
116	NM Racing Team	Alba Cano	Andy Cantu	Mercedes AMG GT4	GT4 Pro	237.3	Race - 1
11	RX Pro Racing	Pedro Herraiz	Samuel Gomez	Hyundai i30 TCR	TCR	236.8	Race - 1
88	NM Racing Team	Keith Gatehouse	Igor Sorokin	Mercedes AMG GT4	GT4 Am	235.2	Qualifying - 2
69	Marcus Fothergill	Dave Benett	Marcus Fothergill	Porsche 911 Cup	Cup	233.7	Qualifying - 1
33	Monteiros Competição	Rui Miritta		Porsche 911 Cup	Cup	231.2	Free Practice
22	JC Group Racing Team	Gabriela Correia		Mercedes AMG GT4	GT4 Bronz	231.2	Free Practice
125	Simon Moore	Tomás Pinto	Simon Moore	Ginetta G50	GTX	229.2	Race - 1
37	Tockwith Motorsports	Henrique Cruz	Jemma Moore	Ginetta G55	GTX	226.8	Qualifying - 1
25	Steve Kirton	Steve Kirton	Jonathan Elsworth	Ginetta G55	GTX	223.6	Race - 1
23	Filipe Matias	Filipe Matias		Ginetta G40	TC	196.0	Race - 1





Circuito de Madrid Jarama - RACE

Iberian Supercars (CPV)

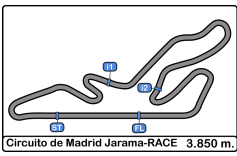
Race - 1

Cuentavueltas



LAP																													
Nr	Po	Grid	1	2	3	4	5	6	7	8	9	10	11	12	13	14	15	16	17	18	19	20	21	22	23	24	25	26	
81	1	81	81	81	81	81	81	81	81	81	81	81	81	81	81	81	81	40	40	81	81	81	81	81	81	81	81	81	
36	2	36	36	36	36	36	36	36	36	48	48	48	48	48	40	40	40	48	48	48	48	48	48	48	48	48	48	116	116
48	3	48	48	48	48	48	48	48	48	36	36	36	36	36	88	88	37	81	81	116	116	116	116	116	116	116	48	48	
115	4	115	40	40	40	40	40	40	40	40	40	40	40	40	11	37	48	116	116	36	36	36	36	36	36	36	36	36	
116	5	116	116	116	116	116	116	116	116	116	116	116	116	116	37	48	116	36	36	16	16	16	16	16	16	16	16	16	
40	6	40	115	115	115	115	115	115	115	16	16	16	16	88	125	116	36	16	16	40	40	40	115	115	115	115	115	115	
16	7	16	16	16	16	16	16	16	16	88	88	88	88	16	48	36	16	115	115	115	115	115	40	40	40	40	40	40	
88	8	88	88	88	88	88	88	88	88	115	115	115	115	11	116	16	115	11	11	11	11	11	11	11	11	11	11	11	
37	9	37	37	37	37	37	37	11	11	11	11	11	11	115	36	115	11	88	88	88	88	88	88	88	88	37	37	37	
11	10	11	11	11	11	11	11	37	37	37	37	37	37	37	16	11	88	37	37	37	37	37	37	37	37	88	88	88	
125	11	125	33	69	69	69	69	27	125	125	125	125	125	125	115	19	19	19	19	19	19	19	19	19	19	19	19		
27	12	27	69	27	27	27	27	125	19	19	19	19	19	19	19	125	125	125	125	125	125	125	25	25	25	25	25		
33	13	33	27	25	125	125	125	69	33	33	33	25	33	33	25	25	25	25	25	25	25	25	25	125	125	125	125	125	
19	14	19	25	125	25	25	19	19	25	25	25	33	25	23	23	33	33	33	33	33	33	33	33	33	33	33	33		
69	15	69	19	19	19	19	25	33	27	23	23	23	23	25	33	23	23	23	23	23	23	23	23	23	23	23	23		
25	16	25	125	33	33	33	33	25	69	69	69	69	69	69	69	69	69	69	69	69	69	69	69	69	69	69	69		
23	17	23	23	23	23	23	23	23	23	23	23	23	23	23	23	23	23	23	23	23	23	23	23	23	23	23	23		

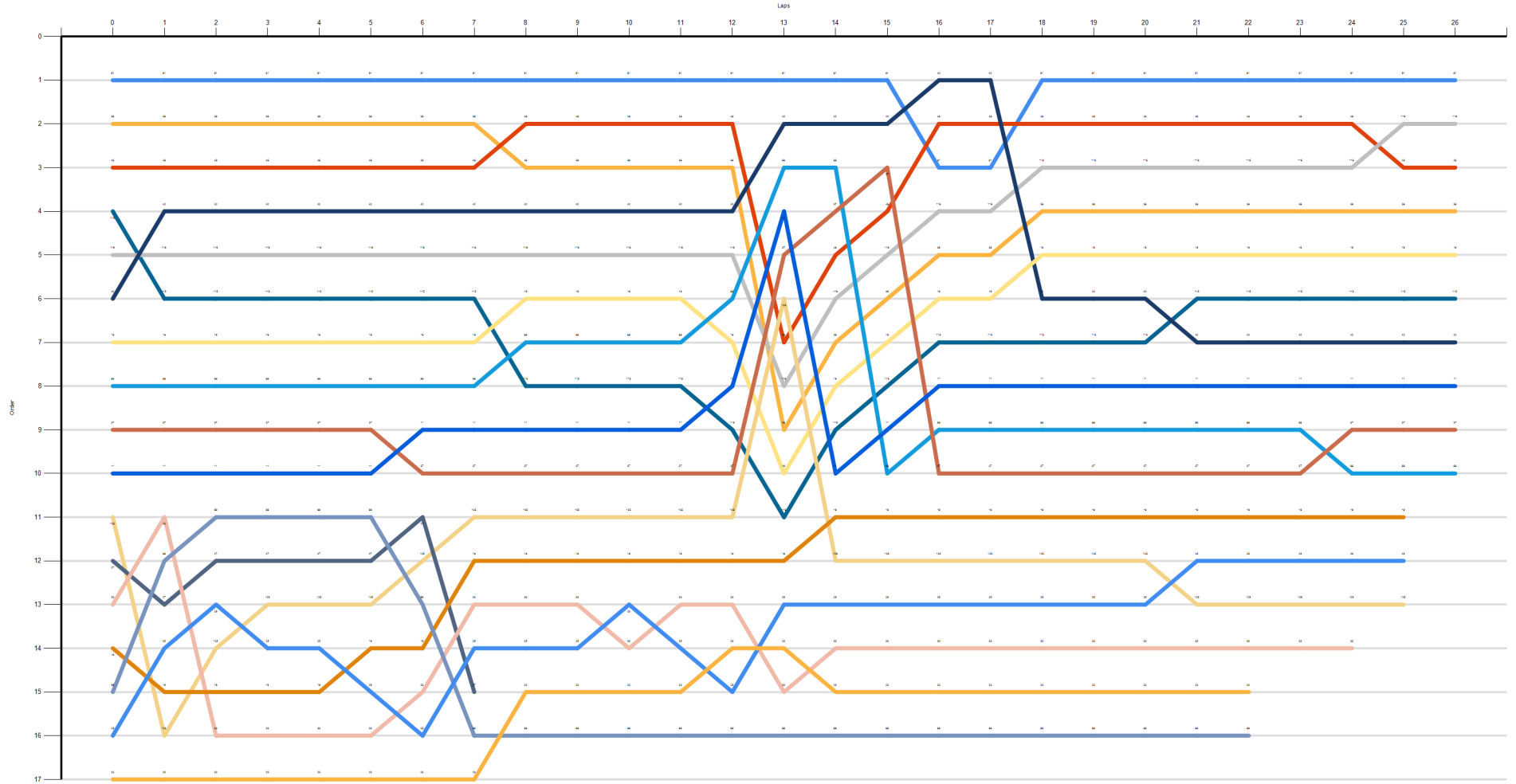


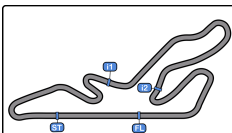


Circuito de Madrid Jarama - RACE
 Iberian Supercars (CPV)
 Race - 1
 Cuentavueltas Gráfico



- 81
- 38
- 116
- 40
- 58
- 11
- 125
- 33
- 59
- 23





Circuito de Madrid Jarama - RACE

Iberian Supercars (CPV)

Race - 1

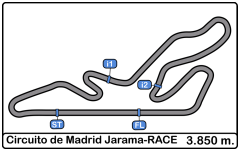
Tiempos Parada en Pit

Circuito de Madrid Jarama-RACE 3.850 m.



Ord	Nr.	In Day Time	Team	Driver - 1	Driver - 2	Vehicle	Cat	In Time	Stop N°	Pit Time	Handicap	Diff.
1	69	11:38:40.319	Marcus Fothergill	Dave Benett	Marcus Fothergill	Porsche 911 Cup	Cup	20:11.724	3	25.287	2:05	-39.713
2	25	11:38:45.217	Steve Kirton	Steve Kirton	Jonathan Elsworth	Ginetta G55	GTX	20:16.622	1	2:10.504	2:00	
3	48	11:38:46.214	Motor Club Sabadell	Salvador Tineo	Luis Gonzalez	Mercedes AMG GT4	GT4 P	20:17.619	1	2:00.744	2:00	
4	36	11:38:56.800	NM Racing Team	Guillermo Aso	Filip Vava-Atanackovic	Mercedes AMG GT4	GT4 P	20:28.205	1	2:11.928	2:10	
5	116	11:39:04.352	NM Racing Team	Alba Cano	Andy Cantu	Mercedes AMG GT4	GT4 P	20:35.757	1	2:00.754	2:00	
6	16	11:39:11.083	Orlando Batina	Sérgio Azevedo	Orlando Batina	BMW M4 GT4	GT4 P	20:42.488	1	2:01.637	2:00	
7	115	11:39:18.602	NM Racing Team	Alberto de Martín	Nil Montserrat	Mercedes AMG GT4	GT4 B	20:50.007	1	2:06.274	2:05	
8	19	11:39:59.673	Promotion Motorsport	J.M Smörg	Javier Macias	BMW M4 GT4	GT4 A	21:31.078	1	2:02.667	2:03	-0.333
9	33	11:40:39.568	Monteiros Competição	Rui Miritta		Porsche 911 Cup	Cup	22:10.973	1	2:36.274	2:10	
10	11	11:41:03.677	RX Pro Racing	Pedro Herraiz	Samuel Gomez	Hyundai i30 TCR	TCR	22:35.082	1	2:05.471	2:00	
11	69	11:41:06.675	Marcus Fothergill	Dave Benett	Marcus Fothergill	Porsche 911 Cup	Cup	22:38.080	4	2:18.160	2:05	
12	125	11:41:45.529	Simon Moore	Tomás Pinto	Simon Moore	Ginetta G50	GTX	23:16.934	1	2:06.034	2:10	-3.966
13	88	11:42:49.165	NM Racing Team	Keith Gatehouse	Igor Sorokin	Mercedes AMG GT4	GT4 A	24:20.570	1	2:07.970	2:05	
14	81	11:43:50.485	Promotion Motorsport	Nerea Marti	Jose Milagros	BMW M4 GT4	GT4 P	25:21.890	1	2:03.825	2:03	
15	23	11:44:49.887	Filipe Matias	Filipe Matias		Ginetta G40	TC	26:21.292	1	2:05.012	2:00	
16	37	11:45:05.553	Tockwith Motorsports	Henrique Cruz	Jemma Moore	Ginetta G55	GTX	26:36.958	1	2:03.449	2:00	
17	40	11:47:40.394	RACE	Borja Hormigos	Héctor Hernández	BMW M4 GT4	GT4 B	29:11.799	1	2:03.962	2:00	
18	125	11:56:10.640	Simon Moore	Tomás Pinto	Simon Moore	Ginetta G50	GTX	37:42.045	2	30.855	2:10	-39.145
19	19	11:57:34.347	Promotion Motorsport	J.M Smörg	Javier Macias	BMW M4 GT4	GT4 A	39:05.752	2	27.572	2:03	-35.428
20	125	12:01:50.426	Simon Moore	Tomás Pinto	Simon Moore	Ginetta G50	GTX	43:21.831	3	30.697	2:10	-39.303

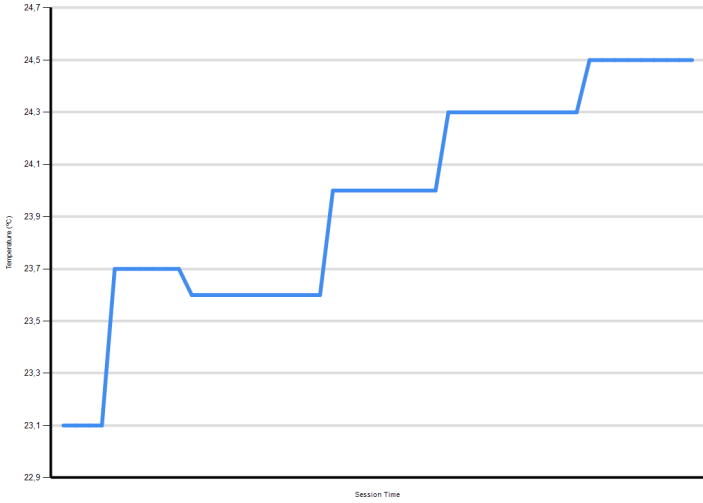




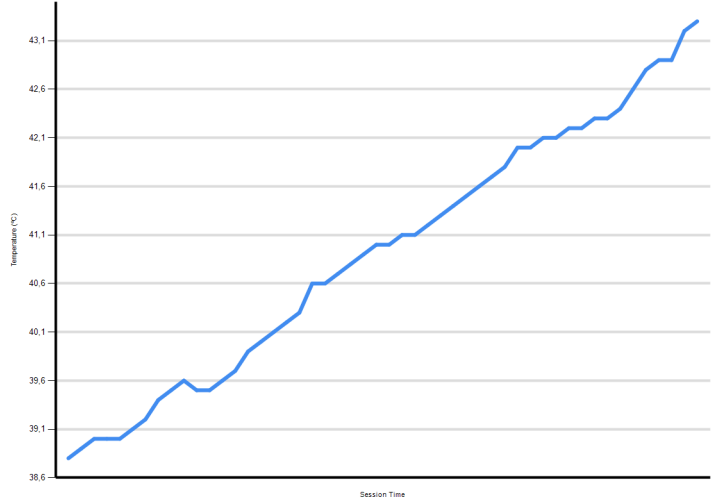
Circuito de Madrid Jarama - RACE Iberian Supercars (CPV) Race - 1 Informe Meteorológico



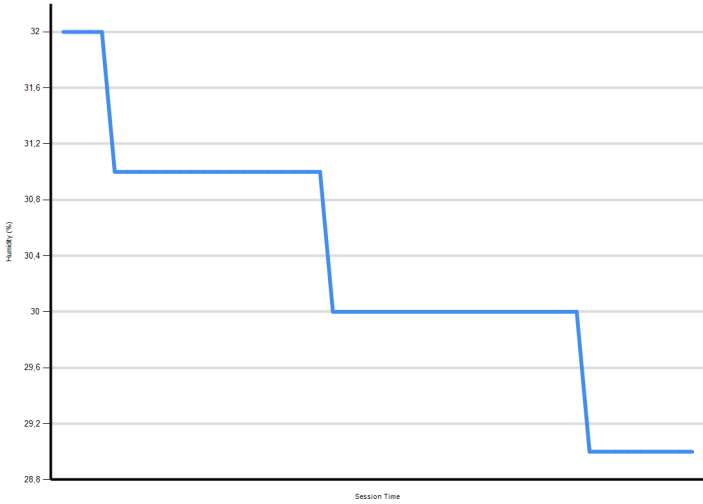
Air Temperature



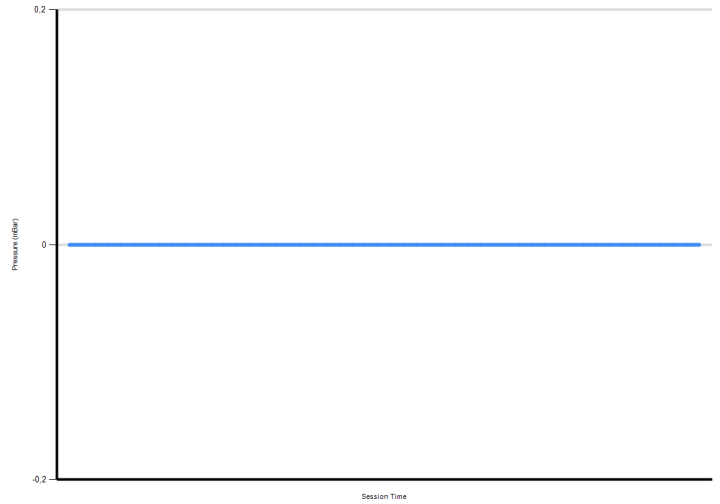
Track Temperature




Humidity



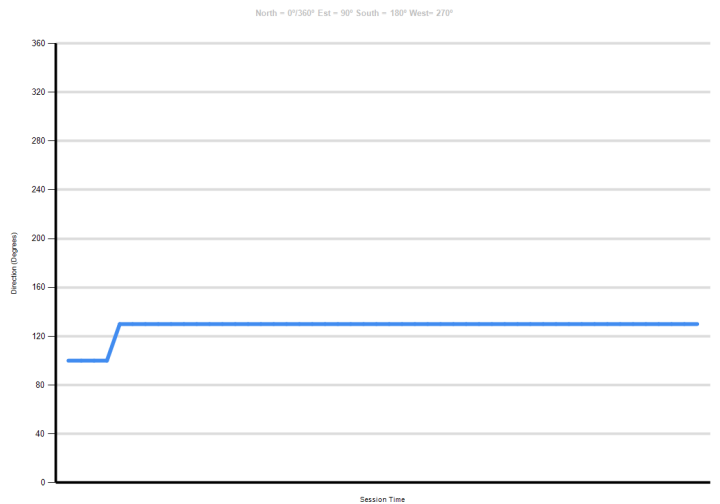
Pressure

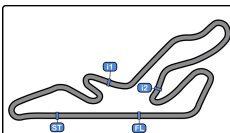


Wind Speed



Wind direction





Circuito de Madrid Jarama - RACE

Iberian Supercars (CPV)

Race - 1

Resultados Finales



Cls	Nº	Team	Driver - 1	Driver - 2	Vehicle	Cat	Cl	Laps	Total Time	Gap	Interval	Km/h	Best	Time	Km/h
1	116	NM Racing Team	<u>Alba Cano</u>	Andy Cantu	Mercedes AMG GT4	GT4 Pro	1	26	45:58.308			130.6	15	1:39.742	138.9
2	48	Motor Club Sabadell	<u>Salvador Tineo</u>	Luis Gonzalez	Mercedes AMG GT4	GT4 Pro	2	26	46:01.552	3.244	3.244	130.4	4	1:39.626	139.1
3	36	NM Racing Team	<u>Guillermo Aso</u>	Filip Vava-Atanackovic	Mercedes AMG GT4	GT4 Pro	3	26	46:08.753	10.445	7.201	130.1	3	1:39.308	139.5
4	81 *	Promotion Motorsport	<u>Nerea Marti</u>	Jose Milagros	BMW M4 GT4	GT4 Pro	4	26	46:29.279	30.971	20.526	129.1	4	1:38.671	140.4
5	16	Orlando Batina	<u>Sérgio Azevedo</u>	Orlando Batina	BMW M4 GT4	GT4 Pro	5	26	46:33.082	34.774	3.803	129.0	15	1:40.992	137.2
6	115	NM Racing Team	<u>Alberto de Martín</u>	Nil Montserrat	Mercedes AMG GT4	GT4 Bronz	1	26	46:37.147	38.839	4.065	128.8	17	1:40.527	137.8
7	40	RACE	<u>Borja Hormigos</u>	Héctor Hernández	BMW M4 GT4	GT4 Bronz	1	26	46:50.232	51.924	13.085	128.2	5	1:41.039	137.1
8	11	RX Pro Racing	<u>Pedro Herraiz</u>	Samuel Gomez	Hyundai i30 TCR	TCR	1	26	47:22.103	1:23.795	31.871	126.7	4	1:42.458	135.2
9	37	Tockwith Motorsports	<u>Henrique Cruz</u>	Jemma Moore	Ginetta G55	GTX	1	26	47:35.349	1:37.041	13.246	126.2	23	1:41.302	136.8
10	88	NM Racing Team	<u>Keith Gatehouse</u>	Igor Sorokin	Mercedes AMG GT4	GT4 Am	1	26	47:43.292	1:44.984	7.943	125.8	4	1:41.647	136.3
11	19	Promotion Motorsport	<u>J.M Smörg</u>	Javier Macias	BMW M4 GT4	GT4 Am	2	25	46:29.944	1 Vta.	1 Vta.	124.1	20	1:42.571	135.1
12	25	Steve Kirton	<u>Steve Kirton</u>	Jonathan Elsworth	Ginetta G55	GTX	2	25	46:41.856	1 Vta.	11.912	123.6	22	1:42.565	135.1
13	125	Simon Moore	<u>Tomás Pinto</u>	Simon Moore	Ginetta G50	GTX	3	25	47:17.798	1 Vta.	35.942	122.1	22	1:43.030	134.5
14	33	Monteiros Competição	Rui Miritta		Porsche 911 Cup	Cup	1	24	47:04.944	2 Vtas.	1 Vta.	117.7	4	1:44.391	132.7
15	23	Filipe Matias	Filipe Matias		Ginetta G40	TC	1	22	46:34.839	4 Vtas.	2 Vtas.	109.1	4	1:57.902	117.5
16	69	Marcus Fothergill	<u>Dave Benett</u>	Marcus Fothergill	Porsche 911 Cup	Cup	2	22	46:36.442	4 Vtas.	1.603	109.0	4	1:45.692	131.1

Not classified: (Requirements: 75% of number laps of leader = 20 Laps)

27	SMC Motorsport	Rafael Muncharaz			McLaren 570S GT4	GT4 Am	3	7	12:56.172	19 Vtas.	15 Vtas.	124.9	4	1:45.646	131.1
----	----------------	------------------	--	--	------------------	--------	---	---	------------------	----------	----------	-------	---	----------	-------

Vta. Rápida Marti - Milagros en 1:38.671 a 140.4 Km/h en la vta. 4

* PENALTIES

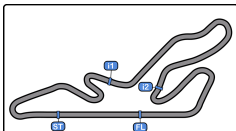
Number #81- 34" seconds penalty due Art. 2 e) of Chapter IV of Appendix L to the International Sporting code

Published at:.....

Track Temp: **43.3 °C** Air Temp: **24.5 °C** Humidity: **29 %** Track Status: **SECA**

Stewards:	Mário MANSO	Jerónimo CUERVA	David VICENTE	Timekeeper:	Maria.Jesús GAMAZO
	CD-PT24/0047	CD-0819-ESP/M	CD-0680-ESP/M		JOB-0499-ESP/M





Circuito de Madrid Jarama - RACE

Iberian Supercars (CPV)

Race - 2

Parrilla de Salida

Circuito de Madrid Jarama-RACE 3.850 m.



15	23	Filipe Matias	1:56.601
----	----	---------------	----------

.8.

13	25	Jonathan Elsworth	1:43.130
----	----	-------------------	----------

1:43.524	Rui Miritta	33	14
----------	-------------	----	----

.7.

11	27	Rafael Muncharaz	1:42.510
----	----	------------------	----------

1:42.701	Simon Moore	125	12
----------	-------------	-----	----

.6.

9	69	Marcus Fothergill	1:41.822
---	----	-------------------	----------

1:41.847	Samuel Gomez	11	10
----------	--------------	----	----

.5.

7	37	Jemma Moore	1:41.304
---	----	-------------	----------

1:41.432	Héctor Hernández	40	8
----------	------------------	----	---

.4.

5	88	Igor Sorokin	1:40.785
---	----	--------------	----------

1:41.287	Javier Macias	19	6
----------	---------------	----	---

.3.

3	16	Orlando Batina	1:38.510
---	----	----------------	----------

1:38.937	Luis Gonzalez	48	4
----------	---------------	----	---

.2.

1	36	Filip Vava-Atanackovic	1:37.778
---	----	------------------------	----------

1:38.064	Nil Montserrat	115	2
----------	----------------	-----	---

.1.



Pole

Published at:.....

Stewards:

Mário MANSO

Jerónimo CUERVA


David VICENTE

CD-PT24/0047

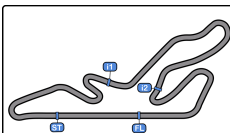
CD-0819-ESP/M

CD-0680-ESP/M

Timekeeper:


 Maria Jesús GAMAZO
 JÓB-0499-ESP/M





Circuito de Madrid Jarama - RACE

Iberian Supercars (CPV)

Race - 2

Resultados Provisionales

Circuito de Madrid Jarama-RACE 3.850 m.



Cls	Nº	Team	Driver - 1	Driver - 2	Vehicle	Cat	Cl	Laps	Total Time	Gap	Interval	Km/h	Best	Time	Km/h
1	36	NM Racing Team	Guillermo Aso	<u>Filip Vava-Atanackovic</u>	Mercedes AMG GT4	GT4 Pro	1	23	45:05.771			117.8	2	1:39.308	139.5
2	48	Motor Club Sabadell	Salvador Tineo	<u>Luis Gonzalez</u>	Mercedes AMG GT4	GT4 Pro	2	23	45:06.797	1.026	1.026	117.7	3	1:40.532	137.8
3	40	RACE	Borja Hormigos	<u>Héctor Hernández</u>	BMW M4 GT4	GT4 Bronz	1	23	45:30.930	25.159	24.133	116.7	5	1:42.615	135.0
4	115	NM Racing Team	Alberto de Martín	<u>Nil Montserrat</u>	Mercedes AMG GT4	GT4 Bronz	1	23	45:32.906	27.135	1.976	116.6	8	1:40.343	138.1
5	88	NM Racing Team	Keith Gatehouse	<u>Igor Sorokin</u>	Mercedes AMG GT4	GT4 Am	1	23	45:42.553	36.782	9.647	116.2	8	1:42.763	134.8
6	37	Tockwith Motorsports	Henrique Cruz	<u>Jemma Moore</u>	Ginetta G55	GTX	1	23	45:48.875	43.104	6.322	115.9	5	1:42.326	135.4
7	19	Promotion Motorsport	J.M Smörg	<u>Javier Macias</u>	BMW M4 GT4	GT4 Am	2	23	46:17.230	1:11.459	28.355	114.7	13	1:41.970	135.9
8	16	Orlando Batina	Sérgio Azevedo	<u>Orlando Batina</u>	BMW M4 GT4	GT4 Pro	3	23	46:25.119	1:19.348	7.889	114.4	3	1:40.627	137.7
9	27	SMC Motorsport	Rafael Muncharaz		McLaren 570S GT4	GT4 Am	3	22	45:28.432	1 Vta.	1 Vta.	111.7	5	1:45.361	131.5
10	33	Monteiros Competição	Rui Miritta		Porsche 911 Cup	Cup	1	22	45:40.459	1 Vta.	12.027	111.2	22	1:44.830	132.2
11	69	Marcus Fothergill	Dave Benett	<u>Marcus Fothergill</u>	Porsche 911 Cup	Cup	2	22	45:56.407	1 Vta.	15.948	110.6	12	1:45.646	131.1
12	11	RX Pro Racing	Pedro Herraiz	<u>Samuel Gomez</u>	Hyundai i30 TCR	TCR	1	22	45:58.062	1 Vta.	1.655	110.5	4	1:43.001	134.5
13	23	Filipe Matias	Filipe Matias		Ginetta G40	TC	1	20	46:32.642	3 Vtas.	2 Vtas.	99.2	4	1:59.183	116.2
Not classified: (Requirements: 75% of number laps of leader = 18 Laps)															
	125	Simon Moore	Tomás Pinto	<u>Simon Moore</u>	Ginetta G50	GTX	2	12	21:18.333	11 Vtas.	8 Vtas.	130.1	7	1:43.435	133.9
	25	Steve Kirton	Steve Kirton	<u>Jonathan Elsworth</u>	Ginetta G55	GTX	3	8	14:06.886	15 Vtas.	4 Vtas.	130.9	5	1:43.080	134.4

Vta. Rápida Aso - Vava-Atanackovic en 1:39.308 a 139.5 Km/h en la vta. 2

Published at:.....

Track Temp: 40.0 °C Air Temp: 29.1 °C Humidity: 22 % Track Status: SECA

Race Director:

Ramiro BRITO

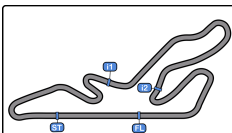
DCI PT24/0086

Timekeeper:

Maria.Jesús GAMAZO

JOB-0499-ESP/M





Circuito de Madrid Jarama - RACE
Iberian Supercars (CPV)
Race - 2
Resultados Provisionales por Categoría



Circuito de Madrid Jarama-RACE 3.850 m.

GT4 Pro															
Cls	Nº	Team	Driver - 1	Driver - 2	Vehicle	Cat	Cl	Laps	Total Time	Gap	Interval	Km/h	Best	Time	Km/h
1	36	NM Racing Team	Guillermo Aso	<u>Filip Vava-Atanackovic</u>	Mercedes AMG GT4	GT4 Pro	1	23	45:05.771			117.8	2	1:39.308	139.5
2	48	Motor Club Sabadell	Salvador Tineo	<u>Luis Gonzalez</u>	Mercedes AMG GT4	GT4 Pro	2	23	45:06.797	1.026	1:026	117.7	3	1:40.532	137.8
3	16	Orlando Batina	Sérgio Azevedo	<u>Orlando Batina</u>	BMW M4 GT4	GT4 Pro	3	23	46:25.119	1:19.348	1:18.322	114.4	3	1:40.627	137.7
GT4 Bronze															
Cls	Nº	Team	Driver - 1	Driver - 2	Vehicle	Cat	Cl	Laps	Total Time	Gap	Interval	Km/h	Best	Time	Km/h
1	40	RACE	Borja Hormigos	<u>Héctor Hernández</u>	BMW M4 GT4	GT4 Bronz	1	23	45:30.930			116.7	5	1:42.615	135.0
GT4 Bronze															
Cls	Nº	Team	Driver - 1	Driver - 2	Vehicle	Cat	Cl	Laps	Total Time	Gap	Interval	Km/h	Best	Time	Km/h
1	115	NM Racing Team	Alberto de Martín	<u>Nil Montserrat</u>	Mercedes AMG GT4	GT4 Bronz	1	23	45:32.906			116.6	8	1:40.343	138.1
GT4 Am															
Cls	Nº	Team	Driver - 1	Driver - 2	Vehicle	Cat	Cl	Laps	Total Time	Gap	Interval	Km/h	Best	Time	Km/h
1	88	NM Racing Team	Keith Gatehouse	<u>Igor Sorokin</u>	Mercedes AMG GT4	GT4 Am	1	23	45:42.553			116.2	8	1:42.763	134.8
2	19	Promotion Motorsport	J.M Smörg	<u>Javier Macias</u>	BMW M4 GT4	GT4 Am	2	23	46:17.230	34.677	34.677	114.7	13	1:41.970	135.9
3	27	SMC Motorsport	Rafael Muncharaz		McLaren 570S GT4	GT4 Am	3	22	45:28.432	1 Vta.	1 Vta.	111.7	5	1:45.361	131.5
GTX															
Cls	Nº	Team	Driver - 1	Driver - 2	Vehicle	Cat	Cl	Laps	Total Time	Gap	Interval	Km/h	Best	Time	Km/h
1	37	Tockwith Motorsports	Henrique Cruz	<u>Jemma Moore</u>	Ginetta G55	GTX	1	23	45:48.875			115.9	5	1:42.326	135.4
Not classified: (Requirements: 75% of number laps of leader = 18 Laps)															
	125	Simon Moore	Tomás Pinto	<u>Simon Moore</u>	Ginetta G50	GTX	2	12	21:18.333	11 Vtas.	11 Vtas.	130.1	7	1:43.435	133.9
	25	Steve Kirton	Steve Kirton	<u>Jonathan Elsworth</u>	Ginetta G55	GTX	3	8	14:06.886	15 Vtas.	4 Vtas.	130.9	5	1:43.080	134.4
Cup															
Cls	Nº	Team	Driver - 1	Driver - 2	Vehicle	Cat	Cl	Laps	Total Time	Gap	Interval	Km/h	Best	Time	Km/h
1	33	Monteiros Competição	Rui Miritta		Porsche 911 Cup	Cup	1	22	45:40.459			111.2	22	1:44.830	132.2
2	69	Marcus Fothergill	Dave Bennett	<u>Marcus Fothergill</u>	Porsche 911 Cup	Cup	2	22	45:56.407	15.948	15.948	110.6	12	1:45.646	131.1
TCR															
Cls	Nº	Team	Driver - 1	Driver - 2	Vehicle	Cat	Cl	Laps	Total Time	Gap	Interval	Km/h	Best	Time	Km/h
1	11	RX Pro Racing	Pedro Herraiz	<u>Samuel Gomez</u>	Hyundai i30 TCR	TCR	1	22	45:58.062			110.5	4	1:43.001	134.5

Published at:.....

Track Temp: 40.0 °C Air Temp: 29.1 °C Humidity: 22 % Track Status: SECA

Race Director:

Ramiro BRITO

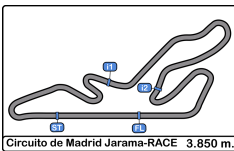
DCI PT24/0086

Timekeeper:

Maria.Jesús GAMAZO

JOB-0499-ESP/M





Circuito de Madrid Jarama - RACE
 Iberian Supercars (CPV)
 Race - 2
Resultados Provisionales por Categoría



TC															
Cls	Nº	Team	Driver - 1	Driver - 2	Vehicle	Cat	Cl	Laps	Total Time	Gap	Interval	Km/h	Best	Time	Km/h
1	23	Filipe Matias	Filipe Matias		Ginetta G40	TC	1	20	46:32.642			99.2	4	1:59.183	116.2

Vta. Rápida Aso - Vava-Atanackovic en 1:39.308 a 139.5 Km/h en la vta. 2

Published at:.....

Track Temp: 40.0 °C Air Temp: 29.1 °C Humidity: 22 % Track Status: SECA

Race Director:

Ramiro BRITO

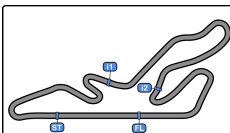
DCI PT24/0086

Timekeeper:

Maria.Jesús GAMAZO

JOB-0499-ESP/M





Circuito de Madrid Jarama - RACE

Iberian Supercars (CPV)

Race - 2

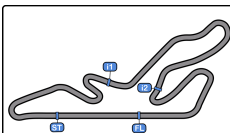
Clasificación Provisional por Vuelta Rápida de Piloto



Circuito de Madrid Jarama-RACE 3.850 m.

Clas	Nº	Team	Vehicle	Driver	Cat	Clas	Laps	Best	Time	Gap	Interval	Km/h
1	36	NM Racina Team	Mercedes AMG GT4	Filio Vava-Atanackovic	GT4 Pro	1	16	2	1:39.308			139.5
2	115	NM Racina Team	Mercedes AMG GT4	Nil Montserrat	GT4 Bronz	1	16	8	1:40.343	1.035	1.035	138.1
3	48	Motor Club Sabadell	Mercedes AMG GT4	Luis Gonzalez	GT4 Pro	2	23	3	1:40.532	1.224	0.189	137.8
4	16	Orlando Batina	BMW M4 GT4	Orlando Batina	GT4 Pro	3	15	3	1:40.627	1.319	0.095	137.7
5	36	NM Racina Team	Mercedes AMG GT4	Guillermo Aso	GT4 Pro	4	7	7	1:41.130	1.822	0.503	137.0
6	19	Promotion Motorsport	BMW M4 GT4	Javier Macias	GT4 Am	1	15	13	1:41.970	2.662	0.840	135.9
7	37	Tockwith Motorsports	Ginetta G55	Jemma Moore	GTX	1	14	5	1:42.326	3.018	0.356	135.4
8	40	RACE	BMW M4 GT4	Héctor Hernández	GT4 Bronz	1	12	5	1:42.615	3.307	0.289	135.0
9	88	NM Racina Team	Mercedes AMG GT4	Iaor Sorokin	GT4 Am	2	15	8	1:42.763	3.455	0.148	134.8
10	11	RX Pro Racina	Hyundai i30 TCR	Samuel Gomez	TCR	1	15	4	1:43.001	3.693	0.238	134.5
11	25	Steve Kirton	Ginetta G55	Jonathan Elsworth	GTX	2	8	5	1:43.080	3.772	0.079	134.4
12	125	Simon Moore	Ginetta G50	Simon Moore	GTX	3	12	7	1:43.435	4.127	0.355	133.9
13	40	RACE	BMW M4 GT4	Boria Hormiaos	GT4 Bronz	2	11	11	1:44.750	5.442	1.315	132.3
14	33	Monteiros Competição	Porsche 911 Cup	Rui Miritta	Cup	1	22	22	1:44.830	5.522	0.080	132.2
15	115	NM Racina Team	Mercedes AMG GT4	Alberto de Martín	GT4 Bronz	2	7	7	1:45.289	5.981	0.459	131.6
16	27	SMC Motorsport	McLaren 570S GT4	Rafael Muncharaz	GT4 Am	3	22	5	1:45.361	6.053	0.072	131.5
17	88	NM Racina Team	Mercedes AMG GT4	Keith Gatehouse	GT4 Am	4	8	8	1:45.496	6.188	0.135	131.3
18	69	Marcus Fotheraill	Porsche 911 Cup	Marcus Fotheraill	Cup	2	15	12	1:45.646	6.338	0.150	131.1
19	37	Tockwith Motorsports	Ginetta G55	Henrique Cruz	GTX	4	9	9	1:46.083	6.775	0.437	130.6
20	11	RX Pro Racina	Hyundai i30 TCR	Pedro Herraiz	TCR	2	7	7	1:46.950	7.642	0.867	129.5
21	19	Promotion Motorsport	BMW M4 GT4	J.M Smöra	GT4 Am	5	8	8	1:48.294	8.986	1.344	127.9
22	16	Orlando Batina	BMW M4 GT4	Sérgio Azevedo	GT4 Pro	5	8	5	1:48.616	9.308	0.322	127.6
23	69	Marcus Fotheraill	Porsche 911 Cup	Dave Benett	Cup	3	7	5	1:52.482	13.174	3.866	123.2
24	23	Filipe Matias	Ginetta G40	Filipe Matias	TC	1	20	4	1:59.183	19.875	6.701	116.2





Circuito de Madrid Jarama - RACE

Iberian Supercars (CPV)

Race - 2

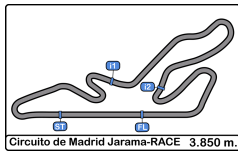
Distancia y Velocidad Media

Circuito de Madrid Jarama-RACE 3.850 m.



Cls	Nº	Team	Driver - 1	Driver - 2	Vehicle	Cat	Cls	Laps	Distancia	Total Time	Km/h
1	36	NM Racing Team	Guillermo Aso	<u>Filip Vava-Atanackovic</u>	Mercedes AMG GT4	GT4 Pro	1	23	88.55	45:05.771	117.8
2	48	Motor Club Sabadell	Salvador Tineo	<u>Luis Gonzalez</u>	Mercedes AMG GT4	GT4 Pro	2	23	88.55	45:06.797	117.7
3	40	RACE	Borja Hormigos	<u>Héctor Hernández</u>	BMW M4 GT4	GT4 Bronze	1	23	88.55	45:30.930	116.7
4	115	NM Racing Team	Alberto de Martín	<u>Nil Montserrat</u>	Mercedes AMG GT4	GT4 Bronze	1	23	88.55	45:32.906	116.6
5	88	NM Racing Team	Keith Gatehouse	<u>Igor Sorokin</u>	Mercedes AMG GT4	GT4 Am	1	23	88.55	45:42.553	116.2
6	37	Tockwith Motorsports	Henrique Cruz	<u>Jemma Moore</u>	Ginetta G55	GTX	1	23	88.55	45:48.875	115.9
7	19	Promotion Motorsport	J.M Smörg	<u>Javier Macias</u>	BMW M4 GT4	GT4 Am	2	23	88.55	46:17.230	114.7
8	16	Orlando Batina	Sérgio Azevedo	<u>Orlando Batina</u>	BMW M4 GT4	GT4 Pro	3	23	88.55	46:25.119	114.4
9	27	SMC Motorsport	Rafael Muncharaz		McLaren 570S GT4	GT4 Am	3	22	84.70	45:28.432	111.7
10	33	Monteiros Competição	Rui Miritta		Porsche 911 Cup	Cup	1	22	84.70	45:40.459	111.2
11	69	Marcus Fothergill	Dave Benett	<u>Marcus Fothergill</u>	Porsche 911 Cup	Cup	2	22	84.70	45:56.407	110.6
12	11	RX Pro Racing	Pedro Herraiz	<u>Samuel Gomez</u>	Hyundai i30 TCR	TCR	1	22	84.70	45:58.062	110.5
13	23	Filipe Matias	Filipe Matias		Ginetta G40	TC	1	20	77.00	46:32.642	99.2
Not classified: (Requirements: 75% of number laps of leader = 18 Laps)											
	125	Simon Moore	Tomás Pinto	<u>Simon Moore</u>	Ginetta G50	GTX	2	12	46.20	21:18.333	130.1
	25	Steve Kirton	Steve Kirton	<u>Jonathan Elsworth</u>	Ginetta G55	GTX	3	8	30.80	14:06.886	130.9





Circuito de Madrid Jarama - RACE

Iberian Supercars (CPV)

Race - 2

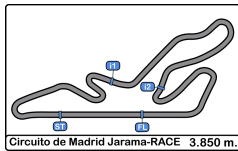
Tiempos Por Vuelta



11 Pedro Herraiz Hyundai i30 TCR							19 J.M Smörg BMW M4 GT4								
TCR Samuel Gomez			RX Pro Racing				GT4 Am			Javier Macias Promotion Motorsport					
Lap	D	Time	Sector 1	Sector 2	Sector 3	T. Spd	Elapsed	Lap	D	Time	Sector 1	Sector 2	Sector 3	T. Spd	Elapsed
1	2	1:54.945	49.261	35.639	30.045	190.8	1:54.945	1	2	1:55.760	50.561	35.596	29.603	179.4	1:55.760
2	2	1:48.375	41.957	36.442	29.976	219.9	3:43.320	2	2	1:48.173	41.417	36.412	30.344	207.2	3:43.933
3	2	1:44.056	40.302	34.566	29.188	224.0	5:27.376	3	2	1:46.760	41.186	35.758	29.816	217.3	5:30.693
4	2	1:43.001	39.587	34.072	29.342	225.9	7:10.377	4	2	1:42.330	39.769	34.026	28.535	234.7	7:13.023
5	2	1:43.192	39.770	34.344	29.078	225.9	8:53.569	5	2	1:42.141	39.307	33.882	28.952	239.4	8:55.164
6	2	1:45.605	42.151	34.204	29.250	233.7	10:39.174	6	2	1:44.402	40.752	34.456	29.194	226.8	10:39.566
7	2	1:43.673	40.324	34.526	28.823	225.4	12:22.847	7	2	1:43.809	40.151	34.757	28.901	223.6	12:23.375
8	2	1:52.138	48.660	34.281	29.197	231.7	14:14.985	8	2	1:43.794	40.007	34.503	29.284	225.9	14:07.169
9	2	1:43.891	40.303	34.080	29.508	228.3	15:58.876	9	2	1:42.748	40.267	33.620	28.861	239.4	15:49.917
10	2	1:45.371	41.262	34.480	29.629	229.7	17:44.247	10	2	1:42.384	39.920	33.575	28.889	236.8	17:32.301
11	2	1:44.496	40.644	34.404	29.448	225.9	19:28.743	11	2	1:42.315	39.503	33.926	28.886	237.8	19:14.616
12	2	1:43.902	40.400	34.057	29.445	229.7	21:12.645	12	2	1:42.169	39.656	33.648	28.865	238.9	20:56.785
13	2	1:44.098	40.393	34.275	29.430	228.3	22:56.743	13	2	1:41.970	39.609	33.582	28.779	236.8	22:38.755
14	2	1:44.154	40.534	34.227	29.393	229.7	24:40.897	14	2	1:42.306	39.571	33.918	28.817	238.4	24:21.061
15	2	1:50.237 P	40.459	34.675	35.103	229.7	26:31.134	15	2	1:48.033 P	39.659	34.153	34.221	237.8	26:09.094
16	1	4:37.249	3:19.985	39.538	37.726	108.4	31:08.383	16	1	3:44.743	2:39.101	35.834	29.808	105.1	29:53.837
17	1	3:37.877	1:11.208	1:22.150	1:04.519	163.8	34:46.260	17	1	1:56.818	43.108	42.132	31.578	229.7	31:50.655
18	1	3:33.943	1:35.574	1:07.644	50.725	64.7	38:20.203	18	1	3:01.971	44.354	1:14.540	1:03.077	175.6	34:52.626
19	1	1:49.892	43.180	36.542	30.170	201.1	40:10.095	19	1	3:30.706	1:35.068	1:06.735	48.903	65.3	38:23.332
20	1	2:11.170	41.538	36.496	53.136	214.2	42:21.265	20	1	1:55.923	45.298	38.683	31.942	191.4	40:19.255
21	1	1:49.847	41.904	37.355	30.588	212.5	44:11.112	21	1	1:57.920 P	42.445	38.045	37.430	206.8	42:17.175
22	1	1:46.950	41.180	35.726	30.044	225.9	45:58.062	22	1	2:11.761	1:04.767	36.159	30.835	111.6	44:28.936

16 Sérgio Azevedo BMW M4 GT4							23 Filipe Matias Ginetta G40								
GT4 Pro Orlando Batina			Orlando Batina				TC			Filipe Matias					
Lap	D	Time	Sector 1	Sector 2	Sector 3	T. Spd	Elapsed	Lap	D	Time	Sector 1	Sector 2	Sector 3	T. Spd	Elapsed
1	2	1:47.979	45.469	33.693	28.817	199.6	1:47.979	1	2	2:08.293	52.976	40.896	34.421	165.6	2:08.293
2	2	1:40.671	38.848	33.260	28.563	238.4	3:28.650	2	2	2:00.705	46.001	41.021	33.683	184.3	4:08.998
3	2	1:40.627	38.912	33.082	28.633	237.3	5:09.277	3	2	1:59.773	45.876	40.340	33.557	186.5	6:08.771
4	2	1:41.135	39.081	33.290	28.764	237.3	6:50.412	4	2	1:59.183	45.399	40.226	33.558	187.1	8:07.954
5	2	1:41.127	39.011	33.117	28.999	236.8	8:31.539	5	2	1:59.742	45.885	40.320	33.537	185.8	10:07.696
6	2	1:41.557	39.136	33.240	29.181	236.3	10:13.096	6	2	2:06.096	49.293	40.919	35.884	181.2	12:13.792
7	2	1:44.613	40.919	34.449	29.245	235.8	11:57.709	7	2	2:01.575	46.013	42.132	33.430	185.8	14:15.367
8	2	1:41.870	39.342	33.349	29.179	237.3	13:39.579	8	2	2:02.082	46.409	41.288	34.385	191.4	16:17.449
9	2	1:42.473	39.470	33.583	29.420	237.8	15:22.052	9	2	2:01.101	46.239	40.915	33.947	181.2	18:18.550
10	2	1:42.757	39.992	33.590	29.175	235.8	17:04.809	10	2	2:02.527	46.419	40.837	35.271	181.5	20:21.077
11	2	1:42.311	39.583	33.330	29.398	236.3	18:47.120	11	2	2:02.226	46.000	42.283	33.943	184.9	22:23.303
12	2	1:42.614	39.732	33.543	29.339	234.7	20:29.734	12	2	2:11.188 P	47.328	40.857	43.003	170.6	24:34.491
13	2	1:43.068	40.007	33.729	29.332	236.3	22:12.802	13	2	4:10.029	2:52.995	42.175	34.859	87.7	28:44.520
14	2	1:42.925	39.740	33.915	29.270	235.8	23:55.727	14	2	2:07.784	47.164	45.260	35.360	174.1	30:52.304
15	2	1:49.219 P	39.931	34.442	34.846	236.8	25:44.946	15	2	3:51.480	1:24.710	1:22.108	1:04.662	124.5	34:43.784
16	1	3:45.397	2:39.234	35.941	30.222	117.2	29:30.343	16	1	3:35.747	1:36.269	1:07.218	52.260	63.0	38:19.531
17	1	1:49.319	40.542	37.998	30.779	234.2	31:19.662	17	1	2:08.194	52.262	41.319	34.613	146.7	40:27.725
18	1	3:30.820	1:04.460	1:22.569	1:03.791	198.1	34:50.482	18	1	2:01.437	46.684	41.091	33.662	166.9	42:29.162
19	1	3:31.934	1:35.456	1:06.653	49.825	66.8	38:22.416	19	1	2:01.978	46.284	40.969	34.725	176.4	44:31.140
20	1	1:48.616	41.708	36.897	30.011	220.4	40:11.032	20	1	2:01.502	46.303	40.696	34.503	186.2	46:32.642
21	1	1:56.417	41.140	36.312	38.965	218.1	42:07.449								
22	1	2:10.175	49.056	45.725	35.394	163.1	44:17.624								
23	1	2:07.495	48.505	43.887	35.103	167.7	46:25.119								





Circuito de Madrid Jarama - RACE

Iberian Supercars (CPV)

Race - 2

Tiempos Por Vuelta



25 Steve Kirton Ginetta G55 33 Rui Miritta Porsche 911 Cup

GTX Jonathan Elsworth							Cup Steve Kirton						Monteiros Competição		
Lap	D	Time	Sector 1	Sector 2	Sector 3	T. Spd	Elapsed	Lap	D	Time	Sector 1	Sector 2	Sector 3	T. Spd	Elapsed
1	2	1:54.920	48.853	35.656	30.411	191.8	1:54.920	1	1	1:58.920	50.733	37.272	30.915	179.4	1:58.920
2	2	1:48.417	41.016	37.133	30.268	213.0	3:43.337	2	2	1:48.427	41.473	36.237	30.717	205.7	3:47.347
3	2	1:44.880	40.788	34.461	29.631	217.7	5:28.217	3	3	1:49.371	42.453	36.257	30.661	213.0	5:36.718
4	2	1:43.208	39.968	33.962	29.278	219.9	7:11.425	4	4	1:46.654	41.399	34.976	30.279	201.1	7:23.372
5	2	1:43.080	40.011	34.173	28.896	223.1	8:54.505	5	5	1:45.600	40.798	34.970	29.832	219.0	9:08.972
6	2	1:44.113	40.475	34.204	29.434	223.6	10:38.618	6	6	1:45.879	41.011	34.847	30.021	208.0	10:54.851
7	2	1:44.038	40.543	34.298	29.197	221.7	12:22.656	7	7	1:46.414	41.148	35.023	30.243	214.7	12:41.265
8	2	1:44.230	40.265	34.659	29.306	222.2	14:06.886	8	8	1:46.330	41.443	35.083	29.804	193.5	14:27.595

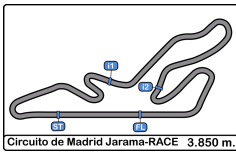
27 Rafael Muncharaz McLaren 570S GT4

GT4 Am SMC Motorsport															
Lap	D	Time	Sector 1	Sector 2	Sector 3	T. Spd	Elapsed	Lap	D	Time	Sector 1	Sector 2	Sector 3	T. Spd	Elapsed
1	1	1:59.233	51.093	37.402	30.738	191.8	1:59.233	9	9	1:47.122	41.509	35.135	30.478	202.2	16:14.717
2	1	1:48.480	41.481	36.490	30.509	210.5	3:47.713	10	10	1:46.760	41.468	34.972	30.320	205.3	18:01.477
3	1	1:47.240	41.676	35.866	29.698	216.8	5:34.953	11	11	1:46.523	41.167	35.146	30.210	213.8	19:48.000
4	1	1:46.033	40.680	35.624	29.729	231.2	7:20.986	12	12	1:47.254	41.597	35.197	30.460	208.0	21:35.254
5	1	1:45.361	40.554	35.509	29.298	230.2	9:06.347	13	13	1:47.835	41.445	35.263	31.127	198.5	23:23.089
6	1	1:45.629	40.553	35.566	29.510	230.7	10:51.976	14	14	1:50.551	43.057	35.884	31.610	212.1	25:13.640
7	1	1:45.725	40.640	35.345	29.740	228.3	12:37.701	15	15	1:56.488 P	41.945	36.253	38.290	199.6	27:10.128
8	1	1:45.789	40.720	35.514	29.555	223.6	14:23.490	16	16	4:01.815	2:52.473	36.355	32.987	112.7	31:11.943
9	1	1:46.699	40.837	36.292	29.570	234.7	16:10.189	17	17	3:37.675	1:11.167	1:22.720	1:03.788	156.0	34:49.618
10	1	1:46.561	41.060	35.339	30.162	229.7	17:56.750	18	18	3:32.486	1:35.594	1:06.631	50.261	64.5	38:22.104
11	1	1:46.014	41.020	35.511	29.483	231.2	19:42.764	19	19	1:55.429	45.743	38.527	31.159	174.4	40:17.533
12	1	1:51.467 P	40.677	35.768	35.022	231.7	21:34.231	20	20	1:52.656	43.471	37.841	31.344	201.4	42:10.189
13	1	3:46.879	2:39.589	36.295	30.995	112.5	25:21.110	21	21	1:45.440	41.315	34.404	29.721	204.1	43:55.629
14	1	1:48.540	41.219	36.889	30.432	229.7	27:09.650	22	22	1:44.830	40.509	34.639	29.682	209.3	45:40.459

36 Guillermo Aso Mercedes AMG GT4

GT4 Pro Filip Vava-Atanackovic NM Racing Team															
Lap	D	Time	Sector 1	Sector 2	Sector 3	T. Spd	Elapsed	Lap	D	Time	Sector 1	Sector 2	Sector 3	T. Spd	Elapsed
1	2	1:44.324	43.578	32.669	28.077	196.0	1:44.324	1	1	1:44.324	43.578	32.669	28.077	196.0	1:44.324
2	2	1:39.308	38.412	32.682	28.214	233.7	3:23.632	2	2	1:39.308	38.412	32.682	28.214	233.7	3:23.632
3	2	1:39.406	38.450	32.846	28.110	233.7	5:03.038	3	3	1:39.406	38.450	32.846	28.110	233.7	5:03.038
4	2	1:39.369	38.364	32.696	28.309	234.7	6:42.407	4	4	1:39.369	38.364	32.696	28.309	234.7	6:42.407
5	2	1:39.640	38.518	32.783	28.339	234.7	8:22.047	5	5	1:39.640	38.518	32.783	28.339	234.7	8:22.047
6	2	1:40.818	38.558	33.575	28.685	233.7	10:02.865	6	6	1:40.818	38.558	33.575	28.685	233.7	10:02.865
7	2	1:40.086	38.701	32.917	28.468	234.2	11:42.951	7	7	1:40.086	38.701	32.917	28.468	234.2	11:42.951
8	2	1:40.151	38.614	32.963	28.574	234.7	13:23.102	8	8	1:40.151	38.614	32.963	28.574	234.7	13:23.102
9	2	1:40.116	38.599	32.911	28.606	235.8	15:03.218	9	9	1:40.116	38.599	32.911	28.606	235.8	15:03.218
10	2	1:40.692	39.104	32.956	28.632	235.2	16:43.910	10	10	1:40.692	39.104	32.956	28.632	235.2	16:43.910
11	2	1:40.465	38.787	32.939	28.739	234.2	18:24.375	11	11	1:40.465	38.787	32.939	28.739	234.2	18:24.375
12	2	1:40.870	39.054	33.060	28.756	235.2	20:05.245	12	12	1:40.870	39.054	33.060	28.756	235.2	20:05.245
13	2	1:40.518	38.906	33.085	28.527	234.7	21:45.763	13	13	1:40.518	38.906	33.085	28.527	234.7	21:45.763
14	2	1:40.558	38.972	32.974	28.612	234.7	23:26.321	14	14	1:40.558	38.972	32.974	28.612	234.7	23:26.321
15	2	1:41.256	39.043	33.440	28.773	236.3	25:07.577	15	15	1:41.256	39.043	33.440	28.773	236.3	25:07.577
16	2	1:47.814 P	39.044	33.670	35.100	235.2	26:55.391	16	16	1:47.814 P	39.044	33.670	35.100	235.2	26:55.391
17	1	3:45.040	2:39.260	33.760	32.020	115.5	30:40.431	17	17	3:45.040	2:39.260	33.760	32.020	115.5	30:40.431
18	1	4:01.454	1:33.916	1:22.150	1:05.388	79.5	34:41.885	18	18	4:01.454	1:33.916	1:22.150	1:05.388	79.5	34:41.885
19	1	3:35.967	1:36.014	1:07.662	52.291	66.4	38:17.852	19	19	3:35.967	1:36.014	1:07.662	52.291	66.4	38:17.852
20	1	1:43.799	41.416	33.662	28.721	213.4	40:01.651	20	20	1:43.799	41.416	33.662	28.721	213.4	40:01.651
21	1	1:41.498	39.461	33.524	28.513	233.2	41:43.149	21	21	1:41.498	39.461	33.524	28.513	233.2	41:43.149
22	1	1:41.492	39.508	33.402	28.582	235.2	43:24.641	22	22	1:41.492	39.508	33.402	28.582	235.2	43:24.641
23	1	1:41.130	38.981	33.394	28.755	235.8	45:05.771	23	23	1:41.130	38.981	33.394	28.755	235.8	45:05.771





Circuito de Madrid Jarama - RACE

Iberian Supercars (CPV)

Race - 2

Tiempos Por Vuelta



37							48								
Henrique Cruz							Ginetta G55								
Mercedes AMG GT4							Salvador Tineo								
GT4							Luis Gonzalez								
Jemma Moore							Motor Club Sabadell								
Tockwith Motorsports							GT4 Pro								
Lap	D	Time	Sector 1	Sector 2	Sector 3	T. Spd	Elapsed	Lap	D	Time	Sector 1	Sector 2	Sector 3	T. Spd	Elapsed
1	2	1:50.744	46.727	34.610	29.407	192.1	1:50.744	1	2	1:46.769	44.719	33.436	28.614	196.0	1:46.769
2	2	1:42.882	39.553	34.264	29.065	225.4	3:33.626	2	2	1:40.964	39.093	33.221	28.650	230.2	3:27.733
3	2	1:42.885	39.727	34.228	28.930	225.0	5:16.511	3	2	1:40.532	38.917	33.046	28.569	229.2	5:08.265
4	2	1:42.605	39.493	33.936	29.176	229.7	6:59.116	4	2	1:40.892	39.084	33.197	28.611	232.2	6:49.157
5	2	1:42.326	39.654	33.575	29.097	221.7	8:41.442	5	2	1:40.664	38.900	33.199	28.565	230.2	8:29.821
6	2	1:43.280	39.929	34.183	29.168	220.8	10:24.722	6	2	1:40.891	38.918	33.284	28.689	231.2	10:10.712
7	2	1:43.162	40.055	33.904	29.203	220.4	12:07.884	7	2	1:41.231	39.138	33.301	28.792	229.7	11:51.943
8	2	1:42.758	39.850	33.920	28.988	222.2	13:50.642	8	2	1:41.140	39.156	33.275	28.709	231.2	13:33.083
9	2	1:42.582	39.717	33.846	29.019	222.6	15:33.224	9	2	1:41.117	39.072	33.340	28.705	230.7	15:14.200
10	2	1:42.767	39.904	33.802	29.061	221.3	17:15.991	10	2	1:41.164	39.122	33.280	28.762	231.2	16:55.364
11	2	1:42.631	39.886	33.783	28.962	220.4	18:58.622	11	2	1:41.579	39.200	33.492	28.887	232.2	18:36.943
12	2	1:43.071	39.948	33.908	29.215	220.8	20:41.693	12	2	1:41.491	39.153	33.313	29.025	230.7	20:18.434
13	2	1:43.110	39.998	34.012	29.100	221.3	22:24.803	13	2	1:41.525	39.279	33.268	28.978	230.2	21:59.959
14	2	1:49.197 P	39.937	33.912	35.348	224.5	24:14.000	14	2	1:42.086	39.532	33.570	28.984	230.2	23:42.045
15	1	4:00.533	2:53.732	36.724	30.077	104.7	28:14.533	15	2	1:44.047 P	39.458	33.636	30.953	231.7	25:26.092
16	1	1:46.725	41.423	35.569	29.733	214.2	30:01.258	16	2	3:46.905	2:43.720	34.215	28.970	106.8	29:12.997
17	1	1:52.236	42.754	38.347	31.135	208.8	31:53.494	17	2	1:57.029	39.586	39.035	38.408	230.7	31:10.026
18	1	3:02.561	44.458	1:15.238	1:02.865	170.6	34:56.055	18	2	3:37.443	1:10.997	1:22.293	1:04.153	156.9	34:47.469
19	1	3:28.499	1:35.162	1:05.636	47.701	54.0	38:24.554	19	2	3:32.920	1:35.762	1:06.973	50.185	67.8	38:20.389
20	1	1:55.052	44.694	38.581	31.777	182.7	40:19.606	20	2	1:42.878	40.768	33.722	28.388	213.4	40:03.267
21	1	1:52.743	42.570	37.824	32.349	210.1	42:12.349	21	2	1:40.788	38.831	33.305	28.652	234.2	41:44.055
22	1	1:50.443	42.390	37.469	30.584	197.4	44:02.792	22	2	1:41.138	39.325	33.335	28.478	231.2	43:25.193
23	1	1:46.083	40.781	35.595	29.707	218.6	45:48.875	23	2	1:41.604	39.291	33.616	28.697	236.8	45:06.797

40							69								
Borja Hormigos							BMW M4 GT4								
Porsche 911 Cup							Dave Benett								
GT4 Bronze							Marcus Fothergill								
Héctor Hernández							Marcus Fothergill								
RACE							Cup								
Lap	D	Time	Sector 1	Sector 2	Sector 3	T. Spd	Elapsed	Lap	D	Time	Sector 1	Sector 2	Sector 3	T. Spd	Elapsed
1	2	1:51.606	47.486	34.698	29.422	195.6	1:51.606	1	2	1:54.359	47.867	36.263	30.229	185.8	1:54.359
2	2	1:43.362	39.978	34.083	29.301	236.3	3:34.968	2	2	1:48.416	41.328	37.109	29.979	201.1	3:42.775
3	2	1:42.953	39.733	33.974	29.246	235.2	5:17.921	3	2	1:47.695	41.911	35.965	29.819	213.0	5:30.470
4	2	1:43.465	40.376	33.841	29.248	235.2	7:01.386	4	2	1:46.742	41.171	35.644	29.927	221.3	7:17.212
5	2	1:42.615	39.644	33.654	29.317	235.8	8:44.001	5	2	1:47.096	41.175	35.904	30.017	213.8	9:04.308
6	2	1:43.625	39.698	34.524	29.403	234.2	10:27.626	6	2	1:46.837	41.224	35.615	29.998	216.8	10:51.145
7	2	1:43.386	39.993	33.833	29.560	236.3	12:11.012	7	2	1:45.910	41.019	34.950	29.941	224.5	12:37.055
8	2	1:43.349	40.150	33.881	29.318	232.2	13:54.361	8	2	1:45.864	40.902	35.192	29.770	212.5	14:22.919
9	2	1:44.043	40.297	34.192	29.554	235.2	15:38.404	9	2	1:46.575	41.079	35.617	29.879	225.4	16:09.494
10	2	1:44.629	40.509	34.293	29.827	237.3	17:23.033	10	2	1:46.560	41.327	35.217	30.016	221.7	17:56.054
11	2	1:44.467	40.221	34.438	29.808	235.2	19:07.500	11	2	1:46.124	40.974	35.318	29.832	219.0	19:42.178
12	2	1:48.855 P	40.332	34.168	34.355	233.7	20:56.355	12	2	1:45.646	40.599	35.197	29.850	225.9	21:27.824
13	1	3:49.035	2:44.820	34.624	29.591	110.8	24:45.390	13	2	1:46.647	41.240	35.295	30.112	210.1	23:14.471
14	1	1:45.361	40.810	34.910	29.641	231.7	26:30.751	14	2	1:46.440	40.994	35.404	30.042	223.1	25:00.911
15	1	1:45.480	40.903	34.997	29.580	225.4	28:16.231	15	2	1:53.559 P	41.362	35.669	36.528	224.5	26:54.470
16	1	1:45.240	40.751	35.117	29.372	215.5	30:01.471	16	1	4:10.425	2:53.636	39.053	37.736	86.8	31:04.895
17	1	1:49.986	41.669	37.059	31.258	208.8	31:51.457	17	1	3:40.356	1:13.180	1:22.506	1:04.670	154.5	34:45.251
18	1	3:02.679	44.616	1:15.242	1:02.821	171.9	34:54.136	18	1	3:34.640	1:35.554	1:07.676	51.410	64.8	38:19.891
19	1	3:29.596	1:35.621	1:06.142	47.833	67.7	38:23.732	19	1	1:57.538	47.475	38.383	31.680	163.3	40:17.429
20	1	1:51.639	44.321	37.253	30.065	214.2	40:15.371	20	1	1:52.482	42.946	37.621	31.915	223.1	42:09.911
21	1	1:45.325	40.740	34.501	30.084	216.4	42:00.696	21	1	1:53.819	44.466	37.238	32.115	196.3	44:03.730
22	1	1:45.484	41.655	34.372	29.457	202.2	43:46.180	22	1	1:52.677	43.883	37.671	31.123	211.3	45:56.407
23	1	1:44.750	40.723	34.377	29.650	224.0	45:30.930								





Circuito de Madrid Jarama - RACE

Iberian Supercars (CPV)

Race - 2

Tiempos Por Vuelta



88

Keith Gatehouse

Mercedes AMG GT4

125

Tomás Pinto

Ginetta G50

GT4 Am

Igor Sorokin

NM Racing Team

GTX

Simon Moore

Simon Moore

Lap	D	Time	Sector 1	Sector 2	Sector 3	T. Spd	Elapsed	Lap	D	Time	Sector 1	Sector 2	Sector 3	T. Spd	Elapsed
1	2	1:50.259	46.308	34.528	29.423	194.5	1:50.259	1	2	1:55.449	49.522	35.910	30.017	179.7	1:55.449
2	2	1:42.941	39.729	34.215	28.997	230.2	3:33.200	2	2	1:45.509	40.812	35.132	29.565	206.8	3:40.958
3	2	1:43.208	39.934	34.159	29.115	231.2	5:16.408	3	2	1:44.147	40.369	34.089	29.689	219.9	5:25.105
4	2	1:43.853	40.351	34.050	29.452	233.2	7:00.261	4	2	1:43.884	40.221	34.401	29.262	225.4	7:08.989
5	2	1:42.981	39.838	33.944	29.199	228.8	8:43.242	5	2	1:44.262	40.758	34.153	29.351	208.8	8:53.251
6	2	1:43.019	39.987	34.044	28.988	231.7	10:26.261	6	2	1:44.531	40.753	34.533	29.245	224.5	10:37.782
7	2	1:43.076	39.724	34.077	29.275	231.2	12:09.337	7	2	1:43.435	40.186	33.978	29.271	225.4	12:21.217
8	2	1:42.763	39.743	33.891	29.129	231.7	13:52.100	8	2	1:43.965	40.308	34.273	29.384	221.3	14:05.182
9	2	1:42.785	39.626	33.871	29.288	233.2	15:34.885	9	2	1:53.533	40.567	34.253	38.713	226.4	15:58.715
10	2	1:43.655	40.421	33.899	29.335	232.7	17:18.540	10	2	1:45.104	41.084	34.369	29.651	223.1	17:43.819
11	2	1:42.837	39.758	33.881	29.198	230.7	19:01.377	11	2	1:44.774	40.725	34.344	29.705	219.5	19:28.593
12	2	1:43.217	39.828	34.041	29.348	231.7	20:44.594	12	2	1:49.740 P	41.101	34.625	34.014	224.5	21:18.333
13	2	1:42.894	39.852	33.906	29.136	230.7	22:27.488	13	1		2:44.386			113.3	
14	2	1:42.846	39.889	33.731	29.226	232.7	24:10.334								
15	2	1:48.540 P	39.856	34.336	34.348	231.7	25:58.874								
16	1	3:53.052	2:47.637	34.778	30.637	116.8	29:51.926								
17	1	1:57.633	44.522	41.567	31.544	227.8	31:49.559								
18	1	3:01.847	44.206	1:14.508	1:03.133	179.1	34:51.406								
19	1	3:31.644	1:35.475	1:06.587	49.582	66.9	38:23.050								
20	1	1:54.873	45.245	38.420	31.208	211.7	40:17.923								
21	1	1:52.251	42.747	37.663	31.841	227.8	42:10.174								
22	1	1:46.883	41.970	34.908	30.005	194.9	43:57.057								
23	1	1:45.496	40.644	34.530	30.322	228.8	45:42.553								

115

Alberto de Martín

Mercedes AMG GT4

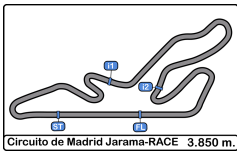
GT4 Bronze

Nil Montserrat

NM Racing Team

Lap	D	Time	Sector 1	Sector 2	Sector 3	T. Spd	Elapsed
1	2	1:48.707	45.855	33.911	28.941	193.5	1:48.707
2	2	1:40.368	39.006	32.995	28.367	229.7	3:29.075
3	2	1:40.724	38.958	33.391	28.375	232.7	5:09.799
4	2	1:41.046	38.924	33.356	28.766	235.2	6:50.845
5	2	1:41.168	39.323	33.223	28.622	220.4	8:32.013
6	2	1:41.266	39.027	33.309	28.930	233.7	10:13.279
7	2	1:42.876	40.517	33.778	28.581	227.3	11:56.155
8	2	1:40.343	38.806	32.914	28.623	233.2	13:36.498
9	2	1:40.722	38.957	33.137	28.628	233.2	15:17.220
10	2	1:41.002	39.106	33.172	28.724	234.2	16:58.222
11	2	1:40.880	39.170	33.081	28.629	232.7	18:39.102
12	2	1:41.431	39.412	33.202	28.817	233.7	20:20.533
13	2	1:41.186	38.993	33.289	28.904	232.7	22:01.719
14	2	1:41.438	39.331	33.175	28.932	234.2	23:43.157
15	2	1:41.588	39.174	33.457	28.957	234.7	25:24.745
16	2	1:47.485 P	39.375	33.685	34.425	232.7	27:12.230
17	1	3:58.419	2:48.540	35.445	34.434	113.8	31:10.649
18	1	3:37.900	1:11.123	1:22.578	1:04.199	153.8	34:48.549
19	1	3:32.386	1:35.471	1:07.021	49.894	65.6	38:20.935
20	1	1:50.056	42.711	36.884	30.461	195.6	40:10.991
21	1	1:49.598	41.444	36.620	31.534	223.6	42:00.589
22	1	1:47.028	41.193	36.346	29.489	206.5	43:47.617
23	1	1:45.289	40.312	35.255	29.722	232.2	45:32.906





Circuito de Madrid Jarama - RACE

Iberian Supercars (CPV)

Race - 2

Análisis



Num	Lap Time	Gap
Lap 1		
36	1:44.324	
48	1:46.769	02.445
16	1:47.979	03.655
115	1:48.707	04.383
88	1:50.259	05.935
37	1:50.744	06.420
40	1:51.606	07.282
69	1:54.359	10.035
25	1:54.920	10.596
11	1:54.945	10.621
125	1:55.449	11.125
19	1:55.760	11.436
33	1:58.920	14.596
27	1:59.233	14.909
23	2:08.293	23.969

Num	Lap Time	Gap
Lap 2		
36	1:39.308	
48	1:40.964	04.101
16	1:40.671	05.018
115	1:40.368	05.443
88	1:42.941	09.568
37	1:42.882	09.994
40	1:43.362	11.336
125	1:45.509	17.326
69	1:48.416	19.143
11	1:48.375	19.688
25	1:48.417	19.705
19	1:48.173	20.301
33	1:48.427	23.715
27	1:48.480	24.081
23	2:00.705	45.366

Num	Lap Time	Gap
Lap 3		
36	1:39.406	
48	1:40.532	05.227
16	1:40.627	06.239
115	1:40.724	06.761
88	1:43.208	13.370
37	1:42.885	13.473
40	1:42.953	14.883
125	1:44.147	22.067
11	1:44.056	24.338
25	1:44.880	25.179
69	1:47.695	27.432
19	1:46.760	27.655
27	1:47.240	31.915
33	1:49.371	33.680
23	1:59.773	1:05.733

Num	Lap Time	Gap
Lap 4		
36	1:39.369	
48	1:40.892	06.750
16	1:41.135	08.005
115	1:41.046	08.438

Num	Lap Time	Gap
37	1:42.605	16.709
88	1:43.853	17.854
40	1:43.465	18.979
125	1:43.884	26.582
11	1:43.001	27.970
25	1:43.208	29.018
19	1:42.330	30.616
69	1:46.742	34.805
27	1:46.033	38.579
33	1:46.654	40.965
23	1:59.183	1:25.547

Num	Lap Time	Gap
Lap 5		
36	1:39.640	
48	1:40.664	07.774
16	1:41.127	09.492
115	1:41.168	09.966
37	1:42.326	19.395
88	1:42.981	21.195
40	1:42.615	21.954
125	1:44.262	31.204
11	1:43.192	31.522
25	1:43.080	32.458
19	1:42.141	33.117
69	1:47.096	42.261
27	1:45.361	44.300
33	1:45.600	46.925

Num	Lap Time	Gap
Lap 6		
36	1:40.818	
23	1:59.742	1 Lap
48	1:40.891	07.847
16	1:41.557	10.231
115	1:41.266	10.414
37	1:43.280	21.857
88	1:43.019	23.396
40	1:43.625	24.761
125	1:44.531	34.917
25	1:44.113	35.753
11	1:45.605	36.309
19	1:44.402	36.701
69	1:46.837	48.280
27	1:45.629	49.111
33	1:45.879	51.986

Num	Lap Time	Gap
Lap 7		
36	1:40.086	
48	1:41.231	08.992
115	1:42.876	13.204
16	1:44.613	14.758
37	1:43.162	24.933
88	1:43.076	26.386
40	1:43.386	28.061
23	2:06.096	1 Lap
125	1:43.435	38.266
25	1:44.038	39.705

Num	Lap Time	Gap
11	1:43.673	39.896
19	1:43.809	40.424
69	1:45.910	54.104
27	1:45.725	54.750
33	1:46.414	58.314

Num	Lap Time	Gap
Lap 8		
36	1:40.151	
48	1:41.140	09.981
115	1:40.343	13.396
16	1:41.870	16.477
37	1:42.758	27.540
88	1:42.763	28.998
40	1:43.349	31.259
125	1:43.965	42.080
25	1:44.230	43.784
19	1:43.794	44.067
11	1:52.138	51.883
23	2:01.575	1 Lap
69	1:45.864	59.817
27	1:45.789	1:00.388
33	1:46.330	1:04.493

Num	Lap Time	Gap
Lap 9		
36	1:40.116	
48	1:41.117	10.982
115	1:40.722	14.002
16	1:42.473	18.834
37	1:42.582	30.006
88	1:42.785	31.667
40	1:44.043	35.186
19	1:42.748	46.699
125	1:53.533	55.497
11	1:43.891	55.658
69	1:46.575	1:06.276
27	1:46.699	1:06.971
33	1:47.122	1:11.499
23	2:02.082	1 Lap

Num	Lap Time	Gap
Lap 10		
36	1:40.692	
48	1:41.164	11.454
115	1:41.002	14.312
16	1:42.757	20.899
37	1:42.767	32.081
88	1:43.655	34.630
40	1:44.629	39.123
19	1:42.384	48.391
125	1:45.104	59.909
11	1:45.371	1:00.337
69	1:46.560	1:12.144
27	1:46.561	1:12.840
33	1:46.760	1:17.567
23	2:01.101	1 Lap

Num	Lap Time	Gap
Lap 11		
36	1:40.465	
48	1:41.579	12.568
115	1:40.880	14.727
16	1:42.311	22.745
37	1:42.631	34.247
88	1:42.837	37.002
40	1:44.467	43.125
19	1:42.315	50.241
125	1:44.774	1:04.218
11	1:44.496	1:04.368
69	1:46.124	1:17.803
27	1:46.014	1:18.389
33	1:46.523	1:23.625

Num	Lap Time	Gap
Lap 12		
36	1:40.870	
48	1:41.491	13.189
115	1:41.431	15.288
23	2:02.527	2 Laps
16	1:42.614	24.489
37	1:43.071	36.448
88	1:43.217	39.349
40	1:48.855	51.110
19	1:42.169	51.540
11	1:43.902	1:07.400
125	1:49.740	1:13.088
69	1:45.646	1:22.579
27	1:51.467	1:28.986
33	1:47.254	1:30.009

Num	Lap Time	Gap
Lap 13		
36	1:40.518	
48	1:41.525	14.196
115	1:41.186	15.956
16	1:43.068	27.039
23	2:02.226	2 Laps
37	1:43.110	39.040
88	1:42.894	41.725
19	1:41.970	52.992
11	1:44.098	1:10.980
69	1:46.647	1:28.708
33	1:47.835	1:37.326

Num	Lap Time	Gap
Lap 14		
36	1:40.558	
48	1:42.086	15.724
115	1:41.438	16.836
16	1:42.925	29.406
88	1:42.846	44.013
37	1:49.197	47.679
19	1:42.306	54.740
23	2:11.188	2 Laps
11	1:44.154	1:14.576
40	3:49.035	1 Lap
69	1:46.440	1:34.590

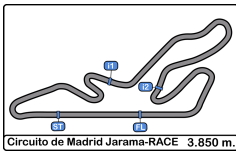
Num	Lap Time	Gap
Lap 15		
36	1:41.256	
33	1:50.551	1 Lap
27	3:46.879	2 Laps
115	1:41.588	17.168
48	1:44.047	18.515
16	1:49.219	37.369
88	1:48.540	51.297
19	1:48.033	1:01.517
40	1:45.361	1 Lap
11	1:50.237	1:23.557
69	1:53.559	1:46.893

Num	Lap Time	Gap
Lap 16		
36	1:47.814	
27	1:48.540	2 Laps
33	1:56.488	1 Lap
115	1:47.485	16.839
37	4:00.533	1 Lap
40	1:45.480	1 Lap
23	4:10.029	3 Laps
27	1:47.829	1 Lap
48	3:46.905	2:17.606
16	3:45.397	2:34.952
88	3:53.052	2:56.535
19	3:44.743	2:58.446
37	1:46.725	3:05.867
40	1:45.240	3:06.080

Num	Lap Time	Gap
Lap 17		
36	3:45.040	
27	1:49.166	1 Lap
23	2:07.784	3 Laps
69	4:10.425	1 Lap
11	4:37.249	1 Lap
48	1:57.029	29.595
115	3:58.419	30.218
33	4:01.815	1 Lap
16	1:49.319	39.231
88	1:57.633	1:09.128
19	1:56.818	1:10.224
40	1:49.986	1:11.026
37	1:52.236	1:13.063

Num	Lap Time	Gap
Lap 18		
36	4:01.454	
27	3:56.053	1 Lap
23	3:51.480	3 Laps
69	3:40.356	1 Lap
11	3:37.877	1 Lap
48	3:37.443	05.584
115	3:37.900	06.664
33	3:37.675	1 Lap
16	3:30.820	08.597
88	3:01.847	09.521
19	3:01.971	10.741





Circuito de Madrid Jarama - RACE

Iberian Supercars (CPV)

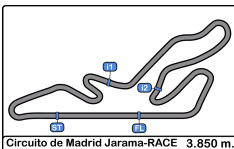
Race - 2

Análisis



Num	Lap Time	Gap	Num	Lap Time	Gap
40	3:02.679	12.251	37	1:50.443	38.151
37	3:02.561	14.170	69	1:53.819	1 Lap
Num	Lap Time	Gap	11	1:49.847	1 Lap
Lap 19			16	2:10.175	52.983
36	3:35.967		19	2:11.761	1:04.295
27	3:35.545	1 Lap	23	2:01.978	3 Laps
23	3:35.747	3 Laps	Num	Lap Time	Gap
69	3:34.640	1 Lap	Lap 23		
11	3:33.943	1 Lap	36	1:41.130	
48	3:32.920	02.537	48	1:41.604	01.026
115	3:32.386	03.083	27	1:48.401	1 Lap
33	3:32.486	1 Lap	40	1:44.750	25.159
16	3:31.934	04.564	115	1:45.289	27.135
88	3:31.644	05.198	33	1:44.830	1 Lap
19	3:30.706	05.480	88	1:45.496	36.782
40	3:29.596	05.880	37	1:46.083	43.104
37	3:28.499	06.702	69	1:52.677	1 Lap
Num	Lap Time	Gap	11	1:46.950	1 Lap
Lap 20			19	1:48.294	1:11.459
36	1:43.799		16	2:07.495	1:19.348
48	1:42.878	01.616	23	2:01.502	3 Laps
27	1:48.644	1 Lap			
11	1:49.892	1 Lap			
115	1:50.056	09.340			
16	1:48.616	09.381			
40	1:51.639	13.720			
69	1:57.538	1 Lap			
33	1:55.429	1 Lap			
88	1:54.873	16.272			
19	1:55.923	17.604			
37	1:55.052	17.955			
23	2:08.194	3 Laps			
Num	Lap Time	Gap			
Lap 21					
36	1:41.498				
48	1:40.788	00.906			
27	1:46.684	1 Lap			
115	1:49.598	17.440			
40	1:45.325	17.547			
16	1:56.417	24.300			
69	1:52.482	1 Lap			
88	1:52.251	27.025			
33	1:52.656	1 Lap			
37	1:52.743	29.200			
19	1:57.920	34.026			
11	2:11.170	1 Lap			
23	2:01.437	3 Laps			
Num	Lap Time	Gap			
Lap 22					
36	1:41.492				
48	1:41.138	00.552			
27	1:46.460	1 Lap			
40	1:45.484	21.539			
115	1:47.028	22.976			
33	1:45.440	1 Lap			
88	1:46.883	32.416			





Circuito de Madrid Jarama - RACE

Iberian Supercars (CPV)

Race - 2

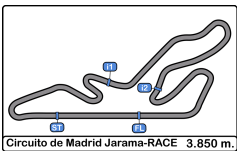
Mejores Sectores



Circuito de Madrid Jarama-RACE 3.850 m.

Sector - 1			Sector - 2			Sector - 3			Ideal Lap vs Best Lap		
Clas	Nº Driver	Time	Nº Driver	Time	Nº Driver	Time	Clas	Nº Driver	Ideal Lap	Best Lap	Clas
1	36 Aso - Vava-Atanackovic	38.364	36 Aso - Vava-Atanackovic	32.669	36 Aso - Vava-Atanackovic	28.077	1	36 Aso - Vava-Atanackovic	1:39.110	1:39.308	1
2	115 de Martín - Montserrat	38.806	115 de Martín - Montserrat	32.914	115 de Martín - Montserrat	28.367	2	115 de Martín - Montserrat	1:40.087	1:40.343	2
3	48 Tineo - Gonzalez	38.831	48 Tineo - Gonzalez	33.046	48 Tineo - Gonzalez	28.388	3	48 Tineo - Gonzalez	1:40.265	1:40.532	3
4	16 Azevedo - Batina	38.848	16 Azevedo - Batina	33.082	19 Smörg - Macias	28.535	4	16 Azevedo - Batina	1:40.493	1:40.627	4
5	19 Smörg - Macias	39.307	19 Smörg - Macias	33.575	16 Azevedo - Batina	28.563	5	19 Smörg - Macias	1:41.417	1:41.970	5
6	37 Cruz - Moore	39.493	37 Cruz - Moore	33.575	11 Herraiz - Gomez	28.823	6	37 Cruz - Moore	1:41.998	1:42.326	6
7	11 Herraiz - Gomez	39.587	40 Hormigos - Hernández	33.654	25 Kirton - Elsworth	28.896	7	88 Gatehouse - Sorokin	1:42.345	1:42.763	8
8	88 Gatehouse - Sorokin	39.626	88 Gatehouse - Sorokin	33.731	37 Cruz - Moore	28.930	8	11 Herraiz - Gomez	1:42.467	1:43.001	9
9	40 Hormigos - Hernández	39.644	25 Kirton - Elsworth	33.962	88 Gatehouse - Sorokin	28.988	9	40 Hormigos - Hernández	1:42.544	1:42.615	7
10	25 Kirton - Elsworth	39.968	125 Pinto - Moore	33.978	125 Pinto - Moore	29.245	10	25 Kirton - Elsworth	1:42.826	1:43.080	10
11	125 Pinto - Moore	40.186	11 Herraiz - Gomez	34.057	40 Hormigos - Hernández	29.246	11	125 Pinto - Moore	1:43.409	1:43.435	11
12	33 Rui Miritta	40.509	33 Rui Miritta	34.404	27 Rafael Muncharaz	29.298	12	33 Rui Miritta	1:44.595	1:44.830	12
13	27 Rafael Muncharaz	40.553	69 Benett - Fothergill	34.950	33 Rui Miritta	29.682	13	27 Rafael Muncharaz	1:45.190	1:45.361	13
14	69 Benett - Fothergill	40.599	27 Rafael Muncharaz	35.339	69 Benett - Fothergill	29.770	14	69 Benett - Fothergill	1:45.319	1:45.646	14
15	23 Filipe Matias	45.399	23 Filipe Matias	40.226	23 Filipe Matias	33.430	15	23 Filipe Matias	1:59.055	1:59.183	15





Circuito de Madrid Jarama - RACE

Iberian Supercars (CPV)

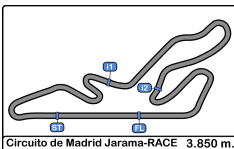
Race - 2

Secuencia Líder



Nº	Team	Driver - 1	Driver - 2	Vehicle	Cat	Start Lap	End Lap	Laps	Total Laps
36	NM Racing Team	Guillermo Aso	Filip Vava-Atanackovic	Mercedes AMG GT4	GT4 Pro	1	23	23	23





Circuito de Madrid Jarama - RACE

Iberian Supercars (CPV)

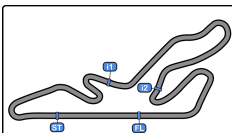
Race - 2

5 Mejores Tiempos



Cl	Nº Team	Driver - 1	Driver - 2	Vehicle	Cat	Cl	Best 1		Best 2		Best 3		Best 4		Best 5	
							Time	Lap	Time	Lap	Time	Lap	Time	Lap	Time	Lap
1	36 NM Racing Team	Guillermo Aso	<u>Filip Vava-Atanackovic</u>	Mercedes AMG GT4	GT4 Pro	1	1:39.308	2	1:39.369	4	1:39.406	3	1:39.640	5	1:40.086	7
2	115 NM Racing Team	Alberto de Martín	<u>Nil Montserrat</u>	Mercedes AMG GT4	GT4 Bronz	1	1:40.343	8	1:40.368	2	1:40.722	9	1:40.724	3	1:40.880	11
3	48 Motor Club Sabadell	Salvador Tineo	<u>Luis Gonzalez</u>	Mercedes AMG GT4	GT4 Pro	2	1:40.532	3	1:40.664	5	1:40.788	21	1:40.891	6	1:40.892	4
4	16 Orlando Batina	Sérgio Azevedo	<u>Orlando Batina</u>	BMW M4 GT4	GT4 Pro	3	1:40.627	3	1:40.671	2	1:41.127	5	1:41.135	4	1:41.557	6
5	19 Promotion Motorsport	J.M Smörg	<u>Javier Macias</u>	BMW M4 GT4	GT4 Am	1	1:41.970	13	1:42.141	5	1:42.169	12	1:42.306	14	1:42.315	11
6	37 Tockwith Motorsports	Henrique Cruz	<u>Jemma Moore</u>	Ginetta G55	GTX	1	1:42.326	5	1:42.582	9	1:42.605	4	1:42.631	11	1:42.758	8
7	40 RACE	Borja Hormigos	<u>Héctor Hernández</u>	BMW M4 GT4	GT4 Bronz	1	1:42.615	5	1:42.953	3	1:43.349	8	1:43.362	2	1:43.386	7
8	88 NM Racing Team	Keith Gatehouse	<u>Igor Sorokin</u>	Mercedes AMG GT4	GT4 Am	2	1:42.763	8	1:42.785	9	1:42.837	11	1:42.846	14	1:42.894	13
9	11 RX Pro Racing	Pedro Herraiz	<u>Samuel Gomez</u>	Hyundai i30 TCR	TCR	1	1:43.001	4	1:43.192	5	1:43.673	7	1:43.891	9	1:43.902	12
10	25 Steve Kirton	Steve Kirton	<u>Jonathan Elsworth</u>	Ginetta G55	GTX	2	1:43.080	5	1:43.208	4	1:44.038	7	1:44.113	6	1:44.230	8
11	125 Simon Moore	Tomás Pinto	<u>Simon Moore</u>	Ginetta G50	GTX	3	1:43.435	7	1:43.884	4	1:43.965	8	1:44.147	3	1:44.262	5
12	33 Monteiro's Competição	Rui Miritta		Porsche 911 Cup	Cup	1	1:44.830	22	1:45.440	21	1:45.600	5	1:45.879	6	1:46.330	8
13	27 SMC Motorsport	Rafael Muncharaz		McLaren 570S GT4	GT4 Am	3	1:45.361	5	1:45.629	6	1:45.725	7	1:45.789	8	1:46.014	11
14	69 Marcus Fothergill	Dave Benett	<u>Marcus Fothergill</u>	Porsche 911 Cup	Cup	2	1:45.646	12	1:45.864	8	1:45.910	7	1:46.124	11	1:46.440	14
15	23 Filipe Matias	Filipe Matias		Ginetta G40	TC	1	1:59.183	4	1:59.742	5	1:59.773	3	2:00.705	2	2:01.101	9





Circuito de Madrid Jarama - RACE

Iberian Supercars (CPV)

Race - 2

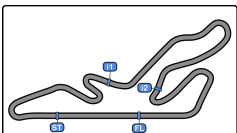
5 Mejores Velocidades

Circuito de Madrid Jarama-RACE 3.850 m.



Cl	Nº Team	Driver - 1	Driver - 2	Vehicle	Cat	Cl	Top 1		Top 2		Top 3		Top 4		Top 5		Avg
							Km/h	Lap	Km/h	Lap	Km/h	Lap	Km/h	Lap	Km/h	Lap	
1	19 Promotion Motorsport	J.M Smörg	<u>Javier Macias</u>	BMW M4 GT4	GT4 Am	1	239.4	5	239.4	9	238.9	12	238.4	14	237.8	11	238.8
2	16 Orlando Batina	Sérgio Azevedo	<u>Orlando Batina</u>	BMW M4 GT4	GT4 Pro	1	238.4	2	237.8	9	237.3	3	237.3	4	237.3	8	237.6
3	40 RACE	Borja Hormigos	<u>Héctor Hernández</u>	BMW M4 GT4	GT4 Bronz	1	237.3	10	236.3	2	236.3	7	235.8	5	235.2	3	236.2
4	48 Motor Club Sabadell	Salvador Tineo	<u>Luis Gonzalez</u>	Mercedes AMG GT4	GT4 Pro	2	236.8	23	234.2	21	232.2	4	232.2	11	231.7	15	233.4
5	36 NM Racing Team	Guillermo Aso	<u>Filip Vava-Atanackovic</u>	Mercedes AMG GT4	GT4 Pro	3	236.3	15	235.8	9	235.8	23	235.2	10	235.2	12	235.7
6	115 NM Racing Team	Alberto de Martín	<u>Nil Montserrat</u>	Mercedes AMG GT4	GT4 Bronz	1	235.2	4	234.7	15	234.2	10	234.2	14	233.7	6	234.4
7	27 SMC Motorsport	Rafael Muncharaz		McLaren 570S GT4	GT4 Am	2	234.7	9	231.7	12	231.2	4	231.2	11	230.7	6	231.9
8	11 RX Pro Racing	Pedro Herraiz	<u>Samuel Gomez</u>	Hyundai i30 TCR	TCR	1	233.7	6	231.7	8	229.7	10	229.7	12	229.7	14	230.9
9	88 NM Racing Team	Keith Gatehouse	<u>Igor Sorokin</u>	Mercedes AMG GT4	GT4 Am	3	233.2	4	233.2	9	232.7	10	232.7	14	231.7	6	232.7
10	37 Tockwith Motorsports	Henrique Cruz	<u>Jemma Moore</u>	Ginetta G55	GTX	1	229.7	4	225.4	2	225.0	3	224.5	14	222.6	9	225.4
11	125 Simon Moore	Tomás Pinto	<u>Simon Moore</u>	Ginetta G50	GTX	2	226.4	9	225.4	4	225.4	7	224.5	6	224.5	12	225.2
12	69 Marcus Fothergill	Dave Benett	<u>Marcus Fothergill</u>	Porsche 911 Cup	Cup	1	225.9	12	225.4	9	224.5	7	224.5	15	223.1	14	224.7
13	25 Steve Kirton	Steve Kirton	<u>Jonathan Elsworth</u>	Ginetta G55	GTX	3	223.6	6	223.1	5	222.6	9	222.2	8	221.7	7	222.6
14	33 Monteiro's Competição	Rui Miritta		Porsche 911 Cup	Cup	2	219.0	5	214.7	7	213.8	11	213.0	3	212.1	14	214.5
15	23 Filipe Matias	Filipe Matias		Ginetta G40	TC	1	191.4	8	187.1	4	186.5	3	186.2	20	185.8	5	187.4





Circuito de Madrid Jarama - RACE

Iberian Supercars (CPV)

Race - 2

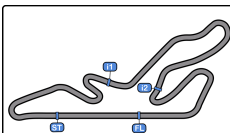
Secuencia Vueltas Rápidas

Circuito de Madrid Jarama-RACE 3.850 m.



Lap	Day Time	Session Time	Nº Team	Driver - 1	Driver - 2	Vehicle	Cat	Time	Km/h
2	16:10:35.032	3:24.032	36 NM Racing Team	Guillermo Aso	Filip Vava-Atanackovic	Mercedes AMG GT4	GT4 Pro	1:39.308	139.5





Circuito de Madrid Jarama - RACE

Iberian Supercars (CPV)

Race - 2

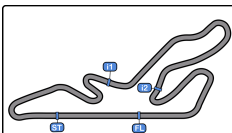
Mejor Máxima Velocidad del Evento

Circuito de Madrid Jarama-RACE 3.850 m.



Nº	Team	Driver - 1	Driver - 2	Vehicle	Cat	Km/h	Session
16	Orlando Batina	Sérgio Azevedo	Orlando Batina	BMW M4 GT4	GT4 Pro	243.7	Free Practice
81	Promotion Motorsport	Nerea Marti	Jose Milagros	BMW M4 GT4	GT4 Pro	243.7	Race - 1
40	RACE	Borja Hormigos	Héctor Hernández	BMW M4 GT4	GT4 Bronz	242.1	Race - 1
27	SMC Motorsport	Rafael Muncharaz		McLaren 570S GT4	GT4 Am	240.0	Free Practice
19	Promotion Motorsport	J.M Smörg	Javier Macias	BMW M4 GT4	GT4 Am	240.0	Qualifying - 2
115	NM Racing Team	Alberto de Martín	Nil Montserrat	Mercedes AMG GT4	GT4 Bronz	238.9	Qualifying - 1
36	NM Racing Team	Guillermo Aso	Filip Vava-Atanackovic	Mercedes AMG GT4	GT4 Pro	238.4	Race - 1
48	Motor Club Sabadell	Salvador Tíneo	Luis Gonzalez	Mercedes AMG GT4	GT4 Pro	237.3	Free Practice
116	NM Racing Team	Alba Cano	Andy Cantu	Mercedes AMG GT4	GT4 Pro	237.3	Race - 1
11	RX Pro Racing	Pedro Herraiz	Samuel Gomez	Hyundai i30 TCR	TCR	236.8	Race - 1
88	NM Racing Team	Keith Gatehouse	Igor Sorokin	Mercedes AMG GT4	GT4 Am	235.2	Qualifying - 2
69	Marcus Fothergill	Dave Benett	Marcus Fothergill	Porsche 911 Cup	Cup	233.7	Qualifying - 1
33	Monteiros Competição	Rui Miritta		Porsche 911 Cup	Cup	231.2	Free Practice
22	JC Group Racing Team	Gabriela Correia		Mercedes AMG GT4	GT4 Bronz	231.2	Free Practice
37	Tockwith Motorsports	Henrique Cruz	Jemma Moore	Ginetta G55	GTX	229.7	Race - 2
125	Simon Moore	Tomás Pinto	Simon Moore	Ginetta G50	GTX	229.2	Race - 1
25	Steve Kirton	Steve Kirton	Jonathan Elsworth	Ginetta G55	GTX	223.6	Race - 2
23	Filipe Matias	Filipe Matias		Ginetta G40	TC	196.0	Race - 1





Circuito de Madrid Jarama - RACE

Iberian Supercars (CPV)

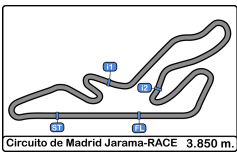
Race - 2

Cuentavueltas

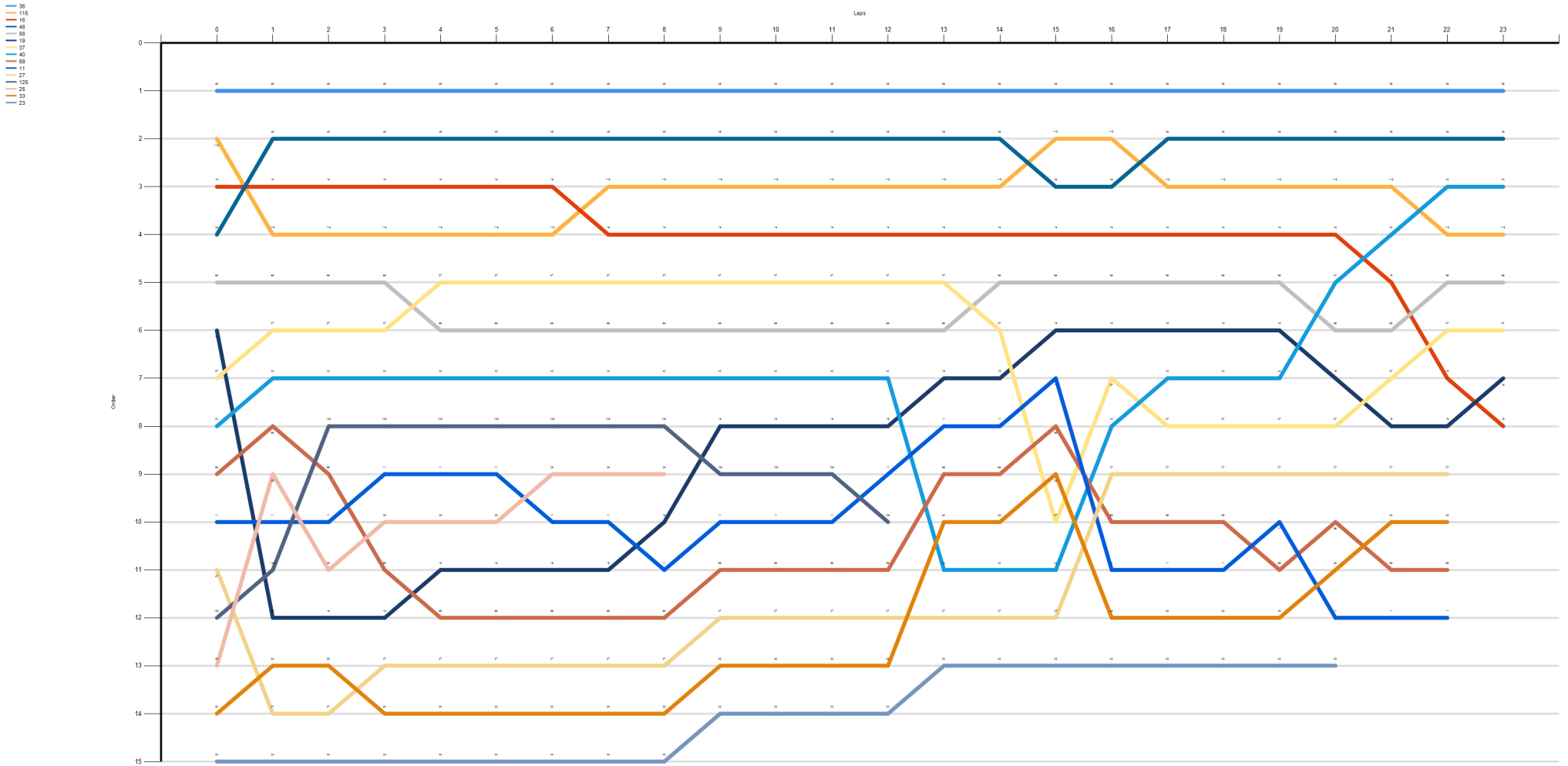


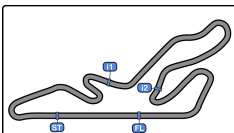
LAP																										
Nr	Po	Grid	1	2	3	4	5	6	7	8	9	10	11	12	13	14	15	16	17	18	19	20	21	22	23	
36	1	36	36	36	36	36	36	36	36	36	36	36	36	36	36	36	36	36	36	36	36	36	36	36	36	
115	2	115	48	48	48	48	48	48	48	48	48	48	48	48	48	48	115	115	48	48	48	48	48	48	48	
16	3	16	16	16	16	16	16	16	115	115	115	115	115	115	115	48	48	115	115	115	115	115	115	40	40	
48	4	48	115	115	115	115	115	115	16	16	16	16	16	16	16	16	16	16	16	16	16	16	40	115	115	
88	5	88	88	88	88	37	37	37	37	37	37	37	37	37	37	88	88	88	88	88	88	88	40	16	88	88
19	6	19	37	37	37	88	88	88	88	88	88	88	88	88	88	37	19	19	19	19	19	88	88	37	37	
37	7	37	40	40	40	40	40	40	40	40	40	40	40	19	19	11	37	40	40	40	19	37	16	19		
40	8	40	69	125	125	125	125	125	125	125	19	19	19	19	11	11	69	40	37	37	37	37	19	19	16	
69	9	69	25	69	11	11	11	25	25	25	125	125	125	11	69	69	33	27	27	27	27	27	27	27	27	
11	10	11	11	11	25	25	25	11	11	19	11	11	11	125	33	33	37	69	69	69	11	69	33	33		
27	11	27	125	25	69	19	19	19	19	11	69	69	69	69	40	40	40	11	11	11	69	33	69	69		
125	12	125	19	19	19	69	69	69	69	69	27	27	27	27	27	27	27	33	33	33	33	11	11	11		
25	13	25	33	33	27	27	27	27	27	27	33	33	33	33	23	23	23	23	23	23	23	23	23	23		
33	14	33	27	27	33	33	33	33	33	33	23	23	23	23												
23	15	23	23	23	23	23	23	23	23	23																





Circuito de Madrid Jarama - RACE
 Iberian Supercars (CPV)
 Race - 2
 Cuentavueltas Gráfico





Circuito de Madrid Jarama - RACE

Iberian Supercars (CPV)

Race - 2

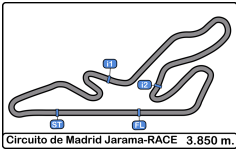
Tiempos Parada en Pit

Circuito de Madrid Jarama-RACE 3.850 m.



Ord	Nr.	In Day Time	Team	Driver - 1	Driver - 2	Vehicle	Cat	In Time	Stop Nº	Pit Time	Handicap	Diff.
1	40	16:28:04.903	RACE	Borja Hormigos	<u>Héctor Hernández</u>	BMW M4 GT4	GT4 B	20:53.503	1	2:08.540	2:05	
2	125	16:28:27.046	Simon Moore	Tomás Pinto	<u>Simon Moore</u>	Ginetta G50	GTX	21:15.646	1	2:07.447	2:03	
3	27	16:28:42.478	SMC Motorsport	Rafael Muncharaz		McLaren 570S GT4	GT4 A	21:31.078	1	2:04.053	2:00	
4	37	16:31:22.615	Tockwith Motorsports	Henrique Cruz	<u>Jemma Moore</u>	Ginetta G55	GTX	24:11.215	1	2:16.793	2:10	
5	23	16:31:41.866	Filipe Matias	Filipe Matias		Ginetta G40	TC	24:30.466	1	2:13.690	2:10	
6	48	16:32:37.777	Motor Club Sabadell	Salvador Tineo	<u>Luis Gonzalez</u>	Mercedes AMG GT4	GT4 P	25:26.377	1	2:05.907	2:05	
7	16	16:32:53.344	Orlando Batina	Sérgio Azevedo	<u>Orlando Batina</u>	BMW M4 GT4	GT4 P	25:41.944	1	2:03.773	2:00	
8	88	16:33:07.283	NM Racing Team	Keith Gatehouse	<u>Igor Sorokin</u>	Mercedes AMG GT4	GT4 A	25:55.883	1	2:13.403	2:10	
9	19	16:33:17.652	Promotion Motorsport	J.M Smörg	<u>Javier Macias</u>	BMW M4 GT4	GT4 A	26:06.252	1	2:03.473	2:05	-1.527
10	11	16:33:39.788	RX Pro Racing	Pedro Herraiz	<u>Samuel Gomez</u>	Hyundai i30 TCR	TCR	26:28.388	1	2:41.479	2:10	
11	69	16:34:03.031	Marcus Fothergill	Dave Benett	<u>Marcus Fothergill</u>	Porsche 911 Cup	Cup	26:51.631	1	2:13.462	2:05	
12	36	16:34:04.069	NM Racing Team	Guillermo Aso	<u>Filip Vava-Atanackovic</u>	Mercedes AMG GT4	GT4 P	26:52.669	1	2:04.931	2:03	
13	33	16:34:17.695	Monteiros Competição	Rui Miritta		Porsche 911 Cup	Cup	27:06.295	1	2:16.197	2:10	
14	115	16:34:20.895	NM Racing Team	Alberto de Martín	<u>Nil Montserrat</u>	Mercedes AMG GT4	GT4 B	27:09.495	1	2:13.387	2:10	
15	19	16:49:25.730	Promotion Motorsport	J.M Smörg	<u>Javier Macias</u>	BMW M4 GT4	GT4 A	42:14.330	2	29.578	2:05	-35.422





Circuito de Madrid Jarama - RACE

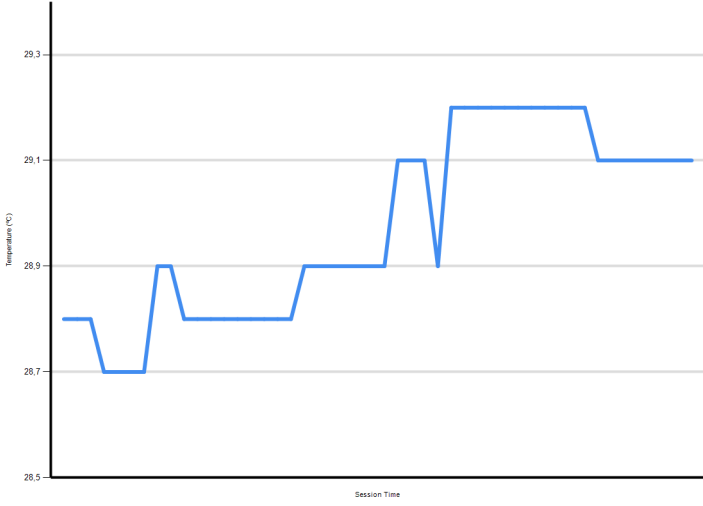
Iberian Supercars (CPV)

Race - 2

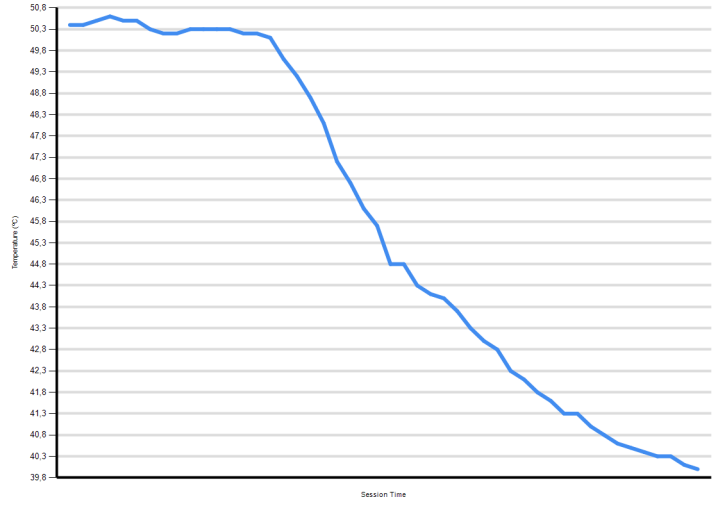
Informe Meteorológico



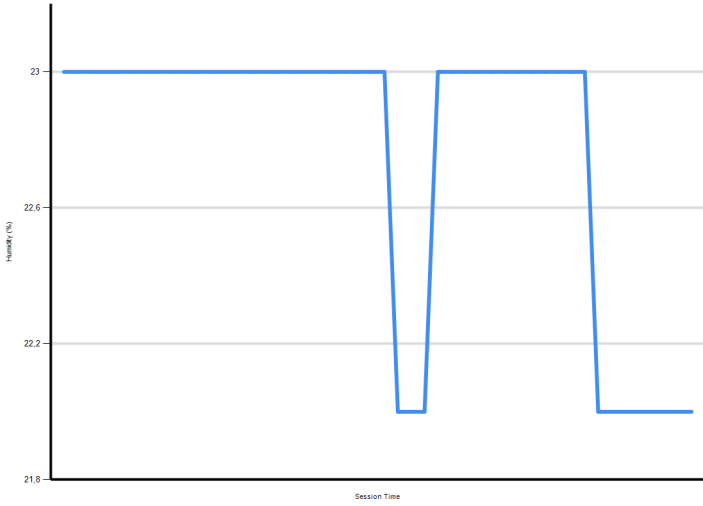
Air Temperature




Track Temperature



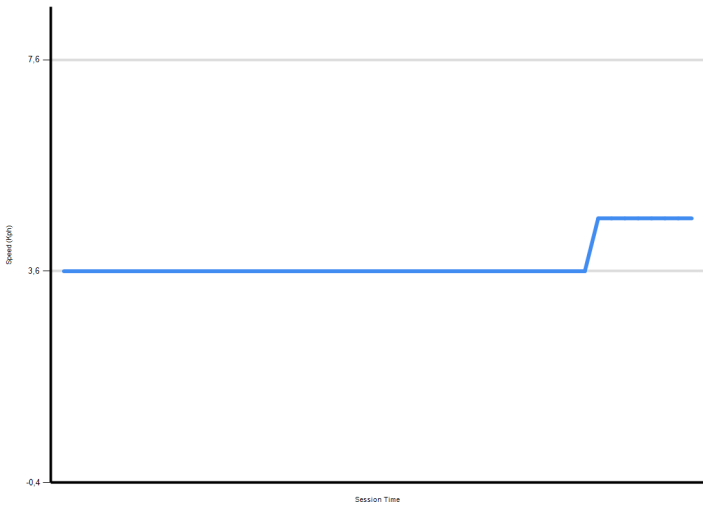
Humidity



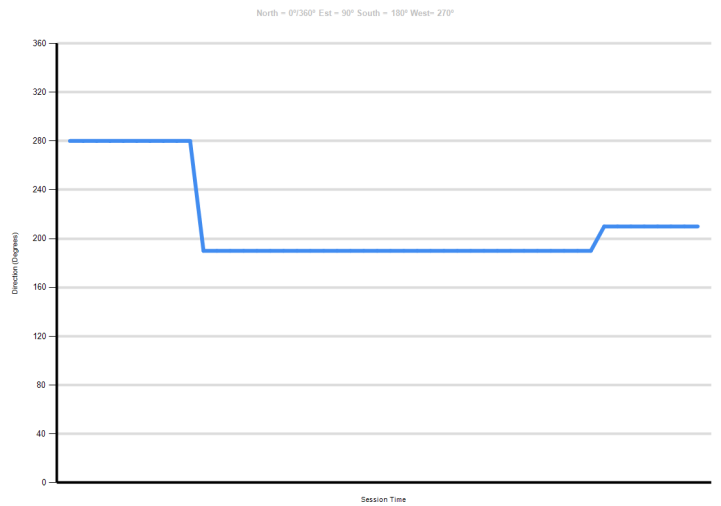
Pressure

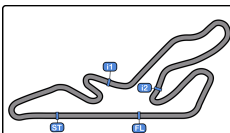


Wind Speed



Wind direction





Circuito de Madrid Jarama - RACE

Iberian Supercars (CPV)

Race - 2

Resultados Finales



Circuito de Madrid Jarama-RACE 3.850 m.

Cls	Nº	Team	Driver - 1	Driver - 2	Vehicle	Cat	Cl	Laps	Total Time	Gap	Interval	Km/h	Best	Time	Km/h
1	36	NM Racing Team	Guillermo Aso	<u>Filip Vava-Atanackovic</u>	Mercedes AMG GT4	GT4 Pro	1	23	45:05.771			117.8	2	1:39.308	139.5
2	48	Motor Club Sabadell	Salvador Tineo	<u>Luis Gonzalez</u>	Mercedes AMG GT4	GT4 Pro	2	23	45:06.797	1.026	1.026	117.7	3	1:40.532	137.8
3	40	RACE	Borja Hormigos	<u>Héctor Hernández</u>	BMW M4 GT4	GT4 Bronz	1	23	45:30.930	25.159	24.133	116.7	5	1:42.615	135.0
4	115	NM Racing Team	Alberto de Martín	<u>Nil Montserrat</u>	Mercedes AMG GT4	GT4 Bronz	1	23	45:32.906	27.135	1.976	116.6	8	1:40.343	138.1
5	88	NM Racing Team	Keith Gatehouse	<u>Igor Sorokin</u>	Mercedes AMG GT4	GT4 Am	1	23	45:42.553	36.782	9.647	116.2	8	1:42.763	134.8
6	37	Tockwith Motorsports	Henrique Cruz	<u>Jemma Moore</u>	Ginetta G55	GTX	1	23	45:48.875	43.104	6.322	115.9	5	1:42.326	135.4
7	19	Promotion Motorsport	J.M Smörg	<u>Javier Macias</u>	BMW M4 GT4	GT4 Am	2	23	46:17.230	1:11.459	28.355	114.7	13	1:41.970	135.9
8	16*	Orlando Batina	Sérgio Azevedo	<u>Orlando Batina</u>	BMW M4 GT4	GT4 Pro	3	23	46:59.119	1:53.348	41.889	113.0	3	1:40.627	137.7
9	27	SMC Motorsport	Rafael Muncharaz		McLaren 570S GT4	GT4 Am	3	22	45:28.432	1 Vta.	1 Vta.	111.7	5	1:45.361	131.5
10	33	Monteiros Competição	Rui Miritta		Porsche 911 Cup	Cup	1	22	45:40.459	1 Vta.	12.027	111.2	22	1:44.830	132.2
11	69	Marcus Fothergill	Dave Benett	<u>Marcus Fothergill</u>	Porsche 911 Cup	Cup	2	22	45:56.407	1 Vta.	15.948	110.6	12	1:45.646	131.1
12	11	RX Pro Racing	Pedro Herraiz	<u>Samuel Gomez</u>	Hyundai i30 TCR	TCR	1	22	45:58.062	1 Vta.	1.655	110.5	4	1:43.001	134.5
13	23	Filipe Matias	Filipe Matias		Ginetta G40	TC	1	20	46:32.642	3 Vtas.	2 Vtas.	99.2	4	1:59.183	116.2
Not classified: (Requirements: 75% of number laps of leader = 18 Laps)															
	125	Simon Moore	Tomás Pinto	<u>Simon Moore</u>	Ginetta G50	GTX	2	12	21:18.333	11 Vtas.	8 Vtas.	130.1	7	1:43.435	133.9
	25	Steve Kirton	Steve Kirton	<u>Jonathan Elsworth</u>	Ginetta G55	GTX	3	8	14:06.886	15 Vtas.	4 Vtas.	130.9	5	1:43.080	134.4

Vta. Rápida Aso - Vava-Atanackovic en 1:39.308 a 139.5 Km/h en la vta. 2

* PENALTIES

Number #16 - 34" seconds penalty (delayed drive through) due causing a collision - Art.13.2D PEV

Published at:.....

Track Temp: 40.0 °C Air Temp: 29.1 °C Humidity: 22 % Track Status: SECA

Stewards:	Mário MANSO	Jerónimo CUERVA	David VICENTE	Timekeeper:  Maria.Jesús GAMAZO
	CD-PT24/0047	CD-0819-ESP/M	CD-0680-ESP/M	

