



XXXI Campeonato RACE de Turismos

2ª Prueba

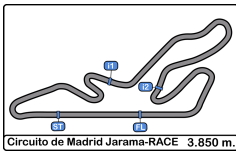
Circuito de Madrid Jarama-RACE

1 de junio de 2024

Results booklet



Provided by Cronococa S.L.
www.cronococa.com



Circuito de Madrid Jarama - RACE
Campeonato RACE Turismos
Entrenamiento Libre
Resultados Provisionales



Clas	Nº	Piloto	Concursante	Vehiculo	Cat	Clas	N.V.	V.R.	Tiempo	Dif 1º	Dif Ant.	Km/h
1	29	Gian Maria Traversone	RGB RACING TEAM	PORSCHE 911 GT3 992	9	1	11	10	1:37.981			141.4
2	26	Samuel Gómez Gómez	RX PRO RACING	HYUNDAI I30 CR	8	1	11	9	1:44.063	6.082	6.082	133.1
3	5	Plazio - Plazio	ULTIMA VUELTA	LIGIER JS2R	9	2	11	6	1:44.417	6.436	0.354	132.7
4	27	Daniel García Balboa	RGB RACING TEAM	PORSCHE 991 - 2 GT3 CUP	9	3	11	8	1:44.712	6.731	0.295	132.3
5	3	Samuel Pineda Sánchez	ESC. LA CORUÑA	LIGIER JS2R	9	4	9	8	1:45.296	7.315	0.584	131.6
6	33	J. Francisco Gasteñaga Martínez	RX PRO RACING	CUPRA TCR-SEC	8	2	12	10	1:45.884	7.903	0.588	130.8
7	47	Enric Roig Roldan	TBA	HONDA CIVIC	9	5	3	3	1:47.699	9.718	1.815	128.6
8	50	Juan Carlos Esteban García	AD DESGUACES LA TORRE	PEUGEOT 308 RACING CUP	7	1	12	6	1:48.299	10.318	0.600	127.9
9	8	Sergi Morera Hernandez	RASANTE SPORT	PEUGEOT 308 RACING CUP	7	2	9	5	1:51.488	13.507	3.189	124.3
10	54	Iván Hernández González	ESC. LA CORUÑA	RENAULT CLIO V	5	1	3	3	1:53.262	15.281	1.774	122.3
11	49	Luis Lopez Anos	REAL AUTO. CLUB CIRCUITO GUADALUPE	PORSCHE 968 CS	CLAS-LEG	1	9	5	1:54.559	16.578	1.297	120.9
12	52	Rosendo De Augusto Ibañes	CD QUINTANO SPORT	BMW E36	7	3	6	5	1:56.852	18.871	2.293	118.6
13	25	Héctor Peiro Carrasco	CERRO NEGRO	HONDA CIVIC	3	1	4	3	1:57.535	19.554	0.683	117.9
14	53	Diego Blanco Torreçilla	CLUB JARAMA SPORT	PORSCHE 928	7	4	3	3	1:59.071	21.090	1.536	116.4
15	51	Luis Barroso Catalina	EFICAR TEAM	HONDA CIVIC 1.6	3	2	5	4	1:59.258	21.277	0.187	116.2
16	7	Jaime Cela Talavera	RASANTE SPORT	CITROEN SAXO 16V	3	3	8	7	1:59.977	21.996	0.719	115.5
17	12	José L. Crespillo Calderón	ESCUADERIA CENTRO	PEUGEOT 207 THP	3	4	7	4	2:00.502	22.521	0.525	115.0
18	4	Emilio J. López González	CERRO NEGRO	HYUNDAI GETZ	3	5	8	5	2:01.860	23.879	1.358	113.7
19	46	Claudia Sánchez Díaz	PARADINAS MOTORSPORT	BMW E36	END1-2	1	8	6	2:02.593	24.612	0.733	113.0
20	6	Sergio Cabal Díez	RASANTE SPORT	RENAULT CLIO V	5	2	2	2	2:02.899	24.918	0.306	112.7
21	20	Martinez Pérez - Martinez Pérez	TIERRAS DE CASTILLA	CITROEN SAXO	2	1	8	7	2:05.901	27.920	3.002	110.0
22	19	Jesus S. Escolar Alvarez	EFICAR TEAM	BMW 325	END1-2	2	5	4	2:06.055	28.074	0.154	109.9
23	15	Julián Alonso Sebastián	ULTIMA VUELTA	CITROEN SAXO	2	2	11	6	2:06.100	28.119	0.045	109.9
24	14	Pablo Choclan Mendez	EFICAR TEAM	SEAT LEON MK1	5	3	3	2	2:06.188	28.207	0.088	109.8
25	9	Mario Torregrosa Rincón	ULTIMA VUELTA	SUZUKI SWIFT	2	3	11	10	2:06.475	28.494	0.287	109.5
26	24	Ángel J. Sobrino De Toro	CERRO NEGRO	FIAT PUNTO JTD	3	6	7	5	2:07.569	29.588	1.094	108.6
27	21	Jorge Martínez García	TIERRAS DE CASTILLA	CITROEN SAXO	2	4	7	6	2:08.349	30.368	0.780	107.9
28	22	Jose Ayala Oliver	CERRO NEGRO	FIAT PUNTO HGT 1.8	3	7	4	3	2:08.377	30.396	0.028	107.9
29	17	Victor Garrido González	JARAMA SPORT	SUZUKI SWIFT CUP	2	5	9	8	2:09.123	31.142	0.746	107.3
30	10	Eloy Íñigo Varas	ESCUADERIA CENTRO	SEAT LEON COPA MK1	5	4	5	4	2:09.228	31.247	0.105	107.2
31	18	Enrique Muñoz Berrón	ESCUADERIA LEMANS	HYUNDAI GETZ	3	8	4	4	2:09.246	31.265	0.018	107.2
32	48	Juan Carlos Zorrilla Hierro	AECD	PORSCHE 968 CLUB SPORT	CLAS-LEG	2	4	4	3:01.288	1:23.307	52.042	76.4

Publicada a las:.....

Temp. Pista: **26.6 °C** Temp. Aire: **15.8 °C** Humedad: **48 %** Estado Pista: **SECA**

Director de Carrera:

Fco. Javier SOLER

DC-0502-ESP/M

Cronometrador:


 María Jesús GAMAZO
 JOB-0499-ESP/M





Circuito de Madrid Jarama - RACE
Campeonato RACE Turismos
Entrenamiento Libre
Resultados Provisionales por Categoría



Campeonato RACE Clase 2

Clas	Nº	Piloto	Concursante	Vehiculo	Cat	Clas	N.V.	V.R.	Tiempo	Dif 1º	Dif Ant.	Km/h
1	20	Martínez Pérez - Martínez Pérez	TIERRAS DE CASTILLA	CITROEN SAXO	2	1	8	7	2:05.901			110.0
2	15	Julián Alonso Sebastián	ULTIMA VUELTA	CITROEN SAXO	2	2	11	6	2:06.100	0.199	0.199	109.9
3	9	Mario Torregrosa Rincón	ULTIMA VUELTA	SUZUKI SWIFT	2	3	11	10	2:06.475	0.574	0.375	109.5
4	21	Jorge Martínez García	TIERRAS DE CASTILLA	CITROEN SAXO	2	4	7	6	2:08.349	2.448	1.874	107.9
5	17	Victor Garrido González	JARAMA SPORT	SUZUKI SWIFT CUP	2	5	9	8	2:09.123	3.222	0.774	107.3

Campeonato RACE Clase 3

Clas	Nº	Piloto	Concursante	Vehiculo	Cat	Clas	N.V.	V.R.	Tiempo	Dif 1º	Dif Ant.	Km/h
1	25	Héctor Peiro Carrasco	CERRO NEGRO	HONDA CIVIC	3	1	4	3	1:57.535			117.9
2	51	Luis Barroso Catalina	EFICAR TEAM	HONDA CIVIC 1.6	3	2	5	4	1:59.258	1.723	1.723	116.2
3	7	Jaime Cela Talavera	RASANTE SPORT	CITROEN SAXO 16V	3	3	8	7	1:59.977	2.442	0.719	115.5
4	12	José L. Crespillo Calderón	ESCUDERÍA CENTRO	PEUGEOT 207 THP	3	4	7	4	2:00.502	2.967	0.525	115.0
5	4	Emilio J. López González	CERRO NEGRO	HYUNDAI GETZ	3	5	8	5	2:01.860	4.325	1.358	113.7
6	24	Ángel J. Sobrino De Toro	CERRO NEGRO	FIAT PUNTO JTD	3	6	7	5	2:07.569	10.034	5.709	108.6
7	22	Jose Ayala Oliver	CERRO NEGRO	FIAT PUNTO HGT 1.8	3	7	4	3	2:08.377	10.842	0.808	107.9
8	18	Enrique Muñoz Berrón	ESCUDERIA LEMANS	HYUNDAI GETZ	3	8	4	4	2:09.246	11.711	0.869	107.2

Campeonato RACE Clase 5

Clas	Nº	Piloto	Concursante	Vehiculo	Cat	Clas	N.V.	V.R.	Tiempo	Dif 1º	Dif Ant.	Km/h
1	54	Iván Hernández González	ESC. LA CORUÑA	RENAULT CLIO V	5	1	3	3	1:53.262			122.3
2	6	Sergio Cabal Díez	RASANTE SPORT	RENAULT CLIO V	5	2	2	2	2:02.899	9.637	9.637	112.7
3	14	Pablo Choclan Mendez	EFICAR TEAM	SEAT LEON MK1	5	3	3	2	2:06.188	12.926	3.289	109.8
4	10	Eloy Íñigo Varas	ESCUDERÍA CENTRO	SEAT LEON COPA MK1	5	4	5	4	2:09.228	15.966	3.040	107.2

Campeonato RACE Clase 7

Clas	Nº	Piloto	Concursante	Vehiculo	Cat	Clas	N.V.	V.R.	Tiempo	Dif 1º	Dif Ant.	Km/h
1	50	Juan Carlos Esteban García	AD DESGUACES LA TORRE	PEUGEOT 308 RACING CUP	7	1	12	6	1:48.299			127.9
2	8	Sergi Morera Hernandez	RASANTE SPORT	PEUGEOT 308 RACING CUP	7	2	9	5	1:51.488	3.189	3.189	124.3
3	52	Rosendo De Augusto Ibañes	CD QUINTANO SPORT	BMW E36	7	3	6	5	1:56.852	8.553	5.364	118.6
4	53	Diego Blanco Torrecilla	CLUB JARAMA SPORT	PORSCHE 928	7	4	3	3	1:59.071	10.772	2.219	116.4

Campeonato RACE Clase 8

Clas	Nº	Piloto	Concursante	Vehiculo	Cat	Clas	N.V.	V.R.	Tiempo	Dif 1º	Dif Ant.	Km/h
1	26	Samuel Gómez Gómez	RX PRO RACING	HYUNDAI I30 CR	8	1	11	9	1:44.063			133.1
2	33	J. Francisco Gastálaga Martínez	RX PRO RACING	CUPRA TCR-SEC	8	2	12	10	1:45.884	1.821	1.821	130.8

Campeonato RACE Clase 9

Clas	Nº	Piloto	Concursante	Vehiculo	Cat	Clas	N.V.	V.R.	Tiempo	Dif 1º	Dif Ant.	Km/h
1	29	Gian Maria Traversone	RGB RACING TEAM	PORSCHE 911 GT3 992	9	1	11	10	1:37.981			141.4
2	5	Plazio - Plazio	ULTIMA VUELTA	LIGIER JS2R	9	2	11	6	1:44.417	6.436	6.436	132.7
3	27	Daniel García Balboa	RGB RACING TEAM	PORSCHE 991 - 2 GT3 CUP	9	3	11	8	1:44.712	6.731	0.295	132.3
4	3	Samuel Pineda Sánchez	ESC. LA CORUÑA	LIGIER JS2R	9	4	9	8	1:45.296	7.315	0.584	131.6
5	47	Enric Roig Roldan	TBA	HONDA CIVIC	9	5	3	3	1:47.699	9.718	2.403	128.6

END1-2

Clas	Nº	Piloto	Concursante	Vehiculo	Cat	Clas	N.V.	V.R.	Tiempo	Dif 1º	Dif Ant.	Km/h
1	46	Claudia Sánchez Díaz	PARADINAS MOTORSPORT	BMW E36	END1-2	1	8	6	2:02.593			113.0
2	19	Jesus S. Escolar Alvarez	EFICAR TEAM	BMW 325	END1-2	2	5	4	2:06.055	3.462	3.462	109.9

CLAS-LEG

Clas	Nº	Piloto	Concursante	Vehiculo	Cat	Clas	N.V.	V.R.	Tiempo	Dif 1º	Dif Ant.	Km/h
1	49	Luis Lopez Anos	REAL AUTO. CLUB CIRCUITO GUADALUPE	PORSCHE 968 CS	CLAS-LEG	1	9	5	1:54.559			120.9
2	48	Juan Carlos Zorrilla Hierro	AECD	PORSCHE 968 CLUB SPORT	CLAS-LEG	2	4	4	3:01.288	1:06.729	1:06.729	76.4

Publicada a las:.....

Temp. Pista: **26.6 °C** Temp. Aire: **15.8 °C** Humedad: **48 %** Estado Pista: **SECA**

<p>Director de Carrera: Fco. Javier SOLER DC-0502-ESP/M</p>	<p>Cronometrador:  María Jesús GAMAZO JOB-0499-ESP/M</p>
--	---





Circuito de Madrid Jarama - RACE
Campeonato RACE Turismos
Entrenamiento Libre
Tiempos Por Vuelta



3 Samuel Pineda Sánchez **LIGIER JS2R** **8** Sergi Morera Hernandez **PEUGEOT 308 RACING CUP**
 9 ESC. LA CORUÑA 7 RASANTE SPORT

Vta.	D	Tiempo	Sector 1	Sector 2	Sector 3	V. Max.	Elapsed	Vta.	D	Tiempo	Sector 1	Sector 2	Sector 3	V. Max.	Elapsed
1		10:02:58.657	10:01:41.388	44.176	33.093	69.6	10:02:58.657	1		10:03:46.467	10:02:17.122	50.155	39.190	77.6	10:03:46.467
2		1:53.453	45.134	37.713	30.606	170.6	10:04:52.110	2		2:26.455	58.020	49.815	38.620	124.1	10:06:12.922
3		1:49.490	41.937	36.551	31.002	197.8	10:06:41.600	3		2:05.230	50.888	40.336	34.006	135.6	10:08:18.152
4		1:51.892	43.809	37.341	30.742	169.0	10:08:33.492	4		1:55.777	47.041	37.422	31.314	204.5	10:10:13.929
5		2:10.060 P	44.203	41.950	43.907	182.4	10:10:43.552	5		1:51.488	42.427	37.841	31.220	208.8	10:12:05.417
6		7:02.517	5:54.596	36.889	31.032	99.8	10:17:46.069	6		2:23.260	43.257	1:01.044	38.959	216.8	10:14:28.677
7		1:47.135	41.190	35.809	30.136	204.1	10:19:33.204	7		2:06.478	53.720	40.713	32.045	156.2	10:16:35.155
8		1:45.296	40.935	35.017	29.344	210.9	10:21:18.500	8		1:54.511	44.114	39.163	31.234	201.4	10:18:29.666
9		2:15.557 P	42.876	40.400	52.281	201.8	10:23:34.057	9		2:03.942 P	45.106	38.132	40.704	205.7	10:20:33.608

4 Emilio J. López González **HYUNDAI GETZ** **9** Mario Torregrosa Rincón **SUZUKI SWIFT**
 3 CERRO NEGRO 2 ULTIMA VUELTA

Vta.	D	Tiempo	Sector 1	Sector 2	Sector 3	V. Max.	Elapsed	Vta.	D	Tiempo	Sector 1	Sector 2	Sector 3	V. Max.	Elapsed
1		10:03:59.931	10:02:26.109	54.051	39.771	61.0	10:03:59.931	1		10:02:18.713	10:00:58.258	44.852	35.603	79.7	10:02:18.713
2		2:12.616	53.218	43.779	35.619	152.1	10:06:12.547	2		2:07.809	48.601	44.030	35.178	165.6	10:04:26.522
3		2:13.841 P	47.839	42.559	43.443	169.5	10:08:26.388	3		2:11.283	50.355	44.490	36.438	159.2	10:06:37.805
4		4:23.367	3:07.715	41.667	33.985	76.9	10:12:49.755	4		2:09.711	49.339	44.938	35.434	169.2	10:08:47.516
5		2:01.860	46.337	41.478	34.045	188.8	10:14:51.615	5		2:06.546	47.883	42.983	35.680	170.6	10:10:54.062
6		2:30.059	55.797	57.863	36.399	187.5	10:17:21.674	6		2:07.647	48.693	43.517	35.437	170.0	10:13:01.709
7		2:42.357	1:03.568	53.543	45.246	113.8	10:20:04.031	7		2:07.430	47.634	44.522	35.274	170.3	10:15:09.139
8		2:45.851 P	1:00.097	55.045	50.709	118.4	10:22:49.882	8		2:08.902	49.529	44.356	35.017	167.7	10:17:18.041
9								9		2:08.457	48.320	43.624	36.513	169.2	10:19:26.498
10								10		2:06.475	48.098	43.548	34.829	166.4	10:21:32.973
11								11		2:44.518 P	54.286	55.368	54.864	138.9	10:24:17.491

5 Plazio - Plazio **LIGIER JS2R** **10** Eloy Íñigo Varas **SEAT LEON COPA MK1**
 9 ULTIMA VUELTA 5 ESCUDERÍA CENTRO

Vta.	D	Tiempo	Sector 1	Sector 2	Sector 3	V. Max.	Elapsed	Vta.	D	Tiempo	Sector 1	Sector 2	Sector 3	V. Max.	Elapsed
1		10:02:34.569	10:01:16.261	44.103	34.205	67.4	10:02:34.569	1		10:04:03.330	10:02:15.664	1:03.327	44.339	50.6	10:04:03.330
2		1:58.959	47.989	38.773	32.197	175.6	10:04:33.528	2		2:34.966	1:00.128	55.176	39.662	110.6	10:06:38.296
3		1:54.703	43.853	40.293	30.557	196.7	10:06:28.231	3		2:20.210	54.947	45.465	39.798	141.3	10:08:58.506
4		1:50.370	41.513	36.318	32.539	215.5	10:08:18.601	4		2:09.228	50.367	42.222	36.639	139.8	10:11:07.734
5		1:47.982	42.855	35.524	29.603	162.4	10:10:06.583	5		2:31.014 P	55.751	48.931	46.332	128.1	10:13:38.748
6		1:44.417	40.271	34.915	29.231	223.1	10:11:51.000	12							
7		2:12.858 P	45.797	44.592	42.469	183.9	10:14:03.858								
8		3:47.380	2:39.578	35.069	32.733	110.6	10:17:51.238								
9		1:48.543	42.924	36.168	29.451	185.2	10:19:39.781								
10		1:46.492	40.436	36.217	29.839	220.4	10:21:26.273								
11		2:21.305 P	47.224	40.610	53.471	162.8	10:23:47.578								

6 Sergio Cabal Díez **RENAULT CLIO V** **12** José L. Crespillo Calderón **PEUGEOT 207 THP**
 5 RASANTE SPORT 3 ESCUDERÍA CENTRO

Vta.	D	Tiempo	Sector 1	Sector 2	Sector 3	V. Max.	Elapsed	Vta.	D	Tiempo	Sector 1	Sector 2	Sector 3	V. Max.	Elapsed
1		10:09:15.593	10:07:57.641	43.382	34.570	89.9	10:09:15.593	1		10:02:31.779	10:01:10.542	44.746	36.491	63.9	10:02:31.779
2		2:02.899	46.921	41.919	34.059	155.3	10:11:18.492	2		2:04.537	47.197	41.369	35.971	173.9	10:04:36.316
3			54.692	46.628		159.0		3		2:03.076	46.748	40.789	35.539	177.3	10:06:39.392
4								4		2:00.502	45.721	41.223	33.558	177.3	10:08:39.894
5								5		2:04.688	45.819	44.499	34.370	188.8	10:10:44.582
6								6		2:00.786	45.957	40.397	34.432	177.6	10:12:45.368
7								7		2:11.392 P	45.691	40.619	45.082	177.3	10:14:56.760

7 Jaime Cela Talavera **CITROEN SAXO 16V** **14** Pablo Choclan Mendez **SEAT LEON MK1**
 3 RASANTE SPORT 5 EFICAR TEAM

Vta.	D	Tiempo	Sector 1	Sector 2	Sector 3	V. Max.	Elapsed	Vta.	D	Tiempo	Sector 1	Sector 2	Sector 3	V. Max.	Elapsed
1		10:07:55.003	10:06:24.783	50.215	40.005	75.5	10:07:55.003	1		10:03:02.027	10:01:33.465	50.039	38.523	65.9	10:03:02.027
2		2:17.495	54.685	45.596	37.214	131.5	10:10:12.498	2		2:06.188	50.246	42.096	33.846	150.6	10:05:08.215
3		2:10.143	51.228	42.812	36.103	156.7	10:12:22.641	3		2:15.823 P	46.738	40.833	48.252	161.6	10:07:24.038
4		2:08.513	48.409	45.258	34.846	176.4	10:14:31.154								
5		2:01.985	47.580	40.884	33.521	177.3	10:16:33.139								
6		2:01.895	47.711	40.523	33.661	185.5	10:18:35.034								
7		1:59.977	45.617	40.659	33.701	192.5	10:20:35.011								
8		2:49.993 P	56.108	59.484	54.401	138.2	10:23:25.004								





Circuito de Madrid Jarama - RACE
Campeonato RACE Turismos
Entrenamiento Libre
Tiempos Por Vuelta



15 Julián Alonso Sebastián CITROEN SAXO **21** Jorge Martínez García CITROEN SAXO
 2 ULTIMA VUELTA 2 TIERRAS DE CASTILLA

Vta.	D	Tiempo	Sector 1	Sector 2	Sector 3	V. Max.	Elapsed	Vta.	D	Tiempo	Sector 1	Sector 2	Sector 3	V. Max.	Elapsed
1		10:02:19.555	10:00:59.046	44.719	35.790	83.2	10:02:19.555	1		10:02:32.591	10:01:09.375	45.107	38.109	65.0	10:02:32.591
2		2:07.512	48.867	43.369	35.276	176.1	10:04:27.067	2		2:10.142	50.063	44.086	35.993	177.6	10:04:42.733
3		2:07.679	48.330	43.936	35.413	179.7	10:06:34.746	3		2:08.364	49.122	43.273	35.969	175.6	10:06:51.097
4		2:07.247	48.522	43.542	35.183	176.7	10:08:41.993	4		2:19.459 P	49.308	43.026	47.125	175.8	10:09:10.556
5		2:09.180	48.684	44.790	35.706	176.7	10:10:51.173	5		7:34.634	6:15.153	43.400	36.081	90.9	10:16:45.190
6		2:06.100	48.440	42.481	35.179	176.1	10:12:57.273	6		2:08.349	49.179	43.148	36.022	176.4	10:18:53.539
7		2:15.451	48.419	51.645	35.387	175.6	10:15:12.724	7		2:18.868 P	49.092	43.337	46.439	176.7	10:21:12.407
8		2:09.101	49.764	44.078	35.259	177.6	10:17:21.825	22 Jose Ayala Oliver FIAT PUNTO HGT 1.8							
9		2:06.919	48.276	43.157	35.486	176.1	10:19:28.744	3 CERRO NEGRO							
10		2:07.877	48.534	43.131	36.212	178.2	10:21:36.621	Vta.	D	Tiempo	Sector 1	Sector 2	Sector 3	V. Max.	Elapsed
11		2:45.177 P	57.356	52.434	55.387	131.5	10:24:21.798	1		10:10:53.639	10:09:24.738	50.210	38.691	70.2	10:10:53.639

17 Víctor Garrido González SUZUKI SWIFT CUP
 2 JARAMA SPORT

Vta.	D	Tiempo	Sector 1	Sector 2	Sector 3	V. Max.	Elapsed	Vta.	D	Tiempo	Sector 1	Sector 2	Sector 3	V. Max.	Elapsed
1		10:02:49.081	10:01:21.254	49.089	38.738	77.4	10:02:49.081	1		10:10:53.639	10:09:24.738	50.210	38.691	70.2	10:10:53.639
2		2:11.301	50.112	44.523	36.666	161.6	10:05:00.382	2		2:09.478	48.368	43.674	37.436	164.3	10:13:03.117
3		2:35.518 P	52.565	51.800	51.153	162.6	10:07:35.900	3		2:08.377	48.038	44.222	36.117	179.4	10:15:11.494
4		3:37.582	2:15.704	44.079	37.799	79.9	10:11:13.482	4		2:18.083 P	49.227	43.533	45.323	172.8	10:17:29.577
5		2:13.528	50.354	46.371	36.803	165.3	10:13:27.010	24 Ángel J. Sobrino De Toro FIAT PUNTO JTD							
6		2:09.234	49.143	44.243	35.848	168.2	10:15:36.244	3 CERRO NEGRO							
7		2:12.690	49.216	46.681	36.793	165.3	10:17:48.934	Vta.	D	Tiempo	Sector 1	Sector 2	Sector 3	V. Max.	Elapsed
8		2:09.123	49.461	43.662	36.000	167.9	10:19:58.057	1		10:06:45.404	10:05:05.158	55.592	44.654	56.4	10:06:45.404
9		2:42.095 P	49.082	55.714	57.299	166.1	10:22:40.152	2		2:21.276	56.078	46.691	38.507	129.4	10:09:06.680

18 Enrique Muñoz Berrón HYUNDAI GETZ
 3 ESCUDERIA LEMANS

Vta.	D	Tiempo	Sector 1	Sector 2	Sector 3	V. Max.	Elapsed	Vta.	D	Tiempo	Sector 1	Sector 2	Sector 3	V. Max.	Elapsed
1		10:04:25.209	10:02:58.434	48.865	37.910	77.6	10:04:25.209	1		10:07:33.997	10:05:57.202	57.301	39.494	58.0	10:07:33.997
2		2:13.965	51.782	45.416	36.767	156.5	10:06:39.174	2		2:10.351	53.112	44.079	33.160	122.5	10:09:44.348
3		2:11.238	51.378	44.309	35.551	156.9	10:08:50.412	3		1:57.535	45.698	39.728	32.109	171.1	10:11:41.883
4		2:09.246	50.123	42.705	36.418	173.6	10:10:59.658	4		2:28.924 P	45.427	51.511	51.986	169.2	10:14:10.807

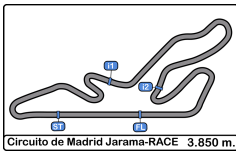
19 Jesus S. Escolar Alvarez BMW 325
 END1-2 EFICAR TEAM

Vta.	D	Tiempo	Sector 1	Sector 2	Sector 3	V. Max.	Elapsed	Vta.	D	Tiempo	Sector 1	Sector 2	Sector 3	V. Max.	Elapsed
1		10:05:19.241	10:03:54.705	47.740	36.796	69.1	10:05:19.241	1		10:07:33.997	10:05:57.202	57.301	39.494	58.0	10:07:33.997
2		2:07.233	48.687	42.709	35.837	166.1	10:07:26.474	2		2:10.351	53.112	44.079	33.160	122.5	10:09:44.348
3		2:06.887	48.640	42.333	35.914	179.1	10:09:33.361	3		1:57.535	45.698	39.728	32.109	171.1	10:11:41.883
4		2:06.055	47.517	43.917	34.621	186.8	10:11:39.416	4		2:28.924 P	45.427	51.511	51.986	169.2	10:14:10.807
5		2:32.803 P	47.430	53.541	51.832	184.3	10:14:12.219	25 Héctor Peiro Carrasco HONDA CIVIC							

20 Martínez Pérez - Martínez Pérez CITROEN SAXO
 2 TIERRAS DE CASTILLA

Vta.	D	Tiempo	Sector 1	Sector 2	Sector 3	V. Max.	Elapsed	Vta.	D	Tiempo	Sector 1	Sector 2	Sector 3	V. Max.	Elapsed
1		10:03:50.169	10:02:15.398	56.274	38.497	68.7	10:03:50.169	1		10:02:27.311	10:01:11.397	41.628	34.286	76.0	10:02:27.311
2		2:15.556	53.409	45.325	36.822	142.1	10:06:05.725	2		1:52.828	45.025	37.268	30.535	187.1	10:04:20.139
3		2:13.708	50.885	44.984	37.839	156.2	10:08:19.433	3		1:47.947	41.061	36.583	30.303	219.0	10:06:08.086
4		2:22.707 P	51.792	44.929	45.986	151.0	10:10:42.140	4		1:46.129	41.045	35.615	29.469	211.3	10:07:54.215
5		5:46.937	4:25.657	45.616	35.664	76.0	10:16:29.077	5		1:45.574	40.501	35.320	29.753	220.8	10:09:39.789
6		2:07.982	49.290	43.576	35.116	175.8	10:18:37.059	6		1:45.000	40.788	34.941	29.271	216.8	10:11:24.789
7		2:05.901	47.884	42.575	35.442	179.1	10:20:42.960	7		1:48.277	41.469	37.153	29.655	219.0	10:13:13.066
8		2:47.824 P	56.100	55.528	56.196	127.6	10:23:30.784	8		1:47.182	40.483	36.817	29.882	227.3	10:15:00.248
								9		1:44.063	40.419	34.546	29.098	230.7	10:16:44.311
								10		1:46.562	40.574	35.333	30.655	230.7	10:18:30.873
								11		2:00.852 P	41.950	35.051	43.851	221.3	10:20:31.725





Circuito de Madrid Jarama - RACE
Campeonato RACE Turismos
Entrenamiento Libre
Tiempos Por Vuelta



27 Daniel García Balboa PORSCHE 991 - 2 GT3 CUP **47** Enric Roig Roldan HONDA CIVIC
 9 RGB RACING TEAM 9 TBA

Vta.	D	Tiempo	Sector 1	Sector 2	Sector 3	V. Max.	Elapsed	Vta.	D	Tiempo	Sector 1	Sector 2	Sector 3	V. Max.	Elapsed		
1		10:05:14.199	10:03:57.260	44.326	32.613	79.7	10:05:14.199	1		10:07:03.408	10:05:52.893		10:07:03.408	60.6	10:07:03.408		
2		1:54.124	44.093	38.915	31.116	192.8	10:07:08.323	2		1:50.827	43.560	37.214	30.053	176.1	10:08:54.235		
3		1:46.899	41.090	36.166	29.643	218.1	10:08:55.222	3		1:47.699	42.400	35.922	29.377	180.6	10:10:41.934		
4		1:49.301	42.589	36.552	30.160	183.0	10:10:44.523	4			46.192	41.267		190.8			
5		1:49.090	41.536	37.119	30.435	206.1	10:12:33.613	48 Juan Carlos Zorrilla Hierro PORSCHE 968 CLUB SPORT									
6		1:46.598	40.635	36.245	29.718	224.5	10:14:20.211	CLAS-LEG AECD									
7		1:45.911	40.233	35.909	29.769	225.9	10:16:06.122	Vta.	D	Tiempo	Sector 1	Sector 2	Sector 3	V. Max.	Elapsed		
8		1:44.712	40.168	35.004	29.540	228.3	10:17:50.834	1		10:05:45.918	10:03:51.276	1:01.813	52.829	67.1	10:05:45.918		
9		1:45.483	40.673	35.769	29.041	211.7	10:19:36.317	2		6:43.671	P	5:04.296	51.636	47.739	66.3	10:12:29.589	
10		1:49.015	41.883	37.495	29.637	193.5	10:21:25.332	3		9:14.424		7:58.202	42.200	34.022	78.7	10:21:44.013	
11		2:12.764	P	47.019	38.414	47.331	177.9	10:23:38.096	4		3:01.288	P	56.809	1:00.361	1:04.118	153.1	10:24:45.301

29 Gian Maria Traversone PORSCHE 911 GT3 992 **49** Luis Lopez Anos PORSCHE 968 CS
 9 RGB RACING TEAM 9 CLAS-LEG REAL AUTO. CLUB CIRCUITO GUADALUPE

Vta.	D	Tiempo	Sector 1	Sector 2	Sector 3	V. Max.	Elapsed	Vta.	D	Tiempo	Sector 1	Sector 2	Sector 3	V. Max.	Elapsed	
1		10:05:15.451	10:03:58.961	44.519	31.971	71.1	10:05:15.451	1		10:04:37.072	10:03:07.418	50.360	39.294	65.6	10:04:37.072	
2		1:53.761	43.899	38.892	30.970	210.9	10:07:09.212	2		2:04.296	48.509	41.238	34.549	147.7	10:06:41.368	
3		1:47.880	41.002	36.617	30.261	212.5	10:08:57.092	3		2:00.571	47.658	40.535	32.378	153.4	10:08:41.939	
4		1:48.024	41.773	36.189	30.062	207.2	10:10:45.116	4		1:57.003	44.330	40.106	32.567	185.2	10:10:38.942	
5		1:48.741	41.364	37.298	30.079	203.7	10:12:33.857	5		1:54.559	44.126	38.513	31.920	179.4	10:12:33.501	
6		1:42.052	38.959	34.651	28.442	226.4	10:14:15.909	6		2:15.328	P	46.104	45.602	43.622	176.4	10:14:48.829
7		1:39.289	38.338	32.730	28.221	252.9	10:15:55.198	7		3:39.989	2:28.413	39.919	31.657	58.7	10:18:28.818	
8		1:42.681	38.027	36.632	28.022	241.6	10:17:37.879	8		1:54.911	44.537	38.817	31.557	199.2	10:20:23.729	
9		1:43.347	41.075	33.367	28.905	226.8	10:19:21.226	9		2:05.633	P	43.819	39.026	42.788	188.4	10:22:29.362
10		1:37.981	37.978	32.366	27.637	253.5	10:20:59.207	50 Juan Carlos Esteban Garcia PEUGEOT 308 RACING CUP								
11		2:16.382	P	43.603	43.521	49.258	232.2	10:23:15.589	AD DESGUACES LA TORRE							

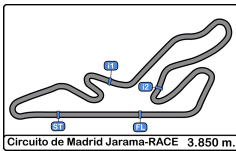
33 J. Francisco Gastañaga Martínez CUPRA TCR-SEC **51** Luis Barroso Catalina HONDA CIVIC 1.6
 8 RX PRO RACING 7 CLAS-LEG AD DESGUACES LA TORRE

Vta.	D	Tiempo	Sector 1	Sector 2	Sector 3	V. Max.	Elapsed	Vta.	D	Tiempo	Sector 1	Sector 2	Sector 3	V. Max.	Elapsed		
1		10:02:09.902	10:00:55.262	41.254	33.386	92.1	10:02:09.902	1		10:02:40.207	10:01:23.581	41.988	34.638	88.3	10:02:40.207		
2		1:56.884	45.988	38.901	31.995	177.0	10:04:06.786	2		1:56.046	43.778	39.366	32.902	193.8	10:04:36.253		
3		1:54.571	44.410	38.497	31.664	177.0	10:06:01.357	3		1:53.774	42.182	40.375	31.217	209.3	10:06:30.027		
4		1:49.748	42.615	36.652	30.481	199.2	10:07:51.105	4		1:49.167	41.865	35.895	31.407	211.7	10:08:19.194		
5		1:48.500	41.668	36.644	30.188	197.4	10:09:39.605	5		1:51.929	43.604	37.123	31.202	159.0	10:10:11.123		
6		1:48.214	42.022	36.310	29.882	192.1	10:11:27.819	6		1:48.299	41.722	36.371	30.206	207.2	10:11:59.422		
7		1:58.612	46.495	40.344	31.773	210.9	10:13:26.431	7		1:57.141	41.763	41.369	34.009	201.8	10:13:56.563		
8		1:48.977	41.315	37.556	30.106	203.7	10:15:15.408	8		1:49.722	42.190	37.062	30.470	198.5	10:15:46.285		
9		1:51.413	43.875	37.413	30.125	178.5	10:17:06.821	9		1:49.932	42.260	37.587	30.085	204.1	10:17:36.217		
10		1:45.884	40.585	35.359	29.940	208.4	10:18:52.705	10		1:51.353	43.278	36.591	31.484	214.2	10:19:27.570		
11		1:47.120	40.953	36.372	29.795	196.0	10:20:39.825	11		1:48.518	41.929	36.401	30.188	206.8	10:21:16.088		
12		2:30.507	P	53.958	49.062	47.487	139.8	10:23:10.332	12		2:26.830	P	50.641	41.455	54.734	169.2	10:23:42.918

46 Claudia Sánchez Díaz BMW E36 **51** Luis Barroso Catalina HONDA CIVIC 1.6
 END1-2 PARADINAS MOTORSPORT 3 EFICAR TEAM

Vta.	D	Tiempo	Sector 1	Sector 2	Sector 3	V. Max.	Elapsed	Vta.	D	Tiempo	Sector 1	Sector 2	Sector 3	V. Max.	Elapsed
1		10:07:00.901	10:05:42.309	43.487	35.105	74.9	10:07:00.901	1		10:13:19.784	10:11:56.320	48.087	35.377	67.0	10:13:19.784
2		2:05.157	47.611	42.606	34.940	179.4	10:09:06.058	2		2:05.957	50.331	41.580	34.046	151.4	10:15:25.741
3		2:06.357	48.180	42.230	35.947	177.9	10:11:12.415	3		1:59.320	45.945	40.078	33.297	181.2	10:17:25.061
4		2:06.702	48.395	43.465	34.842	180.9	10:13:19.117	4		1:59.258	45.609	40.260	33.389	183.9	10:19:24.319
5		2:07.934	47.810	45.733	34.391	177.3	10:15:27.051	5		2:04.222	46.634	43.330	34.258	187.5	10:21:28.541
6		2:02.593	46.619	41.931	34.043	183.6	10:17:29.644	6			55.801	56.958		176.4	
7		2:03.977	46.887	42.953	34.137	187.1	10:19:33.621								
8		2:04.385	48.278	41.905	34.202	186.2	10:21:38.006								
9			1:01.588	1:00.277		134.1									





Circuito de Madrid Jarama - RACE
Campeonato RACE Turismos
Entrenamiento Libre
Tiempos Por Vuelta



52 Rosendo De Augusto Ibañes BMW E36
 7 CD QUINTANO SPORT

Vta.	D	Tiempo	Sector 1	Sector 2	Sector 3	V. Max.	Elapsed
1		10:07:36.238	10:06:13.415	46.868	35.955	55.1	10:07:36.238
2		2:06.879	49.087	42.972	34.820	139.1	10:09:43.117
3		2:00.391	46.548	41.225	32.618	158.5	10:11:43.508
4		1:59.914	46.207	40.608	33.099	173.6	10:13:43.422
5		1:56.852	45.927	38.854	32.071	163.1	10:15:40.274
6		2:14.682 P	46.237	45.333	43.112	166.1	10:17:54.956

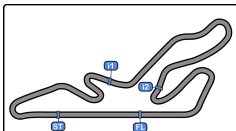
53 Diego Blanco Torrecilla PORSCHE 928
 7 CLUB JARAMA SPORT

Vta.	D	Tiempo	Sector 1	Sector 2	Sector 3	V. Max.	Elapsed
1		10:08:26.364	10:06:53.827	51.770	40.767	50.1	10:08:26.364
2		2:13.272	53.865	45.172	34.235	143.2	10:10:39.636
3		1:59.071	45.232	40.793	33.046	180.0	10:12:38.707
4			44.534	43.203		195.6	

54 Iván Hernández González RENAULT CLIO V
 5 ESC. LA CORUÑA

Vta.	D	Tiempo	Sector 1	Sector 2	Sector 3	V. Max.	Elapsed
1		10:16:57.096	10:15:46.642	38.525	31.929	99.6	10:16:57.096
2		1:53.267	43.275	38.250	31.742	200.7	10:18:50.363
3		1:53.262	43.014	38.665	31.583	200.3	10:20:43.625
4			51.565	50.010		154.5	





Circuito de Madrid Jarama-RACE 3.850 m.

Circuito de Madrid Jarama - RACE Campeonato RACE Turismos Entrenamiento Libre Mejores Sectores



Sector - 1			Sector - 2			Sector - 3			Vuelta Ideal vs Mejor Vuelta						
Clas	Nº	Piloto	Tiempo	Nº	Piloto	Tiempo	Nº	Piloto	Tiempo	Clas	Nº	Piloto	Vta. Ideal	Mejor Vta.	Clas
1	29	Gian Maria Traversone	37.978	29	Gian Maria Traversone	32.366	29	Gian Maria Traversone	27.637	1	29	Gian Maria Traversone	1:37.981	1:37.981	1
2	27	Daniel García Balboa	40.168	26	Samuel Gómez Gómez	34.546	27	Daniel García Balboa	29.041	2	26	Samuel Gómez Gómez	1:44.063	1:44.063	2
3	5	Plazio - Plazio	40.271	5	Plazio - Plazio	34.915	26	Samuel Gómez Gómez	29.098	3	27	Daniel García Balboa	1:44.213	1:44.712	4
4	26	Samuel Gómez Gómez	40.419	27	Daniel García Balboa	35.004	5	Plazio - Plazio	29.231	4	5	Plazio - Plazio	1:44.417	1:44.417	3
5	33	J. Francisco Gastañaga Martínez	40.585	3	Samuel Pineda Sánchez	35.017	3	Samuel Pineda Sánchez	29.344	5	3	Samuel Pineda Sánchez	1:45.296	1:45.296	5
6	3	Samuel Pineda Sánchez	40.935	33	J. Francisco Gastañaga Martínez	35.359	47	Enric Roig Roldan	29.377	6	33	J. Francisco Gastañaga Martínez	1:45.739	1:45.884	6
7	50	Juan Carlos Esteban Garcia	41.722	50	Juan Carlos Esteban Garcia	35.895	33	J. Francisco Gastañaga Martínez	29.795	7	47	Enric Roig Roldan	1:47.699	1:47.699	7
8	47	Enric Roig Roldan	42.400	47	Enric Roig Roldan	35.922	50	Juan Carlos Esteban Garcia	30.085	8	50	Juan Carlos Esteban Garcia	1:47.702	1:48.299	8
9	8	Sergi Morera Hernandez	42.427	8	Sergi Morera Hernandez	37.422	8	Sergi Morera Hernandez	31.220	9	8	Sergi Morera Hernandez	1:51.069	1:51.488	9
10	54	Iván Hernández González	43.014	54	Iván Hernández González	38.250	49	Luis Lopez Anos	31.557	10	54	Iván Hernández González	1:52.847	1:53.262	10
11	49	Luis Lopez Anos	43.819	49	Luis Lopez Anos	38.513	54	Iván Hernández González	31.583	11	49	Luis Lopez Anos	1:53.889	1:54.559	11
12	53	Diego Blanco Torrecilla	44.534	52	Rosendo De Augusto Ibañes	38.854	52	Rosendo De Augusto Ibañes	32.071	12	52	Rosendo De Augusto Ibañes	1:56.852	1:56.852	12
13	25	Héctor Peiro Carrasco	45.427	25	Héctor Peiro Carrasco	39.728	25	Héctor Peiro Carrasco	32.109	13	25	Héctor Peiro Carrasco	1:57.264	1:57.535	13
14	51	Luis Barroso Catalina	45.609	51	Luis Barroso Catalina	40.078	53	Diego Blanco Torrecilla	33.046	14	53	Diego Blanco Torrecilla	1:58.373	1:59.071	14
15	7	Jaime Cela Talavera	45.617	12	José L. Crespillo Calderón	40.397	51	Luis Barroso Catalina	33.297	15	51	Luis Barroso Catalina	1:58.984	1:59.258	15
16	12	José L. Crespillo Calderón	45.691	7	Jaime Cela Talavera	40.523	7	Jaime Cela Talavera	33.521	16	12	José L. Crespillo Calderón	1:59.646	2:00.502	17
17	52	Rosendo De Augusto Ibañes	45.927	53	Diego Blanco Torrecilla	40.793	12	José L. Crespillo Calderón	33.558	17	7	Jaime Cela Talavera	1:59.661	1:59.977	16
18	4	Emilio J. López González	46.337	14	Pablo Choclan Mendez	40.833	14	Pablo Choclan Mendez	33.846	18	14	Pablo Choclan Mendez	2:01.417	2:06.188	24
19	46	Claudia Sánchez Díaz	46.619	4	Emilio J. López González	41.478	4	Emilio J. López González	33.985	19	4	Emilio J. López González	2:01.800	2:01.860	18
20	14	Pablo Choclan Mendez	46.738	46	Claudia Sánchez Díaz	41.905	48	Juan Carlos Zorrilla Hierro	34.022	20	46	Claudia Sánchez Díaz	2:02.567	2:02.593	19
21	6	Sergio Cabal Díez	46.921	6	Sergio Cabal Díez	41.919	46	Claudia Sánchez Díaz	34.043	21	6	Sergio Cabal Díez	2:02.899	2:02.899	20
22	19	Jesus S. Escolar Alvarez	47.430	48	Juan Carlos Zorrilla Hierro	42.200	6	Sergio Cabal Díez	34.059	22	19	Jesus S. Escolar Alvarez	2:04.384	2:06.055	22
23	9	Mario Torregrosa Rincón	47.634	10	Eloy Íñigo Varas	42.222	19	Jesus S. Escolar Alvarez	34.621	23	9	Mario Torregrosa Rincón	2:05.446	2:06.475	25
24	20	Martínez Pérez - Martínez Pérez	47.884	19	Jesus S. Escolar Alvarez	42.333	9	Mario Torregrosa Rincón	34.829	24	20	Martínez Pérez - Martínez Pérez	2:05.575	2:05.901	21
25	22	Jose Ayala Oliver	48.038	15	Julián Alonso Sebastián	42.481	20	Martínez Pérez - Martínez Pérez	35.116	25	15	Julián Alonso Sebastián	2:05.936	2:06.100	23
26	15	Julián Alonso Sebastián	48.276	20	Martínez Pérez - Martínez Pérez	42.575	15	Julián Alonso Sebastián	35.179	26	24	Ángel J. Sobrino De Toro	2:07.545	2:07.569	26
27	24	Ángel J. Sobrino De Toro	48.444	18	Enrique Muñoz Berrón	42.705	24	Ángel J. Sobrino De Toro	35.517	27	22	Jose Ayala Oliver	2:07.688	2:08.377	28
28	17	Victor Garrido González	49.082	9	Mario Torregrosa Rincón	42.983	18	Enrique Muñoz Berrón	35.551	28	21	Jorge Martínez García	2:08.087	2:08.349	27
29	21	Jorge Martínez García	49.092	21	Jorge Martínez García	43.026	17	Victor Garrido González	35.848	29	18	Enrique Muñoz Berrón	2:08.379	2:09.246	31
30	18	Enrique Muñoz Berrón	50.123	22	Jose Ayala Oliver	43.533	21	Jorge Martínez García	35.969	30	17	Victor Garrido González	2:08.592	2:09.123	29
31	10	Eloy Íñigo Varas	50.367	24	Ángel J. Sobrino De Toro	43.584	22	Jose Ayala Oliver	36.117	31	10	Eloy Íñigo Varas	2:09.228	2:09.228	30
32	48	Juan Carlos Zorrilla Hierro	56.809	17	Victor Garrido González	43.662	10	Eloy Íñigo Varas	36.639	32	48	Juan Carlos Zorrilla Hierro	2:13.031	3:01.288	32



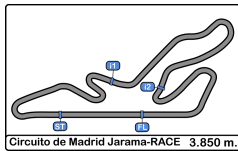


Circuito de Madrid Jarama - RACE
Campeonato RACE Turismos
Entrenamiento Libre
5 Mejores Tiempos



Clas	Nº	Piloto	Concursante	Vehículo	Cat	Mejor 1		Mejor 2		Mejor 3		Mejor 4		Mejor 5	
						Tiempo	Vta.	Tiempo	Vta.	Tiempo	Vta.	Tiempo	Vta.	Tiempo	Vta.
1	29	Gian Maria Traversone	RGB RACING TEAM	PORSCHE 911 GT3 992	9	1:37.981	10	1:39.289	7	1:42.052	6	1:42.681	8	1:43.347	9
2	26	Samuel Gómez Gómez	RX PRO RACING	HYUNDAI I30 CR	8	1:44.063	9	1:45.000	6	1:45.574	5	1:46.129	4	1:46.562	10
3	5	Plazio - Plazio	ULTIMA VUELTA	LIGIER JS2R	9	1:44.417	6	1:46.492	10	1:47.982	5	1:48.543	9	1:50.370	4
4	27	Daniel García Balboa	RGB RACING TEAM	PORSCHE 991 - 2 GT3 CUP	9	1:44.712	8	1:45.483	9	1:45.911	7	1:46.598	6	1:46.899	3
5	3	Samuel Pineda Sánchez	ESC. LA CORUÑA	LIGIER JS2R	9	1:45.296	8	1:47.135	7	1:49.490	3	1:51.892	4	1:53.453	2
6	33	J. Francisco Gastañaga Martínez	RX PRO RACING	CUPRA TCR-SEC	8	1:45.884	10	1:47.120	11	1:48.214	6	1:48.500	5	1:48.977	8
7	47	Enric Roig Roldan	TBA	HONDA CIVIC	9	1:47.699	3	1:50.827	2						
8	50	Juan Carlos Esteban Garcia	AD DESGUACES LA TORRE	PEUGEOT 308 RACING CUP	7	1:48.299	6	1:48.518	11	1:49.167	4	1:49.722	8	1:49.932	9
9	8	Sergi Morera Hernandez	RASANTE SPORT	PEUGEOT 308 RACING CUP	7	1:51.488	5	1:54.511	8	1:55.777	4	2:03.942	9	2:05.230	3
10	54	Iván Hernández González	ESC. LA CORUÑA	RENAULT CLIO V	5	1:53.262	3	1:53.267	2						
11	49	Luis Lopez Anos	REAL AUTO. CLUB CIRCUITO GUADALUPE	PORSCHE 968 CS	CLAS-LEG	1:54.559	5	1:54.911	8	1:57.003	4	2:00.571	3	2:04.296	2
12	52	Rosendo De Augusto Ibañes	CD QUINTANO SPORT	BMW E36	7	1:56.852	5	1:59.914	4	2:00.391	3	2:06.879	2	2:14.682	6
13	25	Héctor Peiro Carrasco	CERRO NEGRO	HONDA CIVIC	3	1:57.535	3	2:10.351	2	2:28.924	4				
14	53	Diego Blanco Torrecilla	CLUB JARAMA SPORT	PORSCHE 928	7	1:59.071	3	2:13.272	2						
15	51	Luis Barroso Catalina	EFICAR TEAM	HONDA CIVIC 1.6	3	1:59.258	4	1:59.320	3	2:04.222	5	2:05.957	2		
16	7	Jaime Cela Talavera	RASANTE SPORT	CITROEN SAXO 16V	3	1:59.977	7	2:01.895	6	2:01.985	5	2:08.513	4	2:10.143	3
17	12	José L. Crespillo Calderón	ESCUDERÍA CENTRO	PEUGEOT 207 THP	3	2:00.502	4	2:00.786	6	2:03.076	3	2:04.537	2	2:04.688	5
18	4	Emilio J. López González	CERRO NEGRO	HYUNDAI GETZ	3	2:01.860	5	2:12.616	2	2:13.841	3	2:30.059	6	2:42.357	7
19	46	Claudia Sánchez Díaz	PARADINAS MOTORSPORT	BMW E36	END1-2	2:02.593	6	2:03.977	7	2:04.385	8	2:05.157	2	2:06.357	3
20	6	Sergio Cabal Díez	RASANTE SPORT	RENAULT CLIO V	5	2:02.899	2								
21	20	Martinez Pérez - Martinez Pérez	TIERRAS DE CASTILLA	CITROEN SAXO	2	2:05.901	7	2:07.982	6	2:13.708	3	2:15.556	2	2:22.707	4
22	19	Jesus S. Escolar Alvarez	EFICAR TEAM	BMW 325	END1-2	2:06.055	4	2:06.887	3	2:07.233	2	2:32.803	5		
23	15	Julián Alonso Sebastián	ULTIMA VUELTA	CITROEN SAXO	2	2:06.100	6	2:06.919	9	2:07.247	4	2:07.512	2	2:07.679	3
24	14	Pablo Choclan Mendez	EFICAR TEAM	SEAT LEON MK1	5	2:06.188	2	2:15.823	3						
25	9	Mario Torregrosa Rincón	ULTIMA VUELTA	SUZUKI SWIFT	2	2:06.475	10	2:06.546	5	2:07.430	7	2:07.647	6	2:07.809	2
26	24	Ángel J. Sobrino De Toro	CERRO NEGRO	FIAT PUNTO JTD	3	2:07.569	5	2:09.536	6	2:11.086	3	2:11.698	4	2:21.276	2
27	21	Jorge Martínez García	TIERRAS DE CASTILLA	CITROEN SAXO	2	2:08.349	6	2:08.364	3	2:10.142	2	2:18.868	7	2:19.459	4
28	22	Jose Ayala Oliver	CERRO NEGRO	FIAT PUNTO HGT 1.8	3	2:08.377	3	2:09.478	2	2:18.083	4				
29	17	Victor Garrido González	JARAMA SPORT	SUZUKI SWIFT CUP	2	2:09.123	8	2:09.234	6	2:11.301	2	2:12.690	7	2:13.528	5
30	10	Eloy Íñigo Varas	ESCUDERÍA CENTRO	SEAT LEON COPA MK1	5	2:09.228	4	2:20.210	3	2:31.014	5	2:34.966	2		
31	18	Enrique Muñoz Berrón	ESCUDERIA LEMANS	HYUNDAI GETZ	3	2:09.246	4	2:11.238	3	2:13.965	2				
32	48	Juan Carlos Zorrilla Hierro	AECD	PORSCHE 968 CLUB SPORT	CLAS-LEG	3:01.288	4	6:43.671	2	9:14.424	3				





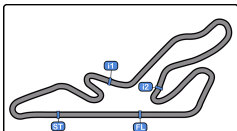
Circuito de Madrid Jarama - RACE
Campeonato RACE Turismos
Entrenamiento Libre
5 Mejores Velocidades



Circuito de Madrid Jarama-RACE 3.850 m.

Clas	Nº	Piloto	Concursante	Vehiculo	Cat	Máxima 1		Máxima 2		Máxima 3		Máxima 4		Máxima 5		Media
						Km/h	Vta.	Km/h	Vta.	Km/h	Vta.	Km/h	Vta.	Km/h	Vta.	
1	29	Gian Maria Traversone	RGB RACING TEAM	PORSCHE 911 GT3 992	9	253.5	10	252.9	7	241.6	8	232.2	11	226.8	9	241.4
2	26	Samuel Gómez Gómez	RX PRO RACING	HYUNDAI I30 CR	8	230.7	9	230.7	10	227.3	8	221.3	11	220.8	5	226.2
3	27	Daniel García Balboa	RGB RACING TEAM	PORSCHE 991 - 2 GT3 CUP	9	228.3	8	225.9	7	224.5	6	218.1	3	211.7	9	221.7
4	5	Plazio - Plazio	ULTIMA VUELTA	LIGIER JS2R	9	223.1	6	220.4	10	215.5	4	196.7	3	185.2	9	208.2
5	8	Sergi Morera Hernandez	RASANTE SPORT	PEUGEOT 308 RACING CUP	7	216.8	6	208.8	5	205.7	9	204.5	4	201.4	8	207.5
6	50	Juan Carlos Esteban Garcia	AD DESGUACES LA TORRE	PEUGEOT 308 RACING CUP	7	214.2	10	211.7	4	209.3	3	207.2	6	206.8	11	209.9
7	3	Samuel Pineda Sánchez	ESC. LA CORUÑA	LIGIER JS2R	9	210.9	8	204.1	7	201.8	9	197.8	3	182.4	5	199.4
8	33	J. Francisco Gastañaga Martínez	RX PRO RACING	CUPRA TCR-SEC	8	210.9	7	208.4	10	203.7	8	199.2	4	197.4	5	203.9
9	54	Iván Hernández González	ESC. LA CORUÑA	RENAULT CLIO V	5	200.7	2	200.3	3	154.5	4	99.6	1			163.8
10	49	Luis Lopez Anos	REAL AUTO. CLUB CIRCUITO GUADALUPE	PORSCHE 968 CS	CLAS-LEG	199.2	8	188.4	9	185.2	4	179.4	5	176.4	6	185.7
11	53	Diego Blanco Torrecilla	CLUB JARAMA SPORT	PORSCHE 928	7	195.6	4	180.0	3	143.2	2	50.1	1			142.2
12	7	Jaime Cela Talavera	RASANTE SPORT	CITROEN SAXO 16V	3	192.5	7	185.5	6	177.3	5	176.4	4	156.7	3	177.7
13	47	Enric Roig Roldan	TBA	HONDA CIVIC	9	190.8	4	180.6	3	176.1	2	60.6	1			152.0
14	4	Emilio J. López González	CERRO NEGRO	HYUNDAI GETZ	3	188.8	5	187.5	6	169.5	3	152.1	2	118.4	8	163.2
15	12	José L. Crespillo Calderón	ESCUDERÍA CENTRO	PEUGEOT 207 THP	3	188.8	5	177.6	6	177.3	3	177.3	4	177.3	7	179.6
16	51	Luis Barroso Catalina	EFICAR TEAM	HONDA CIVIC 1.6	3	187.5	5	183.9	4	181.2	3	176.4	6	151.4	2	176.1
17	46	Claudia Sánchez Díaz	PARADINAS MOTORSPORT	BMW E36	END1-2	187.1	7	186.2	8	183.6	6	180.9	4	179.4	2	183.4
18	19	Jesus S. Escolar Alvarez	EFICAR TEAM	BMW 325	END1-2	186.8	4	184.3	5	179.1	3	166.1	2	69.1	1	157.1
19	15	Julián Alonso Sebastián	ULTIMA VUELTA	CITROEN SAXO	2	179.7	3	178.2	10	177.6	8	176.7	4	176.7	5	177.8
20	22	Jose Ayala Oliver	CERRO NEGRO	FIAT PUNTO HGT 1.8	3	179.4	3	172.8	4	164.3	2	70.2	1			146.7
21	20	Martinez Perez - Martinez Perez	TIERRAS DE CASTILLA	CITROEN SAXO	2	179.1	7	175.8	6	156.2	3	151.0	4	142.1	2	160.8
22	21	Jorge Martínez García	TIERRAS DE CASTILLA	CITROEN SAXO	2	177.6	2	176.7	7	176.4	6	175.8	4	175.6	3	176.4
23	24	Ángel J. Sobrino De Toro	CERRO NEGRO	FIAT PUNTO JTD	3	175.6	5	175.0	7	168.4	6	152.7	4	152.1	3	164.8
24	18	Enrique Muñoz Berrón	ESCUDERIA LEMANS	HYUNDAI GETZ	3	173.6	4	164.3	5	156.9	3	156.5	2	77.6	1	145.8
25	52	Rosendo De Augusto Ibañes	CD QUINTANO SPORT	BMW E36	7	173.6	4	166.1	6	163.1	5	158.5	3	139.1	2	160.1
26	25	Héctor Peiro Carrasco	CERRO NEGRO	HONDA CIVIC	3	171.1	3	169.2	4	122.5	2	58.0	1			130.2
27	9	Mario Torregrosa Rincón	ULTIMA VUELTA	SUZUKI SWIFT	2	170.6	5	170.3	7	170.0	6	169.2	4	169.2	9	169.9
28	17	Victor Garrido González	JARAMA SPORT	SUZUKI SWIFT CUP	2	168.2	6	167.9	8	166.1	9	165.3	5	165.3	7	166.6
29	14	Pablo Choclan Mendez	EFICAR TEAM	SEAT LEON MK1	5	161.6	3	150.6	2	65.9	1					126.0
30	6	Sergio Cabal Díez	RASANTE SPORT	RENAULT CLIO V	5	159.0	3	155.3	2	89.9	1					134.7
31	48	Juan Carlos Zorrilla Hierro	AECD	PORSCHE 968 CLUB	CLAS-LEG	153.1	4	78.7	3	67.1	1	66.3	2			91.3
32	10	Eloy Íñigo Varas	ESCUDERÍA CENTRO	SEAT LEON COPA MK1	5	141.3	3	139.8	4	128.1	5	110.6	2	50.6	1	114.1





Circuito de Madrid Jarama - RACE

Campeonato RACE Turismos

Entrenamiento Libre

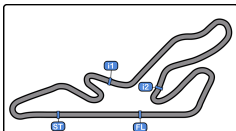
Secuencia Vueltas Rápidas



Circuito de Madrid Jarama-RACE 3.850 m.

Vta	Hora Día	T Sesion	Nº	Piloto	Concursante	Vehiculo	Cat	Tiempo	Km/h
2	10:04:06.786	4:06.786	33	J. Francisco Gastañaga Martínez	RX PRO RACING	CUPRA TCR-SEC	8	1:56.884	118.5
2	10:04:20.139	4:20.139	26	Samuel Gómez Gómez	RX PRO RACING	HYUNDAI I30 CR	8	1:52.828	122.8
3	10:06:08.086	6:08.086	26	Samuel Gómez Gómez	RX PRO RACING	HYUNDAI I30 CR	8	1:47.947	128.3
4	10:07:54.215	7:54.215	26	Samuel Gómez Gómez	RX PRO RACING	HYUNDAI I30 CR	8	1:46.129	130.5
5	10:09:39.789	9:39.789	26	Samuel Gómez Gómez	RX PRO RACING	HYUNDAI I30 CR	8	1:45.574	131.2
6	10:11:24.789	11:24.789	26	Samuel Gómez Gómez	RX PRO RACING	HYUNDAI I30 CR	8	1:45.000	132.0
6	10:11:51.000	11:51.000	5	Plazio - Plazio	ULTIMA VUELTA	LIGIER JS2R	9	1:44.417	132.7
6	10:14:15.909	14:15.909	29	Gian Maria Traversone	RGB RACING TEAM	PORSCHE 911 GT3 992	9	1:42.052	135.8
7	10:15:55.198	15:55.198	29	Gian Maria Traversone	RGB RACING TEAM	PORSCHE 911 GT3 992	9	1:39.289	139.5
10	10:20:59.207	20:59.207	29	Gian Maria Traversone	RGB RACING TEAM	PORSCHE 911 GT3 992	9	1:37.981	141.4





Circuito de Madrid Jarama - RACE

Campeonato RACE Turismos

Entrenamiento Libre

Mejor Máxima Velocidad del Evento

Circuito de Madrid Jarama-RACE 3.850 m.



Cls	Nº	Piloto	Concursante	Vehiculo	Cat	Km/h	Sesión
1	29	Gian Maria Traversone	RGB RACING TEAM	PORSCHE 911 GT3 992	9	253.5	Entrenamiento Libre
2	26	Samuel Gómez Gómez	RX PRO RACING	HYUNDAI I30 CR	8	230.7	Entrenamiento Libre
3	27	Daniel García Balboa	RGB RACING TEAM	PORSCHE 991 - 2 GT3 CUP	9	228.3	Entrenamiento Libre
4	5	Plazio - Plazio	ULTIMA VUELTA	LIGIER JS2R	9	223.1	Entrenamiento Libre
5	8	Sergi Morera Hernandez	RASANTE SPORT	PEUGEOT 308 RACING CUP	7	216.8	Entrenamiento Libre
6	50	Juan Carlos Esteban Garcia	AD DESGUACES LA TORRE	PEUGEOT 308 RACING CUP	7	214.2	Entrenamiento Libre
7	33	J. Francisco Gasteñaga Martínez	RX PRO RACING	CUPRA TCR-SEC	8	210.9	Entrenamiento Libre
8	3	Samuel Pineda Sánchez	ESC. LA CORUÑA	LIGIER JS2R	9	210.9	Entrenamiento Libre
9	54	Iván Hernández González	ESC. LA CORUÑA	RENAULT CLIO V	5	200.7	Entrenamiento Libre
10	49	Luis Lopez Anos	REAL AUTO. CLUB CIRCUITO GUADALUPE	PORSCHE 968 CS	CLAS-LEG	199.2	Entrenamiento Libre
11	53	Diego Blanco Torreçilla	CLUB JARAMA SPORT	PORSCHE 928	7	195.6	Entrenamiento Libre
12	7	Jaime Cela Talavera	RASANTE SPORT	CITROEN SAXO 16V	3	192.5	Entrenamiento Libre
13	47	Enric Roig Roldan	TBA	HONDA CIVIC	9	190.8	Entrenamiento Libre
14	12	José L. Crespillo Calderón	ESCUADERIA CENTRO	PEUGEOT 207 THP	3	188.8	Entrenamiento Libre
15	4	Emilio J. López González	CERRO NEGRO	HYUNDAI GETZ	3	188.8	Entrenamiento Libre
16	51	Luis Barroso Catalina	EFICAR TEAM	HONDA CIVIC 1.6	3	187.5	Entrenamiento Libre
17	46	Claudia Sánchez Díaz	PARADINAS MOTORSPORT	BMW E36	END1-2	187.1	Entrenamiento Libre
18	19	Jesus S. Escolar Alvarez	EFICAR TEAM	BMW 325	END1-2	186.8	Entrenamiento Libre
19	15	Julián Alonso Sebastián	ULTIMA VUELTA	CITROEN SAXO	2	179.7	Entrenamiento Libre
20	22	Jose Ayala Oliver	CERRO NEGRO	FIAT PUNTO HGT 1.8	3	179.4	Entrenamiento Libre
21	20	Martinez Pérez - Martinez Pérez	TIERRAS DE CASTILLA	CITROEN SAXO	2	179.1	Entrenamiento Libre
22	21	Jorge Martínez García	TIERRAS DE CASTILLA	CITROEN SAXO	2	177.6	Entrenamiento Libre
23	24	Ángel J. Sobrino De Toro	CERRO NEGRO	FIAT PUNTO JTD	3	175.6	Entrenamiento Libre
24	18	Enrique Muñoz Berrón	ESCUADERIA LEMANS	HYUNDAI GETZ	3	173.6	Entrenamiento Libre
25	52	Rosendo De Augusto Ibañes	CD QUINTANO SPORT	BMW E36	7	173.6	Entrenamiento Libre
26	25	Héctor Peiro Carrasco	CERRO NEGRO	HONDA CIVIC	3	171.1	Entrenamiento Libre
27	9	Mario Torregrosa Rincón	ULTIMA VUELTA	SUZUKI SWIFT	2	170.6	Entrenamiento Libre
28	17	Victor Garrido González	JARAMA SPORT	SUZUKI SWIFT CUP	2	168.2	Entrenamiento Libre
29	14	Pablo Choclan Mendez	EFICAR TEAM	SEAT LEON MK1	5	161.6	Entrenamiento Libre
30	6	Sergio Cabal Díez	RASANTE SPORT	RENAULT CLIO V	5	159.0	Entrenamiento Libre
31	48	Juan Carlos Zorrilla Hierro	AECD	PORSCHE 968 CLUB SPORT	CLAS-LEG	153.1	Entrenamiento Libre
32	10	Eloy Íñigo Varas	ESCUADERIA CENTRO	SEAT LEON COPA MK1	5	141.3	Entrenamiento Libre





Circuito de Madrid Jarama - RACE
Campeonato RACE Turismos
Entrenamiento Libre
Tiempos Parada en Pit



3 Samuel Pineda Sánchez LIGIER JS2R
 9 ESC. LA CORUÑA

Nr.	Hora Día Entrada	Tiempo Entrada	Tiempo Salida	Tiempo Box	T. Box Total
1	10:10:39.526	10:10:39.526	10:15:54.976	5:15.450	5:15.450

4 Emilio J. López González HYUNDAI GETZ
 3 CERRO NEGRO

Nr.	Hora Día Entrada	Tiempo Entrada	Tiempo Salida	Tiempo Box	T. Box Total
1	10:08:22.126	10:08:22.126	10:10:49.711	2:27.585	2:27.585

5 Plazio - Plazio LIGIER JS2R
 9 ULTIMA VUELTA

Nr.	Hora Día Entrada	Tiempo Entrada	Tiempo Salida	Tiempo Box	T. Box Total
1	10:14:00.499	10:14:00.499	10:16:04.778	2:04.279	2:04.279

17 Víctor Garrido González SUZUKI SWIFT CUP
 2 JARAMA SPORT

Nr.	Hora Día Entrada	Tiempo Entrada	Tiempo Salida	Tiempo Box	T. Box Total
1	10:07:31.411	10:07:31.411	10:09:04.340	1:32.929	1:32.929

20 Martínez Pérez - Martínez Pérez CITROEN SAXO
 2 TIERRAS DE CASTILLA

Nr.	Hora Día Entrada	Tiempo Entrada	Tiempo Salida	Tiempo Box	T. Box Total
1	10:10:38.144	10:10:38.144	10:14:20.866	3:42.722	3:42.722

21 Jorge Martínez García CITROEN SAXO
 2 TIERRAS DE CASTILLA

Nr.	Hora Día Entrada	Tiempo Entrada	Tiempo Salida	Tiempo Box	T. Box Total
1	10:09:06.362	10:09:06.362	10:14:40.858	5:34.496	5:34.496

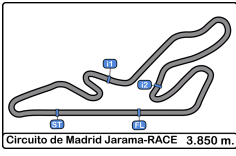
48 Juan Carlos Zorrilla Hierro PORSCHE 968 CLUB SPORT
 CLAS-LEG AECD

Nr.	Hora Día Entrada	Tiempo Entrada	Tiempo Salida	Tiempo Box	T. Box Total
1	10:05:41.647	10:05:41.647	10:09:58.230	4:16.583	4:16.583
2	10:12:25.091	10:12:25.091	10:19:41.233	7:16.142	11:32.725

49 Luis Lopez Anos PORSCHE 968 CS
 CLAS-LEG REAL AUTO. CLUB CIRCUITO GUADALUPE

Nr.	Hora Día Entrada	Tiempo Entrada	Tiempo Salida	Tiempo Box	T. Box Total
1	10:14:45.346	10:14:45.346	10:16:32.421	1:47.075	1:47.075

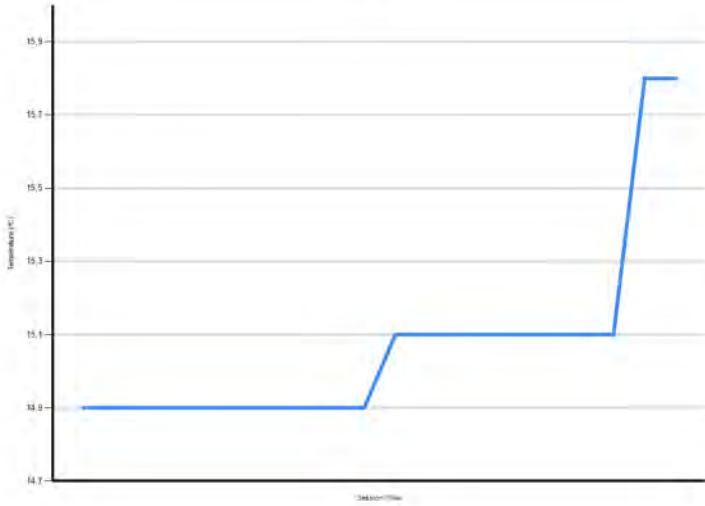




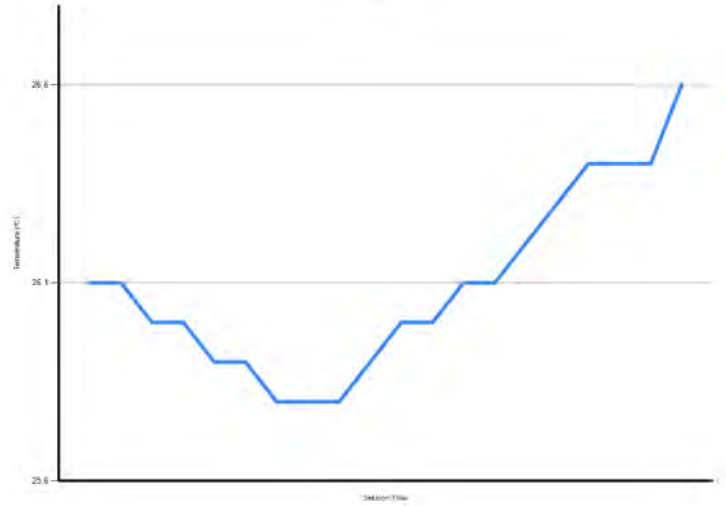
Circuito de Madrid Jarama - RACE
Campeonato RACE Turismos
Entrenamiento Libre
Informe Meteorológico



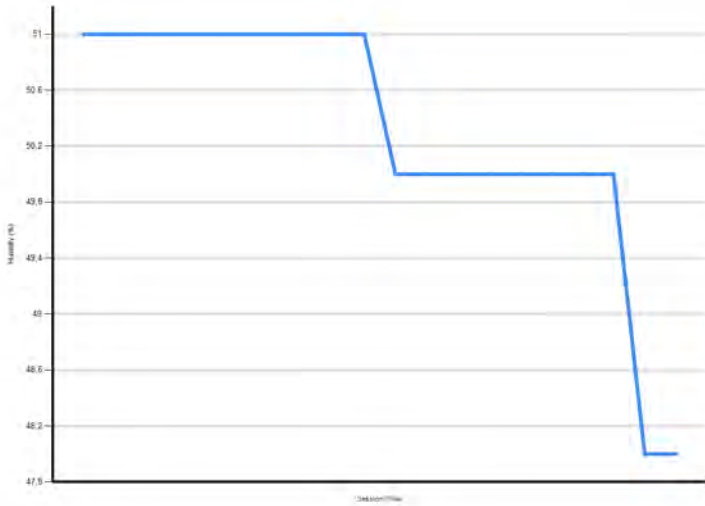
Temperatura Aire




Temperatura Pista



Humedad



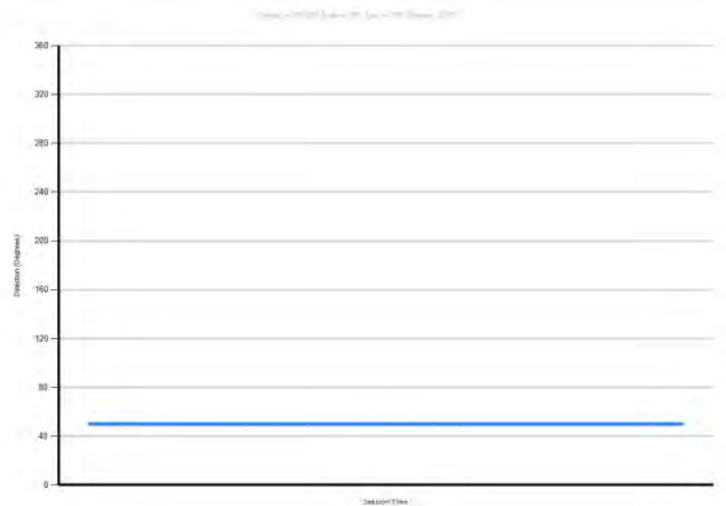
Presión

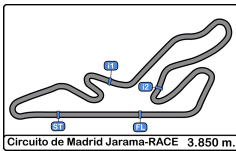


Velocidad Viento



Dirección Viento





Circuito de Madrid Jarama - RACE
Campeonato RACE Turismos
Entrenamiento Cronometrado
Resultados Provisionales



Clas	Nº	Piloto	Concursante	Vehiculo	Cat	Clas	N.V.	V.R.	Tiempo	Dif 1º	Dif Ant.	Km/h
1	29	Gian Maria Traversone	RGB RACING TEAM	PORSCHE 911 GT3 992	9	1	12	3	1:38.084			141.3
2	27	Daniel García Balboa	RGB RACING TEAM	PORSCHE 991 - 2 GT3 CUP	9	2	7	6	1:40.567	2.483	2.483	137.8
3	3	Samuel Pineda Sánchez	ESC. LA CORUÑA	LIGIER JS2R	9	3	10	10	1:42.869	4.785	2.302	134.7
4	26	Samuel Gómez Gómez	RX PRO RACING	HYUNDAI I30 CR	8	1	9	7	1:42.922	4.838	0.053	134.6
5	47	Enric Roig Roldan	TBA	HONDA CIVIC	9	4	5	3	1:43.341	5.257	0.419	134.1
6	49	Luis Lopez Anos	REAL AUTO. CLUB CIRCUITO GUADALUPE	PORSCHE 968 CS	CLAS-LEG	1	11	10	1:43.496	5.412	0.155	133.9
7	5	Plazio - Plazio	ULTIMA VUELTA	LIGIER JS2R	9	5	9	4	1:45.078	6.994	1.582	131.9
8	33	J. Francisco Gasteñaga Martínez	RX PRO RACING	CUPRA TCR-SEC	8	2	12	8	1:45.171	7.087	0.093	131.7
9	50	Juan Carlos Esteban Garcia	AD DESGUACES LA TORRE	PEUGEOT 308 RACING CUP	7	1	8	7	1:45.445	7.361	0.274	131.4
10	8	Sergi Morera Hernandez	RASANTE SPORT	PEUGEOT 308 RACING CUP	7	2	5	4	1:48.200	10.116	2.755	128.0
11	10	Eloy Iñigo Varas	ESCUDERÍA CENTRO	SEAT LEON COPA MK1	5	1	8	5	1:51.622	13.538	3.422	124.1
12	54	Iván Hernández González	ESC. LA CORUÑA	RENAULT CLIO V	5	2	9	7	1:53.833	15.749	2.211	121.7
13	48	Juan Carlos Zorrilla Hierro	AECD	PORSCHE 968 CLUB SPORT	CLAS-LEG	2	10	9	1:54.868	16.784	1.035	120.6
14	25	Héctor Peiro Carrasco	CERRO NEGRO	HONDA CIVIC	3	1	7	6	1:55.103	17.019	0.235	120.4
15	53	Diego Blanco Torrecilla	CLUB JARAMA SPORT	PORSCHE 928	7	3	4	3	1:56.868	18.784	1.765	118.5
16	51	Luis Barroso Catalina	EFICAR TEAM	HONDA CIVIC 1.6	3	2	10	6	1:56.890	18.806	0.022	118.5
17	7	Jaime Cela Talavera	RASANTE SPORT	CITROEN SAXO 16V	3	3	11	10	1:59.313	21.229	2.423	116.1
18	12	José L. Crespillo Calderón	ESCUDERÍA CENTRO	PEUGEOT 207 THP	3	4	9	6	1:59.351	21.267	0.038	116.1
19	52	Rosendo De Augusto Ibañes	CD QUINTANO SPORT	BMW E36	7	4	5	4	1:59.619	21.535	0.268	115.8
20	4	Emilio J. López González	CERRO NEGRO	HYUNDAI GETZ	3	5	10	8	2:01.094	23.010	1.475	114.4
21	19	Jesus S. Escolar Alvarez	EFICAR TEAM	BMW 325	END1-2	1	8	7	2:02.192	24.108	1.098	113.4
22	24	Ángel J. Sobrino De Toro	CERRO NEGRO	FIAT PUNTO JTD	3	6	8	4	2:04.147	26.063	1.955	111.6
23	46	Claudia Sánchez Díaz	PARADINAS MOTORSPORT	BMW E36	END1-2	2	7	4	2:04.344	26.260	0.197	111.4
24	22	Jose Ayala Oliver	CERRO NEGRO	FIAT PUNTO HGT 1.8	3	7	10	4	2:04.474	26.390	0.130	111.3
25	15	Julián Alonso Sebastián	ULTIMA VUELTA	CITROEN SAXO	2	1	10	9	2:06.215	28.131	1.741	109.8
26	9	Mario Torregrosa Rincón	ULTIMA VUELTA	SUZUKI SWIFT	2	2	10	6	2:06.269	28.185	0.054	109.7
27	20	Martínez Pérez - Martínez Pérez	TIERRAS DE CASTILLA	CITROEN SAXO	2	3	9	7	2:06.795	28.711	0.526	109.3
28	17	Victor Garrido González	JARAMA SPORT	SUZUKI SWIFT CUP	2	4	10	9	2:08.150	30.066	1.355	108.1
29	21	Jorge Martínez García	TIERRAS DE CASTILLA	CITROEN SAXO	2	5	6	5	2:08.512	30.428	0.362	107.8
30	37	Aparicio Monedero - Braco Garrigos	HISPANO ALEMÁN RACING TEAM	OPEL CALIBRA	END1-2	3	8	6	2:08.546	30.462	0.034	107.8
31	14	Pablo Choclan Mendez	EFICAR TEAM	SEAT LEON MK1	5	3	3	2	2:10.736	32.652	2.190	106.0

Publicada a las:.....

Temp. Pista: **45.2 °C** Temp. Aire: **22.0 °C** Humedad: **45 %** Estado Pista: **SECA**

Director de Carrera:

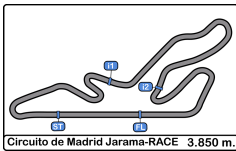
Fco. Javier SOLER

DC-0502-ESP/M

Cronometrador:


 María Jesús GAMAZO
 JOB-0499-ESP/M





Circuito de Madrid Jarama - RACE
Campeonato RACE Turismos
Entrenamiento Cronometrado
Resultados Provisionales por Categoría



Campeonato RACE Clase 2												
Clas	Nº	Piloto	Concursante	Vehiculo	Cat	Clas	N.V.	V.R.	Tiempo	Dif 1º	Dif Ant.	Km/h
1	15	Julián Alonso Sebastián	ULTIMA VUELTA	CITROEN SAXO	2	1	10	9	2:06.215			109.8
2	9	Mario Torregrosa Rincón	ULTIMA VUELTA	SUZUKI SWIFT	2	2	10	6	2:06.269	0.054	0.054	109.7
3	20	Martínez Pérez - Martínez Pérez	TIERRAS DE CASTILLA	CITROEN SAXO	2	3	9	7	2:06.795	0.580	0.526	109.3
4	17	Victor Garrido González	JARAMA SPORT	SUZUKI SWIFT CUP	2	4	10	9	2:08.150	1.935	1.355	108.1
5	21	Jorge Martínez García	TIERRAS DE CASTILLA	CITROEN SAXO	2	5	6	5	2:08.512	2.297	0.362	107.8

Campeonato RACE Clase 3												
Clas	Nº	Piloto	Concursante	Vehiculo	Cat	Clas	N.V.	V.R.	Tiempo	Dif 1º	Dif Ant.	Km/h
1	25	Héctor Peiro Carrasco	CERRO NEGRO	HONDA CIVIC	3	1	7	6	1:55.103			120.4
2	51	Luis Barroso Catalina	EFICAR TEAM	HONDA CIVIC 1.6	3	2	10	6	1:56.890	1.787	1.787	118.5
3	7	Jaime Cela Talavera	RASANTE SPORT	CITROEN SAXO 16V	3	3	11	10	1:59.313	4.210	2.423	116.1
4	12	José L. Crespillo Calderón	ESCUADERÍA CENTRO	PEUGEOT 207 THP	3	4	9	6	1:59.351	4.248	0.038	116.1
5	4	Emilio J. López González	CERRO NEGRO	HYUNDAI GETZ	3	5	10	8	2:01.094	5.991	1.743	114.4
6	24	Ángel J. Sobrino De Toro	CERRO NEGRO	FIAT PUNTO JTD	3	6	8	4	2:04.147	9.044	3.053	111.6
7	22	Jose Ayala Oliver	CERRO NEGRO	FIAT PUNTO HGT 1.8	3	7	10	4	2:04.474	9.371	0.327	111.3

Campeonato RACE Clase 5												
Clas	Nº	Piloto	Concursante	Vehiculo	Cat	Clas	N.V.	V.R.	Tiempo	Dif 1º	Dif Ant.	Km/h
1	10	Eloy Íñigo Varas	ESCUADERÍA CENTRO	SEAT LEON COPA MK1	5	1	8	5	1:51.622			124.1
2	54	Iván Hernández González	ESC. LA CORUÑA	RENAULT CLIO V	5	2	9	7	1:53.833	2.211	2.211	121.7
3	14	Pablo Choclan Mendez	EFICAR TEAM	SEAT LEON MK1	5	3	3	2	2:10.736	19.114	16.903	106.0

Campeonato RACE Clase 7												
Clas	Nº	Piloto	Concursante	Vehiculo	Cat	Clas	N.V.	V.R.	Tiempo	Dif 1º	Dif Ant.	Km/h
1	50	Juan Carlos Esteban García	AD DESGUACES LA TORRE	PEUGEOT 308 RACING CUP	7	1	8	7	1:45.445			131.4
2	8	Sergi Morera Hernandez	RASANTE SPORT	PEUGEOT 308 RACING CUP	7	2	5	4	1:48.200	2.755	2.755	128.0
3	53	Diego Blanco Torrecilla	CLUB JARAMA SPORT	PORSCHE 928	7	3	4	3	1:56.868	11.423	8.668	118.5
4	52	Rosendo De Augusto Ibañes	CD QUINTANO SPORT	BMW E36	7	4	5	4	1:59.619	14.174	2.751	115.8

Campeonato RACE Clase 8												
Clas	Nº	Piloto	Concursante	Vehiculo	Cat	Clas	N.V.	V.R.	Tiempo	Dif 1º	Dif Ant.	Km/h
1	26	Samuel Gómez Gómez	RX PRO RACING	HYUNDAI I30 CR	8	1	9	7	1:42.922			134.6
2	33	J. Francisco Gastafaga Martínez	RX PRO RACING	CUPRA TCR-SEC	8	2	12	8	1:45.171	2.249	2.249	131.7

Campeonato RACE Clase 9												
Clas	Nº	Piloto	Concursante	Vehiculo	Cat	Clas	N.V.	V.R.	Tiempo	Dif 1º	Dif Ant.	Km/h
1	29	Gian Maria Traversone	RGB RACING TEAM	PORSCHE 911 GT3 992	9	1	12	3	1:38.084			141.3
2	27	Daniel García Balboa	RGB RACING TEAM	PORSCHE 991 - 2 GT3 CUP	9	2	7	6	1:40.567	2.483	2.483	137.8
3	3	Samuel Pineda Sánchez	ESC. LA CORUÑA	LIGIER JS2R	9	3	10	10	1:42.869	4.785	2.302	134.7
4	47	Enric Roig Roldan	TBA	HONDA CIVIC	9	4	5	3	1:43.341	5.257	0.472	134.1
5	5	Plazio - Plazio	ULTIMA VUELTA	LIGIER JS2R	9	5	9	4	1:45.078	6.994	1.737	131.9

END1-2												
Clas	Nº	Piloto	Concursante	Vehiculo	Cat	Clas	N.V.	V.R.	Tiempo	Dif 1º	Dif Ant.	Km/h
1	19	Jesus S. Escolar Alvarez	EFICAR TEAM	BMW 325	END1-2	1	8	7	2:02.192			113.4
2	46	Claudia Sánchez Díaz	PARADINAS MOTORSPORT	BMW E36	END1-2	2	7	4	2:04.344	2.152	2.152	111.4
3	37	Aparicio Monedero - Braco Garrigos	HISPANO ALEMÁN RACING TEAM	OPEL CALIBRA	END1-2	3	8	6	2:08.546	6.354	4.202	107.8

CLAS-LEG												
Clas	Nº	Piloto	Concursante	Vehiculo	Cat	Clas	N.V.	V.R.	Tiempo	Dif 1º	Dif Ant.	Km/h
1	49	Luis Lopez Anos	REAL AUTO. CLUB CIRCUITO GUADALUPE	PORSCHE 968 CS	CLAS-LEG	1	11	10	1:43.496			133.9
2	48	Juan Carlos Zorrilla Hierro	AECD	PORSCHE 968 CLUB SPORT	CLAS-LEG	2	10	9	1:54.868	11.372	11.372	120.6

Publicada a las:.....

Temp. Pista: **45.2 °C** Temp. Aire: **22.0 °C** Humedad: **45 %** Estado Pista: **SECA**

<p>Director de Carrera: Fco. Javier SOLER DC-0502-ESP/M</p>	<p>Cronometrador:  María Jesús GAMAZO JOB-0499-ESP/M</p>
--	---





Circuito de Madrid Jarama - RACE
Campeonato RACE Turismos
Entrenamiento Cronometrado
Tiempos Por Vuelta



3 Samuel Pineda Sánchez							8 LIGIER JS2R							Sergi Morera Hernandez							PEUGEOT 308 RACING CUP										
9 ESC. LA CORUÑA							7 RASANTE SPORT																								
Vta.	D	Tiempo	Sector 1	Sector 2	Sector 3	V. Max.	Elapsed	Vta.	D	Tiempo	Sector 1	Sector 2	Sector 3	V. Max.	Elapsed	Vta.	D	Tiempo	Sector 1	Sector 2	Sector 3	V. Max.	Elapsed	Vta.	D	Tiempo	Sector 1	Sector 2	Sector 3	V. Max.	Elapsed
1		13:03:21.018	13:02:05.707	42.824	32.487	98.0	13:03:21.018																								
2		1:56.169	45.714	40.364	30.091	168.4	13:05:17.187																								
3		1:45.855	40.673	35.562	29.620	213.8	13:07:03.042																								
4		1:46.908	41.497	35.535	29.876	201.8	13:08:49.950																								
5		1:44.826	40.395	35.061	29.370	216.0	13:10:34.776																								
6		1:44.715	40.384	35.124	29.207	217.3	13:12:19.491																								
7		1:44.951	39.879	35.356	29.716	217.7	13:14:04.442																								
8		1:48.214	41.056	36.453	30.705	221.3	13:15:52.656																								
9		1:43.999	40.368	34.555	29.076	219.5	13:17:36.655																								
10		1:42.869	39.740	34.079	29.050	221.7	13:19:19.524																								
4 Emilio J. López González							9 MARIO TORREGROSA RINCÓN							SUZUKI SWIFT																	
3 CERRO NEGRO							2 ULTIMA VUELTA																								
Vta.	D	Tiempo	Sector 1	Sector 2	Sector 3	V. Max.	Elapsed	Vta.	D	Tiempo	Sector 1	Sector 2	Sector 3	V. Max.	Elapsed	Vta.	D	Tiempo	Sector 1	Sector 2	Sector 3	V. Max.	Elapsed	Vta.	D	Tiempo	Sector 1	Sector 2	Sector 3	V. Max.	Elapsed
1		13:02:50.801	13:01:26.734	47.480	36.587	78.9	13:02:50.801																								
2		2:05.696	47.869	42.282	35.545	161.4	13:04:56.497																								
3		2:03.121	46.605	41.919	34.597	179.4	13:06:59.618																								
4		2:03.106	47.558	41.719	33.829	174.1	13:09:02.724																								
5		2:03.207	46.817	41.952	34.438	182.7	13:11:05.931																								
6		2:13.072 P	46.486	41.792	44.794	180.3	13:13:19.003																								
7		3:38.953	2:20.938	43.575	34.440	96.6	13:16:57.956																								
8		2:01.094	46.031	41.044	34.019	186.8	13:18:59.050																								
9		2:01.594	46.341	41.380	33.873	182.7	13:21:00.644																								
10		3:10.544 P	1:03.398	1:06.477	1:00.669	170.3	13:24:11.188																								
5 Plazio - Plazio							9 MARIO TORREGROSA RINCÓN							SUZUKI SWIFT																	
9 ULTIMA VUELTA							2 ULTIMA VUELTA																								
Vta.	D	Tiempo	Sector 1	Sector 2	Sector 3	V. Max.	Elapsed	Vta.	D	Tiempo	Sector 1	Sector 2	Sector 3	V. Max.	Elapsed	Vta.	D	Tiempo	Sector 1	Sector 2	Sector 3	V. Max.	Elapsed	Vta.	D	Tiempo	Sector 1	Sector 2	Sector 3	V. Max.	Elapsed
1		13:02:15.300	13:00:58.857	43.197	33.246	90.8	13:02:15.300																								
2		1:53.984	43.696	39.548	30.740	181.2	13:04:09.284																								
3		1:46.886	41.540	35.446	29.900	219.0	13:05:56.170																								
4		1:45.078	40.354	34.866	29.858	225.0	13:07:41.248																								
5		1:47.908	40.632	37.155	30.121	226.8	13:09:29.156																								
6		1:47.369	42.231	35.351	29.787	214.7	13:11:16.525																								
7		1:49.955	43.680	36.397	29.878	219.0	13:13:06.480																								
8		1:45.643	40.506	35.005	30.132	224.5	13:14:52.123																								
9		2:19.095 P	46.985	45.256	46.854	202.6	13:17:11.218																								
7 Jaime Cela Talavera							9 MARIO TORREGROSA RINCÓN							SUZUKI SWIFT																	
3 RASANTE SPORT							2 ULTIMA VUELTA																								
Vta.	D	Tiempo	Sector 1	Sector 2	Sector 3	V. Max.	Elapsed	Vta.	D	Tiempo	Sector 1	Sector 2	Sector 3	V. Max.	Elapsed	Vta.	D	Tiempo	Sector 1	Sector 2	Sector 3	V. Max.	Elapsed	Vta.	D	Tiempo	Sector 1	Sector 2	Sector 3	V. Max.	Elapsed
1		13:02:23.720	13:01:01.113	45.677	36.930	81.8	13:02:23.720																								
2		2:05.035	46.851	42.859	35.325	175.3	13:04:28.755																								
3		2:01.901	46.383	41.141	34.377	183.3	13:06:30.656																								
4		2:00.371	45.973	40.860	33.538	183.3	13:08:31.027																								
5		2:01.561	45.813	41.295	34.453	179.7	13:10:32.588																								
6		2:02.098	47.257	41.020	33.821	186.5	13:12:34.686																								
7		2:01.068	46.853	40.801	33.414	166.4	13:14:35.754																								
8		2:01.826	45.747	42.220	33.859	192.1	13:16:37.580																								
9		2:00.793	45.673	41.710	33.410	184.6	13:18:38.373																								
10		1:59.313	45.693	40.430	33.190	191.1	13:20:37.686																								
11		2:52.233 P	58.380	1:00.693	53.160	173.6	13:23:29.919																								
8 Pablo Choclan Mendez							9 MARIO TORREGROSA RINCÓN							SUZUKI SWIFT																	
5 EFICAR TEAM							2 ULTIMA VUELTA																								
Vta.	D	Tiempo	Sector 1	Sector 2	Sector 3	V. Max.	Elapsed	Vta.	D	Tiempo	Sector 1	Sector 2	Sector 3	V. Max.	Elapsed	Vta.	D	Tiempo	Sector 1	Sector 2	Sector 3	V. Max.	Elapsed	Vta.	D	Tiempo	Sector 1	Sector 2	Sector 3	V. Max.	Elapsed
1		13:02:48.441	13:01:26.606	46.057	35.778	99.0	13:02:48.441																								
2		2:01.889	46.364	41.436	34.089	178.5	13:04:50.330																								
3		2:02.083	46.269	41.470	34.344	185.5	13:06:52.413																								
4		2:00.585	45.767	41.152	33.666	174.1	13:08:52.998																								
5		1:59.984	45.640	40.538	33.806	181.8	13:10:52.982																								
6		1:59.351	45.713	39.986	33.652	183.3	13:12:52.333																								
7		2:02.008	45.211	41.802	34.995	179.1	13:14:54.341																								
8		2:00.727	45.656	41.653	33.418	177.3	13:16:55.068																								
9		2:09.724 P	45.988	39.864	43.872	183.3	13:19:04.792																								





Circuito de Madrid Jarama - RACE
Campeonato RACE Turismos
Entrenamiento Cronometrado
Tiempos Por Vuelta



15 Julián Alonso Sebastián
 2 CITROEN SAXO
 ULTIMA VUELTA

Vta.	D	Tiempo	Sector 1	Sector 2	Sector 3	V. Max.	Elapsed
1		13:03:17.035	13:01:55.147	46.246	35.642	73.1	13:03:17.035
2		2:08.108	49.093	43.331	35.684	171.4	13:05:25.143
3		2:06.617	48.567	42.637	35.413	175.8	13:07:31.760
4		2:07.195	48.818	42.707	35.670	172.5	13:09:38.955
5		2:12.921	52.314	44.374	36.233	172.2	13:11:51.876
6		2:07.064	48.457	43.116	35.491	172.8	13:13:58.940
7		2:07.067	48.862	42.673	35.532	173.9	13:16:06.007
8		2:07.109	48.438	43.029	35.642	174.4	13:18:13.116
9		2:06.215	48.246	42.648	35.321	175.3	13:20:19.331
10		2:44.525 P	1:02.018	51.469	51.038	138.2	13:23:03.856

17 Víctor Garrido González
 2 SUZUKI SWIFT CUP
 JARAMA SPORT

Vta.	D	Tiempo	Sector 1	Sector 2	Sector 3	V. Max.	Elapsed
1		13:02:55.260	13:01:28.381	48.580	38.299	79.8	13:02:55.260
2		2:11.604	49.619	45.851	36.134	165.6	13:05:06.864
3		2:08.994	49.506	43.776	35.712	163.8	13:07:15.858
4		2:08.703	48.818	43.676	36.209	162.1	13:09:24.561
5		2:09.254	49.464	43.208	36.582	161.6	13:11:33.815
6		2:15.676	51.018	47.056	37.602	164.1	13:13:49.491
7		2:09.070	48.743	43.507	36.820	161.4	13:15:58.561
8		2:08.213	49.026	43.606	35.581	157.4	13:18:06.774
9		2:08.150	49.249	43.237	35.664	167.7	13:20:14.924
10		3:00.832 P	1:04.909	59.473	56.450	139.5	13:23:15.756

19 Jesus S. Escolar Alvarez
 END1-2 BMW 325
 EFICAR TEAM

Vta.	D	Tiempo	Sector 1	Sector 2	Sector 3	V. Max.	Elapsed
1		13:02:57.370	13:01:38.306	43.893	35.171	96.8	13:02:57.370
2		2:05.958	47.855	43.738	34.365	178.5	13:05:03.328
3		2:03.206	47.326	41.783	34.097	178.2	13:07:06.534
4		2:02.783	46.864	41.816	34.103	186.8	13:09:09.317
5		2:02.565	46.635	41.492	34.438	190.1	13:11:11.882
6		2:07.587	48.053	44.563	34.971	190.1	13:13:19.469
7		2:02.192	47.114	40.763	34.315	177.9	13:15:21.661
8		2:13.125 P	46.541	41.174	45.410	182.1	13:17:34.786

20 Martínez Pérez - Martínez Pérez
 2 CITROEN SAXO
 TIERRAS DE CASTILLA

Vta.	D	Tiempo	Sector 1	Sector 2	Sector 3	V. Max.	Elapsed
1		13:02:25.402	13:01:02.425	46.450	36.527	80.2	13:02:25.402
2		2:10.223	50.670	43.637	35.916	170.0	13:04:35.625
3		2:08.992	49.456	43.700	35.836	173.3	13:06:44.617
4		2:18.222 P	49.325	44.769	44.128	173.9	13:09:02.839
5		4:53.890	3:34.907	43.370	35.613	89.7	13:13:56.729
6		2:07.017	48.341	43.165	35.511	174.4	13:16:03.746
7		2:06.795	48.338	43.225	35.232	174.7	13:18:10.541
8		2:07.182	48.968	43.048	35.166	174.7	13:20:17.723
9		3:03.002 P	1:07.463	57.709	57.830	123.7	13:23:20.725

21 Jorge Martínez García
 2 CITROEN SAXO
 TIERRAS DE CASTILLA

Vta.	D	Tiempo	Sector 1	Sector 2	Sector 3	V. Max.	Elapsed
1		13:02:28.187	13:01:05.071	46.029	37.087	74.7	13:02:28.187
2		2:09.679	49.849	43.550	36.280	174.4	13:04:37.866
3		2:08.681	49.042	43.678	35.961	174.1	13:06:46.547
4		2:09.837	49.274	44.311	36.252	172.2	13:08:56.384
5		2:08.512	48.890	43.100	36.522	172.5	13:11:04.896
6		2:24.858 P	49.249	46.078	49.531	174.4	13:13:29.754

22 Jose Ayala Oliver
 3 FIAT PUNTO HGT 1.8
 CERRO NEGRO

Vta.	D	Tiempo	Sector 1	Sector 2	Sector 3	V. Max.	Elapsed
1		13:04:08.037	13:02:49.853	43.111	35.073	84.5	13:04:08.037
2		2:07.713	48.715	42.977	36.021	163.8	13:06:15.750
3		2:05.874	48.634	42.409	34.831	181.2	13:08:21.624
4		2:04.474	47.360	42.015	35.099	180.3	13:10:26.098
5		2:07.657	48.300	44.059	35.298	180.9	13:12:33.755
6		2:05.074	48.581	41.729	34.764	179.1	13:14:38.829
7		2:05.065	47.570	42.371	35.124	180.0	13:16:43.894
8		2:04.761	47.631	42.090	35.040	177.0	13:18:48.655
9		2:16.533	49.268	47.186	40.079	169.0	13:21:05.188
10		3:35.840 P	1:09.433	1:18.430	1:07.977	114.0	13:24:41.028

24 Ángel J. Sobrino De Toro
 3 FIAT PUNTO JTD
 CERRO NEGRO

Vta.	D	Tiempo	Sector 1	Sector 2	Sector 3	V. Max.	Elapsed
1		13:04:07.526	13:02:49.016	43.320	35.190	74.1	13:04:07.526
2		2:05.945	48.372	42.584	34.989	164.6	13:06:13.471
3		2:05.858	47.540	43.503	34.815	177.9	13:08:19.329
4		2:04.147	47.510	42.078	34.559	173.3	13:10:23.476
5		2:05.187	47.364	42.209	35.614	178.5	13:12:28.663
6		2:04.961	47.805	42.219	34.937	170.3	13:14:33.624
7		2:05.027	46.887	42.649	35.491	176.1	13:16:38.651
8		2:18.768 P	47.732	41.975	49.061	178.5	13:18:57.419

25 Héctor Peiro Carrasco
 3 HONDA CIVIC
 CERRO NEGRO

Vta.	D	Tiempo	Sector 1	Sector 2	Sector 3	V. Max.	Elapsed
1		13:04:58.822	13:03:29.671	50.464	38.687	55.7	13:04:58.822
2		2:02.938	49.642	40.009	33.287	143.6	13:07:01.760
3		1:57.159	45.656	39.114	32.389	174.4	13:08:58.919
4		2:40.761 P	53.121	56.801	50.839	149.7	13:11:39.680
5		4:36.546	3:14.277	48.634	33.635	77.7	13:16:16.226
6		1:55.103	43.876	38.890	32.337	186.2	13:18:11.329
7		2:39.998 P	55.380	55.260	49.358	140.0	13:20:51.327





Circuito de Madrid Jarama - RACE

Campeonato RACE Turismos Entrenamiento Cronometrado

Tiempos Por Vuelta



26	Samuel Gómez Gómez	HYUNDAI I30 CR	37	Aparicio Monedero - Braco Garrigos	OPEL CALIBRA
	8	RX PRO RACING		END1-2	HISPANO ALEMÁN RACING TEAM

Vta.	D	Tiempo	Sector 1	Sector 2	Sector 3	V. Max.	Elapsed	Vta.	D	Tiempo	Sector 1	Sector 2	Sector 3	V. Max.	Elapsed
1		13:02:37.896	13:01:23.968	42.725	31.203	101.0	13:02:37.896	1		13:03:19.231	13:01:56.573	46.025	36.633	61.4	13:03:19.231
2		1:58.278 P	41.769	37.272	39.237	187.5	13:04:36.174	2		2:10.853	49.789	43.152	37.912	180.3	13:05:30.084
3		4:58.164	3:53.555	35.488	29.121	112.9	13:09:34.338	3		2:09.128	49.192	43.078	36.858	178.8	13:07:39.212
4		1:44.748	40.119	35.014	29.615	226.4	13:11:19.086	4		6:39.438	5:16.556	45.973	36.909	77.9	13:14:18.650
5		1:44.843	40.112	35.271	29.460	228.8	13:13:03.929	5		2:09.274	49.330	43.192	36.752	178.2	13:16:27.924
6		1:43.100	39.740	34.447	28.913	228.3	13:14:47.029	6		2:08.546	48.743	43.149	36.654	179.7	13:18:36.470
7		1:42.922	39.200	34.726	28.996	230.2	13:16:29.951	7		2:09.135	49.154	43.082	36.899	178.5	13:20:45.605
8		1:44.003	39.609	34.698	29.696	227.3	13:18:13.954	8		2:57.554 P	1:06.151	54.755	56.648	133.0	13:23:43.159
9		1:54.931 P	39.781	34.382	40.768	221.7	13:20:08.885								

27	Daniel García Balboa	PORSCHE 991 - 2 GT3 CUP	46	Claudia Sánchez Díaz	BMW E36
	9	RGB RACING TEAM		END1-2	PARADINAS MOTORSPORT

Vta.	D	Tiempo	Sector 1	Sector 2	Sector 3	V. Max.	Elapsed	Vta.	D	Tiempo	Sector 1	Sector 2	Sector 3	V. Max.	Elapsed
1		13:03:20.149	13:02:04.845	42.441	32.863	96.8	13:03:20.149	1		13:07:23.018	13:05:52.767	54.258	35.993	70.0	13:07:23.018
2		1:54.917	45.934	39.860	29.123	158.8	13:05:15.066	2		2:04.436	47.445	42.016	34.975	183.3	13:09:27.454
3		1:44.612	39.319	34.647	30.646	231.7	13:06:59.678	3		2:43.431	58.248	1:04.489	40.694	187.5	13:12:10.885
4		1:42.436	38.658	35.340	28.438	239.4	13:08:42.114	4		2:04.344	47.163	42.292	34.889	184.6	13:14:15.229
5		1:41.548	38.607	34.423	28.518	243.2	13:10:23.662	5		3:03.337	1:00.926	1:07.699	54.712	183.6	13:17:18.566
6		1:40.567	38.761	33.669	28.137	234.2	13:12:04.229	6		2:57.902	1:13.097	1:04.217	40.588	104.7	13:20:16.468
7		2:03.077 P	38.641	37.136	47.300	243.7	13:14:07.306	7		3:01.312 P	1:07.547	55.933	57.832	138.2	13:23:17.780

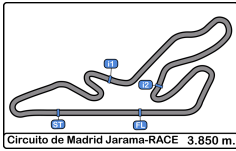
29	Gian Maria Traversone	PORSCHE 911 GT3 992	47	Enric Roig Roldan	HONDA CIVIC
	9	RGB RACING TEAM		9	TBA

Vta.	D	Tiempo	Sector 1	Sector 2	Sector 3	V. Max.	Elapsed	Vta.	D	Tiempo	Sector 1	Sector 2	Sector 3	V. Max.	Elapsed
1		13:03:06.598	13:01:57.446	38.630	30.522	74.1	13:03:06.598	1		13:05:29.486	13:04:18.785	39.375	31.326	61.3	13:05:29.486
2		1:43.684	39.005	35.610	29.069	246.5	13:04:50.282	2		1:46.044	41.486	35.609	28.949	191.1	13:07:15.530
3		1:38.084	37.644	32.481	27.959	252.9	13:06:28.366	3		1:43.341	40.176		2:12.290	198.1	13:08:58.871
4		1:39.556	37.923	33.708	27.925	249.4	13:08:07.922	4		2:25.474	50.015		4:37.764	163.3	13:11:24.345
5		1:38.532	37.544	31.975	29.013	251.7	13:09:46.454	5		2:09.089 P	40.494	41.644	46.951	215.1	13:13:33.434
6		1:39.989	39.126	32.021	28.842	250.0	13:11:26.443								
7		1:41.559	37.844	33.155	30.560	254.7	13:13:08.002								
8		1:56.521	48.273	39.384	28.864	145.7	13:15:04.523								
9		1:41.219	38.516	34.277	28.426	253.5	13:16:45.742								
10		1:38.783	38.125	32.922	27.736	252.3	13:18:24.525								
11		1:42.313	38.208	34.855	29.250	252.9	13:20:06.838								
12		2:22.917 P	52.442	45.293	45.182	183.6	13:22:29.755								

33	J. Francisco Gastafiaga Martínez	CUPRA TCR-SEC	48	Juan Carlos Zorrilla Hierro	PORSCHE 968 CLUB SPORT
	8	RX PRO RACING		CLAS-LEG	AECD

Vta.	D	Tiempo	Sector 1	Sector 2	Sector 3	V. Max.	Elapsed	Vta.	D	Tiempo	Sector 1	Sector 2	Sector 3	V. Max.	Elapsed
1		13:02:17.291	13:00:58.329	46.774	32.188	78.6	13:02:17.291	1		13:02:50.836	13:01:19.005	53.180	38.651	70.4	13:02:50.836
2		2:05.968	51.542	43.339	31.087	153.4	13:04:23.259	2		2:08.017	51.104	42.261	34.652	148.1	13:04:58.853
3		1:49.681	41.539	36.550	31.592	207.6	13:06:12.940	3		2:01.174	47.318	40.074	33.782	176.1	13:07:00.027
4		1:46.776	41.434	35.592	29.750	194.9	13:07:59.716	4		1:58.722	46.759	39.336	32.627	175.8	13:08:58.749
5		1:46.689	40.982	35.554	30.153	201.4	13:09:46.405	5		2:17.019 P	50.341	41.697	44.981	185.5	13:11:15.768
6		1:52.995	42.434	39.511	31.050	194.9	13:11:39.400	6		3:43.040	2:10.594	57.460	34.986	72.7	13:14:58.808
7		1:57.185	42.420	44.364	30.401	203.3	13:13:36.585	7		1:56.836	44.259	39.965	32.612	194.9	13:16:55.644
8		1:45.171	40.570	35.153	29.448	205.7	13:15:21.756	8		1:54.937	44.471	38.541	31.925	188.4	13:18:50.581
9		1:46.105	40.469	35.297	30.339	205.7	13:17:07.861	9		1:54.868	43.938	38.750	32.180	196.3	13:20:45.449
10		2:00.983	40.456	43.644	36.883	206.8	13:19:08.844	10		2:51.764 P	1:03.041	56.892	51.831	151.4	13:23:37.213
11		1:47.791	40.535	36.604	30.652	213.4	13:20:56.635								
12		3:12.222 P	1:00.537	1:02.514	1:09.171	141.1	13:24:08.857								





Circuito de Madrid Jarama - RACE

Campeonato RACE Turismos

Entrenamiento Cronometrado

Tiempos Por Vuelta



49

Luis Lopez Anos

PORSCHE 968 CS 54

Iván Hernández González

RENAULT CLIO V

CLAS-LEG REAL AUTO. CLUB CIRCUITO GUADALUPE

5

ESC. LA CORUÑA

Vta.	D	Tiempo	Sector 1	Sector 2	Sector 3	V. Max.	Elapsed	Vta.	D	Tiempo	Sector 1	Sector 2	Sector 3	V. Max.	Elapsed
1		13:02:28.086	13:01:09.261	45.758	33.067	74.4	13:02:28.086	1		13:03:26.535	13:02:09.975	41.945	34.615	90.3	13:03:26.535
2		1:56.763	44.088	40.561	32.114	185.5	13:04:24.849	2		1:56.244	44.690	38.898	32.656	196.0	13:05:22.779
3		1:54.203	43.848	38.935	31.420	188.4	13:06:19.052	3		1:55.013	43.705	38.918	32.390	196.3	13:07:17.792
4		1:54.416	43.980	39.176	31.260	189.1	13:08:13.468	4		1:54.167	43.508	38.668	31.991	200.7	13:09:11.959
5		1:51.710	43.009	38.091	30.610	193.2	13:10:05.178	5		2:02.872	43.807	40.077	38.988	199.6	13:11:14.831
6		1:52.205	42.772	38.460	30.973	200.7	13:11:57.383	6		2:04.857	50.147	41.937	32.773	200.3	13:13:19.688
7		2:17.034 P	47.870	45.134	44.030	173.9	13:14:14.417	7		1:53.833	43.589	38.295	31.949	195.6	13:15:13.521
8		3:50.100	2:42.278	37.029	30.793	73.8	13:18:04.517	8		1:53.878	43.393	37.888	32.597	198.1	13:17:07.399
9		1:44.808	40.340	35.147	29.321	210.9	13:19:49.325	9		2:18.668 P	47.214	43.716	47.738	189.1	13:19:26.067
10		1:43.496	40.120	34.483	28.893	216.0	13:21:32.821								
11		2:44.724 P	47.179	56.421	1:01.124	210.9	13:24:17.545								

50

Juan Carlos Esteban Garcia

PEUGEOT 308 RACING CUP

7

AD DESGUACES LA TORRE

Vta.	D	Tiempo	Sector 1	Sector 2	Sector 3	V. Max.	Elapsed
1		13:02:32.000	13:01:18.604	40.021	33.375	80.7	13:02:32.000
2		1:53.378	45.810	37.002	30.566	170.0	13:04:25.378
3		1:48.379	41.927	36.265	30.187	193.8	13:06:13.757
4		2:03.487 P	43.954	36.369	43.164	196.7	13:08:17.244
5		3:49.510	2:41.716	38.299	29.495	98.9	13:12:06.754
6		1:46.669	40.940	35.047	30.682	203.7	13:13:53.423
7		1:45.445	41.046	34.962	29.437	198.8	13:15:38.868
8		2:50.131 P	50.774	1:08.875	50.482	218.1	13:18:28.999

51

Luis Barroso Catalina

HONDA CIVIC 1.6

3

EFICAR TEAM

Vta.	D	Tiempo	Sector 1	Sector 2	Sector 3	V. Max.	Elapsed
1		13:02:50.954	13:01:29.388	46.809	34.757	74.9	13:02:50.954
2		1:58.794	45.936	40.019	32.839	174.7	13:04:49.748
3		1:56.934	44.637	39.396	32.901	189.8	13:06:46.682
4		1:57.560	45.233	39.223	33.104	183.9	13:08:44.242
5		1:59.480	45.618	40.732	33.130	188.8	13:10:43.722
6		1:56.890	44.801	39.021	33.068	189.4	13:12:40.612
7		2:41.517 P	48.402	50.200	1:02.915	190.4	13:15:22.129
8		4:29.308	3:13.615	41.473	34.220	75.4	13:19:51.437
9		1:59.975	47.463	39.312	33.200	186.5	13:21:51.412
10		3:13.157 P	1:03.970	1:02.891	1:06.296	118.9	13:25:04.569

52

Rosendo De Augusto Ibañes

BMW E36

7

CD QUINTANO SPORT

Vta.	D	Tiempo	Sector 1	Sector 2	Sector 3	V. Max.	Elapsed
1		13:02:56.745	13:01:35.779	43.857	37.109	76.9	13:02:56.745
2		2:10.556 P	48.675	40.894	40.987	150.8	13:05:07.301
3		3:56.692	2:44.308	39.808	32.576	64.7	13:09:03.993
4		1:59.619	45.898	40.546	33.175	185.2	13:11:03.612
5		2:09.825 P	46.324	40.321	43.180	169.8	13:13:13.437

53

Diego Blanco Torrecilla

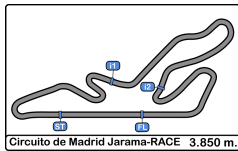
PORSCHE 928

7

CLUB JARAMA SPORT

Vta.	D	Tiempo	Sector 1	Sector 2	Sector 3	V. Max.	Elapsed
1		13:02:54.836	13:01:36.456	43.936	34.444	80.4	13:02:54.836
2		1:57.470	44.700	39.380	33.390	185.8	13:04:52.306
3		1:56.868	44.767	39.686	32.415	185.2	13:06:49.174
4		1:57.571	45.024	40.083	32.464	179.4	13:08:46.745
5			50.258	47.988		176.4	



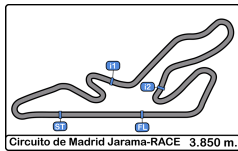


Circuito de Madrid Jarama - RACE
Campeonato RACE Turismos
Entrenamiento Cronometrado
Mejores Sectores



Sector - 1			Sector - 2			Sector - 3			Vuelta Ideal vs Mejor Vuelta						
Clas	Nº	Piloto	Tiempo	Nº	Piloto	Tiempo	Nº	Piloto	Tiempo	Clas	Nº	Piloto	Vta. Ideal	Mejor Vta.	Clas
1	29	Gian Maria Traversone	37.544	29	Gian Maria Traversone	31.975	29	Gian Maria Traversone	27.736	1	29	Gian Maria Traversone	1:37.255	1:38.084	1
2	27	Daniel García Balboa	38.607	27	Daniel García Balboa	33.669	27	Daniel García Balboa	28.137	2	27	Daniel García Balboa	1:40.413	1:40.567	2
3	26	Samuel Gómez Gómez	39.200	3	Samuel Pineda Sánchez	34.079	49	Luis Lopez Anos	28.893	3	26	Samuel Gómez Gómez	1:42.495	1:42.922	4
4	3	Samuel Pineda Sánchez	39.740	26	Samuel Gómez Gómez	34.382	26	Samuel Gómez Gómez	28.913	4	3	Samuel Pineda Sánchez	1:42.869	1:42.869	3
5	49	Luis Lopez Anos	40.120	49	Luis Lopez Anos	34.483	47	Enric Roig Roldan	28.949	5	49	Luis Lopez Anos	1:43.496	1:43.496	6
6	47	Enric Roig Roldan	40.176	5	Plazio - Plazio	34.866	3	Samuel Pineda Sánchez	29.050	6	47	Enric Roig Roldan	1:44.734	1:43.341	5
7	5	Plazio - Plazio	40.354	50	Juan Carlos Esteban Garcia	34.962	50	Juan Carlos Esteban Garcia	29.437	7	5	Plazio - Plazio	1:45.007	1:45.078	7
8	33	J. Francisco Gastafaga Martínez	40.456	33	J. Francisco Gastafaga Martínez	35.153	33	J. Francisco Gastafaga Martínez	29.448	8	33	J. Francisco Gastafaga Martínez	1:45.057	1:45.171	8
9	50	Juan Carlos Esteban Garcia	40.940	8	Sergi Morera Hernandez	35.244	5	Plazio - Plazio	29.787	9	50	Juan Carlos Esteban Garcia	1:45.339	1:45.445	9
10	8	Sergi Morera Hernandez	41.346	47	Enric Roig Roldan	35.609	8	Sergi Morera Hernandez	30.272	10	8	Sergi Morera Hernandez	1:46.862	1:48.200	10
11	10	Eloy Íñigo Varas	42.980	10	Eloy Íñigo Varas	37.058	10	Eloy Íñigo Varas	31.341	11	10	Eloy Íñigo Varas	1:51.379	1:51.622	11
12	54	Iván Hernández González	43.393	54	Iván Hernández González	37.888	48	Juan Carlos Zorrilla Hierro	31.925	12	54	Iván Hernández González	1:53.230	1:53.833	12
13	25	Héctor Peiro Carrasco	43.876	48	Juan Carlos Zorrilla Hierro	38.541	54	Iván Hernández González	31.949	13	48	Juan Carlos Zorrilla Hierro	1:54.404	1:54.868	13
14	48	Juan Carlos Zorrilla Hierro	43.938	25	Héctor Peiro Carrasco	38.890	25	Héctor Peiro Carrasco	32.337	14	25	Héctor Peiro Carrasco	1:55.103	1:55.103	14
15	51	Luis Barroso Catalina	44.637	51	Luis Barroso Catalina	39.021	53	Diego Blanco Torrecilla	32.415	15	53	Diego Blanco Torrecilla	1:56.495	1:56.868	15
16	53	Diego Blanco Torrecilla	44.700	53	Diego Blanco Torrecilla	39.380	52	Rosendo De Augusto Ibañes	32.576	16	51	Luis Barroso Catalina	1:56.497	1:56.890	16
17	12	José L. Crespillo Calderón	45.211	52	Rosendo De Augusto Ibañes	39.808	51	Luis Barroso Catalina	32.839	17	52	Rosendo De Augusto Ibañes	1:58.282	1:59.619	19
18	7	Jaime Cela Talavera	45.673	12	José L. Crespillo Calderón	39.864	7	Jaime Cela Talavera	33.190	18	12	José L. Crespillo Calderón	1:58.493	1:59.351	18
19	52	Rosendo De Augusto Ibañes	45.898	7	Jaime Cela Talavera	40.430	12	José L. Crespillo Calderón	33.418	19	7	Jaime Cela Talavera	1:59.293	1:59.313	17
20	4	Emilio J. López González	46.031	19	Jesus S. Escolar Alvarez	40.763	4	Emilio J. López González	33.829	20	4	Emilio J. López González	2:00.904	2:01.094	20
21	19	Jesus S. Escolar Alvarez	46.541	4	Emilio J. López González	41.044	19	Jesus S. Escolar Alvarez	34.097	21	19	Jesus S. Escolar Alvarez	2:01.401	2:02.192	21
22	24	Ángel J. Sobrino De Toro	46.887	22	Jose Ayala Oliver	41.729	24	Ángel J. Sobrino De Toro	34.559	22	24	Ángel J. Sobrino De Toro	2:03.421	2:04.147	22
23	46	Claudia Sánchez Díaz	47.163	24	Ángel J. Sobrino De Toro	41.975	22	Jose Ayala Oliver	34.764	23	22	Jose Ayala Oliver	2:03.853	2:04.474	24
24	22	Jose Ayala Oliver	47.360	46	Claudia Sánchez Díaz	42.016	46	Claudia Sánchez Díaz	34.889	24	46	Claudia Sánchez Díaz	2:04.068	2:04.344	23
25	9	Mario Torregrosa Rincón	47.916	15	Julián Alonso Sebastián	42.637	9	Mario Torregrosa Rincón	34.954	25	9	Mario Torregrosa Rincón	2:05.761	2:06.269	26
26	15	Julián Alonso Sebastián	48.246	9	Mario Torregrosa Rincón	42.891	20	Martínez Pérez - Martínez Pérez	35.166	26	15	Julián Alonso Sebastián	2:06.204	2:06.215	25
27	20	Martínez Pérez - Martínez Pérez	48.338	14	Pablo Choclan Mendez	42.945	15	Julián Alonso Sebastián	35.321	27	20	Martínez Pérez - Martínez Pérez	2:06.552	2:06.795	27
28	17	Victor Garrido González	48.743	20	Martínez Pérez - Martínez Pérez	43.048	17	Victor Garrido González	35.581	28	17	Victor Garrido González	2:07.532	2:08.150	28
29	37	Aparicio Monedero - Braco Garrigos	48.743	37	Aparicio Monedero - Braco Garrigos	43.078	21	Jorge Martínez García	35.961	29	21	Jorge Martínez García	2:07.951	2:08.512	29
30	21	Jorge Martínez García	48.890	21	Jorge Martínez García	43.100	14	Pablo Choclan Mendez	36.031	30	37	Aparicio Monedero - Braco Garrigos	2:08.454	2:08.546	30
31	14	Pablo Choclan Mendez	51.760	17	Victor Garrido González	43.208	37	Aparicio Monedero - Braco Garrigos	36.633	31	14	Pablo Choclan Mendez	2:10.736	2:10.736	31





Circuito de Madrid Jarama - RACE
Campeonato RACE Turismos
Entrenamiento Cronometrado
5 Mejores Tiempos



Clas	Nº	Piloto	Concursante	Vehículo	Cat	Mejor 1		Mejor 2		Mejor 3		Mejor 4		Mejor 5	
						Tiempo	Vta.	Tiempo	Vta.	Tiempo	Vta.	Tiempo	Vta.	Tiempo	Vta.
1	29	Gian Maria Traversone	RGB RACING TEAM	PORSCHE 911 GT3 992	9	1:38.084	3	1:38.532	5	1:38.783	10	1:39.556	4	1:39.989	6
2	27	Daniel García Balboa	RGB RACING TEAM	PORSCHE 991 - 2 GT3 CUP	9	1:40.567	6	1:41.548	5	1:42.436	4	1:44.612	3	1:54.917	2
3	3	Samuel Pineda Sánchez	ESC. LA CORUÑA	LIGIER JS2R	9	1:42.869	10	1:43.999	9	1:44.715	6	1:44.826	5	1:44.951	7
4	26	Samuel Gómez Gómez	RX PRO RACING	HYUNDAI I30 CR	8	1:42.922	7	1:43.100	6	1:44.003	8	1:44.748	4	1:44.843	5
5	47	Enric Roig Roldan	TBA	HONDA CIVIC	9	1:43.341	3	1:46.044	2	2:09.089	5	2:25.474	4		
6	49	Luis Lopez Anos	REAL AUTO. CLUB CIRCUITO GUADALUPE	PORSCHE 968 CS	CLAS-LEG	1:43.496	10	1:44.808	9	1:51.710	5	1:52.205	6	1:54.203	3
7	5	Plazio - Plazio	ULTIMA VUELTA	LIGIER JS2R	9	1:45.078	4	1:45.643	8	1:46.886	3	1:47.369	6	1:47.908	5
8	33	J. Francisco Gastañaga Martínez	RX PRO RACING	CUPRA TCR-SEC	8	1:45.171	8	1:46.105	9	1:46.689	5	1:46.776	4	1:47.791	11
9	50	Juan Carlos Esteban Garcia	AD DESGUACES LA TORRE	PEUGEOT 308 RACING CUP	7	1:45.445	7	1:46.669	6	1:48.379	3	1:53.378	2	2:03.487	4
10	8	Sergi Morera Hernandez	RASANTE SPORT	PEUGEOT 308 RACING CUP	7	1:48.200	4	1:49.271	3	1:50.931	2	2:06.791	5		
11	10	Eloy Íñigo Varas	ESCUDERÍA CENTRO	SEAT LEON COPA MK1	5	1:51.622	5	1:52.773	4	1:54.822	3	1:58.830	2	2:17.116	8
12	54	Iván Hernández González	ESC. LA CORUÑA	RENAULT CLIO V	5	1:53.833	7	1:53.878	8	1:54.167	4	1:55.013	3	1:56.244	2
13	48	Juan Carlos Zorrilla Hierro	AECD	PORSCHE 968 CLUB SPORT	CLAS-LEG	1:54.868	9	1:54.937	8	1:56.836	7	1:58.722	4	2:01.174	3
14	25	Héctor Peiro Carrasco	CERRO NEGRO	HONDA CIVIC	3	1:55.103	6	1:57.159	3	2:02.938	2	2:39.998	7	2:40.761	4
15	53	Diego Blanco Torrecilla	CLUB JARAMA SPORT	PORSCHE 928	7	1:56.868	3	1:57.470	2	1:57.571	4				
16	51	Luis Barroso Catalina	EFICAR TEAM	HONDA CIVIC 1.6	3	1:56.890	6	1:56.934	3	1:57.560	4	1:58.794	2	1:59.480	5
17	7	Jaime Cela Talavera	RASANTE SPORT	CITROEN SAXO 16V	3	1:59.313	10	2:00.371	4	2:00.793	9	2:01.068	7	2:01.561	5
18	12	José L. Crespillo Calderón	ESCUDERÍA CENTRO	PEUGEOT 207 THP	3	1:59.351	6	1:59.984	5	2:00.585	4	2:00.727	8	2:01.889	2
19	52	Rosendo De Augusto Ibañes	CD QUINTANO SPORT	BMW E36	7	1:59.619	4	2:09.825	5	2:10.556	2	3:56.692	3		
20	4	Emilio J. López González	CERRO NEGRO	HYUNDAI GETZ	3	2:01.094	8	2:01.594	9	2:03.106	4	2:03.121	3	2:03.207	5
21	19	Jesus S. Escolar Alvarez	EFICAR TEAM	BMW 325	END1-2	2:02.192	7	2:02.565	5	2:02.783	4	2:03.206	3	2:05.958	2
22	24	Ángel J. Sobrino De Toro	CERRO NEGRO	FIAT PUNTO JTD	3	2:04.147	4	2:04.961	6	2:05.027	7	2:05.187	5	2:05.858	3
23	46	Claudia Sánchez Díaz	PARADINAS MOTORSPORT	BMW E36	END1-2	2:04.344	4	2:04.436	2	2:43.431	3	2:57.902	6	3:01.312	7
24	22	Jose Ayala Oliver	CERRO NEGRO	FIAT PUNTO HGT 1.8	3	2:04.474	4	2:04.761	8	2:05.065	7	2:05.074	6	2:05.874	3
25	15	Julián Alonso Sebastián	ULTIMA VUELTA	CITROEN SAXO	2	2:06.215	9	2:06.617	3	2:07.064	6	2:07.067	7	2:07.109	8
26	9	Mario Torregrosa Rincón	ULTIMA VUELTA	SUZUKI SWIFT	2	2:06.269	6	2:06.446	7	2:06.725	5	2:06.746	8	2:07.001	9
27	20	Martínez Pérez - Martínez Pérez	TIERRAS DE CASTILLA	CITROEN SAXO	2	2:06.795	7	2:07.017	6	2:07.182	8	2:08.992	3	2:10.223	2
28	17	Victor Garrido González	JARAMA SPORT	SUZUKI SWIFT CUP	2	2:08.150	9	2:08.213	8	2:08.703	4	2:08.994	3	2:09.070	7
29	21	Jorge Martínez García	TIERRAS DE CASTILLA	CITROEN SAXO	2	2:08.512	5	2:08.681	3	2:09.679	2	2:09.837	4	2:24.858	6
30	37	Aparicio Monedero - Braico Garrigos	HISPANO ALEMÁN RACING TEAM	OPEL CALIBRA	END1-2	2:08.546	6	2:09.128	3	2:09.135	7	2:09.274	5	2:10.853	2
31	14	Pablo Choclan Mendez	EFICAR TEAM	SEAT LEON MK1	5	2:10.736	2	2:30.609	3						



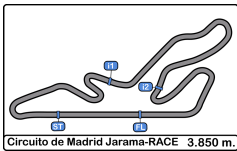


Circuito de Madrid Jarama - RACE
Campeonato RACE Turismos
Entrenamiento Cronometrado
5 Mejores Velocidades



Clas	Nº	Piloto	Concursante	Vehiculo	Cat	Máxima 1		Máxima 2		Máxima 3		Máxima 4		Máxima 5		Media
						Km/h	Vta.	Km/h	Vta.	Km/h	Vta.	Km/h	Vta.	Km/h	Vta.	
1	29	Gian Maria Traversone	RGB RACING TEAM	PORSCHE 911 GT3 992	9	254.7	7	253.5	9	252.9	3	252.9	11	252.3	10	253.2
2	27	Daniel García Balboa	RGB RACING TEAM	PORSCHE 991 - 2 GT3 CUP	9	243.7	7	243.2	5	239.4	4	234.2	6	231.7	3	238.5
3	26	Samuel Gómez Gómez	RX PRO RACING	HYUNDAI I30 CR	8	230.2	7	228.8	5	228.3	6	227.3	8	226.4	4	228.2
4	5	Plazio - Plazio	ULTIMA VUELTA	LIGIER JS2R	9	226.8	5	225.0	4	224.5	8	219.0	3	219.0	7	222.9
5	3	Samuel Pineda Sánchez	ESC. LA CORUÑA	LIGIER JS2R	9	221.7	10	221.3	8	219.5	9	217.7	7	217.3	6	219.5
6	8	Sergi Morera Hernandez	RASANTE SPORT	PEUGEOT 308 RACING CUP	7	218.6	4	210.1	3	203.0	5	197.4	2	98.0	1	185.4
7	50	Juan Carlos Esteban Garcia	AD DESGUACES LA TORRE	PEUGEOT 308 RACING CUP	7	218.1	8	203.7	6	198.8	7	196.7	4	193.8	3	202.2
8	49	Luis Lopez Anos	REAL AUTO. CLUB CIRCUITO GUADALUPE	PORSCHE 968 CS	CLAS-LEG	216.0	10	210.9	9	210.9	11	200.7	6	193.2	5	206.3
9	47	Enric Roig Roldan	TBA	HONDA CIVIC	9	215.1	5	198.1	3	191.1	2	163.3	4	61.3	1	165.8
10	33	J. Francisco Gastalaga Martínez	RX PRO RACING	CUPRA TCR-SEC	8	213.4	11	207.6	3	206.8	10	205.7	8	205.7	9	207.8
11	10	Eloy Íñigo Varas	ESCUDERÍA CENTRO	SEAT LEON COPA MK1	5	204.1	5	197.0	4	196.7	8	191.1	3	173.0	2	192.4
12	54	Iván Hernández González	ESC. LA CORUÑA	RENAULT CLIO V	5	200.7	4	200.3	6	199.6	5	198.1	8	196.3	3	199.0
13	48	Juan Carlos Zorrilla Hierro	AECD	PORSCHE 968 CLUB CUP	CLAS-LEG	196.3	9	194.9	7	188.4	8	185.5	5	176.1	3	188.3
14	7	Jaime Cela Talavera	RASANTE SPORT	CITROEN SAXO 16V	3	192.1	8	191.1	10	186.5	6	184.6	9	183.3	3	187.5
15	51	Luis Barroso Catalina	EFICAR TEAM	HONDA CIVIC 1.6	3	190.4	7	189.8	3	189.4	6	188.8	5	186.5	9	189.0
16	19	Jesus S. Escolar Alvarez	EFICAR TEAM	BMW 325	END1-2	190.1	5	190.1	6	186.8	4	182.1	8	178.5	2	185.5
17	46	Claudia Sánchez Díaz	PARADINAS MOTORSPORT	BMW E36	END1-2	187.5	3	184.6	4	183.6	5	183.3	2	138.2	7	175.4
18	4	Emilio J. López González	CERRO NEGRO	HYUNDAI GETZ	3	186.8	8	182.7	5	182.7	9	180.3	6	179.4	3	182.4
19	25	Héctor Peiro Carrasco	CERRO NEGRO	HONDA CIVIC	3	186.2	6	174.4	3	149.7	4	143.6	2	140.0	7	158.8
20	53	Diego Blanco Torrecilla	CLUB JARAMA SPORT	PORSCHE 928	7	185.8	2	185.2	3	179.4	4	176.4	5	80.4	1	161.4
21	12	José L. Crespillo Calderón	ESCUDERÍA CENTRO	PEUGEOT 207 THP	3	185.5	3	183.3	6	183.3	9	181.8	5	179.1	7	182.6
22	52	Rosendo De Augusto Ibañes	CD QUINTANO SPORT	BMW E36	7	185.2	4	169.8	5	150.8	2	76.9	1	64.7	3	129.5
23	22	Jose Ayala Oliver	CERRO NEGRO	FIAT PUNTO HGT 1.8	3	181.2	3	180.9	5	180.3	4	180.0	7	179.1	6	180.3
24	37	Aparicio Monedero - Braco Garrigos	HISPANO ALEMÁN RACING TEAM	OPEL CALIBRA	END1-2	180.3	2	179.7	6	178.8	3	178.5	7	178.2	5	179.1
25	24	Ángel J. Sobrino De Toro	CERRO NEGRO	FIAT PUNTO JTD	3	178.5	5	178.5	8	177.9	3	176.1	7	173.3	4	176.8
26	15	Julían Alonso Sebastián	ULTIMA VUELTA	CITROEN SAXO	2	175.8	3	175.3	9	174.4	8	173.9	7	172.8	6	174.4
27	20	Martínez Pérez - Martínez Pérez	TIERRAS DE CASTILLA	CITROEN SAXO	2	174.7	7	174.7	8	174.4	6	173.9	4	173.3	3	174.2
28	21	Jorge Martínez García	TIERRAS DE CASTILLA	CITROEN SAXO	2	174.4	2	174.4	6	174.1	3	172.5	5	172.2	4	173.5
29	9	Mario Torregrosa Rincón	ULTIMA VUELTA	SUZUKI SWIFT	2	169.0	5	168.7	4	168.7	8	167.4	9	166.1	6	168.0
30	17	Victor Garrido González	JARAMA SPORT	SUZUKI SWIFT CUP	2	167.7	9	165.6	2	164.1	6	163.8	3	162.1	4	164.7
31	14	Pablo Choclan Mendez	EFICAR TEAM	SEAT LEON MK1	5	148.5	3	138.1	2	86.4	1					124.3



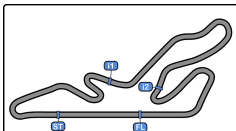


Circuito de Madrid Jarama - RACE
Campeonato RACE Turismos
Entrenamiento Cronometrado
Secuencia Vueltas Rápidas



Vta	Hora Día	T Sesion	Nº	Piloto	Concursante	Vehiculo	Cat	Tiempo	Km/h
2	13:04:09.284	4:09.284	5	Plazio - Plazio	ULTIMA VUELTA	LIGIER JS2R	9	1:53.984	121.5
2	13:04:25.378	4:25.378	50	Juan Carlos Esteban Garcia	AD DESGUACES LA TORRE	PEUGEOT 308 RACING CUP	7	1:53.378	122.2
2	13:04:50.282	4:50.282	29	Gian Maria Traversone	RGB RACING TEAM	PORSCHE 911 GT3 992	9	1:43.684	133.6
3	13:06:28.366	6:28.366	29	Gian Maria Traversone	RGB RACING TEAM	PORSCHE 911 GT3 992	9	1:38.084	141.3





Circuito de Madrid Jarama - RACE
Campeonato RACE Turismos
Entrenamiento Cronometrado
Mejor Máxima Velocidad del Evento



Cls	Nº	Piloto	Concursante	Vehículo	Cat	Km/h	Sesión
1	29	Gian Maria Traversone	RGB RACING TEAM	PORSCHE 911 GT3 992	9	254.7	Entrenamiento Cronometrado
2	27	Daniel García Balboa	RGB RACING TEAM	PORSCHE 991 - 2 GT3 CUP	9	243.7	Entrenamiento Cronometrado
3	26	Samuel Gómez Gómez	RX PRO RACING	HYUNDAI I30 CR	8	230.7	Entrenamiento Libre
4	5	Plazio - Plazio	ULTIMA VUELTA	LIGIER JS2R	9	226.8	Entrenamiento Cronometrado
5	3	Samuel Pineda Sánchez	ESC. LA CORUÑA	LIGIER JS2R	9	221.7	Entrenamiento Cronometrado
6	8	Sergi Morera Hernandez	RASANTE SPORT	PEUGEOT 308 RACING CUP	7	218.6	Entrenamiento Cronometrado
7	50	Juan Carlos Esteban Garcia	AD DESGUACES LA TORRE	PEUGEOT 308 RACING CUP	7	218.1	Entrenamiento Cronometrado
8	49	Luis Lopez Anos	REAL AUTO. CLUB CIRCUITO GUADALUPE	PORSCHE 968 CS	CLAS-LEG	216.0	Entrenamiento Cronometrado
9	47	Enric Roig Roldan	TBA	HONDA CIVIC	9	215.1	Entrenamiento Cronometrado
10	33	J. Francisco Gastafaga Martinez	RX PRO RACING	CUPRA TCR-SEC	8	213.4	Entrenamiento Cronometrado
11	10	Eloy Íñigo Varas	ESCUADERIA CENTRO	SEAT LEON COPA MK1	5	204.1	Entrenamiento Cronometrado
12	54	Iván Hernández González	ESC. LA CORUÑA	RENAULT CLIO V	5	200.7	Entrenamiento Libre
13	48	Juan Carlos Zorrilla Hierro	AECD	PORSCHE 968 CLUB SPORT	CLAS-LEG	196.3	Entrenamiento Cronometrado
14	53	Diego Blanco Torrecilla	CLUB JARAMA SPORT	PORSCHE 928	7	195.6	Entrenamiento Libre
15	7	Jaime Cela Talavera	RASANTE SPORT	CITROEN SAXO 16V	3	192.5	Entrenamiento Libre
16	51	Luis Barroso Catalina	EFICAR TEAM	HONDA CIVIC 1.6	3	190.4	Entrenamiento Cronometrado
17	19	Jesus S. Escolar Alvarez	EFICAR TEAM	BMW 325	END1-2	190.1	Entrenamiento Cronometrado
18	12	José L. Crespillo Calderón	ESCUADERIA CENTRO	PEUGEOT 207 THP	3	188.8	Entrenamiento Libre
19	4	Emilio J. López González	CERRO NEGRO	HYUNDAI GETZ	3	188.8	Entrenamiento Libre
20	46	Claudia Sánchez Díaz	PARADINAS MOTORSPORT	BMW E36	END1-2	187.5	Entrenamiento Cronometrado
21	25	Héctor Peiro Carrasco	CERRO NEGRO	HONDA CIVIC	3	186.2	Entrenamiento Cronometrado
22	52	Rosendo De Augusto Ibañez	CD QUINTANO SPORT	BMW E36	7	185.2	Entrenamiento Cronometrado
23	22	Jose Ayala Oliver	CERRO NEGRO	FIAT PUNTO HGT 1.8	3	181.2	Entrenamiento Cronometrado
24	37	Aparicio Monedero - Braco Garrigos	HISPANO ALEMÁN RACING TEAM	OPEL CALIBRA	END1-2	180.3	Entrenamiento Cronometrado
25	15	Julián Alonso Sebastián	ULTIMA VUELTA	CITROEN SAXO	2	179.7	Entrenamiento Libre
26	20	Martinez Pérez - Martinez Pérez	TIERRAS DE CASTILLA	CITROEN SAXO	2	179.1	Entrenamiento Libre
27	24	Ángel J. Sobrino De Toro	CERRO NEGRO	FIAT PUNTO JTD	3	178.5	Entrenamiento Cronometrado
28	21	Jorge Martínez García	TIERRAS DE CASTILLA	CITROEN SAXO	2	177.6	Entrenamiento Libre
29	18	Enrique Muñoz Berrón	ESCUADERIA LEMANS	HYUNDAI GETZ	3	173.6	Entrenamiento Libre
30	9	Mario Torregrosa Rincón	ULTIMA VUELTA	SUZUKI SWIFT	2	170.6	Entrenamiento Libre
31	17	Victor Garrido González	JARAMA SPORT	SUZUKI SWIFT CUP	2	168.2	Entrenamiento Libre
32	14	Pablo Choclan Mendez	EFICAR TEAM	SEAT LEON MK1	5	161.6	Entrenamiento Libre
33	6	Sergio Cabal Díez	RASANTE SPORT	RENAULT CLIO V	5	159.0	Entrenamiento Libre





Circuito de Madrid Jarama - RACE
Campeonato RACE Turismos
Entrenamiento Cronometrado
Tiempos Parada en Pit



4 Emilio J. López González HYUNDAI GETZ
 3 CERRO NEGRO

Nr.	Hora Día Entrada	Tiempo Entrada	Tiempo Salida	Tiempo Box	T. Box Total
1	13:13:15.231	13:13:15.231	13:14:52.628	1:37.397	1:37.397

8 Sergi Morera Hernandez PEUGEOT 308 RACING CUP
 7 RASANTE SPORT

Nr.	Hora Día Entrada	Tiempo Entrada	Tiempo Salida	Tiempo Box	T. Box Total
1	13:03:28.978	13:03:28.978	13:05:45.243	2:16.265	2:16.265

10 Eloy Íñigo Varas SEAT LEON COPA MK1
 5 ESCUDERÍA CENTRO

Nr.	Hora Día Entrada	Tiempo Entrada	Tiempo Salida	Tiempo Box	T. Box Total
1	13:12:53.636	13:12:53.636	13:15:54.223	3:00.587	3:00.587

20 Martínez Pérez - Martínez Pérez CITROEN SAXO
 2 TIERRAS DE CASTILLA

Nr.	Hora Día Entrada	Tiempo Entrada	Tiempo Salida	Tiempo Box	T. Box Total
1	13:08:59.821	13:08:59.821	13:11:52.776	2:52.955	2:52.955

25 Héctor Peiro Carrasco HONDA CIVIC
 3 CERRO NEGRO

Nr.	Hora Día Entrada	Tiempo Entrada	Tiempo Salida	Tiempo Box	T. Box Total
1	13:11:35.534	13:11:35.534	13:14:05.302	2:29.768	2:29.768

26 Samuel Gómez Gómez HYUNDAI I30 CR
 8 RX PRO RACING

Nr.	Hora Día Entrada	Tiempo Entrada	Tiempo Salida	Tiempo Box	T. Box Total
1	13:04:33.065	13:04:33.065	13:07:50.551	3:17.486	3:17.486

48 Juan Carlos Zorrilla Hierro PORSCHE 968 CLUB SPORT
 CLAS-LEG AECD

Nr.	Hora Día Entrada	Tiempo Entrada	Tiempo Salida	Tiempo Box	T. Box Total
1	13:11:11.948	13:11:11.948	13:12:34.537	1:22.589	1:22.589

49 Luis Lopez Anos PORSCHE 968 CS
 CLAS-LEG REAL AUTO. CLUB CIRCUITO GUADALUPE

Nr.	Hora Día Entrada	Tiempo Entrada	Tiempo Salida	Tiempo Box	T. Box Total
1	13:14:10.864	13:14:10.864	13:16:13.306	2:02.442	2:02.442

50 Juan Carlos Esteban Garcia PEUGEOT 308 RACING CUP
 7 AD DESGUACES LA TORRE

Nr.	Hora Día Entrada	Tiempo Entrada	Tiempo Salida	Tiempo Box	T. Box Total
1	13:08:12.191	13:08:12.191	13:10:16.268	2:04.077	2:04.077

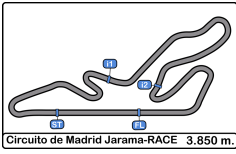
51 Luis Barroso Catalina HONDA CIVIC 1.6
 3 EFICAR TEAM

Nr.	Hora Día Entrada	Tiempo Entrada	Tiempo Salida	Tiempo Box	T. Box Total
1	13:15:11.285	13:15:11.285	13:17:50.454	2:39.169	2:39.169

52 Rosendo De Augusto Ibañes BMW E36
 7 CD QUINTANO SPORT

Nr.	Hora Día Entrada	Tiempo Entrada	Tiempo Salida	Tiempo Box	T. Box Total
1	13:05:03.147	13:05:03.147	13:07:06.374	2:03.227	2:03.227

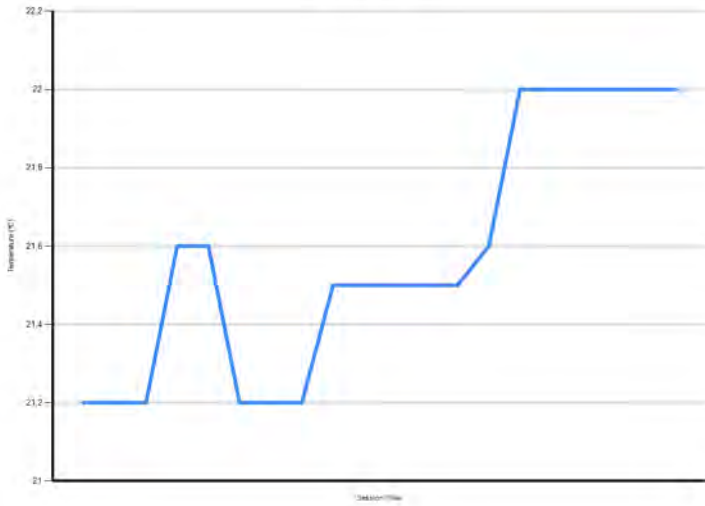




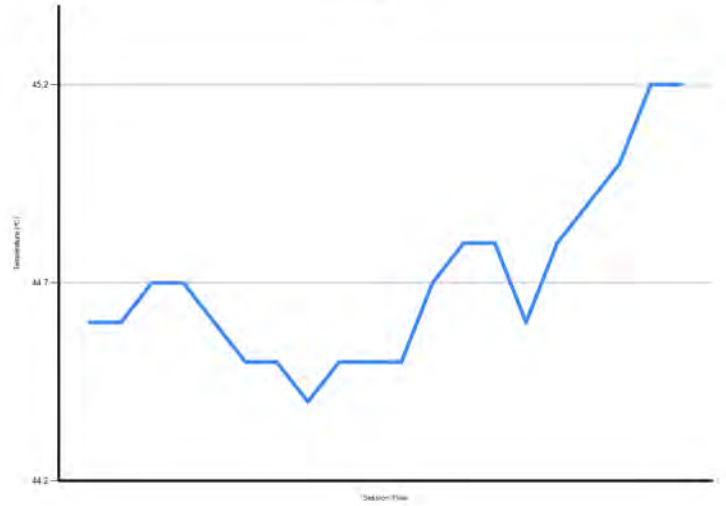
Circuito de Madrid Jarama - RACE
Campeonato RACE Turismos
Entrenamiento Cronometrado
Informe Meteorológico



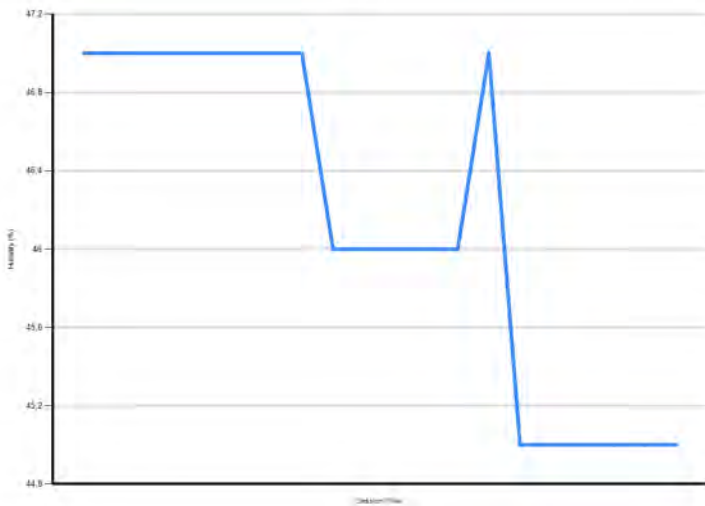
Temperatura Aire



Temperatura Pista



Humidad



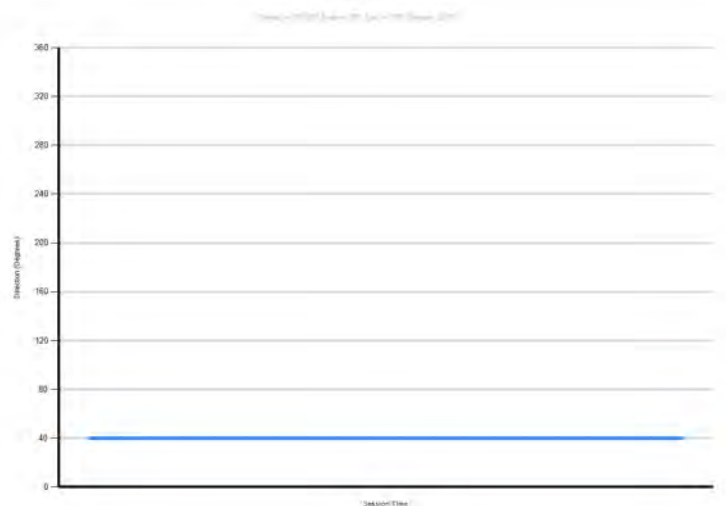
Presión

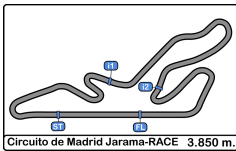


Velocidad Viento



Dirección Viento





Circuito de Madrid Jarama - RACE
Campeonato RACE Turismos
Entrenamiento Cronometrado
Resultados Finales



Clas	Nº	Piloto	Concursante	Vehiculo	Cat	Clas	N.V.	V.R.	Tiempo	Dif 1º	Dif Ant.	Km/h
1	29	Gian Maria Traversone	RGB RACING TEAM	PORSCHE 911 GT3 992	9	1	12	3	1:38.084			141.3
2	27	Daniel García Balboa	RGB RACING TEAM	PORSCHE 991 - 2 GT3 CUP	9	2	7	6	1:40.567	2.483	2.483	137.8
3	3	Samuel Pineda Sánchez	ESC. LA CORUÑA	LIGIER JS2R	9	3	10	10	1:42.869	4.785	2.302	134.7
4	26	Samuel Gómez Gómez	RX PRO RACING	HYUNDAI I30 CR	8	1	9	7	1:42.922	4.838	0.053	134.6
5	47	Enric Roig Roldan	BAIX EMPORDA	HONDA CIVIC	9	4	5	3	1:43.341	5.257	0.419	134.1
6	49	Luis Lopez Anos	REAL AUTO. CLUB CIRCUITO GUADALUPE	PORSCHE 968 CS	CLAS-LEG	1	11	10	1:43.496	5.412	0.155	133.9
7	5	Plazio - Plazio	ULTIMA VUELTA	LIGIER JS2R	9	5	9	4	1:45.078	6.994	1.582	131.9
8	33	J. Francisco Gasteñaga Martínez	RX PRO RACING	CUPRA TCR-SEC	8	2	12	8	1:45.171	7.087	0.093	131.7
9	50	Juan Carlos Esteban Garcia	AD DESGUACES LA TORRE	PEUGEOT 308 RACING CUP	7	1	8	7	1:45.445	7.361	0.274	131.4
10	8	Sergi Morera Hernandez	RASANTE SPORT	PEUGEOT 308 RACING CUP	7	2	5	4	1:48.200	10.116	2.755	128.0
11	10	Eloy Iñigo Varas	ESCUADERÍA CENTRO	SEAT LEON COPA MK1	5	1	8	5	1:51.622	13.538	3.422	124.1
12	54	Iván Hernández González	ESC. LA CORUÑA	RENAULT CLIO V	5	2	9	7	1:53.833	15.749	2.211	121.7
13	48	Juan Carlos Zorrilla Hierro	AECD	PORSCHE 968 CLUB SPORT	CLAS-LEG	2	10	9	1:54.868	16.784	1.035	120.6
14	25	Héctor Peiro Carrasco	CERRO NEGRO	HONDA CIVIC	3	1	7	6	1:55.103	17.019	0.235	120.4
15	53	Diego Blanco Torrecilla	CLUB JARAMA SPORT	PORSCHE 928	7	3	4	3	1:56.868	18.784	1.765	118.5
16	51	Luis Barroso Catalina	EFICAR TEAM	HONDA CIVIC 1.6	3	2	10	6	1:56.890	18.806	0.022	118.5
17	7	Jaime Cela Talavera	RASANTE SPORT	CITROEN SAXO 16V	3	3	11	10	1:59.313	21.229	2.423	116.1
18	12	José L. Crespillo Calderón	ESCUADERÍA CENTRO	PEUGEOT 207 THP	3	4	9	6	1:59.351	21.267	0.038	116.1
19	52	Rosendo De Augusto Ibañes	CD QUINTANO SPORT	BMW E36	7	4	5	4	1:59.619	21.535	0.268	115.8
20	4	Emilio J. López González	CERRO NEGRO	HYUNDAI GETZ	3	5	10	8	2:01.094	23.010	1.475	114.4
21	19	Jesus S. Escolar Alvarez	EFICAR TEAM	BMW 325	END1-2	1	8	7	2:02.192	24.108	1.098	113.4
22	24	Ángel J. Sobrino De Toro	CERRO NEGRO	FIAT PUNTO JTD	3	6	8	4	2:04.147	26.063	1.955	111.6
23	46	Claudia Sánchez Díaz	PARADINAS MOTORSPORT	BMW E36	END1-2	2	7	4	2:04.344	26.260	0.197	111.4
24	22	Jose Ayala Oliver	CERRO NEGRO	FIAT PUNTO HGT 1.8	3	7	10	4	2:04.474	26.390	0.130	111.3
25	15	Julián Alonso Sebastián	ULTIMA VUELTA	CITROEN SAXO	2	1	10	9	2:06.215	28.131	1.741	109.8
26	9	Mario Torregrosa Rincón	ULTIMA VUELTA	SUZUKI SWIFT	2	2	10	6	2:06.269	28.185	0.054	109.7
27	20	Martínez Pérez - Martínez Pérez	TIERRAS DE CASTILLA	CITROEN SAXO	2	3	9	7	2:06.795	28.711	0.526	109.3
28	17	Victor Garrido González	JARAMA SPORT	SUZUKI SWIFT CUP	2	4	10	9	2:08.150	30.066	1.355	108.1
29	21	Jorge Martínez García	TIERRAS DE CASTILLA	CITROEN SAXO	2	5	6	5	2:08.512	30.428	0.362	107.8
30	37	Aparicio Monedero - Braco Garrigos	HISPANO ALEMÁN RACING TEAM	OPEL CALIBRA	END1-2	3	8	6	2:08.546	30.462	0.034	107.8
31	14	Pablo Choclan Mendez	EFICAR TEAM	SEAT LEON MK1	5	3	3	2	2:10.736	32.652	2.190	106.0

Publicada a las:.....

Temp. Pista: **45.2 °C** Temp. Aire: **22.0 °C** Humedad: **45 %** Estado Pista: **SECA**

Comisarios Deportivos:

José María SOLIS

CD-1272-ESP/M

Manuel VIDAL

CD-0559-ESP/M

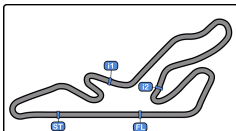
José F. VÉLEZ

CD-0725-ESP/M

Cronometrador:


 María Jesús GAMAZO
 JOB-0499-ESP/M





Circuito de Madrid Jarama - RACE

Campeonato RACE Turismos

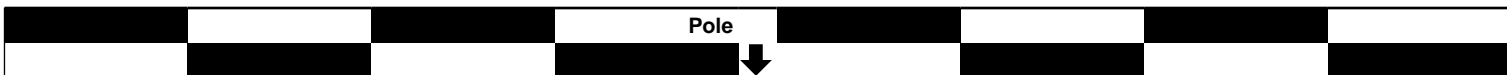
1ª Carrera

Parrilla de Salida

Circuito de Madrid Jarama-RACE 3.850 m.



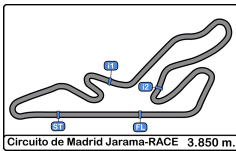
31	14	Pablo Choclan Mendez	2:10.736				
29	21	Jorge Martínez García	2:08.512	2:08.546	Oscar Aparicio Monedero	37	30
27	20	Adrián Martínez Pérez	2:06.795	2:08.150	Víctor Garrido González	17	28
25	15	Julián Alonso Sebastián	2:06.215	2:06.269	Mario Torregrosa Rincón	9	26
23	46	Claudia Sánchez Díaz	2:04.344	2:04.474	Jose Ayala Oliver	22	24
21	19	Jesus S. Escolar Alvarez	2:02.192	2:04.147	Ángel J. Sobrino De Toro	24	22
19	52	Rosendo De Augusto Ibañes	1:59.619	2:01.094	Emilio J. López González	4	20
17	7	Jaime Cela Talavera	1:59.313	1:59.351	José L. Crespillo Calderón	12	18
15	53	Diego Blanco Torrecilla	1:56.868	1:56.890	Luis Barroso Catalina	51	16
13	48	Juan Carlos Zorrilla Hierro	1:54.868	1:55.103	Héctor Peiro Carrasco	25	14
11	10	Eloy Iñigo Varas	1:51.622	1:53.833	Iván Hernández González	54	12
9	50	Juan Carlos Esteban Garcia	1:45.445	1:48.200	Sergi Morera Hernandez	8	10
7	5	Oscar Plazio Gómez	1:45.078	1:45.171	J. Francisco Gastañaga Martínez	33	8
5	47	Enric Roig Roldan	1:43.341	1:43.496	Luis Lopez Anos	49	6
3	3	Samuel Pineda Sánchez	1:42.869	1:42.922	Samuel Gómez Gómez	26	4
1	29	Gian Maria Traversone	1:38.084	1:40.567	Daniel García Balboa	27	2



Publicada a las:.....

Comisarios Deportivos:			Cronometrador:	
José María SOLIS	Manuel VIDAL	José F. VÉLEZ		
CD-1272-ESP/M	CD-0559-ESP/M	CD-0725-ESP/M	JÓB-0499-ESP/M	





Circuito de Madrid Jarama - RACE
Campeonato RACE Turismos
1ª Carrera



Resultados Provisionales

Cls	Nº	Piloto	Concursante	Vehiculo	Cat	Cl	N.V.	Tiempo	Dif 1º	Dif Ant.	Km/h	V.R.	Tiempo	Km/h
1	29	Gian Maria Traversone	RGB RACING TEAM	PORSCHE 911 GT3 992	9	1	12	22:02.857			125.7	9	1:37.948	141.5
2	26	Samuel Gómez Gómez	RX PRO RACING	HYUNDAI I30 CR	8	1	12	22:54.878	52.021	52.021	120.9	5	1:43.803	133.5
3	50	Juan Carlos Esteban Garcia	AD DESGUACES LA TORRE	PEUGEOT 308 RACING CUP	7	1	12	22:59.973	57.116	5.095	120.5	5	1:43.893	133.4
4	8	Sergi Morera Hernandez	RASANTE SPORT	PEUGEOT 308 RACING CUP	7	2	12	23:20.501	1:17.644	20.528	118.7	4	1:45.580	131.2
5	33	J. Francisco Gastafaga Martínez	RX PRO RACING	CUPRA TCR-SEC	8	2	11	22:21.525	1 Vta	1 Vta	113.6	8	1:46.989	129.5
6	49	Luis Lopez Anos	REAL AUTO. CLUB CIRCUITO GUADALUPE	PORSCHE 968 CS	CLAS-LEG	1	11	22:34.942	1 Vta	13.417	112.5	7	1:52.893	122.7
7	52	Rosendo De Augusto Ibañes	CD QUINTANO SPORT	BMW E36	7	3	11	22:48.541	1 Vta	13.599	111.4	6	1:52.579	123.1
8	10	Eloy Íñigo Varas	ESCUDEÍA CENTRO	SEAT LEON COPA MK1	5	1	11	22:54.970	1 Vta	6.429	110.8	4	1:53.817	121.7
9	54	Iván Hernández González	ESC. LA CORUÑA	RENAULT CLIO V	5	2	11	23:08.937	1 Vta	13.967	109.7	3	1:55.035	120.4
10	48	Juan Carlos Zorrilla Hierro	AECD	PORSCHE 968 CLUB SPORT	CLAS-LEG	2	11	23:20.195	1 Vta	11.258	108.8	8	1:55.802	119.6
11	25	Héctor Peiro Carrasco	CERRO NEGRO	HONDA CIVIC	3	1	11	23:28.501	1 Vta	8.306	108.2	5	1:56.471	118.9
12	51	Luis Barroso Catalina	EFICAR TEAM	HONDA CIVIC 1.6	3	2	11	23:31.621	1 Vta	3.120	108.0	4	1:57.728	117.7
13	7	Jaime Cela Talavera	RASANTE SPORT	CITROEN SAXO 16V	3	3	11	24:00.526	1 Vta	28.905	105.8	3	2:00.128	115.3
14	19	Jesus S. Escolar Alvarez	EFICAR TEAM	BMW 325	END1-2	1	11	24:01.352	1 Vta	0.826	105.7	3	2:00.421	115.0
15	4	Emilio J. López González	CERRO NEGRO	HYUNDAI GETZ	3	4	10	22:18.651	2 Vtas	1 Vta	103.5	8	2:01.990	113.6
16	24	Ángel J. Sobrino De Toro	CERRO NEGRO	FIAT PUNTO JTD	3	5	10	22:36.325	2 Vtas	17.674	102.1	8	2:04.154	111.6
17	46	Claudia Sánchez Díaz	PARADINAS MOTORSPORT	BMW E36	END1-2	2	10	22:56.788	2 Vtas	20.463	100.6	4	2:04.528	111.3
18	15	Julián Alonso Sebastián	ULTIMA VUELTA	CITROEN SAXO	2	1	10	23:02.100	2 Vtas	5.312	100.2	3	2:06.880	109.2
19	20	Martinez Pérez - Martinez Pérez	TIERRAS DE CASTILLA	CITROEN SAXO	2	2	10	23:07.667	2 Vtas	5.567	99.8	3	2:07.524	108.6
20	21	Jorge Martínez Garcia	TIERRAS DE CASTILLA	CITROEN SAXO	2	3	10	23:11.028	2 Vtas	3.361	99.6	7	2:07.312	108.8
21	17	Victor Garrido González	JARAMA SPORT	SUZUKI SWIFT CUP	2	4	10	23:13.435	2 Vtas	2.407	99.4	7	2:07.493	108.7
22	37	Aparicio Monedero - Braco Garrigos	HISPANO ALEMÁN RACING TEAM	OPEL CALIBRA	END1-2	3	10	23:27.487	2 Vtas	14.052	98.4	6	2:08.970	107.4

No clasificados: (Requerimiento: 75% del numero de vueltas del lider = 9 Vueltas)

27	Daniel García Balboa	RGB RACING TEAM	PORSCHE 991 - 2 GT3 CUP	9		11	20:16.871	1 Vta	-1 Vtas	125.2	11	1:38.204	141.1
53	Diego Blanco Torrecilla	CLUB JARAMA SPORT	PORSCHE 928	7		8	17:56.927	4 Vtas	3 Vtas	102.9	6	1:56.056	119.4
5	Plazio - Plazio	ULTIMA VUELTA	LIGIER JS2R	9		4	8:52.503	8 Vtas	4 Vtas	104.1	4	1:45.813	130.9
9	Mario Torregrosa Rincón	ULTIMA VUELTA	SUZUKI SWIFT	2		3	8:10.536	9 Vtas	1 Vta	84.7	3	2:07.379	108.8
3	Samuel Pineda Sánchez	ESC. LA CORUÑA	LIGIER JS2R	9		3	23:56.490	9 Vtas	15:45.954	28.9	3	2:00.448	115.0
47	Enric Roig Roldan	BAIX EMPORDA	HONDA CIVIC	9		2	5:14.947	10 Vtas	1 Vta	88.0	2	1:43.007	134.5
22	Jose Ayala Oliver	CERRO NEGRO	FIAT PUNTO HGT 1.8	3		1	3:53.567	11 Vtas	1 Vta	59.3	1	3:53.567	59.3
12	José L. Crespillo Calderón	ESCUDEÍA CENTRO	PEUGEOT 207 THP	3									
14	Pablo Choclan Mendez	EFICAR TEAM	SEAT LEON MK1	5									

Vta. rápida de Gian Maria Traversone en 1:37.948 a 141.5 Km/h en la vuelta 9

Publicada a las:.....

Temp. Pista: 50.1 °C Temp. Aire: 25.1 °C Humedad: 31 % Estado Pista: SECA

Director de Carrera:

Fco. Javier SOLER

DC-0502-ESP/M

Cronometrador:

María-Jesús GAMAZO

JOB-0499-ESP/M





Circuito de Madrid Jarama - RACE

Campeonato RACE Turismos

1ª Carrera

Resultados Provisionales por Categoría



Campeonato RACE Clase 2

Cls	Nº	Piloto	Concursante	Vehiculo	Cat	Cl	N.V.	Tiempo	Dif 1º	Dif Ant.	Km/h	V.R.	Tiempo	Km/h
1	15	Julían Alonso Sebastián	ULTIMA VUELTA	CITROEN SAXO	2	1	10	23:02.100			100.2	3	2:06.880	109.2
2	20	Martinez Pérez - Martinez Pérez	TIERRAS DE CASTILLA	CITROEN SAXO	2	2	10	23:07.667	5.567	5.567	99.8	3	2:07.524	108.6
3	21	Jorge Martínez García	TIERRAS DE CASTILLA	CITROEN SAXO	2	3	10	23:11.028	8.928	3.361	99.6	7	2:07.312	108.8
4	17	Victor Garrido González	JARAMA SPORT	SUZUKI SWIFT CUP	2	4	10	23:13.435	11.335	2.407	99.4	7	2:07.493	108.7

No clasificados: (Requerimiento: 75% del numero de vueltas del lider = 9 Vueltas)

9	Mario Torregrosa Rincón	ULTIMA VUELTA	SUZUKI SWIFT	2		3	8:10.536	7 Vtas	7 Vtas	84.7	3	2:07.379	108.8
---	-------------------------	---------------	--------------	---	--	---	----------	--------	--------	------	---	----------	-------

Campeonato RACE Clase 3

Cls	Nº	Piloto	Concursante	Vehiculo	Cat	Cl	N.V.	Tiempo	Dif 1º	Dif Ant.	Km/h	V.R.	Tiempo	Km/h
1	25	Héctor Peiro Carrasco	CERRO NEGRO	HONDA CIVIC	3	1	11	23:28.501			108.2	5	1:56.471	118.9
2	51	Luis Barroso Catalina	EFICAR TEAM	HONDA CIVIC 1.6	3	2	11	23:31.621	3.120	3.120	108.0	4	1:57.728	117.7
3	7	Jaime Cela Talavera	RASANTE SPORT	CITROEN SAXO 16V	3	3	11	24:00.526	32.025	28.905	105.8	3	2:00.128	115.3
4	4	Emilio J. López González	CERRO NEGRO	HYUNDAI GETZ	3	4	10	22:18.651	1 Vta	1 Vta	103.5	8	2:01.990	113.6
5	24	Ángel J. Sobrino De Toro	CERRO NEGRO	FIAT PUNTO JTD	3	5	10	22:36.325	1 Vta	17.674	102.1	8	2:04.154	111.6

No clasificados: (Requerimiento: 75% del numero de vueltas del lider = 9 Vueltas)

22	Jose Ayala Oliver	CERRO NEGRO	FIAT PUNTO HGT 1.8	3		1	3:53.567	10 Vtas	9 Vtas	59.3	1	3:53.567	59.3
----	-------------------	-------------	--------------------	---	--	---	----------	---------	--------	------	---	----------	------

12	José L. Crespillo Calderón	ESCUDERIA CENTRO	PEUGEOT 207 THP	3										
----	----------------------------	------------------	-----------------	---	--	--	--	--	--	--	--	--	--	--

Campeonato RACE Clase 5

Cls	Nº	Piloto	Concursante	Vehiculo	Cat	Cl	N.V.	Tiempo	Dif 1º	Dif Ant.	Km/h	V.R.	Tiempo	Km/h
1	10	Eloy Íñigo Varas	ESCUDERIA CENTRO	SEAT LEON COPA MK1	5	1	11	22:54.970			110.8	4	1:53.817	121.7
2	54	Iván Hernández González	ESC. LA CORUÑA	RENAULT CLIO V	5	2	11	23:08.937	13.967	13.967	109.7	3	1:55.035	120.4

No clasificados: (Requerimiento: 75% del numero de vueltas del lider = 9 Vueltas)

14	Pablo Choclan Mendez	EFICAR TEAM	SEAT LEON MK1	5										
----	----------------------	-------------	---------------	---	--	--	--	--	--	--	--	--	--	--

Campeonato RACE Clase 7

Cls	Nº	Piloto	Concursante	Vehiculo	Cat	Cl	N.V.	Tiempo	Dif 1º	Dif Ant.	Km/h	V.R.	Tiempo	Km/h
1	50	Juan Carlos Esteban Garcia	AD DESGUACES LA TORRE	PEUGEOT 308 RACING CUP	7	1	12	22:59.973			120.5	5	1:43.893	133.4
2	8	Sergi Morera Hernandez	RASANTE SPORT	PEUGEOT 308 RACING CUP	7	2	12	23:20.501	20.528	20.528	118.7	4	1:45.580	131.2
3	52	Rosendo De Augusto Ibañes	CD QUINTANO SPORT	BMW E36	7	3	11	22:48.541	1 Vta	1 Vta	111.4	6	1:52.579	123.1

No clasificados: (Requerimiento: 75% del numero de vueltas del lider = 9 Vueltas)

53	Diego Blanco Torrecilla	CLUB JARAMA SPORT	PORSCHE 928	7		8	17:56.927	4 Vtas	3 Vtas	102.9	6	1:56.056	119.4
----	-------------------------	-------------------	-------------	---	--	---	-----------	--------	--------	-------	---	----------	-------

Campeonato RACE Clase 8

Cls	Nº	Piloto	Concursante	Vehiculo	Cat	Cl	N.V.	Tiempo	Dif 1º	Dif Ant.	Km/h	V.R.	Tiempo	Km/h
1	26	Samuel Gómez Gómez	RX PRO RACING	HYUNDAI I30 CR	8	1	12	22:54.878			120.9	5	1:43.803	133.5
2	33	J. Francisco Gastañaga Martínez	RX PRO RACING	CUPRA TCR-SEC	8	2	11	22:21.525	1 Vta	1 Vta	113.6	8	1:46.989	129.5

Campeonato RACE Clase 9

Cls	Nº	Piloto	Concursante	Vehiculo	Cat	Cl	N.V.	Tiempo	Dif 1º	Dif Ant.	Km/h	V.R.	Tiempo	Km/h
1	29	Gian Maria Traversone	RGB RACING TEAM	PORSCHE 911 GT3 992	9	1	12	22:02.857			125.7	9	1:37.948	141.5
27	Daniel García Balboa	RGB RACING TEAM	PORSCHE 991 - 2 GT3 CUP	9		11	20:16.871	1 Vta	1 Vta	125.2	11	1:38.204	141.1	
5	Plazio - Plazio	ULTIMA VUELTA	LIGIER JS2R	9		4	8:52.503	8 Vtas	7 Vtas	104.1	4	1:45.813	130.9	
3	Samuel Pineda Sánchez	ESC. LA CORUÑA	LIGIER JS2R	9		3	23:56.490	9 Vtas	1 Vta	28.9	3	2:00.448	115.0	
47	Enric Roig Roldan	BAIX EMPORDA	HONDA CIVIC	9		2	5:14.947	10 Vtas	1 Vta	88.0	2	1:43.007	134.5	

END1-2

Cls	Nº	Piloto	Concursante	Vehiculo	Cat	Cl	N.V.	Tiempo	Dif 1º	Dif Ant.	Km/h	V.R.	Tiempo	Km/h
1	19	Jesus S. Escolar Alvarez	EFICAR TEAM	BMW 325	END1-2	1	11	24:01.352			105.7	3	2:00.421	115.0
2	46	Claudia Sánchez Díaz	PARADINAS MOTORSPORT	BMW E36	END1-2	2	10	22:56.788	1 Vta	1 Vta	100.6	4	2:04.528	111.3
3	37	Aparicio Monedero - Braico Garrigós	HISPANO ALEMÁN RACING TEAM	OPEL CALIBRA	END1-2	3	10	23:27.487	1 Vta	30.699	98.4	6	2:08.970	107.4

Publicada a las:.....

Temp. Pista: 50.1 °C Temp. Aire: 25.1 °C Humedad: 31 % Estado Pista: SECA

Director de Carrera:

Fco. Javier SOLER

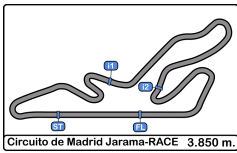
DC-0502-ESP/M

Cronometrador:

María-Jesús GAMAZO

JOB-0499-ESP/M





Circuito de Madrid Jarama - RACE

Campeonato RACE Turismos

1ª Carrera

Resultados Provisionales por Categoría



CLAS-LEG

Cls	Nº	Piloto	Concursante	Vehiculo	Cat	Cl	N.V.	Tiempo	Dif 1º	Dif Ant.	Km/h	V.R.	Tiempo	Km/h
1	49	Luis Lopez Anos	REAL AUTO. CLUB CIRCUITO GUADALUPE	PORSCHE 968 CS	CLAS-LEG	1	11	22:34.942			112.5	7	1:52.893	122.7
2	48	Juan Carlos Zornilla Hierro	AECD	PORSCHE 968 CLUB RACE	CLAS-LEG	2	11	23:20.195	45.253	45.253	108.8	8	1:55.802	119.6

Vta. rápida de Gian Maria Traversone en 1:37.948 a 141.5 Km/h en la vuelta 9

Publicada a las:.....

Temp. Pista: **50.1 °C** Temp. Aire: **25.1 °C** Humedad: **31 %** Estado Pista: **SECA**

Director de Carrera:

Fco. Javier SOLER

DC-0502-ESP/M

Cronometrador:

María-Jesús GAMAZO

JOB-0499-ESP/M





Circuito de Madrid Jarama - RACE

Campeonato RACE Turismos

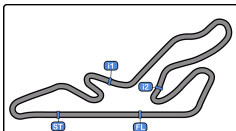
1ª Carrera



Clasificación Provisional por Vuelta Rápida de Piloto

Clas	Nº	Piloto	Concursante	Vehiculo	Cat	Clas	N.V.	V.R.	Tiempo	Dif 1º	Dif Ant.	Km/h
1	29	Gian Maria Traversone	RGB RACING TEAM	PORSCHE 911 GT3 992	9	1	12	9	1:37.948			141.5
2	27	Daniel García Balboa	RGB RACING TEAM	PORSCHE 991 - 2 GT3 CUP	9	2	11	11	1:38.204	0.256	0.256	141.1
3	47	Enric Roig Roldan	BAIX EMPORDA	HONDA CIVIC	9	3	2	2	1:43.007	5.059	4.803	134.5
4	26	Samuel Gómez Gómez	RX PRO RACING	HYUNDAI I30 CR	8	1	12	5	1:43.803	5.855	0.796	133.5
5	50	Juan Carlos Esteban García	AD DESGUACES LA TORRE	PEUGEOT 308 RACING CUP	7	1	12	5	1:43.893	5.945	0.090	133.4
6	8	Sergi Morera Hernandez	RASANTE SPORT	PEUGEOT 308 RACING CUP	7	2	12	4	1:45.580	7.632	1.687	131.2
7	5	Plazio - Plazio	ULTIMA VUELTA	LIGIER JS2R	9	4	4	4	1:45.813	7.865	0.233	130.9
8	33	J. Francisco Gastafaga Martínez	RX PRO RACING	CUPRA TCR-SEC	8	2	11	8	1:46.989	9.041	1.176	129.5
9	52	Rosendo De Augusto Ibañes	CD QUINTANO SPORT	BMW E36	7	3	11	6	1:52.579	14.631	5.590	123.1
10	49	Luis Lopez Anos	REAL AUTO. CLUB CIRCUITO GUADALUPE	PORSCHE 968 CS	CLAS-LEC	1	11	7	1:52.893	14.945	0.314	122.7
11	10	Eloy Iñigo Varas	ESCUDERÍA CENTRO	SEAT LEON COPA MK1	5	1	11	4	1:53.817	15.869	0.924	121.7
12	54	Iván Hernández González	ESC. LA CORUÑA	RENAULT CLIO V	5	2	11	3	1:55.035	17.087	1.218	120.4
13	48	Juan Carlos Zorrilla Hierro	AECD	PORSCHE 968 CLUB SPORT	CLAS-LEC	2	11	8	1:55.802	17.854	0.767	119.6
14	53	Diego Blanco Torrecilla	CLUB JARAMA SPORT	PORSCHE 928	7	4	8	6	1:56.056	18.108	0.254	119.4
15	25	Héctor Peiro Carrasco	CERRO NEGRO	HONDA CIVIC	3	1	11	5	1:56.471	18.523	0.415	118.9
16	51	Luis Barroso Catalina	EFICAR TEAM	HONDA CIVIC 1.6	3	2	11	4	1:57.728	19.780	1.257	117.7
17	7	Jaime Cela Talavera	RASANTE SPORT	CITROEN SAXO 16V	3	3	11	3	2:00.128	22.180	2.400	115.3
18	19	Jesus S. Escolar Alvarez	EFICAR TEAM	BMW 325	END1-2	1	11	3	2:00.421	22.473	0.293	115.0
19	3	Samuel Pineda Sánchez	ESC. LA CORUÑA	LIGIER JS2R	9	5	3	3	2:00.448	22.500	0.027	115.0
20	4	Emilio J. López González	CERRO NEGRO	HYUNDAI GETZ	3	4	10	8	2:01.990	24.042	1.542	113.6
21	24	Ángel J. Sobrino De Toro	CERRO NEGRO	FIAT PUNTO JTD	3	5	10	8	2:04.154	26.206	2.164	111.6
22	46	Claudia Sánchez Díaz	PARADINAS MOTORSPORT	BMW E36	END1-2	2	10	4	2:04.528	26.580	0.374	111.3
23	15	Julián Alonso Sebastián	ULTIMA VUELTA	CITROEN SAXO	2	1	10	3	2:06.880	28.932	2.352	109.2
24	21	Jorge Martínez García	TIERRAS DE CASTILLA	CITROEN SAXO	2	2	10	7	2:07.312	29.364	0.432	108.8
25	9	Mario Torregrosa Rincón	ULTIMA VUELTA	SUZUKI SWIFT	2	3	3	3	2:07.379	29.431	0.067	108.8
26	17	Victor Garrido González	JARAMA SPORT	SUZUKI SWIFT CUP	2	4	10	7	2:07.493	29.545	0.114	108.7
27	20	Martínez Pérez - Martínez Pérez	TIERRAS DE CASTILLA	CITROEN SAXO	2	5	10	3	2:07.524	29.576	0.031	108.6
28	37	Apaicio Monedero - Braço Garrigos	HISPANO ALEMÁN RACING TEAM	OPEL CALIBRA	END1-2	3	10	6	2:08.970	31.022	1.446	107.4
29	22	Jose Ayala Oliver	CERRO NEGRO	FIAT PUNTO HGT 1.8	3	6	1	1	3:53.567	2:15.619	1:44.597	59.3





Circuito de Madrid Jarama - RACE

Campeonato RACE Turismos

1ª Carrera

Distancia y Velocidad Media

Circuito de Madrid Jarama-RACE 3.850 m.

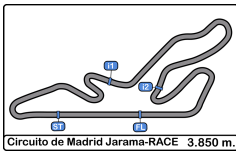


Clas	Nº	Piloto	Concursante	Vehiculo	Cat	Clas	N.V.	Distancia	Tiempo Total	Km/h
1	29	Gian Maria Traversone	RGB RACING TEAM	PORSCHE 911 GT3 992	9	1	12	46.20	22:02.857	125.7
2	26	Samuel Gómez Gómez	RX PRO RACING	HYUNDAI I30 CR	8	1	12	46.20	22:54.878	120.9
3	50	Juan Carlos Esteban Garcia	AD DESGUACES LA TORRE	PEUGEOT 308 RACING CUP	7	1	12	46.20	22:59.973	120.5
4	8	Sergi Morera Hernandez	RASANTE SPORT	PEUGEOT 308 RACING CUP	7	2	12	46.20	23:20.501	118.7
5	33	J. Francisco Gastabaga Martínez	RX PRO RACING	CUPRA TCR-SEC	8	2	11	42.35	22:21.525	113.6
6	49	Luis Lopez Anos	REAL AUTO. CLUB CIRCUITO GUADALUPE	PORSCHE 968 CS	CLAS-LEC	1	11	42.35	22:34.942	112.5
7	52	Rosendo De Augusto Ibañes	CD QUINTANO SPORT	BMW E36	7	3	11	42.35	22:48.541	111.4
8	10	Eloy Íñigo Varas	ESCUDERIA CENTRO	SEAT LEON COPA MK1	5	1	11	42.35	22:54.970	110.8
9	54	Iván Hernández González	ESC. LA CORUÑA	RENAULT CLIO V	5	2	11	42.35	23:08.937	109.7
10	48	Juan Carlos Zorrilla Hierro	AECD	PORSCHE 968 CLUB SPORT	CLAS-LEC	2	11	42.35	23:20.195	108.8
11	25	Héctor Peiro Cairasco	CERRO NEGRO	HONDA CIVIC	3	1	11	42.35	23:28.501	108.2
12	51	Luis Barroso Catalina	EFICAR TEAM	HONDA CIVIC 1.6	3	2	11	42.35	23:31.621	108.0
13	7	Jaime Cela Talavera	RASANTE SPORT	CITROEN SAXO 16V	3	3	11	42.35	24:00.526	105.8
14	19	Jesus S. Escolar Alvarez	EFICAR TEAM	BMW 325	END1-2	1	11	42.35	24:01.352	105.7
15	4	Emilio J. López González	CERRO NEGRO	HYUNDAI GETZ	3	4	10	38.50	22:18.651	103.5
16	24	Ángel J. Sobrino De Toro	CERRO NEGRO	FIAT PUNTO JTD	3	5	10	38.50	22:36.325	102.1
17	46	Claudia Sánchez Díaz	PARADINAS MOTORSPORT	BMW E36	END1-2	2	10	38.50	22:56.788	100.6
18	15	Julián Alonso Sebastián	ULTIMA VUELTA	CITROEN SAXO	2	1	10	38.50	23:02.100	100.2
19	20	Martínez Pérez - Martínez Pérez	TIERRAS DE CASTILLA	CITROEN SAXO	2	2	10	38.50	23:07.667	99.8
20	21	Jorge Martínez García	TIERRAS DE CASTILLA	CITROEN SAXO	2	3	10	38.50	23:11.028	99.6
21	17	Victor Garrido González	JARAMA SPORT	SUZUKI SWIFT CUP	2	4	10	38.50	23:13.435	99.4
22	37	Aparicio Monedero - Braco Garrigos	HISPANO ALEMÁN RACING TEAM	OPEL CALIBRA	END1-2	3	10	38.50	23:27.487	98.4
23	27	Daniel García Balboa	RGB RACING TEAM	PORSCHE 991 - 2 GT3 CUP	9	2	11	42.35	20:16.871	125.2

No clasificados: (Requerimiento: 75% del numero de vueltas del lider = 9 Vueltas)

53	Diego Blanco Torrecilla	CLUB JARAMA SPORT	PORSCHE 928	7	4	8	30.80	17:56.927	102.9
5	Plazio - Plazio	ULTIMA VUELTA	LIGIER JS2R	9	3	4	15.40	8:52.503	104.1
9	Mario Torregrosa Rincón	ULTIMA VUELTA	SUZUKI SWIFT	2	5	3	11.55	8:10.536	84.7
3	Samuel Pineda Sánchez	ESC. LA CORUÑA	LIGIER JS2R	9	4	3	11.55	23:56.490	28.9
47	Enric Roig Roldan	BAIX EMPORDA	HONDA CIVIC	9	5	2	07.70	5:14.947	88.0
22	Jose Ayala Oliver	CERRO NEGRO	FIAT PUNTO HGT 1.8	3	6	1	03.85	3:53.567	59.3
12	José L. Crespillo Calderón	ESCUDERIA CENTRO	PEUGEOT 207 THP	3	7				
14	Pablo Choclan Mendez	EFICAR TEAM	SEAT LEON MK1	5	3				





Circuito de Madrid Jarama - RACE
Campeonato RACE Turismos
1ª Carrera
Tiempos Por Vuelta



3	Samuel Pineda Sánchez	LIGIER JS2R	8	Sergi Morera Hernandez	PEUGEOT 308 RACING CUP
	9	ESC. LA CORUÑA		7	RASANTE SPORT

Vta.	D	Tiempo	Sector 1	Sector 2	Sector 3	V. Max.	Elapsed	Vta.	D	Tiempo	Sector 1	Sector 2	Sector 3	V. Max.	Elapsed
1		19:54.608	18:33.479	45.961	35.168	62.3	19:54.608	1		3:34.842	1:23.194	1:35.847	35.801	71.0	3:34.842
2		2:01.434	47.270	40.559	33.605	166.6	21:56.042	2		1:47.601	42.450	35.284	29.867	213.4	5:22.443
3		2:00.448	46.588	39.629	34.231	164.3	23:56.490	3		1:46.446	41.656	35.121	29.669	198.8	7:08.889

4	Emilio J. López González	HYUNDAI GETZ	4	Mario Torregrosa Rincón	SUZUKI SWIFT
	3	CERRO NEGRO		2	ULTIMA VUELTA

Vta.	D	Tiempo	Sector 1	Sector 2	Sector 3	V. Max.	Elapsed	Vta.	D	Tiempo	Sector 1	Sector 2	Sector 3	V. Max.	Elapsed
1		3:49.857	1:40.729	1:31.141	37.987	77.2	3:49.857	4		1:45.580	40.937	34.823	29.820	216.0	8:54.469
2		2:02.517	46.801	41.350	34.366	176.4	5:52.374	5		1:45.756	41.090	34.855	29.811	222.6	10:40.225
3		2:03.712	47.165	41.492	35.055	179.7	7:56.086	6		1:49.686	41.452	36.620	31.614	222.2	12:29.911
4		2:03.799	47.263	41.990	34.546	181.8	9:59.885	7		1:50.139	42.313	36.425	31.401	212.1	14:20.050
5		2:04.254	46.980	42.282	34.992	182.1	12:04.139	8		1:49.282	42.573	35.965	30.744	215.1	16:09.332
6		2:04.388	47.094	42.011	35.283	182.4	14:08.527	9		1:48.671	41.671	35.729	31.271	214.2	17:58.003
7		2:03.062	46.763	41.796	34.503	177.9	16:11.589	10		1:46.854	41.091	35.810	29.953	217.3	19:44.857
8		2:01.990	46.468	41.275	34.247	184.9	18:13.579	11		1:46.551	41.174	35.268	30.109	219.9	21:31.408
9		2:02.451	46.579	41.475	34.397	181.8	20:16.030	12		1:49.093	41.567	35.825	31.701	215.5	23:20.501
10		2:02.621	46.646	41.731	34.244	183.9	22:18.651								

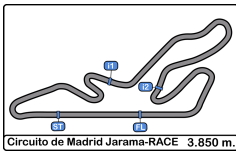
5	Plazio - Plazio	LIGIER JS2R	9	Eloy Iñigo Varas	SEAT LEON COPA MK1
	9	ULTIMA VUELTA		5	ESCUDERÍA CENTRO

Vta.	D	Tiempo	Sector 1	Sector 2	Sector 3	V. Max.	Elapsed	Vta.	D	Tiempo	Sector 1	Sector 2	Sector 3	V. Max.	Elapsed
1	1	3:32.743	1:20.293	1:35.358	37.092	100.0	3:32.743	1		3:37.715	1:26.094	1:35.805	35.816	71.2	3:37.715
2	1	1:47.066	41.529	35.597	29.940	223.1	5:19.809	2		1:54.610	44.675	38.023	31.912	186.2	5:32.325
3	1	1:46.881	41.436	35.470	29.975	196.7	7:06.690	3		1:55.000	43.873	38.907	32.220	191.8	7:27.325
4	1	1:45.813	40.555	35.146	30.112	224.0	8:52.503	4		1:53.817	43.739	38.006	32.072	194.5	9:21.142

7	Jaime Cela Talavera	CITROEN SAXO 16V	10	Julián Alonso Sebastián	CITROEN SAXO
	3	RASANTE SPORT		2	ULTIMA VUELTA

Vta.	D	Tiempo	Sector 1	Sector 2	Sector 3	V. Max.	Elapsed	Vta.	D	Tiempo	Sector 1	Sector 2	Sector 3	V. Max.	Elapsed
1		3:48.487	1:36.198	1:34.911	37.378	80.3	3:48.487	1		3:54.322	1:52.217	1:23.857	38.248	87.2	3:54.322
2		2:02.292	46.422	41.084	34.786	179.4	5:50.779	2		2:07.653	49.152	42.785	35.716	172.2	6:01.975
3		2:00.128	45.412	40.663	34.053	193.5	7:50.907	3		2:06.880	48.517	42.773	35.590	174.1	8:08.855
4		2:00.603	45.629	40.832	34.142	192.1	9:51.510	4		2:06.927	48.466	42.779	35.682	173.0	10:15.782
5		2:01.550	46.079	41.422	34.049	192.1	11:53.060	5		2:07.512	48.712	43.021	35.779	172.2	12:23.294
6		2:01.243	46.878	41.077	33.288	189.1	13:54.303	6		2:07.630	48.788	43.081	35.761	173.3	14:30.924
7		2:00.960	45.578	41.265	34.117	192.1	15:55.263	7		2:07.584	48.582	43.213	35.789	171.4	16:38.508
8		2:01.646	45.890	41.582	34.174	192.8	17:56.909	8		2:08.313	48.446	43.028	36.839	171.1	18:46.821
9		2:01.861	46.444	41.573	33.844	171.7	19:58.770	9		2:07.529	48.778	42.904	35.847	172.8	20:54.350
10		2:00.980	45.587	41.274	34.119	191.4	21:59.750	10		2:07.750	48.842	43.331	35.577	173.6	23:02.100
11		2:00.776	45.610	41.428	33.738	197.0	24:00.526								





Circuito de Madrid Jarama - RACE
Campeonato RACE Turismos
1ª Carrera
Tiempos Por Vuelta



17 Víctor Garrido González SUZUKI SWIFT CUP **22** Jose Ayala Oliver FIAT PUNTO HGT 1.8
 2 JARAMA SPORT 3 CERRO NEGRO

Vta.	D	Tiempo	Sector 1	Sector 2	Sector 3	V. Max.	Elapsed	Vta.	D	Tiempo	Sector 1	Sector 2	Sector 3	V. Max.	Elapsed
1		3:57.942	1:57.759	1:19.827	40.356	79.2	3:57.942	1		3:53.567	1:51.581	1:24.067	37.919	83.2	3:53.567
2		2:09.275	49.901	43.681	35.693	162.6	6:07.217	2		48.484	42.375			162.8	
3		2:08.204	48.840	43.682	35.682	166.4	8:15.421	24 Ángel J. Sobrino De Toro FIAT PUNTO JTD							
4		2:08.647	48.728	43.367	36.552	168.2	10:24.068	3 CERRO NEGRO							
5		2:08.406	48.873	43.993	35.540	164.6	12:32.474								
6		2:07.836	48.885	43.299	35.652	167.4	14:40.310								
7		2:07.493	48.667	43.158	35.668	166.9	16:47.803	1		3:51.890	1:44.721	1:28.664	38.505	83.9	3:51.890
8		2:09.150	49.416	43.908	35.826	163.8	18:56.953	2		2:04.272	47.202	42.360	34.710	180.0	5:56.162
9		2:08.184	48.889	43.382	35.913	165.6	21:05.137	3		2:05.303	47.863	42.810	34.630	178.5	8:01.465
10		2:08.298	48.554	43.613	36.131	168.2	23:13.435	4		2:04.571	47.455	42.424	34.692	177.6	10:06.036

19 Jesus S. Escolar Alvarez BMW 325
 END1-2 EFICAR TEAM

Vta.	D	Tiempo	Sector 1	Sector 2	Sector 3	V. Max.	Elapsed
1		3:50.742	1:42.347	1:30.837	37.558	86.6	3:50.742
2		2:01.793	46.446	41.359	33.988	185.5	5:52.535
3		2:00.421	46.158	40.725	33.538	193.5	7:52.956
4		2:01.469	46.569	40.677	34.223	186.8	9:54.425
5		2:01.312	46.509	41.076	33.727	192.5	11:55.737
6		2:01.189	46.518	40.872	33.799	182.4	13:56.926
7		2:00.851	46.148	40.790	33.913	194.9	15:57.777
8		2:01.241	45.970	40.855	34.416	196.7	17:59.018
9		2:00.570	46.066	40.563	33.941	187.5	19:59.588
10		2:01.126	46.275	40.875	33.976	198.5	22:00.714
11		2:00.638	46.030	40.807	33.801	194.5	24:01.352

25 Héctor Peiro Carrasco HONDA CIVIC
 3 CERRO NEGRO

Vta.	D	Tiempo	Sector 1	Sector 2	Sector 3	V. Max.	Elapsed
1		3:43.836	1:31.934	1:35.160	36.742	73.1	3:43.836
2		1:58.692	45.242	40.271	33.179	173.6	5:42.528
3		1:57.204	45.171	39.252	32.781	180.9	7:39.732
4		1:59.271	45.842	40.255	33.174	178.8	9:39.003
5		1:56.471	44.961	38.940	32.570	177.0	11:35.474
6		1:57.079	44.924	39.391	32.764	181.5	13:32.553
7		1:59.512	46.841	39.940	32.731	172.5	15:32.065
8		1:58.499	45.165	39.601	33.733	176.4	17:30.564
9		1:58.627	45.346	39.659	33.622	175.0	19:29.191
10		1:58.968	45.670	39.966	33.332	173.6	21:28.159
11		2:00.342	46.117	40.095	34.130	167.4	23:28.501

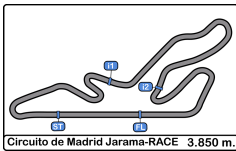
26 Samuel Gómez Gómez HYUNDAI I30 CR
 8 RX PRO RACING

Vta.	D	Tiempo	Sector 1	Sector 2	Sector 3	V. Max.	Elapsed
1		3:31.539	1:17.646	1:35.619	38.274	74.4	3:31.539
2		1:46.917	42.034	35.341	29.542	209.7	5:18.456
3		1:47.026	42.563	34.956	29.507	187.5	7:05.482
4		1:45.689	40.783	35.289	29.617	220.4	8:51.171
5		1:43.803	40.028	34.564	29.211	225.0	10:34.974
6		1:45.639	40.909	35.321	29.409	227.8	12:20.613
7		1:45.985	40.708	35.258	30.019	225.0	14:06.598
8		1:45.062	40.742	34.819	29.501	230.2	15:51.660
9		1:44.183	40.235	34.232	29.716	229.7	17:35.843
10		1:45.772	40.673	34.514	30.585	226.4	19:21.615
11		1:45.516	40.610	35.053	29.853	226.4	21:07.131
12		1:47.747	41.654	34.998	31.095	231.2	22:54.878

21 Jorge Martínez García CITROEN SAXO
 2 TIERRAS DE CASTILLA

Vta.	D	Tiempo	Sector 1	Sector 2	Sector 3	V. Max.	Elapsed
1		3:58.324	1:59.289	1:19.349	39.686	84.0	3:58.324
2		2:07.749	48.852	43.318	35.579	174.1	6:06.073
3		2:07.915	49.130	42.966	35.819	177.3	8:13.988
4		2:08.097	49.129	43.208	35.760	175.6	10:22.085
5		2:08.269	49.027	43.303	35.939	174.1	12:30.354
6		2:07.767	49.003	42.986	35.778	175.8	14:38.121
7		2:07.312	48.506	43.102	35.704	175.6	16:45.433
8		2:09.391	49.850	43.517	36.024	176.4	18:54.824
9		2:07.908	48.531	43.404	35.973	175.3	21:02.732
10		2:08.296	48.671	43.518	36.107	177.0	23:11.028





Circuito de Madrid Jarama - RACE
Campeonato RACE Turismos
1ª Carrera
Tiempos Por Vuelta



27	Daniel García Balboa	PORSCHE 991 - 2 GT3 CUP	37	Aparicio Monedero - Braco Garrigos	OPEL CALIBRA
	9	RGB RACING TEAM		END1-2	HISPANO ALEMÁN RACING TEAM

Vta.	D	Tiempo	Sector 1	Sector 2	Sector 3	V. Max.	Elapsed	Vta.	D	Tiempo	Sector 1	Sector 2	Sector 3	V. Max.	Elapsed
1		3:31.007	1:15.842	1:35.478	39.687	79.5	3:31.007	1	1	3:59.308	2:02.822	1:17.795	38.691	84.7	3:59.308
2		1:42.201	40.448	33.548	28.205	226.8	5:13.208	2	1	2:09.159	49.460	43.695	36.004	177.3	6:08.467
3		1:41.183	39.357	33.371	28.455	242.1	6:54.391	3	1	2:09.837	49.694	43.207	36.936	179.7	8:18.304
4		1:40.881	38.834	33.551	28.496	236.3	8:35.272	4	1	2:09.674	49.481	43.587	36.606	178.5	10:27.978
5		1:40.436	37.963	34.429	28.044	247.1	10:15.708	5	1	2:10.088	49.884	43.686	36.518	177.9	12:38.066
6		1:41.519	39.330	34.080	28.109	248.2	11:57.227	6	1	2:08.970	48.933	43.254	36.783	179.4	14:47.036
7		1:39.992	38.618	33.372	28.002	238.4	13:37.219	7	1	2:09.193	48.735	43.820	36.638	179.4	16:56.229
8		1:40.339	38.680	33.677	27.982	245.4	15:17.558	8	1	2:11.092	49.066	45.105	36.921	179.7	19:07.321
9		1:39.653	38.255	33.674	27.724	232.2	16:57.211	9	1	2:09.527	49.381	43.255	36.891	179.4	21:16.848
10		1:41.456	38.246	35.450	27.760	240.5	18:38.667	10	1	2:10.639	49.601	43.897	37.141	180.3	23:27.487
11		1:38.204	37.662	32.838	27.704	249.4	20:16.871								

29	Gian Maria Traversone	PORSCHE 911 GT3 992	46	Claudia Sánchez Díaz	BMW E36
	9	RGB RACING TEAM		END1-2	PARADINAS MOTORSPORT

Vta.	D	Tiempo	Sector 1	Sector 2	Sector 3	V. Max.	Elapsed	Vta.	D	Tiempo	Sector 1	Sector 2	Sector 3	V. Max.	Elapsed
1		3:30.677	1:14.603	1:35.142	40.932	64.8	3:30.677	1		3:53.075	1:46.255	1:28.563	38.257	85.7	3:53.075
2		1:41.862	40.052	33.228	28.582	233.2	5:12.539	2		2:05.330	48.293	42.128	34.909	180.0	5:58.405
3		1:40.877	39.142	33.529	28.206	243.7	6:53.416	3		2:05.329	47.615	42.675	35.039	177.0	8:03.734
4		1:40.510	38.611	33.083	28.816	251.1	8:33.926	4		2:04.528	47.646	42.047	34.835	181.2	10:08.262
5		1:43.408	38.703	35.550	29.155	249.4	10:17.334	5		2:06.306	48.736	42.282	35.288	181.2	12:14.568
6		1:40.820	38.991	33.273	28.556	250.0	11:58.154	6		2:06.866	48.415	42.505	35.946	177.0	14:21.434
7		1:39.618	38.728	32.734	28.156	251.1	13:37.772	7		2:08.093	48.838	43.323	35.932	162.8	16:29.527
8		1:42.311	41.465	32.992	27.854	254.1	15:20.083	8		2:08.060	49.077	43.016	35.967	166.9	18:37.587
9		1:37.948	37.813	32.562	27.573	251.7	16:58.031	9		2:10.184	50.036	43.888	36.260	164.8	20:47.771
10		1:41.196	38.188	35.604	27.404	251.1	18:39.227	10		2:09.017	49.085	42.852	37.080	174.4	22:56.788
11		1:38.097	37.695	32.715	27.687	254.1	20:17.324								
12		1:45.533	39.962	35.564	30.007	255.9	22:02.857								

33	J. Francisco Gastañaga Martínez	CUPRA TCR-SEC	47	Enric Roig Roldan	HONDA CIVIC
	8	RX PRO RACING		9	BAIX EMPORDA

Vta.	D	Tiempo	Sector 1	Sector 2	Sector 3	V. Max.	Elapsed	Vta.	D	Tiempo	Sector 1	Sector 2	Sector 3	V. Max.	Elapsed
1		3:31.940	1:18.355	1:35.645	37.940	75.4	3:31.940	1		3:42.363	1:29.409	1:35.764	37.190	74.0	3:42.363
2		1:43.007	40.442	34.096	28.469	203.7	5:14.947	2		1:59.267	46.423	39.652	33.192	175.6	5:41.630

Vta.	D	Tiempo	Sector 1	Sector 2	Sector 3	V. Max.	Elapsed
1		3:42.363	1:29.409	1:35.764	37.190	74.0	3:42.363
2		1:59.267	46.423	39.652	33.192	175.6	5:41.630
3		1:59.257	45.507	41.006	32.744	196.0	7:40.887
4		1:58.936	45.744	40.151	33.041	172.8	9:39.823
5		1:56.400	44.961	39.141	32.298	183.3	11:36.223
6		1:56.549	44.982	39.194	32.373	184.3	13:32.772
7		1:56.026	45.147	38.967	31.912	187.1	15:28.798
8		1:55.802	44.244	38.586	32.972	187.1	17:24.600
9		1:58.285	45.249	39.460	33.576	184.9	19:22.885
10		1:56.453	44.934	39.099	32.420	183.0	21:19.338
11		2:00.857	48.539	39.493	32.825	182.4	23:20.195





Circuito de Madrid Jarama - RACE
Campeonato RACE Turismos
1ª Carrera
Tiempos Por Vuelta



49 Luis Lopez Anos **PORSCHE 968 CS** **52** Rosendo De Augusto Ibañes **BMW E36**
 CLAS-LEG REAL AUTO. CLUB CIRCUITO GUADALUPE 7 CD QUINTANO SPORT

Vta. D	Tiempo	Sector 1	Sector 2	Sector 3	V. Max.	Elapsed	Vta. D	Tiempo	Sector 1	Sector 2	Sector 3	V. Max.	Elapsed
1	3:32.553	1:19.334	1:35.821	37.398	77.9	3:32.553	1	3:48.435	1:36.782	1:34.971	36.682	84.9	3:48.435
2	1:56.465	45.573	39.571	31.321	202.2	5:29.018	2	1:53.560	43.907	37.572	32.081	184.6	5:41.995
3	1:55.406	45.210	38.642	31.554	162.8	7:24.424	3	1:54.641	45.083	37.950	31.608	183.9	7:36.636
4	1:53.170	43.449	38.492	31.229	192.1	9:17.594	4	1:53.704	44.281	37.859	31.564	171.7	9:30.340
5	1:53.236	43.608	38.019	31.609	192.1	11:10.830	5	1:53.622	44.116	37.721	31.785	181.2	11:23.962
6	1:53.258	43.437	38.262	31.559	200.3	13:04.088	6	1:52.579	43.670	37.952	30.957	174.4	13:16.541
7	1:52.893	43.380	38.409	31.104	182.7	14:56.981	7	1:53.836	43.461	38.371	32.004	195.2	15:10.377
8	1:53.311	43.348	38.493	31.470	201.4	16:50.292	8	1:56.002	44.507	39.283	32.212	178.8	17:06.379
9	1:56.205	43.146	41.761	31.298	216.4	18:46.497	9	1:54.781	45.287	37.889	31.605	175.3	19:01.160
10	1:53.078	43.301	38.249	31.528	207.2	20:39.575	10	1:53.502	43.736	37.942	31.824	184.3	20:54.662
11	1:55.367	44.966	38.392	32.009	190.8	22:34.942	11	1:53.879	43.039	38.484	32.356	206.8	22:48.541

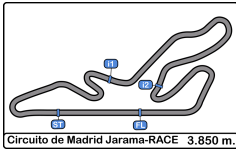
50 Juan Carlos Esteban Garcia **PEUGEOT 308 RACING CUP** **53** Diego Blanco Torrecilla **PORSCHE 928**
 7 AD DESGUACES LA TORRE 7 CLUB JARAMA SPORT

Vta. D	Tiempo	Sector 1	Sector 2	Sector 3	V. Max.	Elapsed	Vta. D	Tiempo	Sector 1	Sector 2	Sector 3	V. Max.	Elapsed
1	3:33.679	1:22.329	1:34.780	36.570	108.9	3:33.679	1	3:43.886	1:33.973	1:34.672	35.241	74.5	3:43.886
2	1:47.238	42.425	35.159	29.654	206.5	5:20.917	2	1:57.835	45.425	39.614	32.796	184.9	5:41.721
3	1:46.139	41.219	35.193	29.727	200.7	7:07.056	3	1:57.084	44.509	39.392	33.183	200.7	7:38.805
4	1:45.781	40.893	35.093	29.795	204.1	8:52.837	4	1:59.435	45.655	40.615	33.165	174.4	9:38.240
5	1:43.893	40.240	34.512	29.141	209.7	10:36.730	5	1:56.380	44.550	39.176	32.654	186.5	11:34.620
6	1:46.114	40.715	36.068	29.331	218.6	12:22.844	6	1:56.056	44.174	39.779	32.103	188.1	13:30.676
7	1:46.753	41.048	36.149	29.556	214.7	14:09.597	7	1:56.450	44.233	39.489	32.728	194.9	15:27.126
8	1:45.280	40.350	34.953	29.977	223.1	15:54.877	8	2:29.801 P	43.893	39.290	1:06.618	191.8	17:56.927
9	1:44.485	40.093	34.818	29.574	220.4	17:39.362							
10	1:46.038	40.841	35.828	29.369	208.8	19:25.400							
11	1:45.213	41.125	34.783	29.305	215.5	21:10.613							
12	1:49.360	43.354	36.058	29.948	203.0	22:59.973							

51 Luis Barroso Catalina **HONDA CIVIC 1.6** **54** Iván Hernández González **RENAULT CLIO V**
 3 EFICAR TEAM 5 ESC. LA CORUÑA

Vta. D	Tiempo	Sector 1	Sector 2	Sector 3	V. Max.	Elapsed	Vta. D	Tiempo	Sector 1	Sector 2	Sector 3	V. Max.	Elapsed
1	3:44.744	1:34.641	1:34.863	35.240	79.2	3:44.744	1	3:38.095	1:27.138	1:35.685	35.272	82.1	3:38.095
2	1:58.321	45.233	39.801	33.287	173.3	5:43.065	2	1:56.144	44.834	38.855	32.455	199.6	5:34.239
3	1:59.454	45.264	40.502	33.688	188.4	7:42.519	3	1:55.035	44.083	38.622	32.330	200.7	7:29.274
4	1:57.728	45.310	39.387	33.031	182.1	9:40.247	4	1:55.765	44.340	39.012	32.413	199.6	9:25.039
5	1:57.796	45.007	39.188	33.601	185.8	11:38.043	5	1:56.590	44.516	39.311	32.763	198.8	11:21.629
6	1:58.644	45.437	39.587	33.620	188.1	13:36.687	6	1:57.101	44.680	39.772	32.649	196.3	13:18.730
7	1:58.588	45.972	39.248	33.368	178.8	15:35.275	7	1:56.533	44.672	38.849	33.012	198.8	15:15.263
8	1:58.610	45.516	39.737	33.357	185.2	17:33.885	8	1:57.587	45.415	39.168	33.004	196.0	17:12.850
9	1:58.596	45.675	39.522	33.399	183.9	19:32.481	9	1:57.347	45.117	39.171	33.059	196.7	19:10.197
10	1:58.841	45.619	39.600	33.622	182.1	21:31.322	10	1:58.624	45.276	39.469	33.879	198.1	21:08.821
11	2:00.299	45.765	39.994	34.540	176.7	23:31.621	11	2:00.116	45.973	40.453	33.690	198.5	23:08.937





Circuito de Madrid Jarama - RACE

Campeonato RACE Turismos

1ª Carrera

Análisis



Num	T. Vta.	Dif
Vta 1		
29	3:30.677	
27	3:31.007	00.330
26	3:31.539	00.862
47	3:31.940	01.263
49	3:32.553	01.876
5	3:32.743	02.066
50	3:33.679	03.002
8	3:34.842	04.165
10	3:37.715	07.038
54	3:38.095	07.418
48	3:42.363	11.686
25	3:43.836	13.159
53	3:43.886	13.209
51	3:44.744	14.067
52	3:48.435	17.758
7	3:48.487	17.810
4	3:49.857	19.180
19	3:50.742	20.065
24	3:51.890	21.213
46	3:53.075	22.398
22	3:53.567	22.890
15	3:54.322	23.645
9	3:55.337	24.660
20	3:55.553	24.876
33	3:55.891	25.214
17	3:57.942	27.265
21	3:58.324	27.647
37	3:59.308	28.631

Num	T. Vta.	Dif
Vta 2		
29	1:41.862	
27	1:42.201	00.669
47	1:43.007	02.408
26	1:46.917	05.917
5	1:47.066	07.270
50	1:47.238	08.378
8	1:47.601	09.904
49	1:56.465	16.479
10	1:54.610	19.786
54	1:56.144	21.700
48	1:59.267	29.091
53	1:57.835	29.182
52	1:53.560	29.456
25	1:58.692	29.989
51	1:58.321	30.526
33	1:52.527	35.879
7	2:02.292	38.240
4	2:02.517	39.835
19	2:01.793	39.996
24	2:04.272	43.623
46	2:05.330	45.866
15	2:07.653	49.436
9	2:07.820	50.618
20	2:08.788	51.802
21	2:07.749	53.534
17	2:09.275	54.678

Num	T. Vta.	Dif
37	2:09.159	55.928
Vta 3		
29	1:40.877	
27	1:41.183	00.975
26	1:47.026	12.066
5	1:46.881	13.274
50	1:46.139	13.640
8	1:46.446	15.473
49	1:55.406	31.008
10	1:55.000	33.909
54	1:55.035	35.858
52	1:54.641	43.220
53	1:57.084	45.389
25	1:57.204	46.316
48	1:59.257	47.471
33	1:52.524	47.526
51	1:59.454	49.103
7	2:00.128	57.491
19	2:00.421	59.540
4	2:03.712	1:02.670
24	2:05.303	1:08.049
46	2:05.329	1:10.318
15	2:06.880	1:15.439
9	2:07.379	1:17.120
20	2:07.524	1:18.449
21	2:07.915	1:20.572
17	2:08.204	1:22.005
37	2:09.837	1:24.888

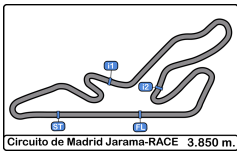
Num	T. Vta.	Dif
Vta 4		
29	1:40.510	
27	1:40.881	01.346
26	1:45.689	17.245
5	1:45.813	18.577
50	1:45.781	18.911
8	1:45.580	20.543
49	1:53.170	43.668
10	1:53.817	47.216
54	1:55.765	51.113
52	1:53.704	56.414
33	1:54.391	1:01.407
53	1:59.435	1:04.314
25	1:59.271	1:05.077
48	1:58.936	1:05.897
51	1:57.728	1:06.321
7	2:00.603	1:17.584
19	2:01.469	1:20.499
4	2:03.799	1:25.959
24	2:04.571	1:32.110
46	2:04.528	1:34.336
Vta 5		
27	1:40.436	
15	2:06.927	1 Lap
29	1:43.408	01.626

Num	T. Vta.	Dif
20	2:08.811	1 Lap
21	2:08.097	1 Lap
17	2:08.647	1 Lap
37	2:09.674	1 Lap
26	1:43.803	19.266
50	1:43.893	21.022
8	1:45.756	24.517
49	1:53.236	55.122
10	1:54.181	59.615
54	1:56.590	1:05.921
52	1:53.622	1:08.254
33	1:48.816	1:08.441
53	1:56.380	1:18.912
25	1:56.471	1:19.766
48	1:56.400	1:20.515
51	1:57.796	1:22.335
7	2:01.550	1:37.352
19	2:01.312	1:40.029
Vta 6		
27	1:41.519	
29	1:40.820	00.927
4	2:04.254	1 Lap
24	2:04.709	1 Lap
46	2:06.306	1 Lap
26	1:45.639	23.386
50	1:46.114	25.617
15	2:07.512	1 Lap
20	2:08.483	1 Lap
8	1:49.686	32.684
21	2:08.269	1 Lap
17	2:08.406	1 Lap
37	2:10.088	1 Lap
49	1:53.258	1:06.861
10	1:56.367	1:14.463
33	1:49.766	1:16.688
52	1:52.579	1:19.314
54	1:57.101	1:21.503
53	1:56.056	1:33.449
25	1:57.079	1:35.326
48	1:56.549	1:35.545
51	1:58.644	1:39.460
Vta 7		
27	1:39.992	
29	1:39.618	00.553
7	2:01.243	1 Lap
19	2:01.189	1 Lap
26	1:45.985	29.379
4	2:04.388	1 Lap
50	1:46.753	32.378
24	2:05.035	1 Lap
8	1:50.139	42.831
46	2:06.866	1 Lap
15	2:07.630	1 Lap
20	2:07.624	1 Lap
21	2:07.767	1 Lap

Num	T. Vta.	Dif
17	2:07.836	1 Lap
37	2:08.970	1 Lap
49	1:52.893	1:19.762
33	1:50.786	1:27.482
10	1:56.282	1:30.753
52	1:53.836	1:33.158
54	1:56.533	1:38.044
Vta 8		
27	1:40.339	
29	1:42.311	02.525
53	1:56.450	1 Lap
48	1:56.026	1 Lap
25	1:59.512	1 Lap
51	1:58.588	1 Lap
26	1:45.062	34.102
50	1:45.280	37.319
7	2:00.960	1 Lap
19	2:00.851	1 Lap
8	1:49.282	51.774
4	2:03.062	1 Lap
24	2:05.540	1 Lap
46	2:08.093	1 Lap
15	2:07.584	1 Lap
20	2:07.608	1 Lap
21	2:07.312	1 Lap
17	2:07.493	1 Lap
49	1:53.311	1:32.734
33	1:46.989	1:34.132
37	2:09.193	1 Lap
Vta 9		
27	1:39.653	
29	1:37.948	00.820
10	1:57.107	1 Lap
52	1:56.002	1 Lap
54	1:57.587	1 Lap
48	1:55.802	1 Lap
25	1:58.499	1 Lap
51	1:58.610	1 Lap
26	1:44.183	38.632
50	1:44.485	42.151
7	2:01.646	1 Lap
53	2:29.801	1 Lap
8	1:48.671	1:00.792
19	2:01.241	1 Lap
4	2:01.990	1 Lap
24	2:04.154	1 Lap
46	2:08.060	1 Lap
Vta 10		
27	1:41.456	
29	1:41.196	00.560
33	1:51.997	1 Lap
49	1:56.205	1 Lap
15	2:08.313	2 Laps

Num	T. Vta.	Dif
20	2:07.552	2 Laps
21	2:09.391	2 Laps
17	2:09.150	2 Laps
10	1:55.160	1 Lap
52	1:54.781	1 Lap
37	2:11.092	2 Laps
54	1:57.347	1 Lap
26	1:45.772	42.948
48	1:58.285	1 Lap
50	1:46.038	46.733
25	1:58.627	1 Lap
51	1:58.596	1 Lap
8	1:46.854	1:06.190
3	19:54.608	9 Laps
7	2:01.861	1 Lap
19	2:00.570	1 Lap
4	2:02.451	1 Lap
Vta 11		
27	1:38.204	
29	1:38.097	00.453
24	2:05.132	2 Laps
33	1:47.795	1 Lap
49	1:53.078	1 Lap
46	2:10.184	2 Laps
15	2:07.529	2 Laps
52	1:53.502	1 Lap
10	1:54.924	1 Lap
20	2:07.895	2 Laps
21	2:07.908	2 Laps
17	2:08.184	2 Laps
26	1:45.516	50.260
54	1:58.624	1 Lap
50	1:45.213	53.742
37	2:09.527	2 Laps
48	1:56.453	1 Lap
25	1:58.968	1 Lap
51	1:58.841	1 Lap
8	1:46.551	1:14.537
3	2:01.434	9 Laps
7	2:00.980	1 Lap
19	2:01.126	1 Lap
Vta 12		
29	1:45.533	
4	2:02.621	2 Laps
33	1:50.043	1 Lap
49	1:55.367	1 Lap
24	2:05.719	2 Laps
52	1:53.879	1 Lap
26	1:47.747	52.021
10	1:59.807	1 Lap
46	2:09.017	2 Laps
50	1:49.360	57.116
15	2:07.750	2 Laps
20	2:07.829	2 Laps
54	2:00.116	1 Lap





Circuito de Madrid Jarama - RACE

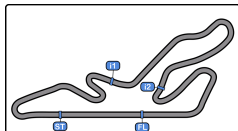
Campeonato RACE Turismos

1ª Carrera

Análisis



Num	T. Vta.	Dif
21	2:08.296	2 Laps
17	2:08.298	2 Laps
48	2:00.857	1 Lap
8	1:49.093	1:17.644
37	2:10.639	2 Laps
25	2:00.342	1 Lap
51	2:00.299	1 Lap
3	2:00.448	9 Laps
7	2:00.776	1 Lap
19	2:00.638	1 Lap



Circuito de Madrid Jarama - RACE

Campeonato RACE Turismos

1ª Carrera

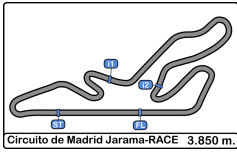
Mejores Sectores



Circuito de Madrid Jarama-RACE 3.850 m.

Sector - 1			Sector - 2			Sector - 3			Vuelta Ideal vs Mejor Vuelta						
Clas	Nº	Piloto	Tiempo	Nº	Piloto	Tiempo	Nº	Piloto	Tiempo	Clas	Nº	Piloto	Vta. Ideal	Mejor Vta.	Clas
1	27	Daniel García Balboa	37.662	29	Gian Maria Traversone	32.562	29	Gian Maria Traversone	27.404	1	29	Gian Maria Traversone	1:37.661	1:37.948	1
2	29	Gian Maria Traversone	37.695	27	Daniel García Balboa	32.838	27	Daniel García Balboa	27.704	2	27	Daniel García Balboa	1:38.204	1:38.204	2
3	26	Samuel Gómez Gómez	40.028	47	Enric Roig Roldan	34.096	47	Enric Roig Roldan	28.469	3	47	Enric Roig Roldan	1:43.007	1:43.007	3
4	50	Juan Carlos Esteban Garcia	40.093	26	Samuel Gómez Gómez	34.232	50	Juan Carlos Esteban Garcia	29.141	4	26	Samuel Gómez Gómez	1:43.471	1:43.803	4
5	47	Enric Roig Roldan	40.442	50	Juan Carlos Esteban Garcia	34.512	26	Samuel Gómez Gómez	29.211	5	50	Juan Carlos Esteban Garcia	1:43.746	1:43.893	5
6	5	Plazio - Plazio	40.555	8	Sergi Morera Hernandez	34.823	8	Sergi Morera Hernandez	29.669	6	8	Sergi Morera Hernandez	1:45.429	1:45.580	6
7	8	Sergi Morera Hernandez	40.937	5	Plazio - Plazio	35.146	33	J. Francisco Gastañaga Martínez	29.930	7	5	Plazio - Plazio	1:45.641	1:45.813	7
8	33	J. Francisco Gastañaga Martínez	41.044	33	J. Francisco Gastañaga Martínez	35.823	5	Plazio - Plazio	29.940	8	33	J. Francisco Gastañaga Martínez	1:46.797	1:46.989	8
9	52	Rosendo De Augusto Ibañes	43.039	52	Rosendo De Augusto Ibañes	37.572	52	Rosendo De Augusto Ibañes	30.957	9	52	Rosendo De Augusto Ibañes	1:51.568	1:52.579	9
10	49	Luis Lopez Anos	43.146	10	Eloy Íñigo Varas	38.006	49	Luis Lopez Anos	31.104	10	49	Luis Lopez Anos	1:52.269	1:52.893	10
11	10	Eloy Íñigo Varas	43.739	49	Luis Lopez Anos	38.019	10	Eloy Íñigo Varas	31.912	11	10	Eloy Íñigo Varas	1:53.657	1:53.817	11
12	53	Diego Blanco Torrecilla	43.893	48	Juan Carlos Zorrilla Hierro	38.586	48	Juan Carlos Zorrilla Hierro	31.912	12	48	Juan Carlos Zorrilla Hierro	1:54.742	1:55.802	13
13	54	Iván Hernández González	44.083	54	Iván Hernández González	38.622	53	Diego Blanco Torrecilla	32.103	13	54	Iván Hernández González	1:55.035	1:55.035	12
14	48	Juan Carlos Zorrilla Hierro	44.244	25	Héctor Peiro Carrasco	38.940	54	Iván Hernández González	32.330	14	53	Diego Blanco Torrecilla	1:55.172	1:56.056	14
15	25	Héctor Peiro Carrasco	44.924	53	Diego Blanco Torrecilla	39.176	25	Héctor Peiro Carrasco	32.570	15	25	Héctor Peiro Carrasco	1:56.434	1:56.471	15
16	51	Luis Barroso Catalina	45.007	51	Luis Barroso Catalina	39.188	51	Luis Barroso Catalina	33.031	16	51	Luis Barroso Catalina	1:57.226	1:57.728	16
17	7	Jaime Cela Talavera	45.412	3	Samuel Pineda Sánchez	39.629	7	Jaime Cela Talavera	33.288	17	7	Jaime Cela Talavera	1:59.363	2:00.128	17
18	19	Jesus S. Escolar Alvarez	45.970	19	Jesus S. Escolar Alvarez	40.563	19	Jesus S. Escolar Alvarez	33.538	18	3	Samuel Pineda Sánchez	1:59.822	2:00.448	19
19	4	Emilio J. López González	46.468	7	Jaime Cela Talavera	40.663	3	Samuel Pineda Sánchez	33.605	19	19	Jesus S. Escolar Alvarez	2:00.071	2:00.421	18
20	3	Samuel Pineda Sánchez	46.588	4	Emilio J. López González	41.275	4	Emilio J. López González	34.244	20	4	Emilio J. López González	2:01.987	2:01.990	20
21	24	Ángel J. Sobrino De Toro	47.202	24	Ángel J. Sobrino De Toro	41.954	24	Ángel J. Sobrino De Toro	34.454	21	24	Ángel J. Sobrino De Toro	2:03.610	2:04.154	21
22	46	Claudia Sánchez Díaz	47.615	46	Claudia Sánchez Díaz	42.047	46	Claudia Sánchez Díaz	34.835	22	46	Claudia Sánchez Díaz	2:04.497	2:04.528	22
23	9	Mario Torregrosa Rincón	48.438	22	Jose Ayala Oliver	42.375	9	Mario Torregrosa Rincón	35.437	23	15	Julián Alonso Sebastián	2:06.796	2:06.880	23
24	15	Julián Alonso Sebastián	48.446	15	Julián Alonso Sebastián	42.773	17	Victor Garrido González	35.540	24	9	Mario Torregrosa Rincón	2:06.941	2:07.379	25
25	20	Martínez Pérez - Martínez Pérez	48.472	21	Jorge Martínez García	42.966	20	Martínez Pérez - Martínez Pérez	35.556	25	21	Jorge Martínez García	2:07.051	2:07.312	24
26	22	Jose Ayala Oliver	48.484	20	Martínez Pérez - Martínez Pérez	43.052	15	Julián Alonso Sebastián	35.577	26	20	Martínez Pérez - Martínez Pérez	2:07.080	2:07.524	27
27	21	Jorge Martínez García	48.506	9	Mario Torregrosa Rincón	43.066	21	Jorge Martínez García	35.579	27	17	Victor Garrido González	2:07.252	2:07.493	26
28	17	Victor Garrido González	48.554	17	Victor Garrido González	43.158	37	Aparicio Monedero - Braco Garrigos	36.004	28	37	Aparicio Monedero - Braco Garrigos	2:07.946	2:08.970	28
29	37	Aparicio Monedero - Braco Garrigos	48.735	37	Aparicio Monedero - Braco Garrigos	43.207	22	Jose Ayala Oliver	37.919	29	22	Jose Ayala Oliver	2:08.778	3:53.567	29





Circuito de Madrid Jarama - RACE
Campeonato RACE Turismos
1ª Carrera
Secuencia Líder



Nº	Piloto	Concursante	Vehículo	Cat	V.Inici	V. Fin	Vtas	Total
29	Gian Maria Traversone	RGB RACING TEAM	PORSCHE 911 GT3 992	9	1	4	4	4
27	Daniel García Balboa	RGB RACING TEAM	PORSCHE 991 - 2 GT3 CUP	9	5	11	7	7
29	Gian Maria Traversone	RGB RACING TEAM	PORSCHE 911 GT3 992	9	12	12	1	5

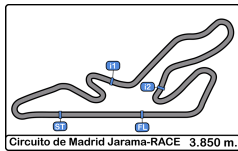


Circuito de Madrid Jarama - RACE
Campeonato RACE Turismos
1ª Carrera
5 Mejores Tiempos



Clas	Nº	Piloto	Concursante	Vehiculo	Cat	Mejor 1		Mejor 2		Mejor 3		Mejor 4		Mejor 5	
						Tiempo	Vta.	Tiempo	Vta.	Tiempo	Vta.	Tiempo	Vta.	Tiempo	Vta.
1	29	Gian Maria Traversone	RGB RACING TEAM	PORSCHE 911 GT3 992	9	1:37.948	9	1:38.097	11	1:39.618	7	1:40.510	4	1:40.820	6
2	27	Daniel García Balboa	RGB RACING TEAM	PORSCHE 991 - 2 GT3 CUP	9	1:38.204	11	1:39.653	9	1:39.992	7	1:40.339	8	1:40.436	5
3	47	Enric Roig Roldan	BAIX EMPORDA	HONDA CIVIC	9	1:43.007	2	3:31.940	1						
4	26	Samuel Gómez Gómez	RX PRO RACING	HYUNDAI I30 CR	8	1:43.803	5	1:44.183	9	1:45.062	8	1:45.516	11	1:45.639	6
5	50	Juan Carlos Esteban Garcia	AD DESGUACES LA TORRE	PEUGEOT 308 RACING CUP	7	1:43.893	5	1:44.485	9	1:45.213	11	1:45.280	8	1:45.781	4
6	8	Sergi Morera Hernandez	RASANTE SPORT	PEUGEOT 308 RACING CUP	7	1:45.580	4	1:45.756	5	1:46.446	3	1:46.551	11	1:46.854	10
7	5	Plazio - Plazio	ULTIMA VUELTA	LIGIER JS2R	9	1:45.813	4	1:46.881	3	1:47.066	2	3:32.743	1		
8	33	J. Francisco Gastañaga Martínez	RX PRO RACING	CUPRA TCR-SEC	8	1:46.989	8	1:47.795	10	1:48.816	5	1:49.766	6	1:50.043	11
9	52	Rosendo De Augusto Ibañes	CD QUINTANO SPORT	BMW E36	7	1:52.579	6	1:53.502	10	1:53.560	2	1:53.622	5	1:53.704	4
10	49	Luis Lopez Anos	REAL AUTO. CLUB CIRCUITO GUADALUPE	PORSCHE 968 CS	CLAS-LEG	1:52.893	7	1:53.078	10	1:53.170	4	1:53.236	5	1:53.258	6
11	10	Eloy Íñigo Varas	ESCUDERIA CENTRO	SEAT LEON COPA MK1	5	1:53.817	4	1:54.181	5	1:54.610	2	1:54.924	10	1:55.000	3
12	54	Iván Hernández González	ESC. LA CORUÑA	RENAULT CLIO V	5	1:55.035	3	1:55.765	4	1:56.144	2	1:56.533	7	1:56.590	5
13	48	Juan Carlos Zorrilla Hierro	AECD	PORSCHE 968 CLUB SPORT	CLAS-LEG	1:55.802	8	1:56.026	7	1:56.400	5	1:56.453	10	1:56.549	6
14	53	Diego Blanco Torrecilla	CLUB JARAMA SPORT	PORSCHE 928	7	1:56.056	6	1:56.380	5	1:56.450	7	1:57.084	3	1:57.835	2
15	25	Héctor Peiro Carrasco	CERRO NEGRO	HONDA CIVIC	3	1:56.471	5	1:57.079	6	1:57.204	3	1:58.499	8	1:58.627	9
16	51	Luis Barroso Catalina	EFICAR TEAM	HONDA CIVIC 1.6	3	1:57.728	4	1:57.796	5	1:58.321	2	1:58.588	7	1:58.596	9
17	7	Jaime Cela Talavera	RASANTE SPORT	CITROEN SAXO 16V	3	2:00.128	3	2:00.603	4	2:00.776	11	2:00.960	7	2:00.980	10
18	19	Jesus S. Escolar Alvarez	EFICAR TEAM	BMW 325	END1-2	2:00.421	3	2:00.570	9	2:00.638	11	2:00.851	7	2:01.126	10
19	3	Samuel Pineda Sánchez	ESC. LA CORUÑA	LIGIER JS2R	9	2:00.448	3	2:01.434	2	19:54.60	1				
20	4	Emilio J. López González	CERRO NEGRO	HYUNDAI GETZ	3	2:01.990	8	2:02.451	9	2:02.517	2	2:02.621	10	2:03.062	7
21	24	Ángel J. Sobrino De Toro	CERRO NEGRO	FIAT PUNTO JTD	3	2:04.154	8	2:04.272	2	2:04.571	4	2:04.709	5	2:05.035	6
22	46	Claudia Sánchez Díaz	PARADINAS MOTORSPORT	BMW E36	END1-2	2:04.528	4	2:05.329	3	2:05.330	2	2:06.306	5	2:06.866	6
23	15	Julián Alonso Sebastián	ULTIMA VUELTA	CITROEN SAXO	2	2:06.880	3	2:06.927	4	2:07.512	5	2:07.529	9	2:07.584	7
24	21	Jorge Martínez García	TIERRAS DE CASTILLA	CITROEN SAXO	2	2:07.312	7	2:07.749	2	2:07.767	6	2:07.908	9	2:07.915	3
25	9	Mario Torregrosa Rincón	ULTIMA VUELTA	SUZUKI SWIFT	2	2:07.379	3	2:07.820	2	3:55.337	1				
26	17	Victor Garrido González	JARAMA SPORT	SUZUKI SWIFT CUP	2	2:07.493	7	2:07.836	6	2:08.184	9	2:08.204	3	2:08.298	10
27	20	Martínez Pérez - Martínez Pérez	TIERRAS DE CASTILLA	CITROEN SAXO	2	2:07.524	3	2:07.552	8	2:07.608	7	2:07.624	6	2:07.829	10
28	37	Aparicio Monedero - Braço Garrigos	HISPANO ALEMÁN RACING TEAM	OPEL CALIBRA	END1-2	2:08.970	6	2:09.159	2	2:09.193	7	2:09.527	9	2:09.674	4
29	22	Jose Ayala Oliver	CERRO NEGRO	FIAT PUNTO HGT 1.8	3	3:53.567	1								





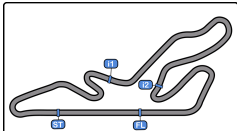
Circuito de Madrid Jarama - RACE
Campeonato RACE Turismos
1ª Carrera
5 Mejores Velocidades



Circuito de Madrid Jarama-RACE 3.850 m.

Clas	Nº	Piloto	Concursante	Vehiculo	Cat	Máxima 1		Máxima 2		Máxima 3		Máxima 4		Máxima 5		Media
						Km/h	Vta.	Km/h	Vta.	Km/h	Vta.	Km/h	Vta.	Km/h	Vta.	
1	29	Gian Maria Traversone	RGB RACING TEAM	PORSCHE 911 GT3 992	9	255.9	12	254.1	8	254.1	11	251.7	9	251.1	4	253.4
2	27	Daniel García Balboa	RGB RACING TEAM	PORSCHE 991 - 2 GT3 CUP	9	249.4	11	249.4	12	248.2	6	247.1	5	245.4	8	247.9
3	26	Samuel Gómez Gómez	RX PRO RACING	HYUNDAI I30 CR	8	231.2	12	230.2	8	229.7	9	227.8	6	226.4	10	229.1
4	5	Plazio - Plazio	ULTIMA VUELTA	LIGIER JS2R	9	226.4	5	224.0	4	223.1	2	196.7	3	100.0	1	194.0
5	50	Juan Carlos Esteban Garcia	AD DESGUACES LA TORRE	PEUGEOT 308 RACING CUP	7	223.1	8	220.4	9	218.6	6	215.5	11	214.7	7	218.4
6	8	Sergi Morera Hernandez	RASANTE SPORT	PEUGEOT 308 RACING CUP	7	222.6	5	222.2	6	219.9	11	217.3	10	216.0	4	219.6
7	49	Luis Lopez Anos	REAL AUTO. CLUB CIRCUITO GUADALUPE	PORSCHE 968 CS	CLAS-LEG	216.4	9	207.2	10	202.2	2	201.4	8	200.3	6	205.5
8	52	Rosendo De Augusto Ibañes	CD QUINTANO SPORT	BMW E36	7	206.8	11	195.2	7	184.6	2	184.3	10	183.9	3	191.0
9	33	J. Francisco Gastañaga Martínez	RX PRO RACING	CUPRA TCR-SEC	8	204.1	3	203.7	5	202.6	9	199.6	10	198.8	8	201.8
10	47	Enric Roig Roldan	BAIX EMPORDA	HONDA CIVIC	9	203.7	2	186.8	3	75.4	1					155.3
11	53	Diego Blanco Torrecilla	CLUB JARAMA SPORT	PORSCHE 928	7	200.7	3	194.9	7	191.8	8	188.1	6	186.5	5	192.4
12	54	Iván Hernández González	ESC. LA CORUÑA	RENAULT CLIO V	5	200.7	3	199.6	2	199.6	4	198.8	5	198.8	7	199.5
13	19	Jesus S. Escolar Alvarez	EFICAR TEAM	BMW 325	END1-2	198.5	10	196.7	8	194.9	7	194.5	11	193.5	3	195.6
14	7	Jaime Cela Talavera	RASANTE SPORT	CITROEN SAXO 16V	3	197.0	11	193.5	3	192.8	8	192.1	4	192.1	5	193.5
15	10	Eloy Íñigo Varas	ESCUDERÍA CENTRO	SEAT LEON COPA MK1	5	196.0	11	195.6	6	194.9	5	194.5	4	191.8	3	194.6
16	48	Juan Carlos Zorrilla Hierro	AECD	PORSCHE 968 CLUB RACING	CLAS-LEG	196.0	3	187.1	7	187.1	8	184.9	9	184.3	6	187.9
17	51	Luis Barroso Catalina	EFICAR TEAM	HONDA CIVIC 1.6	3	188.4	3	188.1	6	185.8	5	185.2	8	183.9	9	186.3
18	4	Emilio J. López González	CERRO NEGRO	HYUNDAI GETZ	3	184.9	8	183.9	10	182.4	6	182.1	5	181.8	4	183.0
19	25	Héctor Peiro Carrasco	CERRO NEGRO	HONDA CIVIC	3	181.5	6	180.9	3	178.8	4	177.0	5	176.4	8	178.9
20	46	Claudia Sánchez Díaz	PARADINAS MOTORSPORT	BMW E36	END1-2	181.2	4	181.2	5	180.0	2	177.0	3	177.0	6	179.3
21	37	Aparicio Monedero - Braco Garrigos	HISPANO ALEMÁN RACING TEAM	OPEL CALIBRA	END1-2	180.3	10	179.7	3	179.7	8	179.4	6	179.4	7	179.7
22	24	Ángel J. Sobrino De Toro	CERRO NEGRO	FIAT PUNTO JTD	3	180.0	2	178.5	3	177.6	4	177.6	7	177.0	5	178.1
23	20	Martínez Pérez - Martínez Pérez	TIERRAS DE CASTILLA	CITROEN SAXO	2	177.3	2	176.4	4	175.8	10	175.3	3	174.7	9	175.9
24	21	Jorge Martínez García	TIERRAS DE CASTILLA	CITROEN SAXO	2	177.3	3	177.0	10	176.4	8	175.8	6	175.6	4	176.4
25	15	Julián Alonso Sebastián	ULTIMA VUELTA	CITROEN SAXO	2	174.1	3	173.6	10	173.3	6	173.0	4	172.8	9	173.4
26	9	Mario Torregrosa Rincón	ULTIMA VUELTA	SUZUKI SWIFT	2	170.6	2	169.0	3	148.1	4	86.1	1			143.4
27	17	Victor Garrido González	JARAMA SPORT	SUZUKI SWIFT CUP	2	168.2	4	168.2	10	167.4	6	166.9	7	166.4	3	167.4
28	3	Samuel Pineda Sánchez	ESC. LA CORUÑA	LIGIER JS2R	9	166.6	2	164.3	3	62.3	1					131.1
29	22	Jose Ayala Oliver	CERRO NEGRO	FIAT PUNTO HGT 1.8	3	162.8	2	83.2	1							123.0





Circuito de Madrid Jarama - RACE

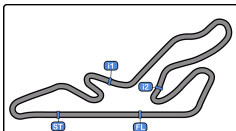
Campeonato RACE Turismos

1ª Carrera

Secuencia Vueltas Rápidas



Vta	Hora Día	T Sesion	Nº	Piloto	Concursante	Vehiculo	Cat	Tiempo	Km/h
2	15:35:12.611	5:12.611	29	Gian Maria Traversone	RGB RACING TEAM	PORSCHE 911 GT3 992	9	1:41.862	136.0
3	15:36:53.488	6:53.488	29	Gian Maria Traversone	RGB RACING TEAM	PORSCHE 911 GT3 992	9	1:40.877	137.3
4	15:38:33.998	8:33.998	29	Gian Maria Traversone	RGB RACING TEAM	PORSCHE 911 GT3 992	9	1:40.510	137.8
5	15:40:15.780	10:15.780	27	Daniel García Balboa	RGB RACING TEAM	PORSCHE 991 - 2 GT3 CUP	9	1:40.436	137.9
7	15:43:37.291	13:37.291	27	Daniel García Balboa	RGB RACING TEAM	PORSCHE 991 - 2 GT3 CUP	9	1:39.992	138.6
7	15:43:37.844	13:37.844	29	Gian Maria Traversone	RGB RACING TEAM	PORSCHE 911 GT3 992	9	1:39.618	139.1
9	15:46:58.103	16:58.103	29	Gian Maria Traversone	RGB RACING TEAM	PORSCHE 911 GT3 992	9	1:37.948	141.5



Circuito de Madrid Jarama - RACE

Campeonato RACE Turismos

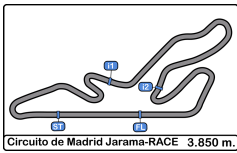
1ª Carrera

Mejor Máxima Velocidad del Evento



Cls	Nº	Piloto	Concursante	Vehiculo	Cat	Km/h	Sesión
1	29	Gian Maria Traversone	RGB RACING TEAM	PORSCHE 911 GT3 992	9	255.9	1ª Carrera
2	27	Daniel García Balboa	RGB RACING TEAM	PORSCHE 991 - 2 GT3 CUP	9	249.4	1ª Carrera
3	26	Samuel Gómez Gómez	RX PRO RACING	HYUNDAI I30 CR	8	231.2	1ª Carrera
4	5	Plazio - Plazio	ULTIMA VUELTA	LIGIER JS2R	9	226.8	Entrenamiento Cronometrado
5	50	Juan Carlos Esteban García	AD DESGUACES LA TORRE	PEUGEOT 308 RACING CUP	7	223.1	1ª Carrera
6	8	Sergi Morera Hernandez	RASANTE SPORT	PEUGEOT 308 RACING CUP	7	222.6	1ª Carrera
7	3	Samuel Pineda Sánchez	ESC. LA CORUÑA	LIGIER JS2R	9	221.7	Entrenamiento Cronometrado
8	49	Luis Lopez Anos	REAL AUTO. CLUB CIRCUITO GUADALUPE	PORSCHE 968 CS	CLAS-LEG	216.4	1ª Carrera
9	47	Enric Roig Roldan	BAIX EMPORDA	HONDA CIVIC	9	215.1	Entrenamiento Cronometrado
10	33	J. Francisco Gastafaga Martínez	RX PRO RACING	CUPRA TCR-SEC	8	213.4	Entrenamiento Cronometrado
11	52	Rosendo De Augusto Ibañes	CD QUINTANO SPORT	BMW E36	7	206.8	1ª Carrera
12	10	Eloy Íñigo Varas	ESCUDERÍA CENTRO	SEAT LEON COPA MK1	5	204.1	Entrenamiento Cronometrado
13	54	Iván Hernández González	ESC. LA CORUÑA	RENAULT CLIO V	5	200.7	1ª Carrera
14	53	Diego Blanco Torrecilla	CLUB JARAMA SPORT	PORSCHE 928	7	200.7	1ª Carrera
15	19	Jesus S. Escolar Alvarez	EFICAR TEAM	BMW 325	END1-2	198.5	1ª Carrera
16	7	Jaime Cela Talavera	RASANTE SPORT	CITROEN SAXO 16V	3	197.0	1ª Carrera
17	48	Juan Carlos Zorrilla Hierro	AECD	PORSCHE 968 CLUB SPORT	CLAS-LEG	196.3	Entrenamiento Cronometrado
18	51	Luis Barroso Catalina	EFICAR TEAM	HONDA CIVIC 1.6	3	190.4	Entrenamiento Cronometrado
19	12	José L. Crespillo Calderón	ESCUDERÍA CENTRO	PEUGEOT 207 THP	3	188.8	Entrenamiento Libre
20	4	Emilio J. López González	CERRO NEGRO	HYUNDAI GETZ	3	188.8	Entrenamiento Libre
21	46	Claudia Sánchez Díaz	PARADINAS MOTORSPORT	BMW E36	END1-2	187.5	Entrenamiento Cronometrado
22	25	Héctor Peiro Carrasco	CERRO NEGRO	HONDA CIVIC	3	186.2	Entrenamiento Cronometrado
23	22	Jose Ayala Oliver	CERRO NEGRO	FIAT PUNTO HGT 1.8	3	181.2	Entrenamiento Cronometrado
24	37	Aparicio Monedero - Braco Garrigos	HISPANO ALEMÁN RACING TEAM	OPEL CALIBRA	END1-2	180.3	1ª Carrera
25	24	Ángel J. Sobrino De Toro	CERRO NEGRO	FIAT PUNTO JTD	3	180.0	1ª Carrera
26	15	Julián Alonso Sebastián	ULTIMA VUELTA	CITROEN SAXO	2	179.7	Entrenamiento Libre
27	20	Martínez Pérez - Martínez Pérez	TIERRAS DE CASTILLA	CITROEN SAXO	2	179.1	Entrenamiento Libre
28	21	Jorge Martínez García	TIERRAS DE CASTILLA	CITROEN SAXO	2	177.6	Entrenamiento Libre
29	18	Enrique Muñoz Berrón	ESCUDERIA LEMANS	HYUNDAI GETZ	3	173.6	Entrenamiento Libre
30	9	Mario Torregrosa Rincón	ULTIMA VUELTA	SUZUKI SWIFT	2	170.6	Entrenamiento Libre
31	17	Victor Garrido González	JARAMA SPORT	SUZUKI SWIFT CUP	2	168.2	Entrenamiento Libre
32	14	Pablo Choclan Mendez	EFICAR TEAM	SEAT LEON MK1	5	161.6	Entrenamiento Libre
33	6	Sergio Cabal Díez	RASANTE SPORT	RENAULT CLIO V	5	159.0	Entrenamiento Libre





Circuito de Madrid Jarama - RACE

Campeonato RACE Turismos

1ª Carrera

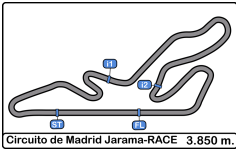
Cuentavueltas



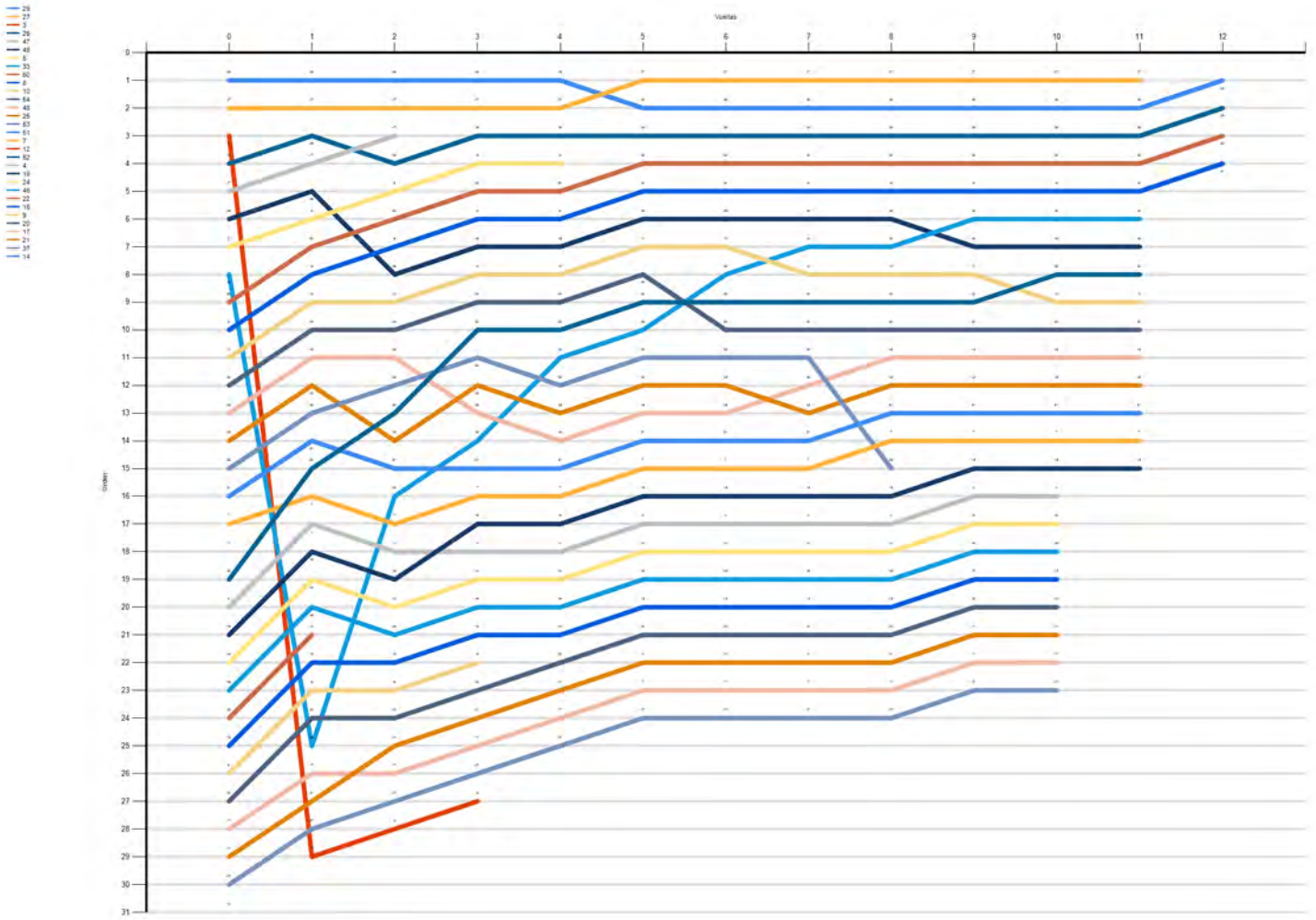
VTA

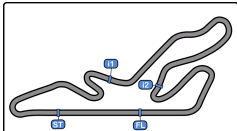
Nr	Pos	Grid	1	2	3	4	5	6	7	8	9	10	11	12
29	1	29	29	29	29	29	27	27	27	27	27	27	27	29
27	2	27	27	27	27	27	29	29	29	29	29	29	29	26
3	3	3	26	47	26	26	26	26	26	26	26	26	26	50
26	4	26	47	26	5	5	50	50	50	50	50	50	50	8
47	5	47	49	5	50	50	8	8	8	8	8	8	8	
49	6	49	5	50	8	8	49	49	49	49	33	33	33	
5	7	5	50	8	49	49	10	10	33	33	49	49	49	
33	8	33	8	49	10	10	54	33	10	10	10	52	52	
50	9	50	10	10	54	54	52	52	52	52	52	10	10	
8	10	8	54	54	52	52	33	54	54	54	54	54	54	
10	11	10	48	48	53	33	53	53	53	48	48	48	48	
54	12	54	25	53	25	53	25	25	48	25	25	25	25	
48	13	48	53	52	48	25	48	48	25	51	51	51	51	
25	14	25	51	25	33	48	51	51	51	7	7	7	7	
53	15	53	52	51	51	51	7	7	7	53	19	19	19	
51	16	51	7	33	7	7	19	19	19	19	4	4	4	
7	17	7	4	7	19	19	4	4	4	4	24	24	24	
12	18	12	19	4	4	4	24	24	24	24	46	46	46	
52	19	52	24	19	24	24	46	46	46	46	15	15	15	
4	20	4	46	24	46	46	15	15	15	15	20	20	20	
19	21	19	22	46	15	15	20	20	20	20	21	21	21	
24	22	24	15	15	9	20	21	21	21	21	17	17	17	
46	23	46	9	9	20	21	17	17	17	17	37	37	37	
22	24	22	20	20	21	17	37	37	37	37				
15	25	15	33	21	17	37								
9	26	9	17	17	37									
20	27	20	21	37	3									
17	28	17	37	3										
21	29	21	3											
37	30	37												
14	31	14												





Circuito de Madrid Jarama - RACE
Campeonato RACE Turismos
1ª Carrera
Cuentavueltas Gráfico





Circuito de Madrid Jarama-RACE 3.850 m.

Circuito de Madrid Jarama - RACE

Campeonato RACE Turismos

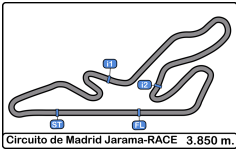
1ª Carrera

Tiempos Parada en Pit



<u>Nº</u>	<u>Tiempo Día</u>	<u>Piloto</u>	<u>Concursante</u>	<u>Vehiculo</u>	<u>Cat</u>	<u>T. Entrada</u>	<u>Nº Parada</u>	<u>Tiempo Pit</u>	<u>Handicap</u>	<u>Diferencia</u>
-----------	-------------------	---------------	--------------------	-----------------	------------	-------------------	------------------	-------------------	-----------------	-------------------

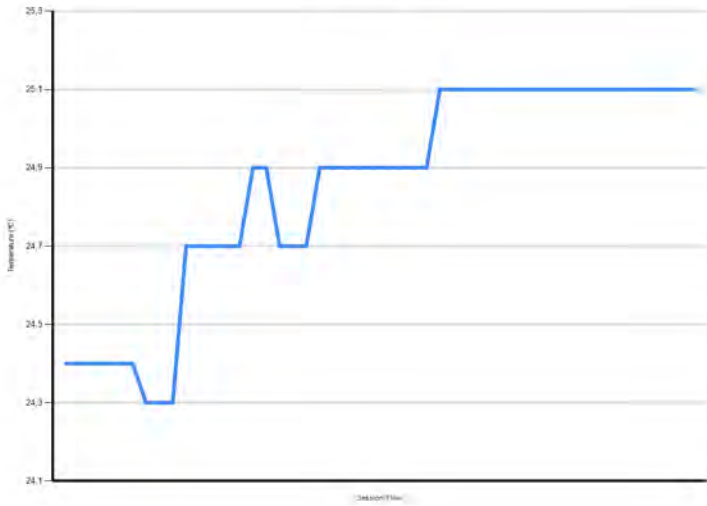




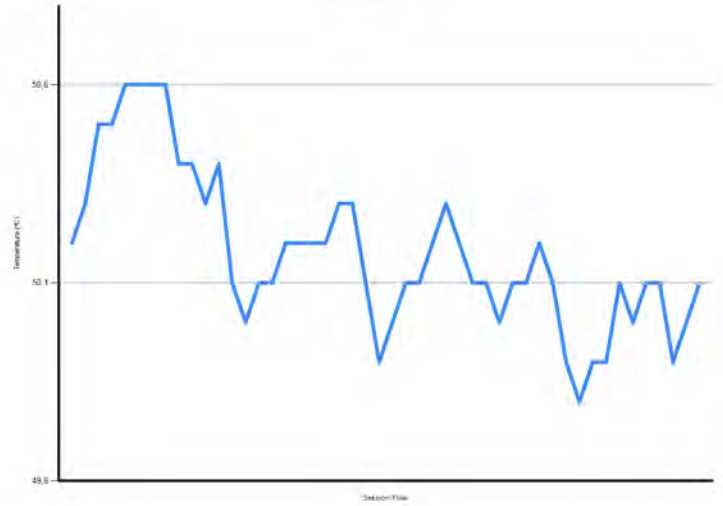
Circuito de Madrid Jarama - RACE
Campeonato RACE Turismos
1ª Carrera
Informe Meteorológico



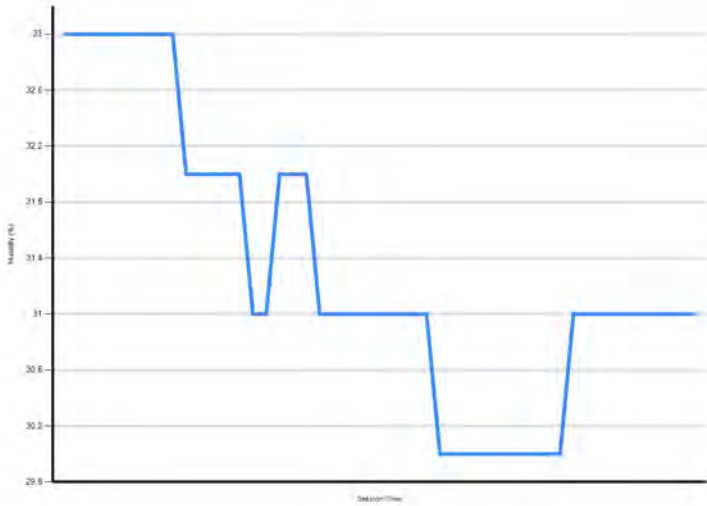
Temperatura Aire




Temperatura Pista



Humedad



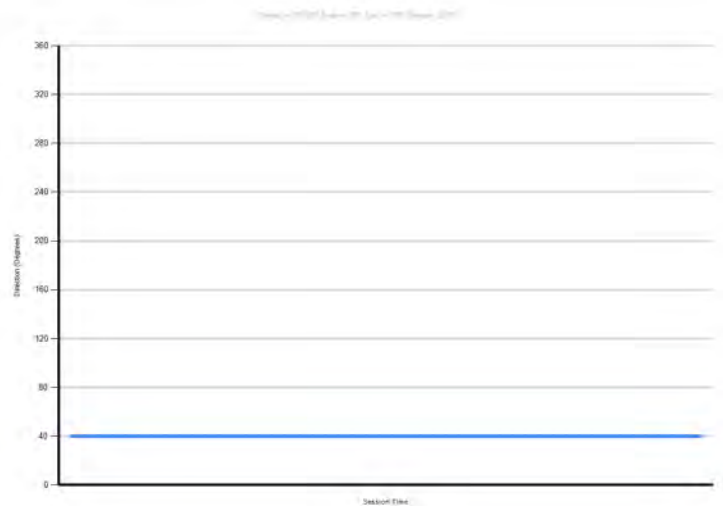
Presión

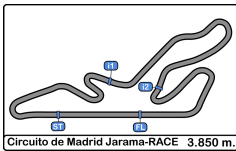


Velocidad Viento



Dirección Viento





Circuito de Madrid Jarama - RACE
Campeonato RACE Turismos
1ª Carrera



Resultados Finales

Cls	Nº	Piloto	Concursante	Vehiculo	Cat	Cl	N.V.	Tiempo	Dif 1º	Dif Ant.	Km/h	V.R.	Tiempo	Km/h
1	29	* Gian Maria Traversone	RGB RACING TEAM	PORSCHE 911 GT3 992	9	1	12	22:27.857			123.3	9	1:37.948	141.5
2	26	Samuel Gómez Gómez	RX PRO RACING	HYUNDAI I30 CR	8	1	12	22:54.878	27.021	27.021	120.9	5	1:43.803	133.5
3	50	Juan Carlos Esteban Garcia	AD DESGUACES LA TORRE	PEUGEOT 308 RACING CUP	7	1	12	22:59.973	32.116	5.095	120.5	5	1:43.893	133.4
4	8	Sergi Morera Hernandez	RASANTE SPORT	PEUGEOT 308 RACING CUP	7	2	12	23:20.501	52.644	20.528	118.7	4	1:45.580	131.2
5	33	J. Francisco Gastafaga Martínez	RX PRO RACING	CUPRA TCR-SEC	8	2	11	22:21.525	1 Vta	1 Vta	113.6	8	1:46.989	129.5
6	49	Luis Lopez Anos	REAL AUTO. CLUB CIRCUITO GUADALUPE	PORSCHE 968 CS	CLAS-LEG	1	11	22:34.942	1 Vta	13.417	112.5	7	1:52.893	122.7
7	52	Rosendo De Augusto Ibañes	CD QUINTANO SPORT	BMW E36	7	3	11	22:48.541	1 Vta	13.599	111.4	6	1:52.579	123.1
8	10	Eloy Íñigo Varas	ESCUDEÍA CENTRO	SEAT LEON COPA MK1	5	1	11	22:54.970	1 Vta	6.429	110.8	4	1:53.817	121.7
9	54	Iván Hernández González	ESC. LA CORUÑA	RENAULT CLIO V	5	2	11	23:08.937	1 Vta	13.967	109.7	3	1:55.035	120.4
10	48	Juan Carlos Zorrilla Hierro	AECD	PORSCHE 968 CLUB SPORT	CLAS-LEG	2	11	23:20.195	1 Vta	11.258	108.8	8	1:55.802	119.6
11	25	Héctor Peiro Carrasco	CERRO NEGRO	HONDA CIVIC	3	1	11	23:28.501	1 Vta	8.306	108.2	5	1:56.471	118.9
12	51	Luis Barroso Catalina	EFICAR TEAM	HONDA CIVIC 1.6	3	2	11	23:31.621	1 Vta	3.120	108.0	4	1:57.728	117.7
13	7	Jaime Cela Talavera	RASANTE SPORT	CITROEN SAXO 16V	3	3	11	24:00.526	1 Vta	28.905	105.8	3	2:00.128	115.3
14	19	Jesus S. Escolar Alvarez	EFICAR TEAM	BMW 325	END1-2	1	11	24:01.352	1 Vta	0.826	105.7	3	2:00.421	115.0
15	4	Emilio J. López González	CERRO NEGRO	HYUNDAI GETZ	3	4	10	22:18.651	2 Vtas	1 Vta	103.5	8	2:01.990	113.6
16	24	Ángel J. Sobrino De Toro	CERRO NEGRO	FIAT PUNTO JTD	3	5	10	22:36.325	2 Vtas	17.674	102.1	8	2:04.154	111.6
17	46	Claudia Sánchez Díaz	PARADINAS MOTORSPORT	BMW E36	END1-2	2	10	22:56.788	2 Vtas	20.463	100.6	4	2:04.528	111.3
18	15	Julián Alonso Sebastián	ULTIMA VUELTA	CITROEN SAXO	2	1	10	23:02.100	2 Vtas	5.312	100.2	3	2:06.880	109.2
19	20	Martinez Pérez - Martinez Pérez	TIERRAS DE CASTILLA	CITROEN SAXO	2	2	10	23:07.667	2 Vtas	5.567	99.8	3	2:07.524	108.6
20	21	Jorge Martínez Garcia	TIERRAS DE CASTILLA	CITROEN SAXO	2	3	10	23:11.028	2 Vtas	3.361	99.6	7	2:07.312	108.8
21	17	Victor Garrido González	JARAMA SPORT	SUZUKI SWIFT CUP	2	4	10	23:13.435	2 Vtas	2.407	99.4	7	2:07.493	108.7
22	37	Aparicio Monedero - Braco Garrigos	HISPANO ALEMÁN RACING TEAM	OPEL CALIBRA	END1-2	3	10	23:27.487	2 Vtas	14.052	98.4	6	2:08.970	107.4

No clasificados: (Requerimiento: 75% del numero de vueltas del lider = 9 Vueltas)

27	Daniel García Balboa	RGB RACING TEAM	PORSCHE 991 - 2 GT3 CUP	9		11	20:16.871	1 Vta	-1 Vtas	125.2	11	1:38.204	141.1
53	Diego Blanco Torrecilla	CLUB JARAMA SPORT	PORSCHE 928	7		8	17:56.927	4 Vtas	3 Vtas	102.9	6	1:56.056	119.4
5	Plazio - Plazio	ULTIMA VUELTA	LIGIER JS2R	9		4	8:52.503	8 Vtas	4 Vtas	104.1	4	1:45.813	130.9
9	Mario Torregrosa Rincón	ULTIMA VUELTA	SUZUKI SWIFT	2		3	8:10.536	9 Vtas	1 Vta	84.7	3	2:07.379	108.8
3	Samuel Pineda Sánchez	ESC. LA CORUÑA	LIGIER JS2R	9		3	23:56.490	9 Vtas	15:45.954	28.9	3	2:00.448	115.0
47	Enric Roig Roldan	BAIX EMPORDA	HONDA CIVIC	9		2	5:14.947	10 Vtas	1 Vta	88.0	2	1:43.007	134.5
22	Jose Ayala Oliver	CERRO NEGRO	FIAT PUNTO HGT 1.8	3		1	3:53.567	11 Vtas	1 Vta	59.3	1	3:53.567	59.3
12	José L. Crespillo Calderón	ESCUDEÍA CENTRO	PEUGEOT 207 THP	3									
14	Pablo Choclan Mendez	EFICAR TEAM	SEAT LEON MK1	5									

Vta. rápida de Gian Maria Traversone en 1:37.948 a 141.5 Km/h en la vuelta 9

*** PENALIZACIONES**

Penalizado en nº 29 con 25 seg por art 14.2 CCTCEVC

Publicada a las:.....

Temp. Pista: **50.1 °C** Temp. Aire: **25.1 °C** Humedad: **31 %** Estado Pista: **SECA**

Comisarios Deportivos:

José María SOLIS

Manuel VIDAL

José F. VÉLEZ

CD-1272-ESP/M

CD-0559-ESP/M

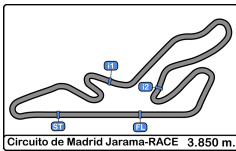
CD-0725-ESP/M

Cronometrador:

María-Jesús GAMAZO

JOB-0499-ESP/M





Circuito de Madrid Jarama - RACE
Campeonato RACE Turismos
2ª Carrera
Resultados Provisionales



Cls	Nº	Piloto	Concursante	Vehiculo	Cat	Cl	N.V.	Tiempo	Dif 1º	Dif Ant.	Km/h	V.R.	Tiempo	Km/h
1	29	Gian Maria Traversone	RGB RACING TEAM	PORSCHE 911 GT3 992	9	1	12	20:25.557			135.7	2	1:38.945	140.0
2	26	Samuel Gómez Gómez	RX PRO RACING	HYUNDAI I30 CR	8	1	12	21:13.209	47.652	47.652	130.6	5	1:44.391	132.7
3	3	Samuel Pineda Sánchez	ESC. LA CORUÑA	LIGIER JS2R	9	2	12	21:13.477	47.920	0.268	130.6	4	1:44.305	132.8
4	49	Luis Lopez Anos	REAL AUTO. CLUB CIRCUITO GUADALUPE	PORSCHE 968 CS	CLAS-LEG	1	12	21:14.770	49.213	1.293	130.4	5	1:44.373	132.7
5	50	Juan Carlos Esteban Garcia	AD DESGUACES LA TORRE	PEUGEOT 308 RACING CUP	7	1	12	21:16.364	50.807	1.594	130.3	10	1:44.402	132.7
6	8	Sergi Morera Hernandez	RASANTE SPORT	PEUGEOT 308 RACING CUP	7	2	12	21:22.696	57.139	6.332	129.6	10	1:45.081	131.8
7	33	J. Francisco Gastañaga Martínez	RX PRO RACING	CUPRA TCR-SEC	8	2	12	21:23.712	58.155	1.016	129.5	10	1:44.673	132.4
8	10	Eloy Íñigo Varas	ESCUDERÍA CENTRO	SEAT LEON COPA MK1	5	1	11	21:14.902	1 Vta	1 Vta	119.5	5	1:51.715	124.0
9	48	Juan Carlos Zorrilla Hierro	AECD	PORSCHE 968 CLUB SPORT	CLAS-LEG	2	11	21:25.348	1 Vta	10.446	118.6	8	1:53.558	122.0
10	25	Héctor Peiro Carrasco	CERRO NEGRO	HONDA CIVIC	3	1	11	22:09.350	1 Vta	44.002	114.6	3	1:56.262	119.2
11	7	Jaime Cela Talavera	RASANTE SPORT	CITROEN SAXO 16V	3	2	11	22:11.449	1 Vta	2.099	114.5	11	1:57.544	117.9
12	19	Jesus S. Escobar Alvarez	EFICAR TEAM	BMW 325	END1-2	1	10	20:30.344	2 Vtas	1 Vta	112.6	2	2:00.559	114.9
13	46	Claudia Sánchez Díaz	PARADINAS MOTORSPORT	BMW E36	END1-2	2	10	20:53.334	2 Vtas	22.990	110.5	2	2:02.315	113.3
14	4	Emilio J. López González	CERRO NEGRO	HYUNDAI GETZ	3	3	10	20:53.427	2 Vtas	0.093	110.5	4	2:00.831	114.7
15	24	Ángel J. Sobrino De Toro	CERRO NEGRO	FIAT PUNTO JTD	3	4	10	21:16.627	2 Vtas	23.200	108.5	3	2:03.757	111.9
16	20	Martínez Pérez - Martínez Pérez	TIERRAS DE CASTILLA	CITROEN SAXO	2	1	10	21:23.005	2 Vtas	6.378	108.0	6	2:06.316	109.7
17	22	Jose Ayala Oliver	CERRO NEGRO	FIAT PUNTO HGT 1.8	3	5	10	21:23.167	2 Vtas	0.162	108.0	8	2:03.938	111.8
18	15	Julián Alonso Sebastián	ULTIMA VUELTA	CITROEN SAXO	2	2	10	21:25.547	2 Vtas	2.380	107.8	7	2:07.015	109.1
19	17	Victor Garrido González	JARAMA SPORT	SUZUKI SWIFT CUP	2	3	10	21:40.618	2 Vtas	15.071	106.5	8	2:07.661	108.5
20	21	Jorge Martínez Garcia	TIERRAS DE CASTILLA	CITROEN SAXO	2	4	10	21:41.429	2 Vtas	0.811	106.4	8	2:07.851	108.4
21	37	Aparicio Monedero - Braço Garrigos	HISPANO ALEMÁN RACING TEAM	OPEL CALIBRA	END1-2	3	10	21:43.469	2 Vtas	2.040	106.3	10	2:07.741	108.5
22	53	Diego Blanco Torrecilla	CLUB JARAMA SPORT	PORSCHE 928	7	3	10	22:30.467	2 Vtas	46.998	102.6	2	1:54.996	120.5
23	14	Pablo Choclan Mendez	EFICAR TEAM	SEAT LEON MK1	5	2	9	21:01.533	3 Vtas	1 Vta	98.8	3	2:02.980	112.7

No clasificados: (Requerimiento: 75% del numero de vueltas del lider = 9 Vueltas)

54	Iván Hernández González	ESC. LA CORUÑA	RENAULT CLIO V	5		7	14:26.900	5 Vtas	2 Vtas	111.9	4	1:52.318	123.3
51	Luis Barroso Catalina	EFICAR TEAM	HONDA CIVIC 1.6	3		5	11:11.867	7 Vtas	2 Vtas	103.1	2	1:58.152	117.3
52	Rosendo De Augusto Ibañes	CD QUINTANO SPORT	BMW E36	7		2	3:53.970	10 Vtas	3 Vtas	118.4	2	1:52.932	122.7

Vta. rápida de Gian Maria Traversone en 1:38.945 a 140.0 Km/h en la vuelta 2

Publicada a las:.....

Temp. Pista: **39.0 °C** Temp. Aire: **25.7 °C** Humedad: **28 %** Estado Pista: **SECA**

Director de Carrera:

Fco. Javier SOLER

DC-0502-ESP/M

Cronometrador:

María-Jesús GAMAZO

JOB-0499-ESP/M





Circuito de Madrid Jarama - RACE
Campeonato RACE Turismos
2ª Carrera
Resultados Provisionales por Categoría



Campeonato RACE Clase 2

Cls	Nº	Piloto	Concursante	Vehiculo	Cat	Cl	N.V.	Tiempo	Dif 1º	Dif Ant.	Km/h	V.R.	Tiempo	Km/h
1	20	Martinez Pérez - Martinez Pérez	TIERRAS DE CASTILLA	CITROEN SAXO	2	1	10	21:23.005			108.0	6	2:06.316	109.7
2	15	Julián Alonso Sebastián	ULTIMA VUELTA	CITROEN SAXO	2	2	10	21:25.547	2.542	2.542	107.8	7	2:07.015	109.1
3	17	Victor Garrido González	JARAMA SPORT	SUZUKI SWIFT CUP	2	3	10	21:40.618	17.613	15.071	106.5	8	2:07.661	108.5
4	21	Jorge Martínez García	TIERRAS DE CASTILLA	CITROEN SAXO	2	4	10	21:41.429	18.424	0.811	106.4	8	2:07.851	108.4

Campeonato RACE Clase 3

Cls	Nº	Piloto	Concursante	Vehiculo	Cat	Cl	N.V.	Tiempo	Dif 1º	Dif Ant.	Km/h	V.R.	Tiempo	Km/h
1	25	Héctor Peiro Carrasco	CERRO NEGRO	HONDA CIVIC	3	1	11	22:09.350			114.6	3	1:56.262	119.2
2	7	Jaime Cela Talavera	RASANTE SPORT	CITROEN SAXO 16V	3	2	11	22:11.449	2.099	2.099	114.5	11	1:57.544	117.9
3	4	Emilio J. López González	CERRO NEGRO	HYUNDAI GETZ	3	3	10	20:53.427	1 Vta	1 Vta	110.5	4	2:00.831	114.7
4	24	Ángel J. Sobrino De Toro	CERRO NEGRO	FIAT PUNTO JTD	3	4	10	21:16.627	1 Vta	23.200	108.5	3	2:03.757	111.9
5	22	Jose Ayala Oliver	CERRO NEGRO	FIAT PUNTO HGT 1.8	3	5	10	21:23.167	1 Vta	6.540	108.0	8	2:03.938	111.8

No clasificados: (Requerimiento: 75% del numero de vueltas del lider = 9 Vueltas)

51	Luis Barroso Catalina	EFICAR TEAM	HONDA CIVIC 1.6	3	5	11:11.867	6 Vtas	5 Vtas	103.1	2	1:58.152	117.3
----	-----------------------	-------------	-----------------	---	---	-----------	--------	--------	-------	---	----------	-------

Campeonato RACE Clase 5

Cls	Nº	Piloto	Concursante	Vehiculo	Cat	Cl	N.V.	Tiempo	Dif 1º	Dif Ant.	Km/h	V.R.	Tiempo	Km/h
1	10	Eloy Íñigo Varas	ESCUDEÍA CENTRO	SEAT LEON COPA MK1	5	1	11	21:14.902			119.5	5	1:51.715	124.0
2	14	Pablo Choclan Mendez	EFICAR TEAM	SEAT LEON MK1	5	2	9	21:01.533	2 Vtas	2 Vtas	98.8	3	2:02.980	112.7

No clasificados: (Requerimiento: 75% del numero de vueltas del lider = 9 Vueltas)

54	Iván Hernández González	ESC. LA CORUÑA	RENAULT CLIO V	5	7	14:26.900	4 Vtas	2 Vtas	111.9	4	1:52.318	123.3
----	-------------------------	----------------	----------------	---	---	-----------	--------	--------	-------	---	----------	-------

Campeonato RACE Clase 7

Cls	Nº	Piloto	Concursante	Vehiculo	Cat	Cl	N.V.	Tiempo	Dif 1º	Dif Ant.	Km/h	V.R.	Tiempo	Km/h
1	50	Juan Carlos Esteban García	AD DESGUACES LA TORRE	PEUGEOT 308 RACING CUP	7	1	12	21:16.364			130.3	10	1:44.402	132.7
2	8	Sergi Morera Hernandez	RASANTE SPORT	PEUGEOT 308 RACING CUP	7	2	12	21:22.696	6.332	6.332	129.6	10	1:45.081	131.8
3	53	Diego Blanco Torrecilla	CLUB JARAMA SPORT	PORSCHE 928	7	3	10	22:30.467	2 Vtas	2 Vtas	102.6	2	1:54.996	120.5

No clasificados: (Requerimiento: 75% del numero de vueltas del lider = 9 Vueltas)

52	Rosendo De Augusto Ibañes	CD QUINTANO SPORT	BMW E36	7	2	3:53.970	10 Vtas	8 Vtas	118.4	2	1:52.932	122.7
----	---------------------------	-------------------	---------	---	---	----------	---------	--------	-------	---	----------	-------

Campeonato RACE Clase 8

Cls	Nº	Piloto	Concursante	Vehiculo	Cat	Cl	N.V.	Tiempo	Dif 1º	Dif Ant.	Km/h	V.R.	Tiempo	Km/h
1	26	Samuel Gómez Gómez	RX PRO RACING	HYUNDAI I30 CR	8	1	12	21:13.209			130.6	5	1:44.391	132.7
2	33	J. Francisco Gastafaga Martínez	RX PRO RACING	CUPRA TCR-SEC	8	2	12	21:23.712	10.503	10.503	129.5	10	1:44.673	132.4

Campeonato RACE Clase 9

Cls	Nº	Piloto	Concursante	Vehiculo	Cat	Cl	N.V.	Tiempo	Dif 1º	Dif Ant.	Km/h	V.R.	Tiempo	Km/h
1	29	Gian Maria Traversone	RGB RACING TEAM	PORSCHE 911 GT3 992	9	1	12	20:25.557			135.7	2	1:38.945	140.0
2	3	Samuel Pineda Sánchez	ESC. LA CORUÑA	LIGIER JS2R	9	2	12	21:13.477	47.920	47.920	130.6	4	1:44.305	132.8

END1-2

Cls	Nº	Piloto	Concursante	Vehiculo	Cat	Cl	N.V.	Tiempo	Dif 1º	Dif Ant.	Km/h	V.R.	Tiempo	Km/h
1	19	Jesus S. Escolar Alvarez	EFICAR TEAM	BMW 325	END1-2	1	10	20:30.344			112.6	2	2:00.559	114.9
2	46	Claudia Sánchez Díaz	PARADINAS MOTORSPORT	BMW E36	END1-2	2	10	20:53.334	22.990	22.990	110.5	2	2:02.315	113.3
3	37	Aparicio Monedero - Braco Garrigos	HISPANO ALEMÁN RACING TEAM	OPEL CALIBRA	END1-2	3	10	21:43.469	1:13.125	50.135	106.3	10	2:07.741	108.5

CLAS-LEG

Cls	Nº	Piloto	Concursante	Vehiculo	Cat	Cl	N.V.	Tiempo	Dif 1º	Dif Ant.	Km/h	V.R.	Tiempo	Km/h
1	49	Luis Lopez Anos	REAL AUTO. CLUB CIRCUITO GUADALUPE	PORSCHE 968 CS	CLAS-LEG	1	12	21:14.770			130.4	5	1:44.373	132.7
2	48	Juan Carlos Zorrilla Hierro	AECD	PORSCHE 968 CLUB SPORT	CLAS-LEG	2	11	21:25.348	1 Vta	1 Vta	118.6	8	1:53.558	122.0

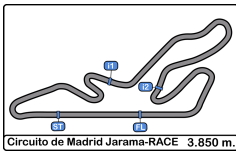
Vta. rápida de Gian Maria Traversone en 1:38.945 a 140.0 Km/h en la vuelta 2

Publicada a las:.....

Temp. Pista: **39.0 °C** Temp. Aire: **25.7 °C** Humedad: **28 %** Estado Pista: **SECA**

<p>Director de Carrera: Fco. Javier SOLER DC-0502-ESP/M</p>	<p>Cronometrador:  María Jesús GAMAZO JOB-0499-ESP/M</p>
--	---





Circuito de Madrid Jarama - RACE

Campeonato RACE Turismos

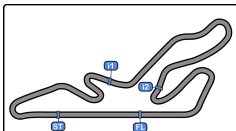
2ª Carrera



Clasificación Provisional por Vuelta Rápida de Piloto

Clas	Nº	Piloto	Concursante	Vehiculo	Cat	Clas	N.V.	V.R.	Tiempo	Dif 1º	Dif Ant.	Km/h
1	29	Gian Maria Traversone	RGB RACING TEAM	PORSCHE 911 GT3 992	9	1	12	2	1:38.945			140.0
2	3	Samuel Pineda Sánchez	ESC. LA CORUÑA	LIGIER JS2R	9	2	12	4	1:44.305	5.360	5.360	132.8
3	49	Luis Lopez Anos	REAL AUTO. CLUB CIRCUITO GUADALUPE	PORSCHE 968 CS	CLAS-1.0	1	12	5	1:44.373	5.428	0.068	132.7
4	26	Samuel Gómez Gómez	RX PRO RACING	HYUNDAI I30 CR	8	1	12	5	1:44.391	5.446	0.018	132.7
5	50	Juan Carlos Esteban Garcia	AD DESGUACES LA TORRE	PEUGEOT 308 RACING CUP	7	1	12	10	1:44.402	5.457	0.011	132.7
6	33	J. Francisco Gastafaga Martinez	RX PRO RACING	CUPRA TCR-SEC	8	2	12	10	1:44.673	5.728	0.271	132.4
7	8	Sergi Morera Hernandez	RASANTE SPORT	PEUGEOT 308 RACING CUP	7	2	12	10	1:45.081	6.136	0.408	131.8
8	10	Eloy Íñigo Varas	ESCUDERÍA CENTRO	SEAT LEON COPA MK1	5	1	11	5	1:51.715	12.770	6.634	124.0
9	54	Iván Hernández González	ESC. LA CORUÑA	RENAULT CLIO V	5	2	7	4	1:52.318	13.373	0.603	123.3
10	52	Rosendo De Augusto Ibañes	CD QUINTANO SPORT	BMW E36	7	3	2	2	1:52.932	13.987	0.614	122.7
11	48	Juan Carlos Zorrilla Hierro	AECD	PORSCHE 968 CLUB SPORT	CLAS-1.0	2	11	8	1:53.558	14.613	0.626	122.0
12	53	Diego Blanco Torrecilla	CLUB JARAMA SPORT	PORSCHE 928	7	4	10	2	1:54.996	16.051	1.438	120.5
13	25	Héctor Peiro Cairasco	CERRO NEGRO	HONDA CIVIC	3	1	11	3	1:56.262	17.317	1.266	119.2
14	7	Jaime Cela Talavera	RASANTE SPORT	CITROEN SAXO 16V	3	2	11	11	1:57.544	18.599	1.282	117.9
15	51	Luis Barroso Catalina	EFICAR TEAM	HONDA CIVIC 1.6	3	3	5	2	1:58.152	19.207	0.608	117.3
16	19	Jesus S. Escolar Alvarez	EFICAR TEAM	BMW 325	END1-2	1	10	2	2:00.559	21.614	2.407	114.9
17	4	Emilio J. López González	CERRO NEGRO	HYUNDAI GETZ	3	4	10	4	2:00.831	21.886	0.272	114.7
18	46	Claudia Sánchez Díaz	PARADINAS MOTORSPORT	BMW E36	END1-2	2	10	2	2:02.315	23.370	1.484	113.3
19	14	Pablo Choclan Mendez	EFICAR TEAM	SEAT LEON MK1	5	3	9	3	2:02.980	24.035	0.665	112.7
20	24	Ángel J. Sobrino De Toro	CERRO NEGRO	FIAT PUNTO JTD	3	5	10	3	2:03.757	24.812	0.777	111.9
21	22	Jose Ayala Oliver	CERRO NEGRO	FIAT PUNTO HGT 1.8	3	6	10	8	2:03.938	24.993	0.181	111.8
22	20	Martinez Pérez - Martinez Pérez	TIERRAS DE CASTILLA	CITROEN SAXO	2	1	10	6	2:06.316	27.371	2.378	109.7
23	15	Julián Alonso Sebastián	ULTIMA VUELTA	CITROEN SAXO	2	2	10	7	2:07.015	28.070	0.699	109.1
24	17	Victor Garrido González	JARAMA SPORT	SUZUKI SWIFT CUP	2	3	10	8	2:07.661	28.716	0.646	108.5
25	37	Aparicio Monedero - Braco Garrigos	HISPANO ALEMÁN RACING TEAM	OPEL CALIBRA	END1-2	3	10	10	2:07.741	28.796	0.080	108.5
26	21	Jorge Martínez Garcia	TIERRAS DE CASTILLA	CITROEN SAXO	2	4	10	8	2:07.851	28.906	0.110	108.4





Circuito de Madrid Jarama - RACE

Campeonato RACE Turismos

2ª Carrera

Distancia y Velocidad Media

Circuito de Madrid Jarama-RACE 3.850 m.



Clas	Nº	Piloto	Concursante	Vehiculo	Cat	Clas	N.V.	Distancia	Tiempo Total	Km/h
1	29	Gian Maria Traversone	RGB RACING TEAM	PORSCHE 911 GT3 992	9	1	12	46.20	20:25.557	135.7
2	26	Samuel Gómez Gómez	RX PRO RACING	HYUNDAI I30 CR	8	1	12	46.20	21:13.209	130.6
3	3	Samuel Pineda Sánchez	ESC. LA CORUÑA	LIGIER JS2R	9	2	12	46.20	21:13.477	130.6
4	49	Luis Lopez Anos	REAL AUTO. CLUB CIRCUITO GUADALUPE	PORSCHE 968 CS	CLAS-1.5C	1	12	46.20	21:14.770	130.4
5	50	Juan Carlos Esteban García	AD DESGUACES LA TORRE	PEUGEOT 308 RACING CUP	7	1	12	46.20	21:16.364	130.3
6	8	Sergi Morera Hernandez	RASANTE SPORT	PEUGEOT 308 RACING CUP	7	2	12	46.20	21:22.696	129.6
7	33	J. Francisco Gasparaga Martínez	RX PRO RACING	CUPRA TCR-SEC	8	2	12	46.20	21:23.712	129.5
8	10	Eloy Íñigo Varas	ESCUDERIA CENTRO	SEAT LEON COPA MK1	5	1	11	42.35	21:14.902	119.5
9	48	Juan Carlos Zorrilla Hierro	AECD	PORSCHE 968 CLUB SPORT	CLAS-1.5C	2	11	42.35	21:25.348	118.6
10	25	Héctor Peiro Carrasco	CERRO NEGRO	HONDA CIVIC	3	1	11	42.35	22:09.350	114.6
11	7	Jaime Cela Talavera	RASANTE SPORT	CITROEN SAXO 16V	3	2	11	42.35	22:11.449	114.5
12	19	Jesus S. Escolar Alvarez	EFICAR TEAM	BMW 325	END1-2	1	10	38.50	20:30.344	112.6
13	46	Claudia Sánchez Díaz	PARADINAS MOTORSPORT	BMW E36	END1-2	2	10	38.50	20:53.334	110.5
14	4	Emilio J. López González	CERRO NEGRO	HYUNDAI GETZ	3	3	10	38.50	20:53.427	110.5
15	24	Ángel J. Sobrino De Toro	CERRO NEGRO	FIAT PUNTO JTD	3	4	10	38.50	21:16.627	108.5
16	20	Martínez Pérez - Martínez Pérez	TIERRAS DE CASTILLA	CITROEN SAXO	2	1	10	38.50	21:23.005	108.0
17	22	Jose Ayala Oliver	CERRO NEGRO	FIAT PUNTO HGT 1.8	3	5	10	38.50	21:23.167	108.0
18	15	Julián Alonso Sebastián	ULTIMA VUELTA	CITROEN SAXO	2	2	10	38.50	21:25.547	107.8
19	17	Victor Garrido González	JARAMA SPORT	SUZUKI SWIFT CUP	2	3	10	38.50	21:40.618	106.5
20	21	Jorge Martínez García	TIERRAS DE CASTILLA	CITROEN SAXO	2	4	10	38.50	21:41.429	106.4
21	37	Aparicio Monedero - Braco Garrigos	HISPANO ALEMÁN RACING TEAM	OPEL CALIBRA	END1-2	3	10	38.50	21:43.469	106.3
22	53	Diego Blanco Torrecilla	CLUB JARAMA SPORT	PORSCHE 928	7	3	10	38.50	22:30.467	102.6
23	14	Pablo Choclan Mendez	EFICAR TEAM	SEAT LEON MK1	5	2	9	34.65	21:01.533	98.8
No clasificados: (Requerimiento: 75% del numero de vueltas del lider = 9 Vueltas)										
54		Iván Hernández González	ESC. LA CORUÑA	RENAULT CLIO V	5	3	7	26.95	14:26.900	111.9
51		Luis Barroso Catalina	EFICAR TEAM	HONDA CIVIC 1.6	3	6	5	19.25	11:11.867	103.1
52		Rosendo De Augusto Ibañes	CD QUINTANO SPORT	BMW E36	7	4	2	07.70	3:53.970	118.4





Circuito de Madrid Jarama - RACE
Campeonato RACE Turismos
2ª Carrera
Tiempos Por Vuelta



3 Samuel Pineda Sánchez **LIGIER JS2R** **8** Sergi Morera Hernandez **PEUGEOT 308 RACING CUP**
 9 ESC. LA CORUÑA 7 RASANTE SPORT

Vta. D	Tiempo	Sector 1	Sector 2	Sector 3	V. Max.	Elapsed	Vta. D	Tiempo	Sector 1	Sector 2	Sector 3	V. Max.	Elapsed
1	1:50.657	45.238	35.716	29.703	197.4	1:50.657	1	1:54.702	48.548	35.950	30.204	185.8	1:54.702
2	1:46.305	40.964	35.618	29.723	206.1	3:36.962	2	1:45.850	41.197	34.997	29.656	218.6	3:40.552
3	1:45.392	41.374	34.716	29.302	207.6	5:22.354	3	1:45.381	40.722	34.988	29.671	221.3	5:25.933
4	1:44.305	39.638	35.302	29.365	219.5	7:06.659	4	1:45.518	40.486	35.210	29.822	221.3	7:11.451
5	1:44.318	40.070	34.838	29.410	212.5	8:50.977	5	1:45.401	40.655	35.017	29.729	219.9	8:56.852
6	1:46.544	41.537	35.689	29.318	189.8	10:37.521	6	1:48.964	40.898	37.576	30.490	221.7	10:45.816
7	1:45.967	40.363	36.322	29.282	213.4	12:23.488	7	1:46.743	40.949	35.387	30.407	218.6	12:32.559
8	1:45.387	40.542	35.345	29.500	209.3	14:08.875	8	1:45.364	40.851	35.011	29.502	224.0	14:17.923
9	1:46.211	40.175	36.482	29.554	206.8	15:55.086	9	1:46.305	40.985	35.070	30.250	224.5	16:04.228
10	1:45.188	40.310	34.507	30.371	220.8	17:40.274	10	1:45.081	40.656	34.680	29.745	225.4	17:49.309
11	1:47.337	40.310	36.389	30.638	207.6	19:27.611	11	1:45.932	40.701	34.793	30.438	225.9	19:35.241
12	1:45.866	40.111	35.940	29.815	218.6	21:13.477	12	1:47.455	41.799	35.274	30.382	187.5	21:22.696

4 Emilio J. López González **HYUNDAI GETZ** **10** Eloy Íñigo Varas **SEAT LEON COPA MK1**
 3 CERRO NEGRO 5 ESCUDERÍA CENTRO

Vta. D	Tiempo	Sector 1	Sector 2	Sector 3	V. Max.	Elapsed	Vta. D	Tiempo	Sector 1	Sector 2	Sector 3	V. Max.	Elapsed
1	2:09.496	54.749	40.902	33.845	160.2	2:09.496	1	1:57.969	49.086	37.276	31.607	182.4	1:57.969
2	2:00.912	45.948	40.843	34.121	181.2	4:10.408	2	1:52.901	43.311	37.847	31.743	199.6	3:50.870
3	2:01.682	46.360	41.502	33.820	183.6	6:12.090	3	1:52.528	43.564	37.381	31.583	195.2	5:43.398
4	2:00.831	45.970	40.555	34.306	182.1	8:12.921	4	1:52.841	43.316	37.830	31.695	198.8	7:36.239
5	2:02.160	46.262	41.879	34.019	184.3	10:15.081	5	1:51.715	43.293	37.230	31.192	196.3	9:27.954
6	2:07.681	49.945	42.471	35.265	187.1	12:22.762	6	1:52.235	43.282	37.553	31.400	192.8	11:20.189
7	2:09.068	48.431	44.561	36.076	169.2	14:31.830	7	1:51.908	43.151	37.252	31.505	201.4	13:12.097
8	2:08.274	49.144	42.831	36.299	158.5	16:40.104	8	1:52.423	43.416	37.625	31.382	192.1	15:04.520
9	2:07.709	49.090	43.594	35.025	156.7	18:47.813	9	1:53.578	43.142	37.954	32.482	205.7	16:58.098
10	2:05.614	47.887	42.320	35.407	172.5	20:53.427	10	2:02.349	46.460	40.416	35.473	184.9	19:00.447
11							11	2:14.455	49.708	46.225	38.522	173.3	21:14.902

7 Jaime Cela Talavera **CITROEN SAXO 16V** **14** Pablo Choclan Mendez **SEAT LEON MK1**
 3 RASANTE SPORT 5 EFICAR TEAM

Vta. D	Tiempo	Sector 1	Sector 2	Sector 3	V. Max.	Elapsed	Vta. D	Tiempo	Sector 1	Sector 2	Sector 3	V. Max.	Elapsed
1	2:12.464	55.926	42.326	34.212	157.6	2:12.464	1	2:11.552	56.759	40.806	33.987	157.2	2:11.552
2	1:59.915	45.450	40.575	33.890	190.8	4:12.379	2	2:04.572	48.900	42.119	33.553	164.6	4:16.124
3	2:01.197	45.503	41.380	34.314	189.4	6:13.576	3	2:02.980	47.119	41.980	33.881	159.7	6:19.104
4	2:00.362	45.789	40.995	33.578	191.8	8:13.938	4	2:11.857	47.775	42.011	42.071	155.1	8:30.961
5	2:00.413	45.392	41.174	33.847	191.8	10:14.351	5	2:32.442	57.515	54.189	40.738	125.8	11:03.403
6	1:59.998	45.931	40.822	33.245	188.8	12:14.349	6	2:29.437	55.386	53.385	40.666	129.3	13:32.840
7	1:59.121	44.974	41.046	33.101	196.7	14:13.470	7	2:29.616	55.774	51.755	42.087	127.3	16:02.456
8	2:01.691	47.629	40.653	33.409	196.3	16:15.161	8	2:29.432	56.632	51.722	41.078	132.5	18:31.888
9	2:00.350	45.225	41.605	33.520	187.1	18:15.511	9	2:29.645	55.143	54.069	40.433	136.7	21:01.533
10	1:58.394	45.282	40.113	32.999	193.8	20:13.905							
11	1:57.544	44.723	39.962	32.859	197.8	22:11.449							

15 Julián Alonso Sebastián **CITROEN SAXO**
 2 ULTIMA VUELTA

Vta. D	Tiempo	Sector 1	Sector 2	Sector 3	V. Max.	Elapsed
1	2:16.837	57.928	43.155	35.754	160.7	2:16.837
2	2:07.569	48.830	42.830	35.909	177.0	4:24.406
3	2:08.839	49.213	43.757	35.869	173.3	6:33.245
4	2:07.768	48.505	43.523	35.740	173.3	8:41.013
5	2:07.902	48.659	43.320	35.923	173.6	10:48.915
6	2:07.060	48.443	42.804	35.813	174.4	12:55.975
7	2:07.015	48.525	42.902	35.588	171.9	15:02.990
8	2:07.576	48.826	42.917	35.833	172.8	17:10.566
9	2:07.513	48.702	43.123	35.688	173.0	19:18.079
10	2:07.468	48.442	43.052	35.974	175.3	21:25.547





Circuito de Madrid Jarama - RACE
Campeonato RACE Turismos
2ª Carrera
Tiempos Por Vuelta



17 Víctor Garrido González SUZUKI SWIFT CUP **22** Jose Ayala Oliver FIAT PUNTO HGT 1.8
 2 JARAMA SPORT 3 CERRO NEGRO

Vta. D	Tiempo	Sector 1	Sector 2	Sector 3	V. Max.	Elapsed	Vta. D	Tiempo	Sector 1	Sector 2	Sector 3	V. Max.	Elapsed
1	2:19.610	58.369	44.568	36.673	156.2	2:19.610	1	2:24.425	1:05.651	42.921	35.853	81.3	2:24.425
2	2:09.355	48.746	44.053	36.556	169.8	4:28.965	2	2:05.077	48.423	41.881	34.773	172.5	4:29.502
3	2:10.280	49.832	44.745	35.703	168.2	6:39.245	3	2:08.519	48.854	43.612	36.053	176.7	6:38.021
4	2:08.414	48.983	43.614	35.817	166.4	8:47.659	4	2:08.809	49.530	43.296	35.983	168.4	8:46.830
5	2:10.878	49.440	44.229	37.209	164.3	10:58.537	5	2:07.006	48.889	43.101	35.016	182.1	10:53.836
6	2:09.195	48.902	43.803	36.490	162.1	13:07.732	6	2:04.921	47.572	42.350	34.999	178.2	12:58.757
7	2:08.871	49.477	43.756	35.638	164.8	15:16.603	7	2:04.458	47.494	41.817	35.147	179.1	15:03.215
8	2:07.661	48.476	43.406	35.779	169.0	17:24.264	8	2:03.938	47.298	42.122	34.518	180.0	17:07.153
9	2:08.603	48.564	43.722	36.317	166.6	19:32.867	9	2:09.360	48.133	41.759	39.468	181.5	19:16.513
10	2:07.751	48.846	43.317	35.588	161.9	21:40.618	10	2:06.654	47.685	44.060	34.909	177.9	21:23.167

19 Jesus S. Escolar Alvarez BMW 325 **24** Ángel J. Sobrino De Toro FIAT PUNTO JTD
 END1-2 EFICAR TEAM 3 CERRO NEGRO

Vta. D	Tiempo	Sector 1	Sector 2	Sector 3	V. Max.	Elapsed	Vta. D	Tiempo	Sector 1	Sector 2	Sector 3	V. Max.	Elapsed
1	2:11.109	55.339	41.331	34.439	163.6	2:11.109	1	2:14.498	57.104	42.809	34.585	156.5	2:14.498
2	2:00.559	46.361	40.416	33.782	188.8	4:11.668	2	2:04.250	47.084	42.256	34.910	182.1	4:18.748
3	2:01.149	46.019	41.057	34.073	193.5	6:12.817	3	2:03.757	46.906	42.214	34.637	178.8	6:22.505
4	2:01.695	46.449	40.585	34.661	192.5	8:14.512	4	2:04.524	47.104	42.419	35.001	179.4	8:27.029
5	2:01.061	46.340	40.695	34.026	189.4	10:15.573	5	2:04.690	47.633	42.673	34.384	164.1	10:31.719
6	2:01.378	46.257	41.015	34.106	200.0	12:16.951	6	2:19.961	48.283	56.621	35.057	177.9	12:51.680
7	2:05.534	48.010	41.029	36.495	191.1	14:22.485	7	2:05.777	48.002	42.892	34.883	162.1	14:57.457
8	2:02.348	46.808	41.503	34.037	188.4	16:24.833	8	2:04.417	47.118	42.628	34.671	176.1	17:01.874
9	2:02.637	46.965	41.587	34.085	177.9	18:27.470	9	2:06.592	47.441	43.717	35.434	171.1	19:08.466
10	2:02.874	46.924	41.274	34.676	180.0	20:30.344	10	2:08.161	48.206	44.029	35.926	169.0	21:16.627

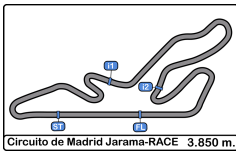
20 Martínez Pérez - Martínez Pérez CITROEN SAXO **25** Héctor Peiro Carrasco HONDA CIVIC
 2 TIERRAS DE CASTILLA 3 CERRO NEGRO

Vta. D	Tiempo	Sector 1	Sector 2	Sector 3	V. Max.	Elapsed	Vta. D	Tiempo	Sector 1	Sector 2	Sector 3	V. Max.	Elapsed
1 2	2:17.164	58.076	43.684	35.404	146.7	2:17.164	1	2:04.195	52.659	39.180	32.356	166.1	2:04.195
2 2	2:07.425	48.651	43.320	35.454	181.2	4:24.589	2	1:56.836	44.525	39.303	33.008	186.2	4:01.031
3 2	2:07.633	48.994	43.297	35.342	177.3	6:32.222	3	1:56.262	44.625	39.099	32.538	180.6	5:57.293
4 2	2:06.789	48.254	43.165	35.370	172.5	8:39.011	4	1:58.010	45.106	40.206	32.698	173.3	7:55.303
5 2	2:08.198	48.315	43.868	36.015	172.5	10:47.209	5	2:05.378	47.996	42.450	34.932	160.0	10:00.681
6 2	2:06.316	48.046	43.138	35.132	175.3	12:53.525	6	2:05.271	47.407	42.325	35.539	145.9	12:05.952
7 2	2:06.367	48.154	43.080	35.133	173.3	14:59.892	7	2:02.014	49.173	39.678	33.163	146.7	14:07.966
8 2	2:06.616	48.311	43.104	35.201	174.7	17:06.508	8	1:59.398	45.335	40.162	33.901	165.6	16:07.364
9 2	2:08.902	48.466	43.226	37.210	174.4	19:15.410	9	2:00.910	46.745	40.160	34.005	148.7	18:08.274
10 2	2:07.595	48.437	44.093	35.065	173.0	21:23.005	10	2:01.244	47.400	40.675	33.169	161.6	20:09.518
11	1:59.832	45.999	40.047	33.786	154.7	22:09.350							

21 Jorge Martínez García CITROEN SAXO **26** Samuel Gómez Gómez HYUNDAI I30 CR
 2 TIERRAS DE CASTILLA 8 RX PRO RACING

Vta. D	Tiempo	Sector 1	Sector 2	Sector 3	V. Max.	Elapsed	Vta. D	Tiempo	Sector 1	Sector 2	Sector 3	V. Max.	Elapsed
1	2:19.721	59.723	43.828	36.170	143.8	2:19.721	1	1:50.813	45.925	35.413	29.475	202.2	1:50.813
2	2:09.324	49.428	43.771	36.125	174.7	4:29.045	2	1:45.018	40.612	34.795	29.611	233.2	3:35.831
3	2:08.788	48.691	43.774	36.323	177.0	6:37.833	3	1:45.101	40.432	35.227	29.442	221.7	5:20.932
4	2:09.347	49.971	43.486	35.890	173.0	8:47.180	4	1:44.854	40.149	35.276	29.429	224.5	7:05.786
5	2:10.155	49.095	44.479	36.581	178.5	10:57.335	5	1:44.391	40.095	34.659	29.637	226.8	8:50.177
6	2:09.443	49.748	43.322	36.373	173.6	13:06.778	6	1:46.336	40.872	35.958	29.506	210.5	10:36.513
7	2:09.084	50.205	42.870	36.009	173.3	15:15.862	7	1:46.134	40.738	36.070	29.326	223.1	12:22.647
8	2:07.851	48.811	43.111	35.929	174.4	17:23.713	8	1:44.850	40.382	34.803	29.665	230.2	14:07.497
9	2:08.520	48.443	43.407	36.670	174.4	19:32.233	9	1:46.457	40.992	36.022	29.443	224.0	15:53.954
10	2:09.196	50.607	42.828	35.761	164.1	21:41.429	10	1:45.847	40.524	34.922	30.401	230.7	17:39.801
							11	1:47.192	40.706	36.191	30.295	230.2	19:26.993
							12	1:46.216	40.575	35.507	30.134	225.9	21:13.209





Circuito de Madrid Jarama - RACE
Campeonato RACE Turismos
2ª Carrera
Tiempos Por Vuelta



29 Gian Maria Traversone PORSCHE 911 GT3 992 **46** Claudia Sánchez Díaz BMW E36
 9 RGB RACING TEAM END1-2 PARADINAS MOTORSPORT

Vta.	D	Tiempo	Sector 1	Sector 2	Sector 3	V. Max.	Elapsed	Vta.	D	Tiempo	Sector 1	Sector 2	Sector 3	V. Max.	Elapsed
1		1:43.784	42.224	33.050	28.510	220.4	1:43.784	1		2:12.745	56.779	41.968	33.998	166.1	2:12.745
2		1:38.945	38.203	32.702	28.040	252.3	3:22.729	2		2:02.315	47.094	41.073	34.148	184.3	4:15.060
3		1:39.623	38.373	32.520	28.730	253.5	5:02.352	3		2:03.511	47.048	41.900	34.563	192.8	6:18.571
4		1:39.960	38.755	32.752	28.453	250.5	6:42.312	4		2:03.774	47.729	41.563	34.482	173.0	8:22.345
5		1:47.232	43.787	34.968	28.477	201.1	8:29.544	5		2:05.675	49.104	41.808	34.763	174.1	10:28.020
6		1:42.827	40.200	33.028	29.599	247.1	10:12.371	6		2:07.620	47.712	43.396	36.512	182.7	12:35.640
7		1:40.691	38.897	33.232	28.562	249.4	11:53.062	7		2:04.001	47.780	41.957	34.264	162.4	14:39.641
8		1:46.126	39.504	37.210	29.412	240.5	13:39.188	8		2:05.299	48.053	42.715	34.531	165.6	16:44.940
9		1:39.706	38.441	32.589	28.676	251.7	15:18.894	9		2:04.702	47.293	42.512	34.897	187.1	18:49.642
10		1:42.054	38.952	34.110	28.992	244.8	17:00.948	10		2:03.692	47.261	41.794	34.637	191.4	20:53.334
11		1:43.306	39.448	34.354	29.504	225.0	18:44.254								
12		1:41.303	39.127	33.358	28.818	249.4	20:25.557								

33 J. Francisco Gastañaga Martínez CUPRA TCR-SEC **48** Juan Carlos Zorrilla Hierro PORSCHE 968 CLUB SPORT
 8 RX PRO RACING CLAS-LEG AECD

Vta.	D	Tiempo	Sector 1	Sector 2	Sector 3	V. Max.	Elapsed	Vta.	D	Tiempo	Sector 1	Sector 2	Sector 3	V. Max.	Elapsed
1		1:53.017	47.149	36.136	29.732	181.8	1:53.017	1		2:09.618	55.163	40.915	33.540	163.8	2:09.618
2		1:45.841	40.629	35.716	29.496	216.4	3:38.858	2		1:56.163	44.449	39.420	32.294	187.5	4:05.781
3		1:45.477	40.623	35.289	29.565	213.8	5:24.335	3		1:55.946	44.000	38.811	33.135	191.4	6:01.727
4		1:45.696	40.461	35.761	29.474	202.6	7:10.031	4		1:55.193	44.260	39.004	31.929	190.4	7:56.920
5		1:45.101	40.556	35.317	29.228	214.7	8:55.132	5		1:54.940	44.193	38.281	32.466	187.5	9:51.860
6		1:48.598	41.222	37.439	29.937	214.2	10:43.730	6		1:56.194	44.337	39.187	32.670	190.8	11:48.054
7		1:49.812	40.434	39.522	29.856	211.7	12:33.542	7		1:54.227	43.448	39.055	31.724	196.3	13:42.281
8		1:45.491	40.456	35.608	29.427	214.2	14:19.033	8		1:53.558	43.743	38.060	31.755	198.1	15:35.839
9		1:46.180	41.157	35.036	29.987	211.7	16:05.213	9		1:54.003	43.581	38.476	31.946	193.8	17:29.842
10		1:44.673	40.614	35.021	29.038	198.5	17:49.886	10		1:59.740	45.886	40.347	33.507	207.6	19:29.582
11		1:45.439	40.631	35.128	29.680	209.7	19:35.325	11		1:55.766	44.195	39.237	32.334	197.8	21:25.348
12		1:48.387	42.070	35.961	30.356	194.9	21:23.712								

37 Aparicio Monedero - Braco Garrigos OPEL CALIBRA **49** Luis Lopez Anos PORSCHE 968 CS
 END1-2 HISPANO ALEMÁN RACING TEAM CLAS-LEG REAL AUTO. CLUB CIRCUITO GUADALUPE

Vta.	D	Tiempo	Sector 1	Sector 2	Sector 3	V. Max.	Elapsed	Vta.	D	Tiempo	Sector 1	Sector 2	Sector 3	V. Max.	Elapsed
1		2:18.881	59.243	43.101	36.537	161.9	2:18.881	1		1:51.394	46.416	35.325	29.653	194.5	1:51.394
2		2:09.404	49.459	43.391	36.554	182.1	4:28.285	2		1:45.811	40.820	35.365	29.626	213.8	3:37.205
3		2:08.958	49.254	43.376	36.328	178.2	6:37.243	3		1:44.615	40.871	34.424	29.320	212.1	5:21.820
4		2:09.141	50.012	42.590	36.539	178.5	8:46.384	4		1:44.459	39.930	35.019	29.510	221.3	7:06.279
5		2:11.352	49.564	44.130	37.658	178.5	10:57.736	5		1:44.373	40.173	34.718	29.482	214.2	8:50.652
6		2:09.258	49.308	42.802	37.148	179.1	13:06.994	6		1:46.562	41.207	35.955	29.400	201.4	10:37.214
7		2:10.722	49.792	44.717	36.213	177.0	15:17.716	7		1:46.069	40.497	36.101	29.471	208.4	12:23.283
8		2:08.867	49.488	42.757	36.622	179.4	17:26.583	8		1:45.175	40.510	35.230	29.435	214.2	14:08.458
9		2:09.145	48.890	43.836	36.419	178.5	19:35.728	9		1:46.343	40.313	36.441	29.589	222.2	15:54.801
10		2:07.741	48.630	42.713	36.398	180.3	21:43.469	10		1:45.604	40.810	35.245	29.549	219.5	17:40.405
11								11		1:48.017	41.232	35.945	30.840	208.8	19:28.422
12								12		1:46.348	40.990	35.473	29.885	209.3	21:14.770





Circuito de Madrid Jarama - RACE

Campeonato RACE Turismos

2ª Carrera

Tiempos Por Vuelta



50 Juan Carlos Esteban Garcia PEUGEOT 308 RACING CUP
7 AD DESGUACES LA TORRE

Vta. D	Tiempo	Sector 1	Sector 2	Sector 3	V. Max.	Elapsed
1	1:53.811	47.819	35.898	30.094	178.8	1:53.811
2	1:45.490	40.932	34.995	29.563	210.5	3:39.301
3	1:45.304	40.736	35.114	29.454	208.8	5:24.605
4	1:45.979	40.836	35.397	29.746	206.1	7:10.584
5	1:45.081	40.327	35.392	29.362	216.8	8:55.665
6	1:48.363	40.970	37.575	29.818	212.1	10:44.028
7	1:46.617	40.726	36.687	29.204	208.4	12:30.645
8	1:45.068	40.412	35.066	29.590	220.8	14:15.713
9	1:45.364	40.364	35.553	29.447	211.3	16:01.077
10	1:44.402	40.328	34.672	29.402	219.9	17:45.479
11	1:45.656	40.169	34.885	30.602	221.3	19:31.135
12	1:45.229	40.742	35.138	29.349	216.8	21:16.364

51 Luis Barroso Catalina HONDA CIVIC 1.6
3 EFICAR TEAM

Vta. D	Tiempo	Sector 1	Sector 2	Sector 3	V. Max.	Elapsed
1	2:05.174	53.323	39.093	32.758	162.6	2:05.174
2	1:58.152	45.820	39.316	33.016	184.3	4:03.326
3	1:58.342	45.069	39.561	33.712	190.1	6:01.668
4	2:15.008	48.126	48.567	38.315	173.3	8:16.676
5	2:55.191 P	1:01.248	55.513	58.430	118.9	11:11.867

52 Rosendo De Augusto Ibañes BMW E36
7 CD QUINTANO SPORT

Vta. D	Tiempo	Sector 1	Sector 2	Sector 3	V. Max.	Elapsed
1	2:01.038	51.209	38.174	31.655	167.7	2:01.038
2	1:52.932	43.785	37.778	31.369	200.7	3:53.970
3		43.798			185.2	

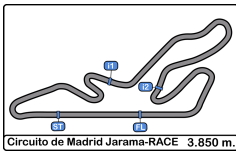
53 Diego Blanco Torrecilla PORSCHE 928
7 CLUB JARAMA SPORT

Vta. D	Tiempo	Sector 1	Sector 2	Sector 3	V. Max.	Elapsed
1	2:02.591	52.497	38.264	31.830	170.8	2:02.591
2	1:54.996	43.773	38.752	32.471	199.2	3:57.587
3	1:57.792	45.120	40.123	32.549	184.6	5:55.379
4	1:57.773	45.130	39.671	32.972	182.4	7:53.152
5	1:58.226	44.790	40.266	33.170	187.5	9:51.378
6	1:56.397	44.278	39.486	32.633	197.8	11:47.775
7	2:01.159	44.310	39.357	37.492	189.4	13:48.934
8	2:17.872	50.328	52.366	35.178	159.2	16:06.806
9	3:21.521	51.178	1:51.315	39.028	180.6	19:28.327
10	3:02.140 P	57.144	53.170	1:11.826	123.7	22:30.467

54 Iván Hernández González RENAULT CLIO V
5 ESC. LA CORUÑA

Vta. D	Tiempo	Sector 1	Sector 2	Sector 3	V. Max.	Elapsed
1	2:00.535	50.570	38.003	31.962	178.8	2:00.535
2	1:53.151	43.375	37.906	31.870	201.8	3:53.686
3	1:52.861	43.162	37.982	31.717	198.8	5:46.547
4	1:52.318	42.975	37.834	31.509	199.2	7:38.865
5	1:52.528	43.070	37.763	31.695	198.5	9:31.393
6	1:52.882	43.142	37.888	31.852	197.4	11:24.275
7	3:02.625 P	43.253	39.963	1:39.409	197.8	14:26.900





Circuito de Madrid Jarama - RACE

Campeonato RACE Turismos

2ª Carrera

Análisis



Circuito de Madrid Jarama-RACE 3.850 m.

Num	T. Vta.	Dif
-----	---------	-----

Vta 1

29	1:43.784	
3	1:50.657	06.873
26	1:50.813	07.029
49	1:51.394	07.610
33	1:53.017	09.233
50	1:53.811	10.027
8	1:54.702	10.918
10	1:57.969	14.185
54	2:00.535	16.751
52	2:01.038	17.254
53	2:02.591	18.807
25	2:04.195	20.411
51	2:05.174	21.390
4	2:09.496	25.712
48	2:09.618	25.834
19	2:11.109	27.325
14	2:11.552	27.768
7	2:12.464	28.680
46	2:12.745	28.961
24	2:14.498	30.714
15	2:16.837	33.053
20	2:17.164	33.380
37	2:18.881	35.097
17	2:19.610	35.826
21	2:19.721	35.937
22	2:24.425	40.641

Num	T. Vta.	Dif
-----	---------	-----

Vta 2

29	1:38.945	
26	1:45.018	13.102
3	1:46.305	14.233
49	1:45.811	14.476
33	1:45.841	16.129
50	1:45.490	16.572
8	1:45.850	17.823
10	1:52.901	28.141
54	1:53.151	30.957
52	1:52.932	31.241
53	1:54.996	34.858
25	1:56.836	38.302
51	1:58.152	40.597
48	1:56.163	43.052
4	2:00.912	47.679
19	2:00.559	48.939
7	1:59.915	49.650
46	2:02.315	52.331
14	2:04.572	53.395
24	2:04.250	56.019
15	2:07.569	1:01.677
20	2:07.425	1:01.860
37	2:09.404	1:05.556
17	2:09.355	1:06.236
21	2:09.324	1:06.316
22	2:05.077	1:06.773

Num	T. Vta.	Dif
-----	---------	-----

Vta 3

29	1:39.623	
26	1:45.101	18.580
49	1:44.615	19.468
3	1:45.392	20.002
33	1:45.477	21.983
50	1:45.304	22.253
8	1:45.381	23.581
10	1:52.528	41.046
54	1:52.861	44.195
53	1:57.792	53.027
25	1:56.262	54.941
51	1:58.342	59.316
48	1:55.946	59.375
4	2:01.682	1:09.738
19	2:01.149	1:10.465
7	2:01.197	1:11.224
46	2:03.511	1:16.219
14	2:02.980	1:16.752
24	2:03.757	1:20.153
20	2:07.633	1:29.870
15	2:08.839	1:30.893
37	2:08.958	1:34.891
21	2:08.788	1:35.481
22	2:08.519	1:35.669
17	2:10.280	1:36.893

Num	T. Vta.	Dif
-----	---------	-----

Vta 4

29	1:39.960	
26	1:44.854	23.474
49	1:44.459	23.967
3	1:44.305	24.347
33	1:45.696	27.719
50	1:45.979	28.272
8	1:45.518	29.139
10	1:52.841	53.927
54	1:52.318	56.553
53	1:57.773	1:10.840
25	1:58.010	1:12.991
48	1:55.193	1:14.608
4	2:00.831	1:30.609
7	2:00.362	1:31.626
19	2:01.695	1:32.200
51	2:15.008	1:34.364
46	2:03.774	1:40.033
24	2:04.524	1:44.717

Num	T. Vta.	Dif
-----	---------	-----

Vta 5

29	1:47.232	
14	2:11.857	1 Lap
20	2:06.789	1 Lap
15	2:07.768	1 Lap
37	2:09.141	1 Lap
22	2:08.809	1 Lap
21	2:09.347	1 Lap
17	2:08.414	1 Lap

Num	T. Vta.	Dif
-----	---------	-----

26	1:44.391	20.633
49	1:44.373	21.108
3	1:44.318	21.433
33	1:45.101	25.588
50	1:45.081	26.121
8	1:45.401	27.308
10	1:51.715	58.410
54	1:52.528	1:01.849
53	1:58.226	1:21.834
48	1:54.940	1:22.316
25	2:05.378	1:31.137

Num	T. Vta.	Dif
-----	---------	-----

Vta 6

29	1:42.827	
7	2:00.413	1 Lap
4	2:02.160	1 Lap
19	2:01.061	1 Lap
46	2:05.675	1 Lap
24	2:04.690	1 Lap
26	1:46.336	24.142
49	1:46.562	24.843
3	1:46.544	25.150
33	1:48.598	31.359
50	1:48.363	31.657
8	1:48.964	33.445
20	2:08.198	1 Lap
15	2:07.902	1 Lap
22	2:07.006	1 Lap
21	2:10.155	1 Lap
37	2:11.352	1 Lap
17	2:10.878	1 Lap
14	2:32.442	1 Lap
51	2:55.191	1 Lap
10	1:52.235	1:07.818
54	1:52.882	1:11.904
53	1:56.397	1:35.404
48	1:56.194	1:35.683

Num	T. Vta.	Dif
-----	---------	-----

Vta 7

29	1:40.691	
25	2:05.271	1 Lap
7	1:59.998	1 Lap
19	2:01.378	1 Lap
26	1:46.134	29.585
4	2:07.681	1 Lap
49	1:46.069	30.221
3	1:45.967	30.426
50	1:46.617	37.583
8	1:46.743	39.497
33	1:49.812	40.480
46	2:07.620	1 Lap
24	2:19.961	1 Lap
20	2:06.316	1 Lap
15	2:07.060	1 Lap
22	2:04.921	1 Lap
21	2:09.443	1 Lap
37	2:09.258	1 Lap

Num	T. Vta.	Dif
-----	---------	-----

17	2:09.195	1 Lap
10	1:51.908	1:19.035
14	2:29.437	1 Lap

Num	T. Vta.	Dif
-----	---------	-----

Vta 8

29	1:46.126	
48	1:54.227	1 Lap
53	2:01.159	1 Lap
26	1:44.850	28.309
25	2:02.014	1 Lap
49	1:45.175	29.270
3	1:45.387	29.687
7	1:59.121	1 Lap
50	1:45.068	36.525
8	1:45.364	38.735
33	1:45.491	39.845
19	2:05.534	1 Lap
54	3:02.625	1 Lap
4	2:09.068	1 Lap
46	2:04.001	1 Lap
24	2:05.777	1 Lap
20	2:06.367	1 Lap
15	2:07.015	1 Lap
22	2:04.458	1 Lap
10	1:52.423	1:25.332
21	2:09.084	1 Lap
17	2:08.871	1 Lap
37	2:10.722	1 Lap

Num	T. Vta.	Dif
-----	---------	-----

Vta 9

29	1:39.706	
48	1:53.558	1 Lap
26	1:46.457	35.060
49	1:46.343	35.907
3	1:46.211	36.192
50	1:45.364	42.183
14	2:29.616	2 Laps
8	1:46.305	45.334
33	1:46.180	46.319
53	2:17.872	1 Lap
25	1:59.398	1 Lap
7	2:01.691	1 Lap
19	2:02.348	1 Lap
4	2:08.274	1 Lap
46	2:05.299	1 Lap
10	1:53.578	1:39.204

Num	T. Vta.	Dif
-----	---------	-----

Vta 10

29	1:42.054	
24	2:04.417	2 Laps
20	2:06.616	2 Laps
22	2:03.938	2 Laps
15	2:07.576	2 Laps
21	2:07.851	2 Laps
17	2:07.661	2 Laps
37	2:08.867	2 Laps

Num	T. Vta.	Dif
-----	---------	-----

48	1:54.003	1 Lap
26	1:45.847	38.853
3	1:45.188	39.326
49	1:45.604	39.457
50	1:44.402	44.531
8	1:45.081	48.361
33	1:44.673	48.938
25	2:00.910	1 Lap
7	2:00.350	1 Lap
19	2:02.637	1 Lap
14	2:29.432	2 Laps

Num	T. Vta.	Dif
-----	---------	-----

Vta 11

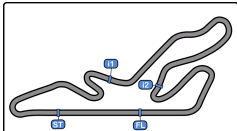
29	1:43.306	
4	2:07.709	2 Laps
46	2:04.702	2 Laps
10	2:02.349	1 Lap
24	2:06.592	2 Laps
20	2:08.902	2 Laps
22	2:09.360	2 Laps
15	2:07.513	2 Laps
26	1:47.192	42.739
3	1:47.337	43.357
53	3:21.521	2 Laps
49	1:48.017	44.168
48	1:59.740	1 Lap
50	1:45.656	46.881
21	2:08.520	2 Laps
17	2:08.603	2 Laps
8	1:45.932	50.987
33	1:45.439	51.071
37	2:09.145	2 Laps
25	2:01.244	1 Lap
7	1:58.394	1 Lap

Num	T. Vta.	Dif
-----	---------	-----

Vta 12

29	1:41.303	
19	2:02.874	2 Laps
46	2:03.692	2 Laps
4	2:05.614	2 Laps
14	2:29.645	3 Laps
26	1:46.216	47.652
3	1:45.866	47.920
49	1:46.348	49.213
10	2:14.455	1 Lap
50	1:45.229	50.807
24	2:08.161	2 Laps
8	1:47.455	57.139
20	2:07.595	2 Laps
22	2:06.654	2 Laps
33	1:48.387	58.155
48	1:55.766	1 Lap
15	2:07.468	2 Laps
17	2:07.751	2 Laps
21	2:09.196	2 Laps
37	2:07.741	2 Laps
25	1:59.832	1 Lap





Circuito de Madrid Jarama - RACE

Campeonato RACE Turismos

2ª Carrera

Análisis

Circuito de Madrid Jarama-RACE 3.850 m.

Num	T. Vta.	Dif
7	1:57.544	1 Lap
53	3:02.140	2 Laps





Circuito de Madrid Jarama - RACE

Campeonato RACE Turismos

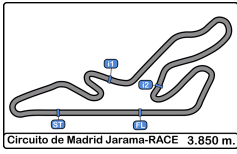
2ª Carrera

Mejores Sectores



Sector - 1				Sector - 2				Sector - 3				Vuelta Ideal vs Mejor Vuelta				
Clas	Nº	Piloto	Tiempo	Nº	Piloto	Tiempo	Nº	Piloto	Tiempo	Clas	Nº	Piloto	Vta. Ideal	Mejor Vta.	Clas	
1	29	Gian Maria Traversone	38.203	29	Gian Maria Traversone	32.520	29	Gian Maria Traversone	28.040	1	29	Gian Maria Traversone	1:38.763	1:38.945	1	
2	3	Samuel Pineda Sánchez	39.638	49	Luis Lopez Anos	34.424	33	J. Francisco Gastañaga Martínez	29.038	2	3	Samuel Pineda Sánchez	1:43.427	1:44.305	2	
3	49	Luis Lopez Anos	39.930	3	Samuel Pineda Sánchez	34.507	50	Juan Carlos Esteban Garcia	29.204	3	49	Luis Lopez Anos	1:43.674	1:44.373	3	
4	26	Samuel Gómez Gómez	40.095	26	Samuel Gómez Gómez	34.659	3	Samuel Pineda Sánchez	29.282	4	50	Juan Carlos Esteban Garcia	1:44.045	1:44.402	5	
5	50	Juan Carlos Esteban Garcia	40.169	50	Juan Carlos Esteban Garcia	34.672	49	Luis Lopez Anos	29.320	5	26	Samuel Gómez Gómez	1:44.080	1:44.391	4	
6	33	J. Francisco Gastañaga Martínez	40.434	8	Sergi Morera Hernandez	34.680	26	Samuel Gómez Gómez	29.326	6	33	J. Francisco Gastañaga Martínez	1:44.493	1:44.673	6	
7	8	Sergi Morera Hernandez	40.486	33	J. Francisco Gastañaga Martínez	35.021	8	Sergi Morera Hernandez	29.502	7	8	Sergi Morera Hernandez	1:44.668	1:45.081	7	
8	54	Iván Hernández González	42.975	10	Eloy Íñigo Varas	37.230	10	Eloy Íñigo Varas	31.192	8	10	Eloy Íñigo Varas	1:51.564	1:51.715	8	
9	10	Eloy Íñigo Varas	43.142	54	Iván Hernández González	37.763	52	Rosendo De Augusto Ibañes	31.369	9	54	Iván Hernández González	1:52.247	1:52.318	9	
10	48	Juan Carlos Zorrilla Hierro	43.448	52	Rosendo De Augusto Ibañes	37.778	54	Iván Hernández González	31.509	10	52	Rosendo De Augusto Ibañes	1:52.932	1:52.932	10	
11	53	Diego Blanco Torrecilla	43.773	48	Juan Carlos Zorrilla Hierro	38.060	48	Juan Carlos Zorrilla Hierro	31.724	11	48	Juan Carlos Zorrilla Hierro	1:53.232	1:53.558	11	
12	52	Rosendo De Augusto Ibañes	43.785	53	Diego Blanco Torrecilla	38.264	53	Diego Blanco Torrecilla	31.830	12	53	Diego Blanco Torrecilla	1:53.867	1:54.996	12	
13	25	Héctor Peiro Carrasco	44.525	51	Luis Barroso Catalina	39.093	25	Héctor Peiro Carrasco	32.356	13	25	Héctor Peiro Carrasco	1:55.980	1:56.262	13	
14	7	Jaime Cela Talavera	44.723	25	Héctor Peiro Carrasco	39.099	51	Luis Barroso Catalina	32.758	14	51	Luis Barroso Catalina	1:56.920	1:58.152	15	
15	51	Luis Barroso Catalina	45.069	7	Jaime Cela Talavera	39.962	7	Jaime Cela Talavera	32.859	15	7	Jaime Cela Talavera	1:57.544	1:57.544	14	
16	4	Emilio J. López González	45.948	19	Jesus S. Escolar Alvarez	40.416	14	Pablo Choclan Mendez	33.553	16	19	Jesus S. Escolar Alvarez	2:00.217	2:00.559	16	
17	19	Jesus S. Escolar Alvarez	46.019	4	Emilio J. López González	40.555	19	Jesus S. Escolar Alvarez	33.782	17	4	Emilio J. López González	2:00.323	2:00.831	17	
18	24	Ángel J. Sobrino De Toro	46.906	14	Pablo Choclan Mendez	40.806	4	Emilio J. López González	33.820	18	14	Pablo Choclan Mendez	2:01.478	2:02.980	19	
19	46	Claudia Sánchez Díaz	47.048	46	Claudia Sánchez Díaz	41.073	46	Claudia Sánchez Díaz	33.998	19	46	Claudia Sánchez Díaz	2:02.119	2:02.315	18	
20	14	Pablo Choclan Mendez	47.119	22	Jose Ayala Oliver	41.759	24	Ángel J. Sobrino De Toro	34.384	20	24	Ángel J. Sobrino De Toro	2:03.504	2:03.757	20	
21	22	Jose Ayala Oliver	47.298	24	Ángel J. Sobrino De Toro	42.214	22	Jose Ayala Oliver	34.518	21	22	Jose Ayala Oliver	2:03.575	2:03.938	21	
22	20	Martínez Pérez - Martínez Pérez	48.046	37	Aparicio Monedero - Braco Garrigos	42.590	20	Martínez Pérez - Martínez Pérez	35.065	22	20	Martínez Pérez - Martínez Pérez	2:06.191	2:06.316	22	
23	15	Julián Alonso Sebastián	48.442	15	Julián Alonso Sebastián	42.804	15	Julián Alonso Sebastián	35.588	23	15	Julián Alonso Sebastián	2:06.834	2:07.015	23	
24	21	Jorge Martínez García	48.443	21	Jorge Martínez García	42.828	17	Victor Garrido González	35.588	24	21	Jorge Martínez García	2:07.032	2:07.851	26	
25	17	Victor Garrido González	48.476	20	Martínez Pérez - Martínez Pérez	43.080	21	Jorge Martínez García	35.761	25	17	Victor Garrido González	2:07.381	2:07.661	24	
26	37	Aparicio Monedero - Braco Garrigos	48.630	17	Victor Garrido González	43.317	37	Aparicio Monedero - Braco Garrigos	36.213	26	37	Aparicio Monedero - Braco Garrigos	2:07.433	2:07.741	25	



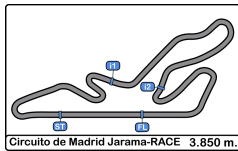


Circuito de Madrid Jarama - RACE
Campeonato RACE Turismos
2ª Carrera
Secuencia Líder



<u>Nº</u>	<u>Piloto</u>	<u>Concursante</u>	<u>Vehiculo</u>	<u>Cat</u>	<u>V.Inici</u>	<u>V. Fin</u>	<u>Vtas</u>	<u>Total</u>
29	Gian Maria Traversone	RGB RACING TEAM	PORSCHE 911 GT3 992	9	1	12	12	12





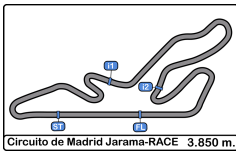
Circuito de Madrid Jarama - RACE
Campeonato RACE Turismos
2ª Carrera
5 Mejores Tiempos



Circuito de Madrid Jarama-RACE 3.850 m.

Clas	Nº	Piloto	Concursante	Vehiculo	Cat	Mejor 1		Mejor 2		Mejor 3		Mejor 4		Mejor 5	
						Tiempo	Vta.	Tiempo	Vta.	Tiempo	Vta.	Tiempo	Vta.	Tiempo	Vta.
1	29	Gian Maria Traversone	RGB RACING TEAM	PORSCHE 911 GT3 992	9	1:38.945	2	1:39.623	3	1:39.706	9	1:39.960	4	1:40.691	7
2	3	Samuel Pineda Sánchez	ESC. LA CORUÑA	LIGIER JS2R	9	1:44.305	4	1:44.318	5	1:45.188	10	1:45.387	8	1:45.392	3
3	49	Luis Lopez Anos	REAL AUTO. CLUB CIRCUITO GUADALUPE	PORSCHE 968 CS	CLAS-LEG	1:44.373	5	1:44.459	4	1:44.615	3	1:45.175	8	1:45.604	10
4	26	Samuel Gómez Gómez	RX PRO RACING	HYUNDAI I30 CR	8	1:44.391	5	1:44.850	8	1:44.854	4	1:45.018	2	1:45.101	3
5	50	Juan Carlos Esteban Garcia	AD DESGUACES LA TORRE	PEUGEOT 308 RACING CUP	7	1:44.402	10	1:45.068	8	1:45.081	5	1:45.229	12	1:45.304	3
6	33	J. Francisco Gastañaga Martínez	RX PRO RACING	CUPRA TCR-SEC	8	1:44.673	10	1:45.101	5	1:45.439	11	1:45.477	3	1:45.491	8
7	8	Sergi Morera Hernandez	RASANTE SPORT	PEUGEOT 308 RACING CUP	7	1:45.081	10	1:45.364	8	1:45.381	3	1:45.401	5	1:45.518	4
8	10	Eloy Íñigo Varas	ESCUDERÍA CENTRO	SEAT LEON COPA MK1	5	1:51.715	5	1:51.908	7	1:52.235	6	1:52.423	8	1:52.528	3
9	54	Iván Hernández González	ESC. LA CORUÑA	RENAULT CLIO V	5	1:52.318	4	1:52.528	5	1:52.861	3	1:52.882	6	1:53.151	2
10	52	Rosendo De Augusto Ibañes	CD QUINTANO SPORT	BMW E36	7	1:52.932	2	2:01.038	1						
11	48	Juan Carlos Zorrilla Hierro	AECD	PORSCHE 968 CLUB	CLAS-LEG	1:53.558	8	1:54.003	9	1:54.227	7	1:54.940	5	1:55.193	4
12	53	Diego Blanco Torrecilla	CLUB JARAMA SPORT	PORSCHE 928	7	1:54.996	2	1:56.397	6	1:57.773	4	1:57.792	3	1:58.226	5
13	25	Héctor Peiro Carrasco	CERRO NEGRO	HONDA CIVIC	3	1:56.262	3	1:56.836	2	1:58.010	4	1:59.398	8	1:59.832	11
14	7	Jaime Cela Talavera	RASANTE SPORT	CITROEN SAXO 16V	3	1:57.544	11	1:58.394	10	1:59.121	7	1:59.915	2	1:59.998	6
15	51	Luis Barroso Catalina	EFICAR TEAM	HONDA CIVIC 1.6	3	1:58.152	2	1:58.342	3	2:05.174	1	2:15.008	4	2:55.191	5
16	19	Jesus S. Escolar Alvarez	EFICAR TEAM	BMW 325	END1-2	2:00.559	2	2:01.061	5	2:01.149	3	2:01.378	6	2:01.695	4
17	4	Emilio J. López González	CERRO NEGRO	HYUNDAI GETZ	3	2:00.831	4	2:00.912	2	2:01.682	3	2:02.160	5	2:05.614	10
18	46	Claudia Sánchez Díaz	PARADINAS MOTORSPORT	BMW E36	END1-2	2:02.315	2	2:03.511	3	2:03.692	10	2:03.774	4	2:04.001	7
19	14	Pablo Choclan Mendez	EFICAR TEAM	SEAT LEON MK1	5	2:02.980	3	2:04.572	2	2:11.552	1	2:11.857	4	2:29.432	8
20	24	Ángel J. Sobrino De Toro	CERRO NEGRO	FIAT PUNTO JTD	3	2:03.757	3	2:04.250	2	2:04.417	8	2:04.524	4	2:04.690	5
21	22	Jose Ayala Oliver	CERRO NEGRO	FIAT PUNTO HGT 1.8	3	2:03.938	8	2:04.458	7	2:04.921	6	2:05.077	2	2:06.654	10
22	20	Martinez Pérez - Martinez Pérez	TIERRAS DE CASTILLA	CITROEN SAXO	2	2:06.316	6	2:06.367	7	2:06.616	8	2:06.789	4	2:07.425	2
23	15	Julián Alonso Sebastián	ULTIMA VUELTA	CITROEN SAXO	2	2:07.015	7	2:07.060	6	2:07.468	10	2:07.513	9	2:07.569	2
24	17	Victor Garrido González	JARAMA SPORT	SUZUKI SWIFT CUP	2	2:07.661	8	2:07.751	10	2:08.414	4	2:08.603	9	2:08.871	7
25	37	Aparicio Monedero - Braco Garrigos	HISPANO ALEMÁN RACING TEAM	OPEL CALIBRA	END1-2	2:07.741	10	2:08.867	8	2:08.958	3	2:09.141	4	2:09.145	9
26	21	Jorge Martínez García	TIERRAS DE CASTILLA	CITROEN SAXO	2	2:07.851	8	2:08.520	9	2:08.788	3	2:09.084	7	2:09.196	10



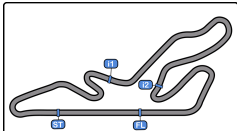


Circuito de Madrid Jarama - RACE
Campeonato RACE Turismos
2ª Carrera
5 Mejores Velocidades



Clas	Nº	Piloto	Concursante	Vehículo	Cat	Máxima 1		Máxima 2		Máxima 3		Máxima 4		Máxima 5		Media
						Km/h	Vta.	Km/h	Vta.	Km/h	Vta.	Km/h	Vta.	Km/h	Vta.	
1	29	Gian Maria Traversone	RGB RACING TEAM	PORSCHE 911 GT3 992	9	253.5	3	252.3	2	251.7	9	250.5	4	249.4	7	251.5
2	26	Samuel Gómez Gómez	RX PRO RACING	HYUNDAI I30 CR	8	233.2	2	230.7	10	230.2	8	230.2	11	226.8	5	230.2
3	8	Sergi Morera Hernandez	RASANTE SPORT	PEUGEOT 308 RACING CUP	7	225.9	11	225.4	10	224.5	9	224.0	8	221.7	6	224.3
4	49	Luis Lopez Anos	REAL AUTO. CLUB CIRCUITO GUADALUPE	PORSCHE 968 CS	CLAS-LEG	222.2	9	221.3	4	219.5	10	214.2	5	214.2	8	218.3
5	50	Juan Carlos Esteban Garcia	AD DESGUACES LA TORRE	PEUGEOT 308 RACING CUP	7	221.3	11	220.8	8	219.9	10	216.8	5	216.8	12	219.1
6	3	Samuel Pineda Sánchez	ESC. LA CORUÑA	LIGIER JS2R	9	220.8	10	219.5	4	218.6	12	213.4	7	212.5	5	217.0
7	33	J. Francisco Gastañaga Martínez	RX PRO RACING	CUPRA TCR-SEC	8	216.4	2	214.7	5	214.2	6	214.2	8	213.8	3	214.7
8	48	Juan Carlos Zorrilla Hierro	AECD	PORSCHE 968 CLUB	CLAS-LEG	207.6	10	198.1	8	197.8	11	196.3	7	193.8	9	198.7
9	10	Eloy Íñigo Varas	ESCUDERÍA CENTRO	SEAT LEON COPA MK1	5	205.7	9	201.4	7	199.6	2	198.8	4	196.3	5	200.4
10	54	Iván Hernández González	ESC. LA CORUÑA	RENAULT CLIO V	5	201.8	2	199.2	4	198.8	3	198.5	5	197.8	7	199.2
11	52	Rosendo De Augusto Ibañes	CD QUINTANO SPORT	BMW E36	7	200.7	2	185.2	3	167.7	1					184.5
12	19	Jesus S. Escolar Alvarez	EFICAR TEAM	BMW 325	END1-2	200.0	6	193.5	3	192.5	4	191.1	7	189.4	5	193.3
13	53	Diego Blanco Torrecilla	CLUB JARAMA SPORT	PORSCHE 928	7	199.2	2	197.8	6	189.4	7	187.5	5	184.6	3	191.7
14	7	Jaime Cela Talavera	RASANTE SPORT	CITROEN SAXO 16V	3	197.8	11	196.7	7	196.3	8	193.8	10	191.8	4	195.3
15	46	Claudia Sánchez Díaz	PARADINAS MOTORSPORT	BMW E36	END1-2	192.8	3	191.4	10	187.1	9	184.3	2	182.7	6	187.7
16	51	Luis Barroso Catalina	EFICAR TEAM	HONDA CIVIC 1.6	3	190.1	3	184.3	2	173.3	4	162.6	1	118.9	5	165.8
17	4	Emilio J. López González	CERRO NEGRO	HYUNDAI GETZ	3	187.1	6	184.3	5	183.6	3	182.1	4	181.2	2	183.6
18	25	Héctor Peiro Carrasco	CERRO NEGRO	HONDA CIVIC	3	186.2	2	180.6	3	173.3	4	166.1	1	165.6	8	174.3
19	22	Jose Ayala Oliver	CERRO NEGRO	FIAT PUNTO HGT 1.8	3	182.1	5	181.5	9	180.0	8	179.1	7	178.2	6	180.1
20	24	Ángel J. Sobrino De Toro	CERRO NEGRO	FIAT PUNTO JTD	3	182.1	2	179.4	4	178.8	3	177.9	6	176.1	8	178.8
21	37	Aparicio Monedero - Braco Garrigos	HISPANO ALEMÁN RACING TEAM	OPEL CALIBRA	END1-2	182.1	2	180.3	10	179.4	8	179.1	6	178.5	4	179.8
22	20	Martínez Pérez - Martínez Pérez	TIERRAS DE CASTILLA	CITROEN SAXO	2	181.2	2	177.3	3	175.3	6	174.7	8	174.4	9	176.6
23	21	Jorge Martínez García	TIERRAS DE CASTILLA	CITROEN SAXO	2	178.5	5	177.0	3	174.7	2	174.4	8	174.4	9	175.8
24	15	Julián Alonso Sebastián	ULTIMA VUELTA	CITROEN SAXO	2	177.0	2	175.3	10	174.4	6	173.6	5	173.3	3	174.7
25	17	Victor Garrido González	JARAMA SPORT	SUZUKI SWIFT CUP	2	169.8	2	169.0	8	168.2	3	166.6	9	166.4	4	168.0
26	14	Pablo Choclan Mendez	EFICAR TEAM	SEAT LEON MK1	5	164.6	2	159.7	3	157.2	1	155.1	4	136.7	9	154.6



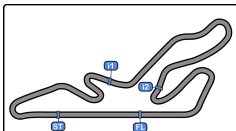


Circuito de Madrid Jarama - RACE
Campeonato RACE Turismos
2ª Carrera
Secuencia Vueltas Rápidas



Vta	Hora Día	T Sesión	Nº	Piloto	Concursante	Vehículo	Cat	Tiempo	Km/h
2	18:15:33.410	3:22.410	29	Gian Maria Traversone	RGB RACING TEAM	PORSCHE 911 GT3 992	9	1:38.945	140.0





Circuito de Madrid Jarama - RACE

Campeonato RACE Turismos

2ª Carrera

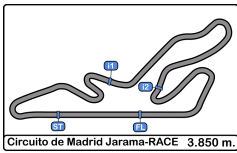
Mejor Máxima Velocidad del Evento

Circuito de Madrid Jarama-RACE 3.850 m.



Cls	Nº	Piloto	Concursante	Vehiculo	Cat	Km/h	Sesión
1	29	Gian Maria Traversone	RGB RACING TEAM	PORSCHE 911 GT3 992	9	255.9	1ª Carrera
2	27	Daniel García Balboa	RGB RACING TEAM	PORSCHE 991 - 2 GT3 CUP	9	249.4	1ª Carrera
3	26	Samuel Gómez Gómez	RX PRO RACING	HYUNDAI I30 CR	8	233.2	2ª Carrera
4	5	Plazio - Plazio	ULTIMA VUELTA	LIGIER JS2R	9	226.8	Entrenamiento Cronometrado
5	8	Sergi Morera Hernandez	RASANTE SPORT	PEUGEOT 308 RACING CUP	7	225.9	2ª Carrera
6	50	Juan Carlos Esteban García	AD DESGUACES LA TORRE	PEUGEOT 308 RACING CUP	7	223.1	1ª Carrera
7	49	Luis Lopez Anos	REAL AUTO. CLUB CIRCUITO GUADALUPE	PORSCHE 968 CS	CLAS-LEG	222.2	2ª Carrera
8	3	Samuel Pineda Sánchez	ESC. LA CORUÑA	LIGIER JS2R	9	221.7	Entrenamiento Cronometrado
9	33	J. Francisco Gastafaga Martínez	RX PRO RACING	CUPRA TCR-SEC	8	216.4	2ª Carrera
10	47	Enric Roig Roldan	BAIX EMPORDA	HONDA CIVIC	9	215.1	Entrenamiento Cronometrado
11	48	Juan Carlos Zorrilla Hierro	AECD	PORSCHE 968 CLUB SPORT	CLAS-LEG	207.6	2ª Carrera
12	52	Rosendo De Augusto Ibañez	CD QUINTANO SPORT	BMW E36	7	206.8	1ª Carrera
13	10	Eloy Iñigo Varas	ESCUADERIA CENTRO	SEAT LEON COPA MK1	5	205.7	2ª Carrera
14	54	Iván Hernández González	ESC. LA CORUÑA	RENAULT CLIO V	5	201.8	2ª Carrera
15	53	Diego Blanco Torrecilla	CLUB JARAMA SPORT	PORSCHE 928	7	200.7	1ª Carrera
16	19	Jesus S. Escolar Alvarez	EFICAR TEAM	BMW 325	END1-2	200.0	2ª Carrera
17	7	Jaime Cela Talavera	RASANTE SPORT	CITROEN SAXO 16V	3	197.8	2ª Carrera
18	46	Claudia Sánchez Díaz	PARADINAS MOTORSPORT	BMW E36	END1-2	192.8	2ª Carrera
19	51	Luis Barroso Catalina	EFICAR TEAM	HONDA CIVIC 1.6	3	190.4	Entrenamiento Cronometrado
20	12	José L. Crespillo Calderón	ESCUADERIA CENTRO	PEUGEOT 207 THP	3	188.8	Entrenamiento Libre
21	4	Emilio J. López González	CERRO NEGRO	HYUNDAI GETZ	3	188.8	Entrenamiento Libre
22	25	Héctor Peiro Carrasco	CERRO NEGRO	HONDA CIVIC	3	186.2	Entrenamiento Cronometrado
23	24	Ángel J. Sobrino De Toro	CERRO NEGRO	FIAT PUNTO JTD	3	182.1	2ª Carrera
24	37	Aparicio Monedero - Braco Garrigos	HISPANO ALEMÁN RACING TEAM	OPEL CALIBRA	END1-2	182.1	2ª Carrera
25	22	Jose Ayala Oliver	CERRO NEGRO	FIAT PUNTO HGT 1.8	3	182.1	2ª Carrera
26	20	Martínez Pérez - Martínez Pérez	TIERRAS DE CASTILLA	CITROEN SAXO	2	181.2	2ª Carrera
27	15	Julián Alonso Sebastián	ULTIMA VUELTA	CITROEN SAXO	2	179.7	Entrenamiento Libre
28	21	Jorge Martínez García	TIERRAS DE CASTILLA	CITROEN SAXO	2	178.5	2ª Carrera
29	18	Enrique Muñoz Berrón	ESCUADERIA LEMANS	HYUNDAI GETZ	3	173.6	Entrenamiento Libre
30	9	Mario Torregrosa Rincón	ULTIMA VUELTA	SUZUKI SWIFT	2	170.6	1ª Carrera
31	17	Victor Garrido González	JARAMA SPORT	SUZUKI SWIFT CUP	2	169.8	2ª Carrera
32	14	Pablo Choclan Mendez	EFICAR TEAM	SEAT LEON MK1	5	164.6	2ª Carrera
33	6	Sergio Cabal Díez	RASANTE SPORT	RENAULT CLIO V	5	159.0	Entrenamiento Libre





Circuito de Madrid Jarama - RACE

Campeonato RACE Turismos

2ª Carrera

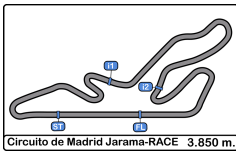
Cuentavueltas



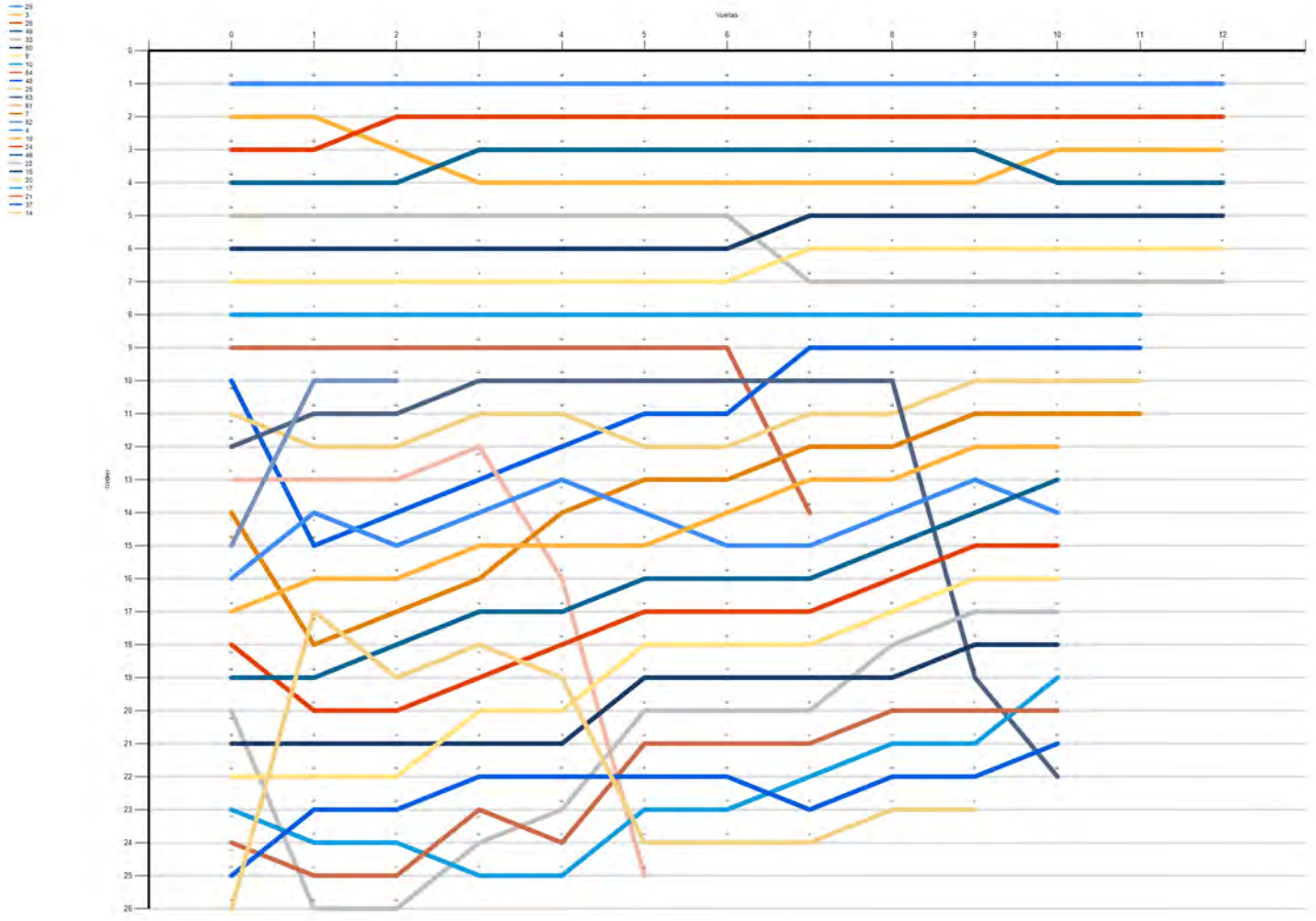
VTA

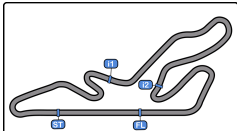
Nr	Pos	Grid	1	2	3	4	5	6	7	8	9	10	11	12
29	1	29	29	29	29	29	29	29	29	29	29	29	29	29
3	2	3	3	26	26	26	26	26	26	26	26	26	26	26
26	3	26	26	3	49	49	49	49	49	49	49	3	3	3
49	4	49	49	49	3	3	3	3	3	3	3	49	49	49
33	5	33	33	33	33	33	33	33	50	50	50	50	50	50
50	6	50	50	50	50	50	50	50	8	8	8	8	8	8
8	7	8	8	8	8	8	8	8	33	33	33	33	33	33
10	8	10	10	10	10	10	10	10	10	10	10	10	10	10
54	9	54	54	54	54	54	54	54	48	48	48	48	48	48
48	10	48	52	52	53	53	53	53	53	53	25	25	25	25
25	11	25	53	53	25	25	48	48	25	25	7	7	7	7
53	12	53	25	25	51	48	25	25	7	7	19	19	19	19
51	13	51	51	51	48	4	7	7	19	19	4	4	4	4
7	14	7	4	48	4	7	4	19	54	4	46	4	4	4
52	15	52	48	4	19	19	19	4	4	46	24	24	24	24
4	16	4	19	19	7	51	46	46	46	24	20	20	20	20
19	17	19	14	7	46	46	24	24	24	20	22	22	22	22
24	18	24	7	46	14	24	20	20	20	22	15	15	15	15
46	19	46	46	14	24	14	15	15	15	15	53	17	17	17
22	20	22	24	24	20	20	22	22	22	21	21	21	21	21
15	21	15	15	15	15	15	21	21	21	17	17	37	37	37
20	22	20	20	20	37	37	37	37	17	37	37	53	53	53
17	23	17	37	37	21	22	17	17	37	14	14	14	14	14
21	24	21	17	17	22	21	14	14	14	14	14	14	14	14
37	25	37	21	21	17	17	51	51	51	51	51	51	51	51
14	26	14	22	22	22	22	22	22	22	22	22	22	22	22





Circuito de Madrid Jarama - RACE
Campeonato RACE Turismos
2ª Carrera
Cuentavueltas Gráfico



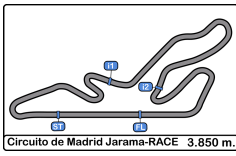


Circuito de Madrid Jarama - RACE
Campeonato RACE Turismos
2ª Carrera
Tiempos Parada en Pit



<u>Nº</u>	<u>Tiempo Día</u>	<u>Piloto</u>	<u>Concursante</u>	<u>Vehiculo</u>	<u>Cat</u>	<u>T. Entrada</u>	<u>Nº Parada</u>	<u>Tiempo Pit</u>	<u>Handicap</u>	<u>Diferencia</u>
-----------	-------------------	---------------	--------------------	-----------------	------------	-------------------	------------------	-------------------	-----------------	-------------------

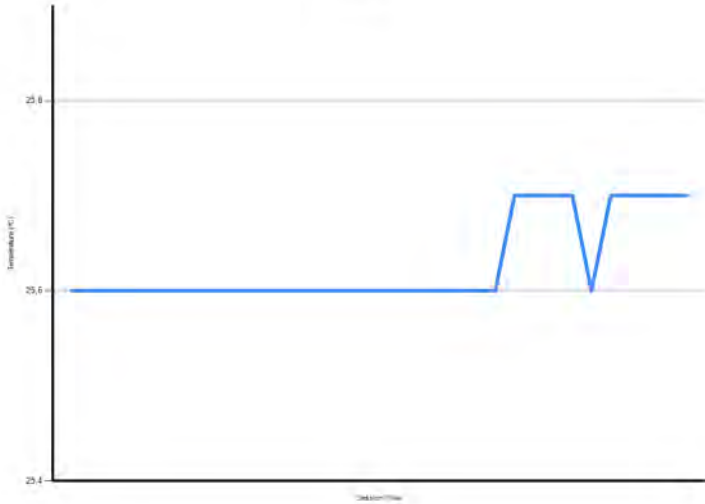




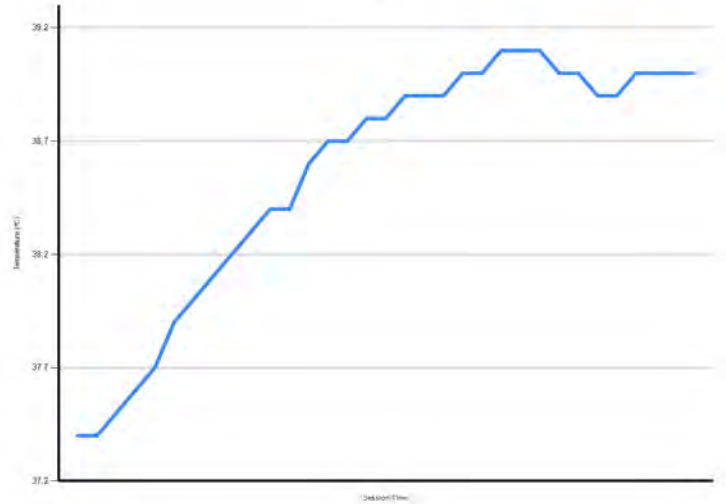
Circuito de Madrid Jarama - RACE
Campeonato RACE Turismos
2ª Carrera
Informe Meteorológico



Temperatura Aire




Temperatura Pista



Humidad



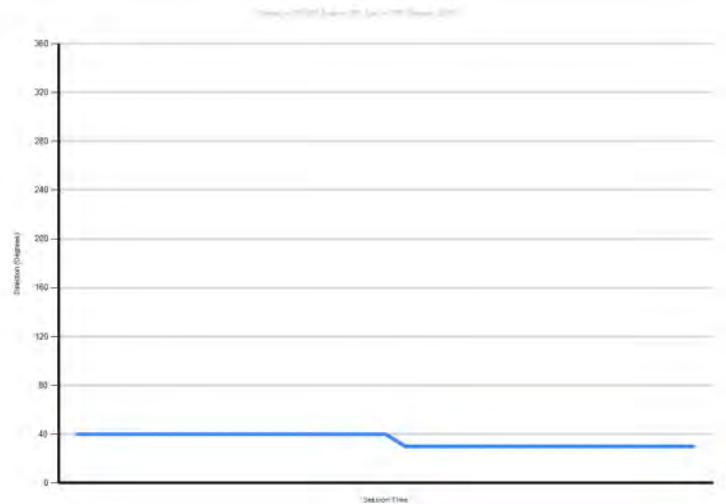
Presión

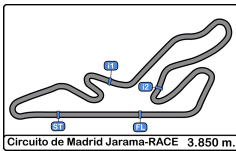


Velocidad Viento



Dirección Viento





Circuito de Madrid Jarama - RACE
Campeonato RACE Turismos
2ª Carrera
Resultados Finales



Cls	Nº	Piloto	Concursante	Vehiculo	Cat	Cl	N.V.	Tiempo	Dif 1º	Dif Ant.	Km/h	V.R.	Tiempo	Km/h
1	29	Gian Maria Traversone	RGB RACING TEAM	PORSCHE 911 GT3 992	9	1	12	20:25.557			135.7	2	1:38.945	140.0
2	26	Samuel Gómez Gómez	RX PRO RACING	HYUNDAI I30 CR	8	1	12	21:13.209	47.652	47.652	130.6	5	1:44.391	132.7
3	3	Samuel Pineda Sánchez	ESC. LA CORUÑA	LIGIER JS2R	9	2	12	21:13.477	47.920	0.268	130.6	4	1:44.305	132.8
4	49	Luis Lopez Anos	REAL AUTO. CLUB CIRCUITO GUADALUPE	PORSCHE 968 CS	CLAS-LEG	1	12	21:14.770	49.213	1.293	130.4	5	1:44.373	132.7
5	50	Juan Carlos Esteban Garcia	AD DESGUACES LA TORRE	PEUGEOT 308 RACING CUP	7	1	12	21:16.364	50.807	1.594	130.3	10	1:44.402	132.7
6	8	Sergi Morera Hernandez	RASANTE SPORT	PEUGEOT 308 RACING CUP	7	2	12	21:22.696	57.139	6.332	129.6	10	1:45.081	131.8
7	33	J. Francisco Gastañaga Martínez	RX PRO RACING	CUPRA TCR-SEC	8	2	12	21:23.712	58.155	1.016	129.5	10	1:44.673	132.4
8	10	Eloy Íñigo Varas	ESCUDERÍA CENTRO	SEAT LEON COPA MK1	5	1	11	21:14.902	1 Vta	1 Vta	119.5	5	1:51.715	124.0
9	48	Juan Carlos Zorrilla Hierro	AECD	PORSCHE 968 CLUB SPORT	CLAS-LEG	2	11	21:25.348	1 Vta	10.446	118.6	8	1:53.558	122.0
10	25	Héctor Peiro Carrasco	CERRO NEGRO	HONDA CIVIC	3	1	11	22:09.350	1 Vta	44.002	114.6	3	1:56.262	119.2
11	7	Jaime Cela Talavera	RASANTE SPORT	CITROEN SAXO 16V	3	2	11	22:11.449	1 Vta	2.099	114.5	11	1:57.544	117.9
12	19	Jesus S. Escolar Alvarez	EFICAR TEAM	BMW 325	END1-2	1	10	20:30.344	2 Vtas	1 Vta	112.6	2	2:00.559	114.9
13	46	Claudia Sánchez Díaz	PARADINAS MOTORSPORT	BMW E36	END1-2	2	10	20:53.334	2 Vtas	22.990	110.5	2	2:02.315	113.3
14	4	Emilio J. López González	CERRO NEGRO	HYUNDAI GETZ	3	3	10	20:53.427	2 Vtas	0.093	110.5	4	2:00.831	114.7
15	24	Ángel J. Sobrino De Toro	CERRO NEGRO	FIAT PUNTO JTD	3	4	10	21:16.627	2 Vtas	23.200	108.5	3	2:03.757	111.9
16	20	Martinez Pérez - Martinez Pérez	TIERRAS DE CASTILLA	CITROEN SAXO	2	1	10	21:23.005	2 Vtas	6.378	108.0	6	2:06.316	109.7
17	22	Jose Ayala Oliver	CERRO NEGRO	FIAT PUNTO HGT 1.8	3	5	10	21:23.167	2 Vtas	0.162	108.0	8	2:03.938	111.8
18	15	Julián Alonso Sebastián	ULTIMA VUELTA	CITROEN SAXO	2	2	10	21:25.547	2 Vtas	2.380	107.8	7	2:07.015	109.1
19	17	Victor Garrido González	JARAMA SPORT	SUZUKI SWIFT CUP	2	3	10	21:40.618	2 Vtas	15.071	106.5	8	2:07.661	108.5
20	21	Jorge Martínez Garcia	TIERRAS DE CASTILLA	CITROEN SAXO	2	4	10	21:41.429	2 Vtas	0.811	106.4	8	2:07.851	108.4
21	37	Aparicio Monedero - Braço Garrigos	HISPANO ALEMÁN RACING TEAM	OPEL CALIBRA	END1-2	3	10	21:43.469	2 Vtas	2.040	106.3	10	2:07.741	108.5
22	53	Diego Blanco Torrecilla	CLUB JARAMA SPORT	PORSCHE 928	7	3	10	22:30.467	2 Vtas	46.998	102.6	2	1:54.996	120.5
23	14	Pablo Choclan Mendez	EFICAR TEAM	SEAT LEON MK1	5	2	9	21:01.533	3 Vtas	1 Vta	98.8	3	2:02.980	112.7

No clasificados: (Requerimiento: 75% del numero de vueltas del lider = 9 Vueltas)

54	Iván Hernández González	ESC. LA CORUÑA	RENAULT CLIO V	5		7	14:26.900	5 Vtas	2 Vtas	111.9	4	1:52.318	123.3
51	Luis Barroso Catalina	EFICAR TEAM	HONDA CIVIC 1.6	3		5	11:11.867	7 Vtas	2 Vtas	103.1	2	1:58.152	117.3
52	Rosendo De Augusto Ibañes	CD QUINTANO SPORT	BMW E36	7		2	3:53.970	10 Vtas	3 Vtas	118.4	2	1:52.932	122.7

Vta. rápida de Gian Maria Traversone en 1:38.945 a 140.0 Km/h en la vuelta 2

Publicada a las:.....

Temp. Pista: **39.0 °C** Temp. Aire: **25.7 °C** Humedad: **28 %** Estado Pista: **SECA**

Comisarios Deportivos:

José María SOLIS

Manuel VIDAL

José F. VÉLEZ

CD-1272-ESP/M

CD-0559-ESP/M

CD-0725-ESP/M

Cronometrador:

María-Jesús GAMAZO

JOB-0499-ESP/M

