



COPA OPEN EASYRACE MOTORBIKE CUP

Circuito de Madrid Jarama-RACE

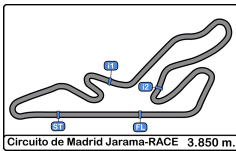
1 de junio de 2024

Results booklet



Provided by Cronococa S.L.

www.cronococa.com



Circuito de Madrid Jarama - RACE
MOTORBIKE CUP EASYRACE
ENTRENAMIENTO CALIFICATIVO 1
Resultados Provisionales

Clas	Nº	Piloto	Cat	Clas	Equipo	Neumático	Vtas.	Mejor	Tiempo	Dif 1º	Interval	Km/h
1	74	Brais Jato Copa	SSP	1		Pirelli	11	10	1:42.680			134.9
2	14	Luis Llorente Asensio	SSP	2		Dunlop	8	7	1:42.911	0.231	0.231	134.6
3	17	Juan De Leste Ramirez	SBK	1			12	11	1:43.142	0.462	0.231	134.3
4	69	Aitor Gamarra Álvarez	SSP	3			6	5	1:43.590	0.910	0.448	133.7
5	777	Jesús Poo Collantes	SSP	4		Pirelli	5	5	1:44.291	1.611	0.701	132.8
6	73	Fernando Romero Suárez	SBK	2		Michelin	8	7	1:44.362	1.682	0.071	132.8
7	199	Pablo Llorente Vallejo	SBK	3		Dunlop	8	7	1:44.580	1.900	0.218	132.5
8	47	Hector Hernández Fernández	SSP	5		Dunlop	7	2	1:45.101	2.421	0.521	131.8
9	29	Vicente Sanz Blanco	SBK	4		Dunlop	8	7	1:45.178	2.498	0.077	131.7
10	495	Jonathan Villacañas Segura	SBK	5		Dunlop	8	7	1:45.213	2.533	0.035	131.7
11	7	Roberto Henche Gonzalez	SBK	6		Dunlop	9	8	1:45.263	2.583	0.050	131.6
12	52	Begoña Pereda Palomo	SBK	7		Dunlop	8	7	1:45.981	3.301	0.718	130.7
13	27	Gabriel Lomas Figueras	SBK	8		Pirelli	6	3	1:47.020	4.340	1.039	129.5
14	50	Rosa M Fabra Bessa	SSP	6		Dunlop	9	5	1:48.046	5.366	1.026	128.2
15	2	Roberto Amor Garcia	SBK	9		Dunlop	7	6	1:48.789	6.109	0.743	127.4
16	111	Israel Martínez Santos	SBK	10		Pirelli	6	5	1:49.041	6.361	0.252	127.1
17	13	Alejandro Gil Povea	SSP	7		Pirelli	8	6	1:49.288	6.608	0.247	126.8
18	98	Alejandro Vela Moreno	SBK	11		Pirelli	10	6	1:50.287	7.607	0.999	125.6
19	96	Ferran Terribas Fernandez	SSP	8		Metzeler	6	5	1:51.840	9.160	1.553	123.9
20	124	Aleksandar Stefanov Todorov	SSP	9			9	8	2:03.240	20.560	11.400	112.4
21	169	Andrea Argiolas	SBK	12		Dunlop	7	4	2:04.991	22.311	1.751	110.8
22	42	María Tenaguillo Orive	SSP	10		Dunlop	6	5	2:05.660	22.980	0.669	110.2

Publicado a las:.....

Temp Pista: **35.4 °C** Temp Aire: **18.0 °C** Humedad: **48 %** Estado Pista: **SECA**

Director Carrera:

Pedro Pablo Sampedro

607362-M

Cronometrador:


 María Jesús GAMAZO
 607361-M





Circuito de Madrid Jarama - RACE
MOTORBIKE CUP EASYRACE
ENTRENAMIENTO CALIFICATIVO 1
Resultados Provisionales por Categoría

SSP												
Clas	Nº	Piloto	Cat	Clas	Equipo	Neumático	Vtas.	Mejor	Tiempo	Dif 1º	Interval	Km/h
1	74	Brais Jato Copa	SSP	1		Pirelli	11	10	1:42.680			134.9
2	14	Luis Llorente Asensio	SSP	2		Dunlop	8	7	1:42.911	0.231	0.231	134.6
3	69	Aitor Gamarra Álvarez	SSP	3			6	5	1:43.590	0.910	0.679	133.7
4	777	Jesús Poo Collantes	SSP	4		Pirelli	5	5	1:44.291	1.611	0.701	132.8
5	47	Hector Hernández Fernández	SSP	5		Dunlop	7	2	1:45.101	2.421	0.810	131.8
6	50	Rosa M Fabra Bessa	SSP	6		Dunlop	9	5	1:48.046	5.366	2.945	128.2
7	13	Alejandro Gil Povea	SSP	7		Pirelli	8	6	1:49.288	6.608	1.242	126.8
8	96	Ferran Terribas Fernandez	SSP	8		Metzeler	6	5	1:51.840	9.160	2.552	123.9
9	124	Aleksandar Stefanov Todorov	SSP	9			9	8	2:03.240	20.560	11.400	112.4
10	42	María Tenaguillo Orive	SSP	10		Dunlop	6	5	2:05.660	22.980	2.420	110.2

SBK												
Clas	Nº	Piloto	Cat	Clas	Equipo	Neumático	Vtas.	Mejor	Tiempo	Dif 1º	Interval	Km/h
1	17	Juan De Leste Ramirez	SBK	1			12	11	1:43.142			134.3
2	73	Fernando Romero Suárez	SBK	2		Michelin	8	7	1:44.362	1.220	1.220	132.8
3	199	Pablo Llorente Vallejo	SBK	3		Dunlop	8	7	1:44.580	1.438	0.218	132.5
4	29	Vicente Sanz Blanco	SBK	4		Dunlop	8	7	1:45.178	2.036	0.598	131.7
5	495	Jonathan Villacañas Segura	SBK	5		Dunlop	8	7	1:45.213	2.071	0.035	131.7
6	7	Roberto Henche Gonzalez	SBK	6		Dunlop	9	8	1:45.263	2.121	0.050	131.6
7	52	Begoña Pereda Palomo	SBK	7		Dunlop	8	7	1:45.981	2.839	0.718	130.7
8	27	Gabriel Lomas Figueras	SBK	8		Pirelli	6	3	1:47.020	3.878	1.039	129.5
9	2	Roberto Amor Garcia	SBK	9		Dunlop	7	6	1:48.789	5.647	1.769	127.4
10	111	Israel Martinez Santos	SBK	10		Pirelli	6	5	1:49.041	5.899	0.252	127.1
11	98	Alejandro Vela Moreno	SBK	11		Pirelli	10	6	1:50.287	7.145	1.246	125.6
12	169	Andrea Argiolas	SBK	12		Dunlop	7	4	2:04.991	21.849	14.704	110.8


Publicado a las:.....

Temp Pista: **35.4 °C** Temp Aire: **18.0 °C** Humedad: **48 %** Estado Pista: **SECA**

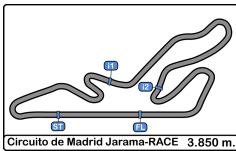
Director Carrera:

Pedro Pablo Sampedro
607362-M

Cronometrador:


María Jesús GAMAZO
607361-M





Circuito de Madrid Jarama - RACE
MOTORBIKE CUP EASYRACE
ENTRENAMIENTO CALIFICATIVO 1
Tiempos Por Vuelta

2 Roberto Amor Garcia Dunlop **17**

Juan De Leste Ramirez

SBK

Vta	D	Tiempo	Sector 1	Sector 2	Sector 3	T. Spd	Elapsed
1		10:59:20.339			10:59:20.339		10:59:20.339
2		1:52.163			11:01:12.502		11:01:12.502
3		3:37.077			11:04:49.579		11:04:49.579
4		1:49.023			11:06:38.602		11:06:38.602
5		1:49.855			11:08:28.457		11:08:28.457
6		1:48.789			11:10:17.246		11:10:17.246
7		2:07.584 P			11:12:24.830		11:12:24.830

SBK

Vta	D	Tiempo	Sector 1	Sector 2	Sector 3	T. Spd	Elapsed
1		10:59:20.482	10:58:12.623	37.717	30.142	112.8	10:59:20.482
2		1:47.594	42.752	35.976	28.866	196.3	11:01:08.076
3		1:45.767	40.494	36.100	29.173	194.5	11:02:53.843
4		1:45.335	40.367	35.719	29.249	193.8	11:04:39.178
5		1:45.821	41.101	35.882	28.838	192.1	11:06:24.999
6		1:48.392	41.537	37.286	29.569	200.7	11:08:13.391
7		1:46.916	40.768	36.459	29.689	192.1	11:10:00.307
8		1:57.627 P	40.778	35.983	40.866	191.8	11:11:57.934
9		13:54.549	12:50.015	35.854	28.680	123.0	11:25:52.483
10		1:43.992	39.922	35.459	28.611	201.8	11:27:36.475
11		1:43.142	39.671	35.047	28.424	198.5	11:29:19.617
12		2:01.933 P	44.532	39.863	37.538	165.6	11:31:21.550

7 Roberto Henche Gonzalez Dunlop

SBK

Vta	D	Tiempo	Sector 1	Sector 2	Sector 3	T. Spd	Elapsed
1		10:59:21.399	10:58:14.996	36.779	29.624	124.7	10:59:21.399
2		1:49.595	42.378	38.174	29.043	194.9	11:01:10.994
3		1:46.508	41.569	35.983	28.956	197.8	11:02:57.502
4		3:772			32.728		11:03:01.274
5		4:42.296	37.293	35.795	29.208	198.1	11:04:43.570
6		1:47.036	40.927	37.034	29.075	197.4	11:06:30.606
7		1:46.776	41.235	36.576	28.965	195.2	11:08:17.382
8		1:45.263	40.458	35.612	29.193	201.1	11:10:02.645
9		2:05.560 P	40.691	36.961	47.908	197.4	11:12:08.205

27 Gabriel Lomas Figueras Pirelli

SBK

Vta	D	Tiempo	Sector 1	Sector 2	Sector 3	T. Spd	Elapsed
1		10:59:30.463	10:58:21.870	39.018	29.575	115.1	10:59:30.463
2		1:49.905	42.642	37.828	29.435	177.6	11:01:20.368
3		1:47.020	41.682	36.510	28.828	179.4	11:03:07.388
4		1:47.607	42.030	36.836	28.741	173.6	11:04:54.995
5		1:49.404	42.981	37.091	29.332	163.6	11:06:44.399
6		2:08.377 P	43.495	41.504	43.378	174.7	11:08:52.776

13 Alejandro Gil Povea Pirelli

SSP

Vta	D	Tiempo	Sector 1	Sector 2	Sector 3	T. Spd	Elapsed
1		10:58:57.939	10:57:48.190	38.289	31.460	103.7	10:58:57.939
2		1:52.068	43.196	37.665	31.207	207.2	11:00:50.007
3		1:50.244	42.405	37.328	30.511	194.9	11:02:40.251
4		1:51.795	41.820	37.279	32.696	206.5	11:04:32.046
5		1:50.382	42.660	36.862	30.860	191.1	11:06:22.428
6		1:49.288	41.821	37.456	30.011	203.7	11:08:11.716
7		1:57.538 P	41.850	36.669	39.019	204.9	11:10:09.254
8		3:15.513 P	1:39.033	44.620	51.860	92.5	11:13:24.767

29 Vicente Sanz Blanco Dunlop

SBK

Vta	D	Tiempo	Sector 1	Sector 2	Sector 3	T. Spd	Elapsed
1		10:58:55.263	10:57:46.437	38.370	30.456	84.6	10:58:55.263
2		1:50.768	43.125	37.607	30.036	198.1	11:00:46.031
3		1:50.827	43.137	37.716	29.974	191.8	11:02:36.858
4		1:55.034	42.072	37.575	35.387	196.0	11:04:31.892
5		1:47.886	41.788	35.966	30.132	194.2	11:06:19.778
6		1:48.406	42.287	36.404	29.715	198.5	11:08:08.184
7		1:45.178	41.037	35.189	28.952	195.2	11:09:53.362
8		2:01.656 P	40.830	36.325	44.501	206.1	11:11:55.018

14 Luis Llorente Asensio Dunlop

SSP

Vta	D	Tiempo	Sector 1	Sector 2	Sector 3	T. Spd	Elapsed
1		10:58:07.798	10:56:59.949	37.223	30.626	107.0	10:58:07.798
2		1:54.917	44.527	38.542	31.848	233.2	11:00:02.715
3		1:47.861	42.279	36.024	29.558	209.7	11:01:50.576
4		1:44.300	40.172	34.690	29.438	228.8	11:03:34.876
5		1:47.657	41.675	36.432	29.550	234.2	11:05:22.533
6		1:43.829	40.427	34.446	28.956	220.8	11:07:06.362
7		1:42.911	39.867	34.363	28.681	224.0	11:08:49.273
8		1:53.702 P	40.109	35.041	38.552	221.7	11:10:42.975

42 María Tenaguillo Orive Dunlop

SSP

Vta	D	Tiempo	Sector 1	Sector 2	Sector 3	T. Spd	Elapsed
1		11:00:08.372	10:58:41.084	48.809	38.479	85.3	11:00:08.372
2		2:13.823	51.883	46.291	35.649	140.6	11:02:22.195
3		2:09.877	49.176	44.421	36.280	147.9	11:04:32.072
4		2:06.928	48.504	43.855	34.569	158.8	11:06:39.000
5		2:05.660	48.335	43.015	34.310	153.1	11:08:44.660
6		2:17.937 P	47.951	43.226	46.760	152.7	11:11:02.597

47 Hector Hernández Fernández Dunlop

SSP

Vta	D	Tiempo	Sector 1	Sector 2	Sector 3	T. Spd	Elapsed
1		10:59:04.454	10:57:58.508	36.090	29.856	96.6	10:59:04.454
2		1:45.101	40.755	34.782	29.564	197.0	11:00:49.555
3		1:46.795	40.478	36.287	30.030	208.0	11:02:36.350
4		1:45.307	40.333	35.366	29.608	210.1	11:04:21.657
5		1:45.586	40.080	36.520	28.986	208.4	11:06:07.243
6		2:04.079 P	39.980	45.693	38.406	209.3	11:08:11.322
7		4:43.328 P	3:18.199	41.702	43.427	97.9	11:12:54.650





Circuito de Madrid Jarama - RACE
MOTORBIKE CUP EASYRACE
ENTRENAMIENTO CALIFICATIVO 1
Tiempos Por Vuelta

50

Rosa M Fabra Bessa

Dunlop **74**

Brais Jato Copa

Pirelli

SSP

Vta	D	Tiempo	Sector 1	Sector 2	Sector 3	T. Spd	Elapsed
1		11:00:04.641	10:58:51.438	40.414	32.789	105.5	11:00:04.641
2		1:55.304	44.369	38.876	32.059	173.3	11:01:59.945
3		5:16.141	4:07.598	37.960	30.583	94.4	11:07:16.086
4		1:49.289	42.343	37.143	29.803	179.7	11:09:05.375
5		1:48.046	41.778	36.100	30.168	182.7	11:10:53.421
6		2:02.887 P	42.123	38.928	41.836	190.8	11:12:56.308
7		13:32.284	12:24.791	37.590	29.903	98.5	11:26:28.592
8		1:49.182	42.694	36.572	29.916	188.4	11:28:17.774
9		1:59.931 P	41.874	37.065	40.992	171.9	11:30:17.705

52

Begoña Pereda Palomo

Dunlop

SBK

Vta	D	Tiempo	Sector 1	Sector 2	Sector 3	T. Spd	Elapsed
1		11:00:01.891	10:58:49.734	40.103	32.054	106.6	11:00:01.891
2		1:50.567	43.456	37.614	29.497	190.4	11:01:52.458
3		1:49.069	42.474	36.822	29.773	180.0	11:03:41.527
4		1:47.219	41.910	36.284	29.025	177.0	11:05:28.746
5		1:48.489	42.633	36.643	29.213	177.0	11:07:17.235
6		1:48.326	42.122	36.948	29.256	189.4	11:09:05.561
7		1:45.981	40.675	36.140	29.166	196.7	11:10:51.542
8		2:31.764 P	46.846	53.486	51.432	170.3	11:13:23.306

69

Aitor Gamarra Álvarez

SSP

Vta	D	Tiempo	Sector 1	Sector 2	Sector 3	T. Spd	Elapsed
1		10:59:15.665	10:58:08.190	37.437	30.038	109.6	10:59:15.665
2		1:46.260	41.651	35.328	29.281	192.1	11:01:01.925
3		1:44.517	40.628	34.985	28.904	189.4	11:02:46.442
4		5:06.183	3:58.258	38.199	29.726	127.8	11:07:52.625
5		1:43.590	40.221	34.775	28.594	200.7	11:09:36.215
6		1:44.843	40.824	35.218	28.801	203.0	11:11:21.058
7			1:08.527			139.8	

73

Fernando Romero Suárez

Michelin

SBK

Vta	D	Tiempo	Sector 1	Sector 2	Sector 3	T. Spd	Elapsed
1		10:59:21.257	10:58:13.139	38.206	29.912	110.8	10:59:21.257
2		1:50.610	43.031	38.240	29.339	207.2	11:01:11.867
3		1:47.784	41.167	36.561	30.056	231.2	11:02:59.651
4		1:45.582	40.306	36.232	29.044	213.8	11:04:45.233
5		1:45.823	39.892	36.869	29.062	210.1	11:06:31.056
6		1:45.261	40.674	35.806	28.781	191.8	11:08:16.317
7		1:44.362	39.393	36.063	28.906	222.6	11:10:00.679
8		2:09.970 P	41.066	36.759	52.145	192.5	11:12:10.649

SSP

Vta	D	Tiempo	Sector 1	Sector 2	Sector 3	T. Spd	Elapsed
1		10:58:30.122	10:57:23.390	36.303	30.429	104.2	10:58:30.122
2		1:46.581	41.078	36.066	29.437	213.4	11:00:16.703
3		1:48.391	42.567	36.343	29.481	210.5	11:02:05.094
4		1:46.385	41.235	35.778	29.372	200.7	11:03:51.479
5		2:00.031 P	41.803	35.962	42.266	178.5	11:05:51.510
6		3:03.931	1:57.862	36.175	29.894	76.2	11:08:55.441
7		1:45.933	40.578	36.193	29.162	212.1	11:10:41.374
8		2:12.095 P	40.613	41.771	49.711	202.6	11:12:53.469
9		12:39.773	11:35.360	35.447	28.966	120.8	11:25:33.242
10		1:42.680	39.650	34.582	28.448	205.3	11:27:15.922
11		1:59.375 P	40.840	35.848	42.687	182.4	11:29:15.297

82

Jose Angel Mendoza Arranz

Dunlop

SBK

Vta	D	Tiempo	Sector 1	Sector 2	Sector 3	T. Spd	Elapsed
1			11:03:25.128	36.230		191.1	

96

Ferran Terribas Fernandez

Metzeler

SSP

Vta	D	Tiempo	Sector 1	Sector 2	Sector 3	T. Spd	Elapsed
1		10:58:24.098	10:57:11.083	41.020	31.995	108.5	10:58:24.098
2		1:55.080	44.816	38.857	31.407	181.2	11:00:19.178
3		1:55.483	44.118	39.934	31.431	184.3	11:02:14.661
4		5:53.440	4:41.991	39.109	32.340	79.4	11:08:08.101
5		1:51.840	43.421	37.952	30.467	181.2	11:09:59.941
6		2:13.132 P	46.138	39.447	47.547	194.5	11:12:13.073

98

Alejandro Vela Moreno

Pirelli

SBK

Vta	D	Tiempo	Sector 1	Sector 2	Sector 3	T. Spd	Elapsed
1		11:00:01.829	10:58:44.050	45.031	32.748	100.2	11:00:01.829
2		1:55.968	44.666	39.552	31.750	178.8	11:01:57.797
3		1:55.261	44.260	39.587	31.414	191.8	11:03:53.058
4		2:04.303 P	43.744	39.323	41.236	185.5	11:05:57.361
5		2:31.097	1:21.891	38.660	30.546	96.8	11:08:28.458
6		1:50.287	41.881	38.382	30.024	213.4	11:10:18.745
7		2:05.151 P	41.526	39.445	44.180	206.5	11:12:23.896
8		13:46.899	12:37.934	38.328	30.637	115.5	11:26:10.795
9		1:50.675	42.441	37.992	30.242	203.7	11:28:01.470
10		2:15.677 P	55.990	38.843	40.844	184.3	11:30:17.147

111

Israel Martinez Santos

Pirelli

SBK

Vta	D	Tiempo	Sector 1	Sector 2	Sector 3	T. Spd	Elapsed
1		10:58:54.066	10:57:44.747	38.650	30.669	121.2	10:58:54.066
2		1:51.725	43.957	37.369	30.399	195.2	11:00:45.791
3		1:50.639	42.531	37.671	30.437	188.8	11:02:36.430
4		1:49.369	41.908	37.380	30.081	198.5	11:04:25.799
5		1:49.041	41.778	36.909	30.354	195.2	11:06:14.840
6		2:00.202 P	42.421	38.231	39.550	192.8	11:08:15.042





Circuito de Madrid Jarama - RACE
MOTORBIKE CUP EASYRACE
ENTRENAMIENTO CALIFICATIVO 1
Tiempos Por Vuelta

124

Aleksandar Stefanov
 Todorov

SSP

Vta	D	Tiempo	Sector 1	Sector 2	Sector 3	T. Spd	Elapsed
1		11:00:04.293	10:58:43.774	44.768	35.751	92.6	11:00:04.293
2		2:05.443	48.177	42.579	34.687	186.2	11:02:09.736
3		2:04.845	47.203	42.633	35.009	184.9	11:04:14.581
4		2:15.306 P	46.832	42.782	45.692	205.3	11:06:29.887
5		3:04.040	1:47.158	42.484	34.398	63.8	11:09:33.927
6		2:15.762 P	46.453	42.721	46.588	196.0	11:11:49.689
7		14:47.404	13:30.828	42.033	34.543	87.6	11:26:37.093
8		2:03.240	46.168	42.399	34.673	203.0	11:28:40.333
9		2:21.526 P	50.216	44.492	46.818	170.6	11:31:01.859

169

Andrea Argiolas

Dunlop

SBK

Vta	D	Tiempo	Sector 1	Sector 2	Sector 3	T. Spd	Elapsed
1		10:59:55.771	10:58:36.490	43.771	35.510	80.2	10:59:55.771
2		2:07.316	48.614	43.356	35.346	169.8	11:02:03.087
3		2:06.609	48.788	43.443	34.378	170.0	11:04:09.696
4		2:04.991	47.417	42.328	35.246	170.3	11:06:14.687
5		2:06.560	48.556	42.362	35.642	170.3	11:08:21.247
6		2:05.654	47.835	43.232	34.587	181.8	11:10:26.901
7		2:25.146 P	46.536	49.106	49.504	174.7	11:12:52.047

199

Pablo Llorente Vallejo

Dunlop

SBK

Vta	D	Tiempo	Sector 1	Sector 2	Sector 3	T. Spd	Elapsed
1		10:58:55.208	10:57:46.036	38.317	30.855	85.5	10:58:55.208
2		1:51.284	43.509	37.754	30.021	184.9	11:00:46.492
3		1:48.248	42.380	36.321	29.547	195.2	11:02:34.740
4		1:47.658	40.270	36.885	30.503	218.6	11:04:22.398
5		1:47.671	40.887	36.521	30.263	207.6	11:06:10.069
6		1:45.560	41.340	35.211	29.009	219.9	11:07:55.629
7		1:44.580	39.980	35.126	29.474	214.2	11:09:40.209
8		1:45.255	40.053	35.199	30.003	210.9	11:11:25.464
9			1:05.222			144.9	

495

Jonathan Villacañas
 Segura

Dunlop

SBK

Vta	D	Tiempo	Sector 1	Sector 2	Sector 3	T. Spd	Elapsed
1		10:58:53.400	10:57:42.587	39.126	31.687	112.5	10:58:53.400
2		1:54.001	44.909	38.663	30.429	216.4	11:00:47.401
3		1:50.251	42.892	37.345	30.014	212.1	11:02:37.652
4		1:52.156	42.049	39.230	30.877	219.5	11:04:29.808
5		1:47.685	41.159	36.112	30.414	202.6	11:06:17.493
6		1:48.715	41.747	36.889	30.079	218.6	11:08:06.208
7		1:45.213	40.128	35.475	29.610	219.9	11:09:51.421
8		2:15.728 P	40.397	42.225	53.106	218.6	11:12:07.149

777

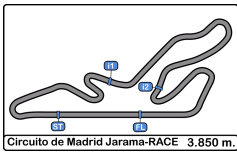
Jesús Poo Collantes

Pirelli

SSP

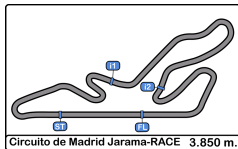
Vta	D	Tiempo	Sector 1	Sector 2	Sector 3	T. Spd	Elapsed
1		10:58:24.585	10:57:15.389	38.504	30.692	115.1	10:58:24.585
2		1:46.567	41.764	35.425	29.378	204.1	11:00:11.152
3		1:47.729	41.141	35.747	30.841	204.1	11:01:58.881
4		5:29.793	4:16.324	43.167	30.302	112.8	11:07:28.674
5		1:44.291	40.898	34.596	28.797	208.8	11:09:12.965
6			40.783			211.7	





Circuito de Madrid Jarama - RACE
MOTORBIKE CUP EASYRACE
ENTRENAMIENTO CALIFICATIVO 1
Mejores Sectores

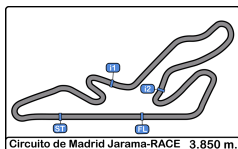
Sector - 1			Sector - 2			Sector - 3			Vta. Ideal vs Mejor Vta.						
Clas	Nº	Piloto	Tiempo	Nº	Piloto	Tiempo	Nº	Piloto	Tiempo	Clas	Nº	Piloto	Ideal Lap	Best Lap	Clas
1	7	Roberto Henche Gonzalez	37.293	14	Luis Llorente Asensio	34.363	17	Juan De Leste Ramirez	28.424	1	7	Roberto Henche	1:41.861	1:45.263	11
2	73	Fernando Romero Suárez	39.393	74	Brais Jato Copa	34.582	74	Brais Jato Copa	28.448	2	74	Brais Jato Copa	1:42.680	1:42.680	1
3	74	Brais Jato Copa	39.650	777	Jesús Poo Collantes	34.596	69	Aitor Gamarra Álvarez	28.594	3	14	Luis Llorente Asensio	1:42.911	1:42.911	2
4	17	Juan De Leste Ramirez	39.671	82	Jose Angel Mendoza Arranz	34.764	14	Luis Llorente Asensio	28.681	4	17	Juan De Leste Ramirez	1:43.142	1:43.142	3
5	14	Luis Llorente Asensio	39.867	69	Aitor Gamarra Álvarez	34.775	27	Gabriel Lomas Figueras	28.741	5	69	Aitor Gamarra Álvarez	1:43.590	1:43.590	4
6	47	Hector Hernández Fernández	39.980	47	Hector Hernández Fernández	34.782	73	Fernando Romero Suárez	28.781	6	47	Hector Hernández Fernández	1:43.748	1:45.101	8
7	19	Pablo Llorente Vallejo	39.980	17	Juan De Leste Ramirez	35.047	777	Jesús Poo Collantes	28.797	7	73	Fernando Romero	1:43.980	1:44.362	6
8	49	Jonathan Villacañas Segura	40.128	199	Pablo Llorente Vallejo	35.126	29	Vicente Sanz Blanco	28.952	8	199	Pablo Llorente Vallejo	1:44.115	1:44.580	7
9	69	Aitor Gamarra Álvarez	40.221	29	Vicente Sanz Blanco	35.189	7	Roberto Henche Gonzalez	28.956	9	777	Jesús Poo Collantes	1:44.176	1:44.291	5
10	52	Begoña Pereda Palomo	40.675	495	Jonathan Villacañas Segura	35.475	47	Hector Hernández Fernández	28.986	10	29	Vicente Sanz Blanco	1:44.971	1:45.178	9
11	77	Jesús Poo Collantes	40.783	7	Roberto Henche Gonzalez	35.612	199	Pablo Llorente Vallejo	29.009	11	495	Jonathan Villacañas Segura	1:45.213	1:45.213	10
12	29	Vicente Sanz Blanco	40.830	73	Fernando Romero Suárez	35.806	52	Begoña Pereda Palomo	29.025	12	52	Begoña Pereda Palomo	1:45.840	1:45.981	12
13	98	Alejandro Vela Moreno	41.526	50	Rosa M Fabra Bessa	36.100	495	Jonathan Villacañas Segura	29.610	13	27	Gabriel Lomas Figueras	1:46.933	1:47.020	13
14	27	Gabriel Lomas Figueras	41.682	52	Begoña Pereda Palomo	36.140	50	Rosa M Fabra Bessa	29.803	14	50	Rosa M Fabra Bessa	1:47.681	1:48.046	14
15	50	Rosa M Fabra Bessa	41.778	27	Gabriel Lomas Figueras	36.510	13	Alejandro Gil Povea	30.011	15	13	Alejandro Gil Povea	1:48.500	1:49.288	17
16	11	Israel Martinez Santos	41.778	13	Alejandro Gil Povea	36.669	98	Alejandro Vela Moreno	30.024	16	111	Israel Martinez Santos	1:48.768	1:49.041	16
17	13	Alejandro Gil Povea	41.820	111	Israel Martinez Santos	36.909	111	Israel Martinez Santos	30.081	17	98	Alejandro Vela Moreno	1:49.542	1:50.287	18
18	96	Ferran Terribas Fernandez	43.421	96	Ferran Terribas Fernandez	37.952	96	Ferran Terribas Fernandez	30.467	18	96	Ferran Terribas Fernandez	1:51.840	1:51.840	19
19	12	Aleksandar Stefanov Todorov	46.168	98	Alejandro Vela Moreno	37.992	42	María Tenaguillo Orive	34.310	19	124	Aleksandar Stefanov Todorov	2:02.599	2:03.240	20
20	16	Andrea Argiolas	46.536	124	Aleksandar Stefanov Todorov	42.033	169	Andrea Argiolas	34.378	20	169	Andrea Argiolas	2:03.242	2:04.991	21
21	42	María Tenaguillo Orive	47.951	169	Andrea Argiolas	42.328	124	Aleksandar Stefanov Todorov	34.398	21	42	María Tenaguillo Orive	2:05.276	2:05.660	22
22	82	Jose Angel Mendoza Arranz	Transpo	42	María Tenaguillo Orive	43.015	2	Roberto Amor Garcia	Transpo	22	82	Jose Angel Mendoza Arranz	Transpo	Transpo	23
23	2	Roberto Amor Garcia	Transpo	2	Roberto Amor Garcia	Transpo	82	Jose Angel Mendoza Arranz	Transpo	23	2	Roberto Amor Garcia	Transpo	1:48.789	15



Circuito de Madrid Jarama - RACE
MOTORBIKE CUP EASYRACE
ENTRENAMIENTO CALIFICATIVO 1

5 Mejores Tiempos

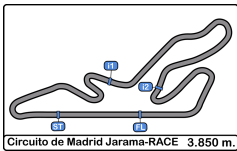
Cls	Nº	Piloto	Cat	Cls	Equipo	Neumático	Mejor 1		Mejor 2		Mejor 3		Mejor 4		Mejor 5	
							Tiemp	Vta	Tiemp	Vta	Tiemp	Vta	Tiemp	Vta	Tiemp	Vta
1	74	Brais Jato Copa	SSP	1		Pirelli	1:42.680	10	1:45.933	7	1:46.385	4	1:46.581	2	1:48.391	3
2	14	Luis Llorente Asensio	SSP	2		Dunlop	1:42.911	7	1:43.829	6	1:44.300	4	1:47.657	5	1:47.861	3
3	17	Juan De Leste Ramirez	SBK	1			1:43.142	11	1:43.992	10	1:45.335	4	1:45.767	3	1:45.821	5
4	69	Aitor Gamarra Álvarez	SSP	3			1:43.590	5	1:44.517	3	1:46.260	2	5:06.183	4		
5	777	Jesús Poo Collantes	SSP	4		Pirelli	1:44.291	5	1:46.567	2	1:47.729	3	5:29.793	4		
6	73	Fernando Romero Suárez	SBK	2		Michelin	1:44.362	7	1:45.261	6	1:45.582	4	1:45.823	5	1:47.784	3
7	199	Pablo Llorente Vallejo	SBK	3		Dunlop	1:44.580	7	1:45.560	6	1:47.658	4	1:47.671	5	1:48.248	3
8	47	Hector Hernández Fernández	SSP	5		Dunlop	1:45.101	2	1:45.307	4	1:45.586	5	1:46.795	3	2:04.079	6
9	29	Vicente Sanz Blanco	SBK	4		Dunlop	1:45.178	7	1:47.886	5	1:48.406	6	1:50.768	2	1:50.827	3
10	495	Jonathan Villacañas Segura	SBK	5		Dunlop	1:45.213	7	1:47.685	5	1:48.715	6	1:50.251	3	1:52.156	4
11	7	Roberto Henche Gonzalez	SBK	6		Dunlop	1:45.263	8	1:46.508	3	1:46.776	7	1:47.036	6	1:49.595	2
12	52	Begoña Pereda Palomo	SBK	7		Dunlop	1:45.981	7	1:47.219	4	1:48.326	6	1:48.489	5	1:49.069	3
13	27	Gabriel Lomas Figueras	SBK	8		Pirelli	1:47.020	3	1:47.607	4	1:49.404	5	1:49.905	2	2:08.377	6
14	50	Rosa M Fabra Bessa	SSP	6		Dunlop	1:48.046	5	1:49.182	8	1:49.289	4	1:55.304	2	1:59.931	9
15	2	Roberto Amor Garcia	SBK	9		Dunlop	1:48.789	6	1:49.023	4	1:49.855	5	1:52.163	2	3:37.077	3
16	111	Israel Martinez Santos	SBK	10		Pirelli	1:49.041	5	1:49.369	4	1:50.639	3	1:51.725	2	2:00.202	6
17	13	Alejandro Gil Povea	SSP	7		Pirelli	1:49.288	6	1:50.244	3	1:50.382	5	1:51.795	4	1:52.068	2
18	98	Alejandro Vela Moreno	SBK	11		Pirelli	1:50.287	6	1:50.675	9	1:55.261	3	1:55.968	2	2:04.303	4
19	96	Ferran Terribas Fernandez	SSP	8		Metzeler	1:51.840	5	1:55.080	2	1:55.483	3	5:53.440	4		
20	124	Aleksandar Stefanov Todorov	SSP	9			2:03.240	8	2:04.845	3	2:05.443	2	2:15.306	4	2:21.526	9
21	169	Andrea Argiolas	SBK	12		Dunlop	2:04.991	4	2:05.654	6	2:06.560	5	2:06.609	3	2:07.316	2
22	42	María Tenaguillo Orive	SSP	10		Dunlop	2:05.660	5	2:06.928	4	2:09.877	3	2:13.823	2	2:17.937	6
23	82	Jose Angel Mendoza Arranz	SBK	13		Dunlop										



Circuito de Madrid Jarama - RACE
MOTORBIKE CUP EASYRACE
ENTRENAMIENTO CALIFICATIVO 1
5 Mejores Velocidades

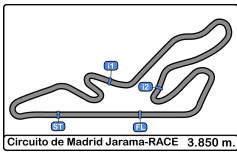
Circuito de Madrid Jarama-RACE 3.850 m.

Clas	Nº	Piloto	Cat	Cls	Equipo	Neumático	Top 1		Top 2		Top 3		Top 4		Top 5		Avg
							Km/h	Vta	Km/h	Vta	Km/h	Vta	Km/h	Vta	Km/h	Vta	
1	14	Luis Llorente Asensio	SSP	1		Dunlop	234.2	5	233.2	2	228.8	4	224.0	7	221.7	8	228.4
2	73	Fernando Romero Suárez	SBK	1		Michelin	231.2	3	222.6	7	213.8	4	210.1	5	207.2	2	217.0
3	199	Pablo Llorente Vallejo	SBK	2		Dunlop	219.9	6	218.6	4	214.2	7	210.9	8	207.6	5	214.2
4	495	Jonathan Villacañas Segura	SBK	3		Dunlop	219.9	7	219.5	4	218.6	6	218.6	8	216.4	2	218.6
5	777	Jesús Poo Collantes	SSP	2		Pirelli	216.0	4	211.7	6	208.8	5	204.1	2	204.1	3	208.9
6	74	Brais Jato Copa	SSP	3		Pirelli	213.4	2	212.1	7	210.5	3	205.3	10	202.6	8	208.8
7	98	Alejandro Vela Moreno	SBK	4		Pirelli	213.4	6	206.5	7	203.7	9	191.8	3	185.5	4	200.2
8	47	Hector Hernández Fernández	SSP	4		Dunlop	210.1	4	209.3	6	208.4	5	208.0	3	197.0	2	206.6
9	13	Alejandro Gil Povea	SSP	5		Pirelli	207.2	2	206.5	4	204.9	7	203.7	6	194.9	3	203.4
10	29	Vicente Sanz Blanco	SBK	5		Dunlop	206.1	8	198.5	6	198.1	2	196.0	4	195.2	7	198.8
11	124	Aleksandar Stefanov Todorov	SSP	6			205.3	4	203.0	8	196.0	6	186.2	2	184.9	3	195.0
12	69	Aitor Gamarra Álvarez	SSP	7			203.0	6	200.7	5	192.1	2	189.4	3	189.1	4	194.9
13	17	Juan De Leste Ramirez	SBK	6			201.8	10	200.7	6	198.5	11	196.3	2	194.5	3	198.4
14	7	Roberto Henche Gonzalez	SBK	7		Dunlop	201.1	8	198.1	5	197.8	3	197.4	6	197.4	9	198.3
15	111	Israel Martinez Santos	SBK	8		Pirelli	198.5	4	195.2	2	195.2	5	192.8	6	188.8	3	194.1
16	52	Begoña Pereda Palomo	SBK	9		Dunlop	196.7	7	190.4	2	189.4	6	180.0	3	177.0	4	186.7
17	82	Jose Angel Mendoza Arranz	SBK	10		Dunlop	196.7	1	196.3	1	191.1	1	121.3	1			176.3
18	96	Ferran Terribas Fernandez	SSP	8		Metzeler	194.5	6	184.3	3	181.2	2	181.2	5	178.5	4	183.9
19	50	Rosa M Fabra Bessa	SSP	9		Dunlop	190.8	6	188.4	8	182.7	5	179.7	4	173.3	2	183.0
20	169	Andrea Argiolas	SBK	11		Dunlop	181.8	6	174.7	7	170.3	4	170.3	5	170.0	3	173.4
21	27	Gabriel Lomas Figueras	SBK	12		Pirelli	179.4	3	177.6	2	174.7	6	173.6	4	163.6	5	173.8
22	42	María Tenaguillo Orive	SSP	10		Dunlop	158.8	4	153.1	5	152.7	6	147.9	3	140.6	2	150.6



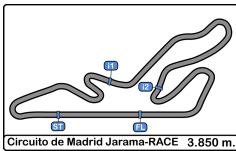
Circuito de Madrid Jarama - RACE
MOTORBIKE CUP EASYRACE
ENTRENAMIENTO CALIFICATIVO 1
Secuencia Vueltas Rápidas

<u>Vta</u>	<u>Hora Día</u>	<u>Tiempo Sesión</u>	<u>Nº Piloto</u>	<u>Cat</u>	<u>Equipo</u>	<u>Neumático</u>	<u>Tiempo</u>	<u>Km/h</u>
2	11:00:02.715	10:02.715	14 Luis Llorente Asensio	SSP		Dunlop	1:54.917	120.6
2	11:00:11.152	10:11.152	777 Jesús Poo Collantes	SSP		Pirelli	1:46.567	130.0
2	11:00:49.555	10:49.555	47 Hector Hernández Fernández	SSP		Dunlop	1:45.101	131.8
3	11:02:46.442	12:46.442	69 Aitor Gamarra Álvarez	SSP			1:44.517	132.6
4	11:03:34.876	13:34.876	14 Luis Llorente Asensio	SSP		Dunlop	1:44.300	132.8
6	11:07:06.362	17:06.362	14 Luis Llorente Asensio	SSP		Dunlop	1:43.829	133.4
7	11:08:49.273	18:49.273	14 Luis Llorente Asensio	SSP		Dunlop	1:42.911	134.6
10	11:27:15.922	37:15.922	74 Brais Jato Copa	SSP		Pirelli	1:42.680	134.9



Circuito de Madrid Jarama - RACE
MOTORBIKE CUP EASYRACE
ENTRENAMIENTO CALIFICATIVO 1
Mejor Máxima Velocidad del Evento

Nº	Piloto	Cat	Clas	Equipo	Neumático	Km/h	Sesión
14	Luis Llorente Asensio	SSP	1		Dunlop	234.2	ENTRENAMIENTO CALIFICATIVO 1
73	Fernando Romero Suárez	SBK	1		Michelin	231.2	ENTRENAMIENTO CALIFICATIVO 1
199	Pablo Llorente Vallejo	SBK	2		Dunlop	219.9	ENTRENAMIENTO CALIFICATIVO 1
495	Jonathan Villacañas Segura	SBK	3		Dunlop	219.9	ENTRENAMIENTO CALIFICATIVO 1
777	Jesús Poo Collantes	SSP	2		Pirelli	216.0	ENTRENAMIENTO CALIFICATIVO 1
74	Brais Jato Copa	SSP	3		Pirelli	213.4	ENTRENAMIENTO CALIFICATIVO 1
98	Alejandro Vela Moreno	SBK	4		Pirelli	213.4	ENTRENAMIENTO CALIFICATIVO 1
47	Hector Hernández Fernández	SSP	4		Dunlop	210.1	ENTRENAMIENTO CALIFICATIVO 1
13	Alejandro Gil Povea	SSP	5		Pirelli	207.2	ENTRENAMIENTO CALIFICATIVO 1
29	Vicente Sanz Blanco	SBK	5		Dunlop	206.1	ENTRENAMIENTO CALIFICATIVO 1
124	Aleksandar Stefanov Todorov	SSP	6			205.3	ENTRENAMIENTO CALIFICATIVO 1
69	Aitor Gamarra Álvarez	SSP	7			203.0	ENTRENAMIENTO CALIFICATIVO 1
17	Juan De Leste Ramirez	SBK	6			201.8	ENTRENAMIENTO CALIFICATIVO 1
7	Roberto Henche Gonzalez	SBK	7		Dunlop	201.1	ENTRENAMIENTO CALIFICATIVO 1
111	Israel Martinez Santos	SBK	8		Pirelli	198.5	ENTRENAMIENTO CALIFICATIVO 1
82	Jose Angel Mendoza Arranz	SBK	9		Dunlop	196.7	ENTRENAMIENTO CALIFICATIVO 1
52	Begoña Pereda Palomo	SBK	10		Dunlop	196.7	ENTRENAMIENTO CALIFICATIVO 1
96	Ferran Terribas Fernandez	SSP	8		Metzeler	194.5	ENTRENAMIENTO CALIFICATIVO 1
50	Rosa M Fabra Bessa	SSP	9		Dunlop	190.8	ENTRENAMIENTO CALIFICATIVO 1
169	Andrea Argiolas	SBK	11		Dunlop	181.8	ENTRENAMIENTO CALIFICATIVO 1
27	Gabriel Lomas Figueras	SBK	12		Pirelli	179.4	ENTRENAMIENTO CALIFICATIVO 1
42	María Tenaguillo Orive	SSP	10		Dunlop	158.8	ENTRENAMIENTO CALIFICATIVO 1



Circuito de Madrid Jarama - RACE
MOTORBIKE CUP EASYRACE
ENTRENAMIENTO CALIFICATIVO 1
Tiempos Parada en Pit

13 Alejandro Gil Povea Pirelli

SSP

Nº	Hora Día	Tiempo	Tiempo Salida	Tiempo Box	T. Box Total	Handicap	Diff.
1	11:10:05.966	11:10:05.966	11:11:06.103	1:00.137	1:00.137		

17 Juan De Leste Ramirez

SBK

Nº	Hora Día	Tiempo	Tiempo Salida	Tiempo Box	T. Box Total	Handicap	Diff.
1	11:11:53.859	11:11:53.859	11:24:09.672	12:15.813	12:15.813		

47 Hector Hernández Fernández Dunlop

SSP

Nº	Hora Día	Tiempo	Tiempo Salida	Tiempo Box	T. Box Total	Handicap	Diff.
1	11:08:08.541	11:08:08.541	11:10:40.960	2:32.419	2:32.419		

50 Rosa M Fabra Bessa Dunlop

SSP

Nº	Hora Día	Tiempo	Tiempo Salida	Tiempo Box	T. Box Total	Handicap	Diff.
1	11:03:58.357	11:03:58.357	11:05:17.199	1:18.842	1:18.842		
2	11:12:52.587	11:12:52.587	11:24:30.952	11:38.365	12:57.207		

69 Aitor Gamarra Álvarez

SSP

Nº	Hora Día	Tiempo	Tiempo Salida	Tiempo Box	T. Box Total	Handicap	Diff.
1	11:04:43.146	11:04:43.146	11:06:03.446	1:20.300	1:20.300		

74 Brais Jato Copa Pirelli

SSP

Nº	Hora Día	Tiempo	Tiempo Salida	Tiempo Box	T. Box Total	Handicap	Diff.
1	11:05:47.684	11:05:47.684	11:07:08.891	1:21.207	1:21.207		
2	11:12:49.628	11:12:49.628	11:23:50.928	11:01.300	12:22.507		

96 Ferran Terribas Fernandez Metzeler

SSP

Nº	Hora Día	Tiempo	Tiempo Salida	Tiempo Box	T. Box Total	Handicap	Diff.
1	11:04:14.865	11:04:14.865	11:06:13.042	1:58.177	1:58.177		

98 Alejandro Vela Moreno Pirelli

SBK

Nº	Hora Día	Tiempo	Tiempo Salida	Tiempo Box	T. Box Total	Handicap	Diff.
1	11:05:54.290	11:05:54.290	11:06:37.796	43.506	43.506		
2	11:12:19.261	11:12:19.261	11:24:20.272	12:01.011	12:44.517		

124 Aleksandar Stefanov Todorov

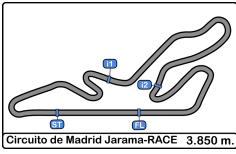
SSP

Nº	Hora Día	Tiempo	Tiempo Salida	Tiempo Box	T. Box Total	Handicap	Diff.
1	11:06:26.759	11:06:26.759	11:07:28.058	1:01.299	1:01.299		
2	11:11:45.770	11:11:45.770	11:24:33.736	12:47.966	13:49.265		

777 Jesús Poo Collantes Pirelli

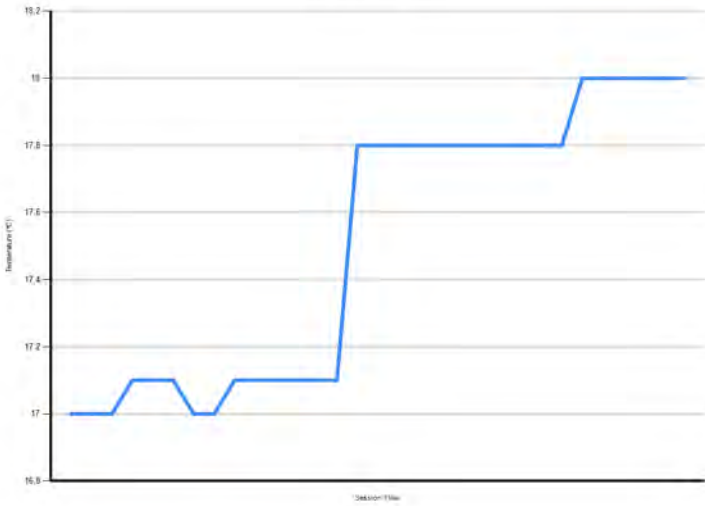
SSP

Nº	Hora Día	Tiempo	Tiempo Salida	Tiempo Box	T. Box Total	Handicap	Diff.
1	11:03:54.316	11:03:54.316	11:05:28.269	1:33.953	1:33.953		

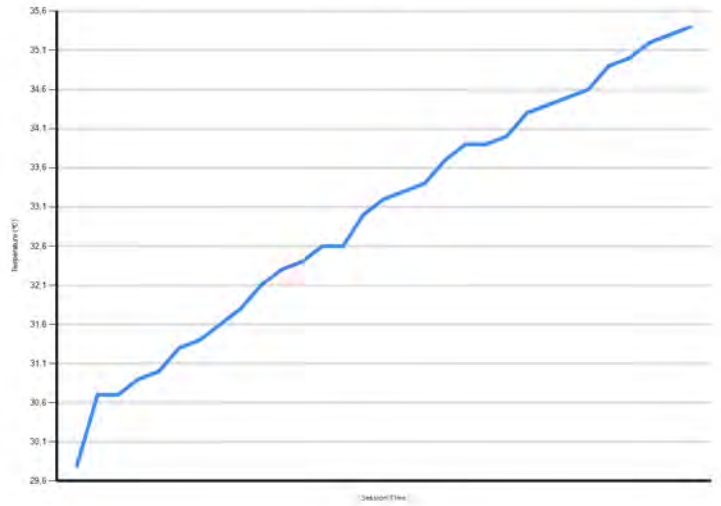


Circuito de Madrid Jarama - RACE
MOTORBIKE CUP EASYRACE
ENTRENAMIENTO CALIFICATIVO 1
Informe Meteorológico

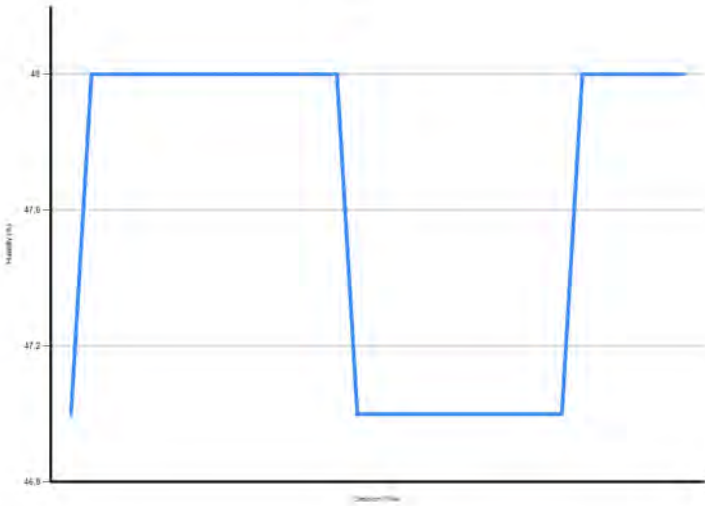
Temperatura Aire



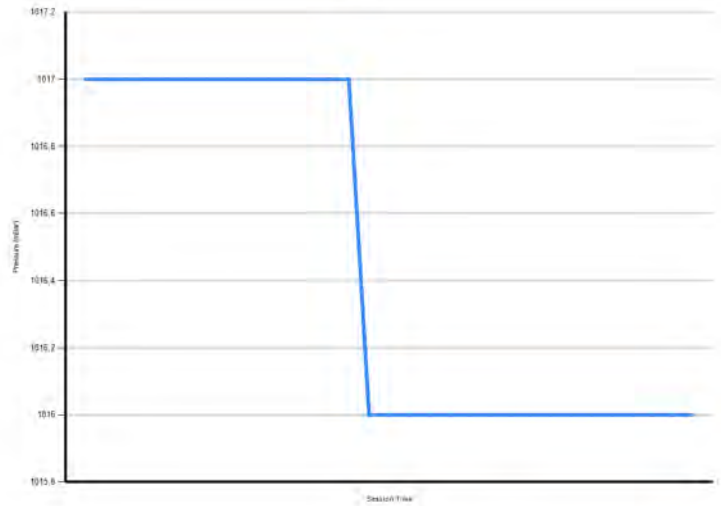
Temperatura Pista




Humedad



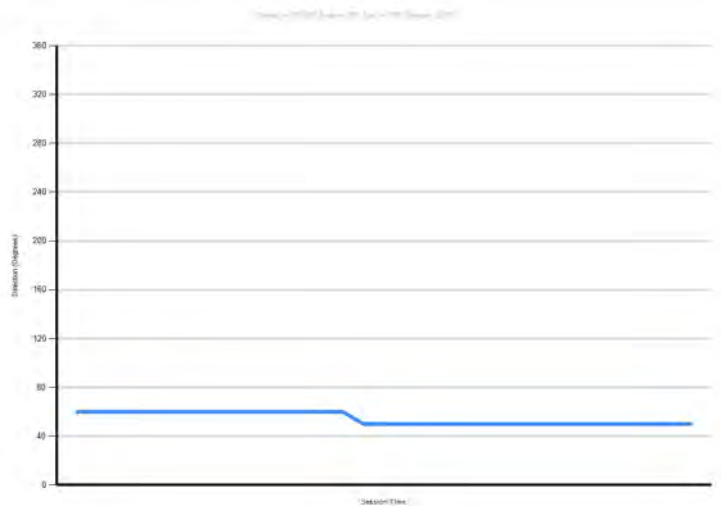
Presión

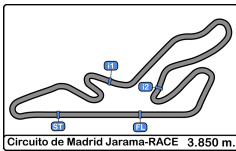


Velocidad Viento



Dirección Viento





Circuito de Madrid Jarama - RACI
COPA OPEN EASYRACE MOTOR
ENTRENAMIENTO CALIFICATIVO



Resultados Provisionales

Clas	Nº	Piloto	Cat	Clas	Equipo	Neumático	Vtas.	Mejor	Tiempo	Dif 1º	Interval	Km/h
1	8	Erik Morillas Cuenca	Elite- SBK	1		Dunlop	8	7	1:37.006			142.8
2	43	David Pérez Jiménez	SBK	1		Pirelli	9	9	1:38.201	1.195	1.195	141.1
3	117	Javier Grande	Elite- SBK	2		Pirelli	11	7	1:38.578	1.572	0.377	140.5
4	37	Jesus Leal Viñas	Elite- SBK	3		Michelin	10	4	1:39.916	2.910	1.338	138.7
5	63	José María Sanguino San Román	SBK	2		Dunlop	12	8	1:40.111	3.105	0.195	138.4
6	5	Roberto García Zárate	SSP	1		Pirelli	10	9	1:40.194	3.188	0.083	138.3
7	93	Roberto Sánchez-Camacho Cenci	SBK	3		Pirelli	8	6	1:40.231	3.225	0.037	138.2
8	89	Christian Garrido García	SSP	2		Dunlop	10	9	1:40.365	3.359	0.134	138.0
9	24	Goyo Rodríguez Aranda	SBK	4		Dunlop	10	9	1:41.418	4.412	1.053	136.6
10	67	David Robles Rubio	SBK	5		Dunlop	8	7	1:41.543	4.537	0.125	136.4
11	65	Jesus Alvarez Calleja	SSP	3		Pirelli	11	9	1:41.819	4.813	0.276	136.1
12	31	David Cenisergue Patiño	SBK	6		Dunlop	10	5	1:42.035	5.029	0.216	135.8
13	10	Juan F. Boisán Méndez	SBK	7		Dunlop	7	5	1:42.085	5.079	0.050	135.7
14	28	Jorge Santisteban	SBK	8		Michelin	10	6	1:42.251	5.245	0.166	135.5
15	16	Mikel Camara Menchaca	SBK	9		Pirelli	9	6	1:42.368	5.362	0.117	135.3
16	99	Josue Sanchez Arroyo	SSP	4		Dunlop	12	6	1:42.447	5.441	0.079	135.2
17	36	Marcos Alarcón Carboneras	SSP	5		Pirelli	10	7	1:42.740	5.734	0.293	134.9
18	76	Enrique Vela Alvarez	SBK	10		Pirelli	9	4	1:42.752	5.746	0.012	134.8
19	77	Javier Del Rio	SBK	11		Dunlop	6	3	1:43.223	6.217	0.471	134.2
20	88	Benjami Vallmanya Cucurull	SBK	12		Pirelli	8	6	1:43.506	6.500	0.283	133.9
21	34	Luis Utrilla Reyes	SSP	6		Michelin	10	9	1:43.893	6.887	0.387	133.4
22	18	Lorien Oliva Serrano	SBK	13		Michelin	10	9	1:44.641	7.635	0.748	132.4

Publicado a las:.....

Temp Pista: **37.9 °C** Temp Aire: **19.2 °C** Humedad: **48 %** Estado Pista: **SECA**

Director Carrera:

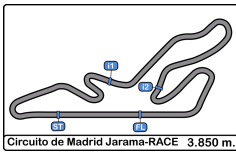
Pedro Pablo Sampedro

607362-M

Cronometrador:


 María Jesús GAMAZO
 607361-M





Circuito de Madrid Jarama - RACI
COPA OPEN EASYRACE MOTOR
ENTRENAMIENTO CALIFICATIVO



Resultados Provisionales por Categoría

Elite-SBK

Clas	Nº	Piloto	Cat	Clas	Equipo	Neumático	Vtas.	Mejor	Tiempo	Dif 1º	Interval	Km/h
1	8	Erik Morillas Cuenca	Elite-SBK	1		Dunlop	8	7	1:37.006			142.8
2	117	Javier Grande	Elite-SBK	2		Pirelli	11	7	1:38.578	1.572	1.572	140.5
3	37	Jesus Leal Viñas	Elite-SBK	3		Michelin	10	4	1:39.916	2.910	1.338	138.7

SBK

Clas	Nº	Piloto	Cat	Clas	Equipo	Neumático	Vtas.	Mejor	Tiempo	Dif 1º	Interval	Km/h
1	43	David Pérez Jiménez	SBK	1		Pirelli	9	9	1:38.201			141.1
2	63	José María Sanguino San Román	SBK	2		Dunlop	12	8	1:40.111	1.910	1.910	138.4
3	93	Roberto Sánchez-Camacho Cenci	SBK	3		Pirelli	8	6	1:40.231	2.030	0.120	138.2
4	24	Goyo Rodríguez Aranda	SBK	4		Dunlop	10	9	1:41.418	3.217	1.187	136.6
5	67	David Robles Rubio	SBK	5		Dunlop	8	7	1:41.543	3.342	0.125	136.4
6	31	David Cenisergue Patiño	SBK	6		Dunlop	10	5	1:42.035	3.834	0.492	135.8
7	10	Juan F. Boisán Méndez	SBK	7		Dunlop	7	5	1:42.085	3.884	0.050	135.7
8	28	Jorge Santisteban	SBK	8		Michelin	10	6	1:42.251	4.050	0.166	135.5
9	16	Mikel Camara Menchaca	SBK	9		Pirelli	9	6	1:42.368	4.167	0.117	135.3
10	76	Enrique Vela Alvarez	SBK	10		Pirelli	9	4	1:42.752	4.551	0.384	134.8
11	77	Javier Del Rio	SBK	11		Dunlop	6	3	1:43.223	5.022	0.471	134.2
12	88	Benjami Vallmanya Cucurull	SBK	12		Pirelli	8	6	1:43.506	5.305	0.283	133.9
13	18	Lorien Oliva Serrano	SBK	13		Michelin	10	9	1:44.641	6.440	1.135	132.4

SSP

Clas	Nº	Piloto	Cat	Clas	Equipo	Neumático	Vtas.	Mejor	Tiempo	Dif 1º	Interval	Km/h
1	5	Roberto García Zárate	SSP	1		Pirelli	10	9	1:40.194			138.3
2	89	Christian Garrido Garcia	SSP	2		Dunlop	10	9	1:40.365	0.171	0.171	138.0
3	65	Jesus Alvarez Calleja	SSP	3		Pirelli	11	9	1:41.819	1.625	1.454	136.1
4	99	Josue Sanchez Arroyo	SSP	4		Dunlop	12	6	1:42.447	2.253	0.628	135.2
5	36	Marcos Alarcón Carboneras	SSP	5		Pirelli	10	7	1:42.740	2.546	0.293	134.9
6	34	Luis Utrilla Reyes	SSP	6		Michelin	10	9	1:43.893	3.699	1.153	133.4

Publicado a las:.....

Temp Pista: 37.9 °C Temp Aire: 19.2 °C Humedad: 48 % Estado Pista: SECA

Director Carrera:

Pedro Pablo Sampedro

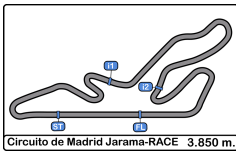
607362-M

Cronometrador:

María Jesús GAMAZO

607361-M





Circuito de Madrid Jarama - RACI
COPA OPEN EASYRACE MOTOR
ENTRENAMIENTO CALIFICATIVO
Tiempos Por Vuelta



5 Roberto García Zárate Pirelli **18** Lorien Oliva Serrano Michelin

SSP							SBK								
Vta	D	Tiempo	Sector 1	Sector 2	Sector 3	T. Spd	Elapsed	Vta	D	Tiempo	Sector 1	Sector 2	Sector 3	T. Spd	Elapsed
1		11:34:46.059	11:33:42.044	35.308	28.707	115.7	11:34:46.059	1		11:34:51.107	11:33:44.822	36.516	29.769	105.4	11:34:51.107
2		1:41.584	39.378	33.914	28.292	212.5	11:36:27.643	2		1:46.029	40.897	35.739	29.393	197.4	11:36:37.136
3		1:40.955	39.137	33.560	28.258	213.0	11:38:08.598	3		1:45.121	40.504	35.273	29.344	197.0	11:38:22.257
4		1:40.343	38.801	33.492	28.050	219.9	11:39:48.941	4		1:45.202	40.328	35.459	29.415	213.4	11:40:07.459
5		1:40.331	38.979	33.380	27.972	220.4	11:41:29.272	5		1:46.702	40.448	36.741	29.513	201.4	11:41:54.161
6		1:47.807 P	39.359	34.263	34.185	221.7	11:43:17.079	6		1:45.365	40.400	35.712	29.253	205.3	11:43:39.526
7		5:32.419 P	4:25.656	33.656	33.107	116.6	11:48:49.498	7		1:45.579	40.667	35.553	29.359	210.5	11:45:25.105
8		2:21.491	1:19.247	33.849	28.395	111.8	11:51:10.989	8		1:45.423	40.730	35.630	29.063	190.1	11:47:10.528
9		1:40.194	38.839	33.397	27.958	226.8	11:52:51.183	9		1:44.641	40.091	35.283	29.267	215.5	11:48:55.169
10		2:14.702 P	58.434	36.948	39.320	208.0	11:55:05.885	10		1:52.426 P	40.256	35.842	36.328	219.5	11:50:47.595

8 Erik Morillas Cuenca Dunlop **24** Goyo Rodriguez Aranda Dunlop

Elite-SBK							SBK								
Vta	D	Tiempo	Sector 1	Sector 2	Sector 3	T. Spd	Elapsed	Vta	D	Tiempo	Sector 1	Sector 2	Sector 3	T. Spd	Elapsed
1		11:35:05.228			11:35:05.228		11:35:05.228	1		11:35:10.954	11:34:02.779	38.302	29.873	114.1	11:35:10.954
2		4:59.911			11:40:05.139		11:40:05.139	2		1:46.933	42.083	36.004	28.846	183.3	11:36:57.887
3		1:42.643			11:41:47.782		11:41:47.782	3		1:44.616	40.335	35.375	28.906	194.9	11:38:42.503
4		1:38.889			11:43:26.671		11:43:26.671	4		1:55.357 P	40.251	35.902	39.204	190.8	11:40:37.860
5		1:55.219 P			11:45:21.890		11:45:21.890	5		4:05.420	3:01.355	35.692	28.373	82.3	11:44:43.280
6		4:18.754			11:49:40.644		11:49:40.644	6		1:42.779	39.688	34.728	28.363	194.2	11:46:26.059
7		1:37.006			11:51:17.650		11:51:17.650	7		1:42.379	39.771	34.416	28.192	193.2	11:48:08.438
8		3:27.783 P			11:54:45.433		11:54:45.433	8		1:42.333	39.615	34.669	28.049	200.0	11:49:50.771
9		1:41.418						9		1:41.418	39.186	34.254	27.978	203.0	11:51:32.189
10		1:56.537 P						10		1:56.537 P	39.673	35.855	41.009	201.8	11:53:28.726

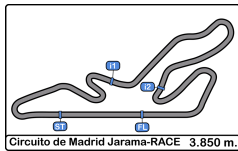
10 Juan F. Boisán Méndez Dunlop Jorge Santisteban Michelin

SBK							SBK								
Vta	D	Tiempo	Sector 1	Sector 2	Sector 3	T. Spd	Elapsed	Vta	D	Tiempo	Sector 1	Sector 2	Sector 3	T. Spd	Elapsed
1		11:35:07.599	11:34:01.098	36.916	29.585	126.1	11:35:07.599	1		11:34:59.512	11:33:52.261	38.017	29.234	120.6	11:34:59.512
2		1:43.674	39.769	35.331	28.574	225.0	11:36:51.273	2		1:44.871	40.486	35.565	28.820	194.9	11:36:44.383
3		1:42.793	39.317	34.945	28.531	225.4	11:38:34.066	3		1:45.537	40.840	35.918	28.779	196.3	11:38:29.920
4		1:42.376	39.364	34.446	28.566	222.6	11:40:16.442	4		1:46.963	42.654	35.672	28.637	195.6	11:40:16.883
5		1:42.085	39.280	34.186	28.619	227.8	11:41:58.527	5		1:43.422	40.371	34.916	28.135	187.5	11:42:00.305
6		1:42.267	39.602	34.166	28.499	217.7	11:43:40.794	6		1:42.251	39.441	34.777	28.033	193.8	11:43:42.556
7		1:52.977 P	39.560	34.214	39.203	219.5	11:45:33.771	7		1:42.429	39.308	34.468	28.653	190.4	11:45:24.985
8								8		1:42.533	39.535	34.916	28.082	190.1	11:47:07.518
9								9		1:42.973	39.682	35.188	28.103	194.5	11:48:50.491
10								10		1:55.082 P	39.830	35.369	39.883	202.2	11:50:45.573

16 Mikel Camara Menchaca Pirelli David Cenisergue Patiño Dunlop

SBK							SBK								
Vta	D	Tiempo	Sector 1	Sector 2	Sector 3	T. Spd	Elapsed	Vta	D	Tiempo	Sector 1	Sector 2	Sector 3	T. Spd	Elapsed
1		11:34:51.830	11:33:46.786	35.726	29.318	105.3	11:34:51.830	1		11:35:07.483	11:34:00.762	36.946	29.775	132.1	11:35:07.483
2		1:45.348	41.216	35.089	29.043	215.5	11:36:37.178	2		1:44.525	40.610	35.427	28.488	206.8	11:36:52.008
3		1:42.780	39.179	34.968	28.633	217.3	11:38:19.958	3		1:51.798 P	39.495	34.769	37.534	220.8	11:38:43.806
4		1:51.991 P	40.054	35.224	36.713	209.3	11:40:11.949	4		3:26.413	2:23.976	34.242	28.195	100.6	11:42:10.219
5		3:22.190	2:19.238	34.341	28.611	69.6	11:43:34.139	5		1:42.035	39.581	34.308	28.146	206.5	11:43:52.254
6		1:42.368	39.102	34.393	28.873	207.6	11:45:16.507	6		1:42.526	39.545	34.797	28.184	208.8	11:45:34.780
7		1:43.881	39.992	35.293	28.596	215.5	11:47:00.388	7		1:43.067	39.456	35.174	28.437	206.8	11:47:17.847
8		1:42.680	39.736	34.300	28.644	206.1	11:48:43.068	8		1:43.408	39.767	34.815	28.826	199.2	11:49:01.255
9		1:54.024 P	41.287	35.449	37.288	193.2	11:50:37.092	9		1:42.198	39.378	34.535	28.285	211.7	11:50:43.453
10								10		1:59.836 P	42.411	37.542	39.883	210.9	11:52:43.289





Circuito de Madrid Jarama - RACI
COPA OPEN EASYRACE MOTOR
ENTRENAMIENTO CALIFICATIVO
Tiempos Por Vuelta



34 Luis Utrilla Reyes Michelin **63** José Maria Sanguino San Roman Dunlop

SSP

SBK

Vta	D	Tiempo	Sector 1	Sector 2	Sector 3	T. Spd	Elapsed	Vta	D	Tiempo	Sector 1	Sector 2	Sector 3	T. Spd	Elapsed
1		11:34:52.880	11:33:47.881	35.733	29.266	108.0	11:34:52.880	1		11:34:20.726	11:33:13.833	37.229	29.664	115.5	11:34:20.726
2		1:45.109	41.155	34.992	28.962	224.0	11:36:37.989	2		1:44.551	40.249	35.479	28.823	209.3	11:36:05.277
3		1:46.917	41.690	35.859	29.368	234.7	11:38:24.906	3		1:43.270	39.733	35.126	28.411	210.5	11:37:48.547
4		1:44.483	40.279	35.111	29.093	216.4	11:40:09.389	4		1:42.106	39.333	34.575	28.198	207.2	11:39:30.653
5		1:57.929	52.121	36.514	29.294	232.2	11:42:07.318	5		1:41.432	38.932	34.566	27.934	206.1	11:41:12.085
6		1:44.411	40.477	34.956	28.978	209.7	11:43:51.729	6		1:40.770	38.844	34.101	27.825	213.0	11:42:52.855
7		1:44.127	40.655	34.828	28.644	194.9	11:45:35.856	7		1:40.153	38.514	33.878	27.761	210.1	11:44:33.008
8		1:43.921	40.221	34.851	28.849	227.3	11:47:19.777	8		1:40.111	38.348	33.965	27.798	213.4	11:46:13.119
9		1:43.893	40.271	34.748	28.874	232.7	11:49:03.670	9		1:51.867	44.874	39.118	27.875	208.8	11:48:04.986
10		1:56.411 P	40.908	36.562	38.941	221.7	11:51:00.081	10		1:42.306	39.067	34.905	28.334	223.6	11:49:47.292

36 Marcos Alarcón Carboneras Pirelli **65** Jesus Alvarez Calleja Pirelli

SSP

SSP

Vta	D	Tiempo	Sector 1	Sector 2	Sector 3	T. Spd	Elapsed	Vta	D	Tiempo	Sector 1	Sector 2	Sector 3	T. Spd	Elapsed
1		11:35:11.830	11:34:03.178	38.256	30.396	125.0	11:35:11.830	1		11:34:47.387	11:33:41.425	35.968	29.994	100.4	11:34:47.387
2		1:49.638	41.907	35.849	31.882	199.6	11:37:01.468	2		1:46.817	41.193	36.261	29.363	187.1	11:36:34.204
3		1:44.283	40.999	34.562	28.722	202.6	11:38:45.751	3		1:45.534	40.548	35.958	29.028	187.5	11:38:19.738
4		1:48.702	40.184	34.173	34.345	206.1	11:40:34.453	4		1:45.401	40.457	35.454	29.490	189.8	11:40:05.139
5		1:43.278	40.244	34.376	28.658	202.6	11:42:17.731	5		1:43.633	39.900	35.161	28.572	192.5	11:41:48.772
6		1:42.768	39.870	34.362	28.536	213.8	11:44:00.499	6		1:42.613	39.732	34.327	28.554	198.1	11:43:31.385
7		1:42.740	39.771	34.236	28.733	204.1	11:45:43.239	7		1:42.903	40.041	34.342	28.520	196.3	11:45:14.288
8		1:44.865	39.982	35.895	28.988	200.3	11:47:28.104	8		1:43.116	40.091	34.186	28.839	195.2	11:46:57.404
9		1:42.789	39.909	34.383	28.497	207.2	11:49:10.893	9		1:41.819	39.563	34.023	28.233	201.1	11:48:39.223
10		2:04.973 P	40.202	37.267	47.504	205.7	11:51:15.866	10		1:43.896	39.701	35.443	28.752	200.7	11:50:23.119

37 Jesus Leal Viñas Michelin **67** David Robles Rubio Dunlop

Elite-SBK

SBK

Vta	D	Tiempo	Sector 1	Sector 2	Sector 3	T. Spd	Elapsed	Vta	D	Tiempo	Sector 1	Sector 2	Sector 3	T. Spd	Elapsed
1		11:35:20.081	11:34:05.970	39.999	34.112	103.4	11:35:20.081	1		11:35:00.563	11:33:51.993	38.839	29.731	120.9	11:35:00.563
2		1:42.346	39.358	34.635	28.353	220.8	11:37:02.427	2		1:45.545	41.291	35.517	28.737	193.2	11:36:46.108
3		1:43.374	40.356	35.180	27.838	213.4	11:38:45.801	3		1:43.900	39.960	35.440	28.500	194.9	11:38:30.008
4		1:39.916	38.336	33.721	27.859	229.7	11:40:25.717	4		1:43.282	40.007	34.838	28.437	189.4	11:40:13.290
5		1:50.503 P	39.718	35.402	35.383	199.6	11:42:16.220	5		1:42.987	39.998	34.658	28.331	197.4	11:41:56.277
6		4:29.974	3:22.324	39.053	28.597	110.3	11:46:46.194	6		1:43.078	39.852	34.727	28.499	200.3	11:43:39.355
7		1:40.423	38.512	33.895	28.016	213.8	11:48:26.617	7		1:41.543	39.374	34.102	28.067	203.7	11:45:20.898
8		1:39.965	38.691	33.573	27.701	214.7	11:50:06.582	8		1:53.972 P	40.026	35.161	38.785	205.7	11:47:14.870
9		1:43.752	38.361	35.263	30.128	219.0	11:51:50.334								
10		1:40.690	39.002	33.833	27.855	204.9	11:53:31.024								
11		1:28.199	38.797			185.2									

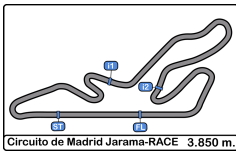
43 David Pérez Jiménez Pirelli **76** Enrique Vela Alvarez Pirelli

SBK

SBK

Vta	D	Tiempo	Sector 1	Sector 2	Sector 3	T. Spd	Elapsed	Vta	D	Tiempo	Sector 1	Sector 2	Sector 3	T. Spd	Elapsed
1		11:35:03.971	11:33:59.015	35.818	29.138	135.0	11:35:03.971	1		11:35:07.956	11:34:02.391	36.438	29.127	118.0	11:35:07.956
2		1:40.500	38.567	33.941	27.992	225.0	11:36:44.471	2		1:45.179	40.573	35.393	29.213	207.6	11:36:53.135
3		1:39.057	37.904	33.642	27.511	237.8	11:38:23.528	3		1:42.801	39.935	34.438	28.428	197.0	11:38:35.936
4		1:41.757	38.150	34.337	29.270	232.2	11:40:05.285	4		1:42.752	39.697	34.623	28.432	206.1	11:40:18.688
5		1:42.326	38.510	35.633	28.183	217.3	11:41:47.611	5		1:43.045	40.108	34.679	28.258	199.2	11:42:01.733
6		1:39.606	38.903	33.413	27.290	224.0	11:43:27.217	6		1:51.871 P	39.962	35.086	36.823	192.5	11:43:53.604
7		1:39.392	37.940	34.200	27.252	223.1	11:45:06.609	7		3:00.033	1:56.119	35.192	28.722	108.7	11:46:53.637
8		1:39.042	38.491	33.249	27.302	218.1	11:46:45.651	8		1:43.828	40.340	34.935	28.553	199.2	11:48:37.465
9		1:38.201	37.729	33.198	27.274	236.8	11:48:23.852	9		1:54.401 P	41.018	35.774	37.609	198.8	11:50:31.866
10			37.478	33.020		234.2									





Circuito de Madrid Jarama - RACI
 COPA OPEN EASYRACE MOTOR
 ENTRENAMIENTO CALIFICATIVO
Tiempos Por Vuelta



77

Javier Del Rio

Dunlop 99

Josue Sanchez Arroyo

Dunlop

SBK

SSP

Vta	D	Tiempo	Sector 1	Sector 2	Sector 3	T. Spd	Elapsed	Vta	D	Tiempo	Sector 1	Sector 2	Sector 3	T. Spd	Elapsed
1		11:35:05.979	11:33:58.168	37.618	30.193	109.0	11:35:05.979	1		11:35:05.227	11:33:57.075	37.763	30.389	95.4	11:35:05.227
2		1:44.640	40.393	35.556	28.691	221.7	11:36:50.619	2		1:47.684	41.565	36.231	29.888	205.3	11:36:52.911
3		1:43.223	39.203	35.393	28.627	219.0	11:38:33.842	3		1:44.403	40.823	34.844	28.736	197.4	11:38:37.314
4		1:43.879	40.178	35.200	28.501	210.9	11:40:17.721	4		1:43.623	40.161	34.843	28.619	209.7	11:40:20.937
5		1:43.227	39.314	35.458	28.455	204.1	11:42:00.948	5		1:43.425	40.502	34.509	28.414	206.8	11:42:04.362
6		1:49.480 P	39.396	35.063	35.021	208.0	11:43:50.428	6		1:42.447	39.822	34.156	28.469	197.8	11:43:46.809

88

Benjami Vallmanya
Cucurull

Pirelli

SBK

Vta	D	Tiempo	Sector 1	Sector 2	Sector 3	T. Spd	Elapsed	Vta	D	Tiempo	Sector 1	Sector 2	Sector 3	T. Spd	Elapsed
1		11:34:47.616	11:33:41.636	36.827	29.153	90.6	11:34:47.616	7		1:42.969	39.927	34.322	28.720	197.4	11:45:29.778
2		1:45.968	40.402	36.350	29.216	196.0	11:36:33.584	8		1:43.231	40.347	34.496	28.388	198.8	11:47:13.009
3		1:45.694	40.845	35.774	29.075	197.4	11:38:19.278	9		1:43.288	39.969	34.768	28.551	201.1	11:48:56.297
4		1:44.291	40.269	35.179	28.843	196.7	11:40:03.569	10		1:44.584	39.559	35.644	29.381	208.8	11:50:40.881
5		1:43.846	39.808	35.341	28.697	197.8	11:41:47.415	11		1:46.002	40.958	36.078	28.966	195.2	11:52:26.883
6		1:43.506	40.206	34.827	28.473	202.2	11:43:30.921	12		2:38.815 P	1:11.520	38.476	48.819	194.5	11:55:05.698

117

Javier Grande

Pirelli

Elite-SBK

Vta	D	Tiempo	Sector 1	Sector 2	Sector 3	T. Spd	Elapsed	Vta	D	Tiempo	Sector 1	Sector 2	Sector 3	T. Spd	Elapsed
1		11:35:06.575	11:34:03.446	34.908	28.221	115.6	11:35:06.575	1		1:41.564	39.562	34.216	27.786	219.5	11:36:48.139
2		1:41.564	39.562	34.216	27.786	219.5	11:36:48.139	3		1:39.725	38.228	34.059	27.438	226.8	11:38:27.864
3		1:39.725	38.228	34.059	27.438	226.8	11:38:27.864	4		1:39.339	38.135	33.699	27.505	224.5	11:40:07.203
4		1:39.339	38.135	33.699	27.505	224.5	11:40:07.203	5		1:40.578	38.015	34.446	28.117	227.8	11:41:47.781
5		1:40.578	38.015	34.446	28.117	227.8	11:41:47.781	6		1:40.005	39.211	33.704	27.090	213.4	11:43:27.786
6		1:40.005	39.211	33.704	27.090	213.4	11:43:27.786	7		1:38.578	38.027	33.242	27.309	229.7	11:45:06.364
7		1:38.578	38.027	33.242	27.309	229.7	11:45:06.364	8		1:43.580	40.159	35.699	27.722	217.3	11:46:49.944
8		1:43.580	40.159	35.699	27.722	217.3	11:46:49.944	9		1:49.056 P	38.029	34.481	36.546	232.2	11:48:39.000
9		1:49.056 P	38.029	34.481	36.546	232.2	11:48:39.000	10		2:57.955	1:54.625	34.851	28.479	114.5	11:51:36.955
10		2:57.955	1:54.625	34.851	28.479	114.5	11:51:36.955	11		1:55.908 P	39.522	35.331	41.055	226.8	11:53:32.863

93

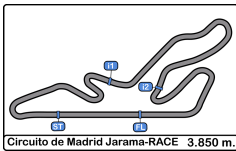
Roberto Sánchez-
Camacho Cenci

Pirelli

SBK

Vta	D	Tiempo	Sector 1	Sector 2	Sector 3	T. Spd	Elapsed
1		11:35:56.643	11:34:49.969	37.123	29.551	88.3	11:35:56.643
2		1:44.962	40.645	35.174	29.143	194.2	11:37:41.605
3		1:43.245	39.564	35.119	28.562	210.1	11:39:24.850
4		1:46.230	39.582	36.693	29.955	209.7	11:41:11.080
5		1:42.930	40.274	34.373	28.283	211.7	11:42:54.010
6		1:40.231	38.533	33.589	28.109	214.7	11:44:34.241
7		1:59.488 P	41.275	38.628	39.585	219.5	11:46:33.729
8		4:37.780 P	3:20.399	36.229	41.152	89.0	11:51:11.509



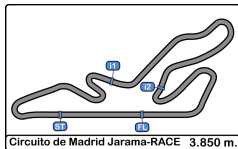


Circuito de Madrid Jarama - RACI
COPA OPEN EASYRACE MOTOR
ENTRENAMIENTO CALIFICATIVO
Mejores Sectores



Sector - 1			Sector - 2			Sector - 3			Vta. Ideal vs Mejor Vta.						
Clas	Nº	Piloto	Tiempo	Nº	Piloto	Tiempo	Nº	Piloto	Tiempo	Clas	Nº	Piloto	Ideal Lap	Best Lap	Clas
1	43	David Pérez Jiménez	37.478	43	David Pérez Jiménez	33.020	117	Javier Grande	27.090	1	43	David Pérez Jiménez	1:37.750	1:38.201	2
2	11	Javier Grande	38.015	117	Javier Grande	33.242	43	David Pérez Jiménez	27.252	2	117	Javier Grande	1:38.347	1:38.578	3
3	37	Jesus Leal Viñas	38.336	5	Roberto García Zárate	33.380	37	Jesus Leal Viñas	27.701	3	37	Jesus Leal Viñas	1:39.610	1:39.916	4
4	63	José María Sanguino San Roman	38.348	89	Christian Garrido Garcia	33.427	63	José María Sanguino San Roman	27.761	4	63	José María Sanguino San Roman	1:39.987	1:40.111	5
5	93	Roberto Sánchez-Camacho Cenci	38.533	37	Jesus Leal Viñas	33.573	5	Roberto García Zárate	27.958	5	89	Christian Garrido Garcia	1:39.998	1:40.365	8
6	89	Christian Garrido Garcia	38.551	93	Roberto Sánchez-Camacho Cenci	33.589	24	Goyo Rodríguez Aranda	27.978	6	5	Roberto García Zárate	1:40.139	1:40.194	6
7	5	Roberto García Zárate	38.801	63	José María Sanguino San Roman	33.878	89	Christian Garrido Garcia	28.020	7	93	Roberto Sánchez-Camacho Cenci	1:40.231	1:40.231	7
8	16	Mikel Camara Menchaca	39.102	65	Jesus Alvarez Calleja	34.023	28	Jorge Santisteban	28.033	8	24	Goyo Rodríguez Aranda	1:41.418	1:41.418	9
9	24	Goyo Rodríguez Aranda	39.186	67	David Robles Rubio	34.102	67	David Robles Rubio	28.067	9	67	David Robles Rubio	1:41.543	1:41.543	10
10	77	Javier Del Rio	39.203	99	Josue Sanchez Arroyo	34.156	93	Roberto Sánchez-Camacho Cenci	28.109	10	31	David Cenisergue Patiño	1:41.766	1:42.035	12
11	10	Juan F. Boisán Méndez	39.280	10	Juan F. Boisán Méndez	34.166	31	David Cenisergue Patiño	28.146	11	28	Jorge Santisteban	1:41.809	1:42.251	14
12	28	Jorge Santisteban	39.308	36	Marcos Alarcón Carboneras	34.173	65	Jesus Alvarez Calleja	28.233	12	65	Jesus Alvarez Calleja	1:41.819	1:41.819	11
13	67	David Robles Rubio	39.374	31	David Cenisergue Patiño	34.242	76	Enrique Vela Alvarez	28.258	13	10	Juan F. Boisán Méndez	1:41.945	1:42.085	13
14	31	David Cenisergue Patiño	39.378	24	Goyo Rodríguez Aranda	34.254	99	Josue Sanchez Arroyo	28.388	14	16	Mikel Camara Menchaca	1:41.998	1:42.368	15
15	99	Josue Sanchez Arroyo	39.559	16	Mikel Camara Menchaca	34.300	77	Javier Del Rio	28.455	15	99	Josue Sanchez Arroyo	1:42.103	1:42.447	16
16	65	Jesus Alvarez Calleja	39.563	76	Enrique Vela Alvarez	34.438	88	Benjami Vallmanya Cucurull	28.473	16	76	Enrique Vela Alvarez	1:42.393	1:42.752	18
17	76	Enrique Vela Alvarez	39.697	28	Jorge Santisteban	34.468	36	Marcos Alarcón Carboneras	28.497	17	36	Marcos Alarcón Carboneras	1:42.441	1:42.740	17
18	36	Marcos Alarcón Carboneras	39.771	34	Luis Utrilla Reyes	34.748	10	Juan F. Boisán Méndez	28.499	18	77	Javier Del Rio	1:42.721	1:43.223	19
19	88	Benjami Vallmanya Cucurull	39.808	88	Benjami Vallmanya Cucurull	34.827	16	Mikel Camara Menchaca	28.596	19	88	Benjami Vallmanya Cucurull	1:43.108	1:43.506	20
20	18	Lorien Oliva Serrano	40.091	77	Javier Del Rio	35.063	34	Luis Utrilla Reyes	28.644	20	34	Luis Utrilla Reyes	1:43.613	1:43.893	21
21	34	Luis Utrilla Reyes	40.221	18	Lorien Oliva Serrano	35.273	18	Lorien Oliva Serrano	29.063	21	18	Lorien Oliva Serrano	1:44.427	1:44.641	22
22	8	Erik Morillas Cuenca	Transpo	8	Erik Morillas Cuenca	Transpo	8	Erik Morillas Cuenca	Transpo	22	8	Erik Morillas Cuenca	Transpo	1:37.006	1





Circuito de Madrid Jarama - RACI
COPA OPEN EASYRACE MOTOR
ENTRENAMIENTO CALIFICATIVO



5 Mejores Tiempos

Cls	Nº	Piloto	Cat	Cls	Equipo	Neumático	Mejor 1		Mejor 2		Mejor 3		Mejor 4		Mejor 5	
							Tiemp	Vta	Tiemp	Vta	Tiemp	Vta	Tiemp	Vta	Tiemp	Vta
1	8	Erik Morillas Cuenca	Elite-SBK	1		Dunlop	1:37.006	7	1:38.889	4	1:42.643	3	1:55.219	5	3:27.783	8
2	43	David Pérez Jiménez	SBK	1		Pirelli	1:38.201	9	1:39.042	8	1:39.057	3	1:39.392	7	1:39.606	6
3	117	Javier Grande	Elite-SBK	2		Pirelli	1:38.578	7	1:39.339	4	1:39.725	3	1:40.005	6	1:40.578	5
4	37	Jesus Leal Viñas	Elite-SBK	3		Michelin	1:39.916	4	1:39.965	8	1:40.423	7	1:40.690	10	1:42.346	2
5	63	José María Sanguino San Roman	SBK	2		Dunlop	1:40.111	8	1:40.153	7	1:40.451	11	1:40.770	6	1:41.432	5
6	5	Roberto García Zárate	SSP	1		Pirelli	1:40.194	9	1:40.331	5	1:40.343	4	1:40.955	3	1:41.584	2
7	93	Roberto Sánchez-Camacho Cenci	SBK	3		Pirelli	1:40.231	6	1:42.930	5	1:43.245	3	1:44.962	2	1:46.230	4
8	89	Christian Garrido Garcia	SSP	2		Dunlop	1:40.365	9	1:40.478	5	1:40.691	4	1:40.915	8	1:41.262	2
9	24	Goyo Rodríguez Aranda	SBK	4		Dunlop	1:41.418	9	1:42.333	8	1:42.379	7	1:42.779	6	1:44.616	3
10	67	David Robles Rubio	SBK	5		Dunlop	1:41.543	7	1:42.987	5	1:43.078	6	1:43.282	4	1:43.900	3
11	65	Jesus Alvarez Calleja	SSP	3		Pirelli	1:41.819	9	1:42.613	6	1:42.903	7	1:43.116	8	1:43.633	5
12	31	David Cenisergue Patiño	SBK	6		Dunlop	1:42.035	5	1:42.198	9	1:42.526	6	1:43.067	7	1:43.408	8
13	10	Juan F. Boisán Méndez	SBK	7		Dunlop	1:42.085	5	1:42.267	6	1:42.376	4	1:42.793	3	1:43.674	2
14	28	Jorge Santisteban	SBK	8		Michelin	1:42.251	6	1:42.429	7	1:42.533	8	1:42.973	9	1:43.422	5
15	16	Mikel Camara Menchaca	SBK	9		Pirelli	1:42.368	6	1:42.680	8	1:42.780	3	1:43.881	7	1:45.348	2
16	99	Josue Sanchez Arroyo	SSP	4		Dunlop	1:42.447	6	1:42.969	7	1:43.231	8	1:43.288	9	1:43.425	5
17	36	Marcos Alarcón Carboneras	SSP	5		Pirelli	1:42.740	7	1:42.768	6	1:42.789	9	1:43.278	5	1:44.283	3
18	76	Enrique Vela Alvarez	SBK	10		Pirelli	1:42.752	4	1:42.801	3	1:43.045	5	1:43.828	8	1:45.179	2
19	77	Javier Del Rio	SBK	11		Dunlop	1:43.223	3	1:43.227	5	1:43.879	4	1:44.640	2	1:49.480	6
20	88	Benjami Vallmanya Cucurull	SBK	12		Pirelli	1:43.506	6	1:43.846	5	1:44.291	4	1:45.194	7	1:45.694	3
21	34	Luis Utrilla Reyes	SSP	6		Michelin	1:43.893	9	1:43.921	8	1:44.127	7	1:44.411	6	1:44.483	4
22	18	Lorien Oliva Serrano	SBK	13		Michelin	1:44.641	9	1:45.121	3	1:45.202	4	1:45.365	6	1:45.423	8

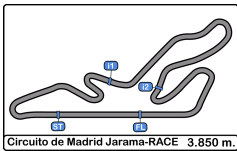


Circuito de Madrid Jarama - RACI
COPA OPEN EASYRACE MOTOR
ENTRENAMIENTO CALIFICATIVO



5 Mejores Velocidades

Clas	Nº	Piloto	Cat	Cls	Equipo	Neumático	Top 1		Top 2		Top 3		Top 4		Top 5		Avg
							Km/h	Vta	Km/h	Vta	Km/h	Vta	Km/h	Vta	Km/h	Vta	
1	43	David Pérez Jiménez	SBK	1		Pirelli	237.8	3	236.8	9	234.2	10	232.2	4	225.0	2	233.2
2	34	Luis Utrilla Reyes	SSP	1		Michelin	234.7	3	232.7	9	232.2	5	227.3	8	224.0	2	230.2
3	89	Christian Garrido Garcia	SSP	2		Dunlop	233.2	9	230.2	8	226.4	4	225.4	3	225.4	5	228.1
4	117	Javier Grande	Elite-SBK	1		Pirelli	232.2	9	229.7	7	227.8	5	226.8	3	226.8	11	228.7
5	37	Jesus Leal Viñas	Elite-SBK	2		Michelin	229.7	4	220.8	2	219.0	9	214.7	8	213.8	7	219.6
6	10	Juan F. Boisán Méndez	SBK	2		Dunlop	227.8	5	225.4	3	225.0	2	222.6	4	219.5	7	224.1
7	5	Roberto García Zárate	SSP	3		Pirelli	226.8	9	221.7	6	220.4	5	219.9	4	213.0	3	220.4
8	63	Jose Maria Sanguino San Roman	SBK	3		Dunlop	223.6	10	222.2	11	213.4	8	213.0	6	210.5	3	216.5
9	77	Javier Del Rio	SBK	4		Dunlop	221.7	2	219.0	3	210.9	4	208.0	6	204.1	5	212.8
10	31	David Cenisergue Patiño	SBK	5		Dunlop	220.8	3	211.7	9	210.9	10	208.8	6	206.8	2	211.8
11	18	Lorien Oliva Serrano	SBK	6		Michelin	219.5	10	215.5	9	213.4	4	210.5	7	205.3	6	212.8
12	93	Roberto Sánchez-Camacho Cenci	SBK	7		Pirelli	219.5	7	214.7	6	211.7	5	210.1	3	209.7	4	213.1
13	16	Mikel Camara Menchaca	SBK	8		Pirelli	217.3	3	215.5	2	215.5	7	209.3	4	207.6	6	213.0
14	36	Marcos Alarcón Carboneras	SSP	4		Pirelli	213.8	6	207.2	9	206.1	4	205.7	10	204.1	7	207.4
15	99	Josue Sanchez Arroyo	SSP	5		Dunlop	209.7	4	208.8	10	206.8	5	205.3	2	201.1	9	206.3
16	76	Enrique Vela Alvarez	SBK	9		Pirelli	207.6	2	206.1	4	199.2	5	199.2	8	198.8	9	202.2
17	65	Jesus Alvarez Calleja	SSP	6		Pirelli	206.5	11	201.1	9	200.7	10	198.1	6	196.3	7	200.5
18	67	David Robles Rubio	SBK	10		Dunlop	205.7	8	203.7	7	200.3	6	197.4	5	194.9	3	200.4
19	24	Goyo Rodriguez Aranda	SBK	11		Dunlop	203.0	9	201.8	10	200.0	8	194.9	3	194.2	6	198.8
20	28	Jorge Santisteban	SBK	12		Michelin	202.2	10	196.3	3	195.6	4	194.9	2	194.5	9	196.7
21	88	Benjami Vallmanya Cucurull	SBK	13		Pirelli	202.2	6	200.3	7	197.8	5	197.4	3	197.4	8	199.0

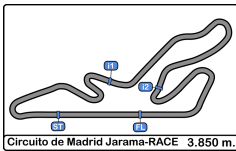


Circuito de Madrid Jarama - RACI
COPA OPEN EASYRACE MOTOR
ENTRENAMIENTO CALIFICATIVO



Secuencia Vueltas Rápidas

Vta	Hora Día	Tiempo Sesión	Nº Piloto	Cat	Equipo	Neumático	Tiempo	Km/h
2	11:36:05.277	21:05.277	63 José María Sanguino San Roman	SBK		Dunlop	1:44.551	132.5
2	11:36:25.929	21:25.929	89 Christian Garrido Garcia	SSP		Dunlop	1:41.262	136.8
2	11:36:44.471	21:44.471	43 David Pérez Jiménez	SBK		Pirelli	1:40.500	137.9
3	11:38:23.528	23:23.528	43 David Pérez Jiménez	SBK		Pirelli	1:39.057	139.9
4	11:43:26.671	28:26.671	8 Erik Morillas Cuenca	Elite- CBR		Dunlop	1:38.889	140.1
7	11:45:06.364	30:06.364	117 Javier Grande	Elite- CBR		Pirelli	1:38.578	140.5
9	11:48:23.852	33:23.852	43 David Pérez Jiménez	SBK		Pirelli	1:38.201	141.1
7	11:51:17.650	36:17.650	8 Erik Morillas Cuenca	Elite- CBR		Dunlop	1:37.006	142.8

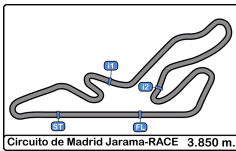


Circuito de Madrid Jarama - RACI
COPA OPEN EASYRACE MOTOR
ENTRENAMIENTO CALIFICATIVO



Mejor Máxima Velocidad del Evento

Nº	Piloto	Cat	Clas	Equipo	Neumático	Km/h	Sesión
43	David Pérez Jiménez	SBK	1		Pirelli	237.8	ENTRENAMIENTO CALIFICATIVO 1
34	Luis Utrilla Reyes	SSP	1		Michelin	234.7	ENTRENAMIENTO CALIFICATIVO 1
89	Christian Garrido Garcia	SSP	2		Dunlop	233.2	ENTRENAMIENTO CALIFICATIVO 1
117	Javier Grande	Elite- cup	1		Pirelli	232.2	ENTRENAMIENTO CALIFICATIVO 1
37	Jesus Leal Viñas	Elite- cup	2		Michelin	229.7	ENTRENAMIENTO CALIFICATIVO 1
10	Juan F. Boisán Méndez	SBK	2		Dunlop	227.8	ENTRENAMIENTO CALIFICATIVO 1
5	Roberto García Zárate	SSP	3		Pirelli	226.8	ENTRENAMIENTO CALIFICATIVO 1
63	José María Sanguino San Roman	SBK	3		Dunlop	223.6	ENTRENAMIENTO CALIFICATIVO 1
77	Javier Del Rio	SBK	4		Dunlop	221.7	ENTRENAMIENTO CALIFICATIVO 1
31	David Cenisergue Patiño	SBK	5		Dunlop	220.8	ENTRENAMIENTO CALIFICATIVO 1
93	Roberto Sánchez-Camacho Cenci	SBK	6		Pirelli	219.5	ENTRENAMIENTO CALIFICATIVO 1
18	Lorien Oliva Serrano	SBK	7		Michelin	219.5	ENTRENAMIENTO CALIFICATIVO 1
16	Mikel Camara Menchaca	SBK	8		Pirelli	217.3	ENTRENAMIENTO CALIFICATIVO 1
36	Marcos Alarcón Carboneras	SSP	4		Pirelli	213.8	ENTRENAMIENTO CALIFICATIVO 1
99	Josue Sanchez Arroyo	SSP	5		Dunlop	209.7	ENTRENAMIENTO CALIFICATIVO 1
76	Enrique Vela Alvarez	SBK	9		Pirelli	207.6	ENTRENAMIENTO CALIFICATIVO 1
65	Jesus Alvarez Calleja	SSP	6		Pirelli	206.5	ENTRENAMIENTO CALIFICATIVO 1
67	David Robles Rubio	SBK	10		Dunlop	205.7	ENTRENAMIENTO CALIFICATIVO 1
24	Goyo Rodríguez Aranda	SBK	11		Dunlop	203.0	ENTRENAMIENTO CALIFICATIVO 1
88	Benjami Vallmanya Cucurull	SBK	12		Pirelli	202.2	ENTRENAMIENTO CALIFICATIVO 1
28	Jorge Santisteban	SBK	13		Michelin	202.2	ENTRENAMIENTO CALIFICATIVO 1



Circuito de Madrid Jarama - RACI
COPA OPEN EASYRACE MOTOR
ENTRENAMIENTO CALIFICATIVO



Tiempos Parada en Pit

5 Roberto García Zárate Pirelli

SSP

Nº	Hora Día	Tiempo	Tiempo Salida	Tiempo Box	T. Box Total	Handicap	Diff.
1	11:43:14.036	11:43:14.036	11:47:05.350	3:51.314	3:51.314		
2	11:48:46.971	11:48:46.971	11:49:31.592	44.621	4:35.935		

16 Mikel Camara Menchaca Pirelli

SBK

Nº	Hora Día	Tiempo	Tiempo Salida	Tiempo Box	T. Box Total	Handicap	Diff.
1	11:40:08.802	11:40:08.802	11:41:49.175	1:40.373	1:40.373		

24 Goyo Rodriguez Aranda Dunlop

SBK

Nº	Hora Día	Tiempo	Tiempo Salida	Tiempo Box	T. Box Total	Handicap	Diff.
1	11:40:34.434	11:40:34.434	11:42:59.293	2:24.859	2:24.859		

31 David Cenisergue Patiño Dunlop

SBK

Nº	Hora Día	Tiempo	Tiempo Salida	Tiempo Box	T. Box Total	Handicap	Diff.
1	11:38:40.724	11:38:40.724	11:40:27.745	1:47.021	1:47.021		

37 Jesus Leal Viñas Michelin

Elite-SBK

Nº	Hora Día	Tiempo	Tiempo Salida	Tiempo Box	T. Box Total	Handicap	Diff.
1	11:42:14.082	11:42:14.082	11:44:53.395	2:39.313	2:39.313		

76 Enrique Vela Alvarez Pirelli

SBK

Nº	Hora Día	Tiempo	Tiempo Salida	Tiempo Box	T. Box Total	Handicap	Diff.
1	11:43:49.984	11:43:49.984	11:45:10.917	1:20.933	1:20.933		

89 Christian Garrido Garcia Dunlop

SSP

Nº	Hora Día	Tiempo	Tiempo Salida	Tiempo Box	T. Box Total	Handicap	Diff.
1	11:43:18.347	11:43:18.347	11:47:06.228	3:47.881	3:47.881		

93 Roberto Sánchez-Camacho Cenci Pirelli

SBK

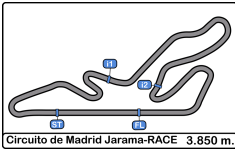
Nº	Hora Día	Tiempo	Tiempo Salida	Tiempo Box	T. Box Total	Handicap	Diff.
1	11:46:29.520	11:46:29.520	11:49:14.397	2:44.877	2:44.877		

117 Javier Grande Pirelli

Elite-SBK

Nº	Hora Día	Tiempo	Tiempo Salida	Tiempo Box	T. Box Total	Handicap	Diff.
1	11:48:36.162	11:48:36.162	11:49:55.776	1:19.614	1:19.614		

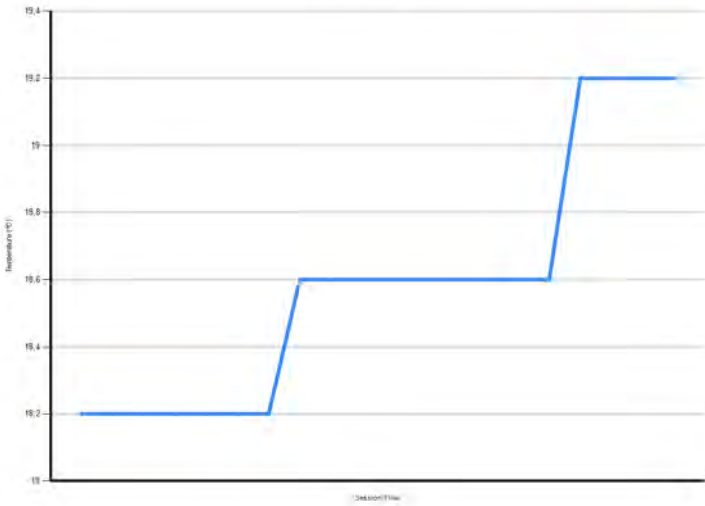




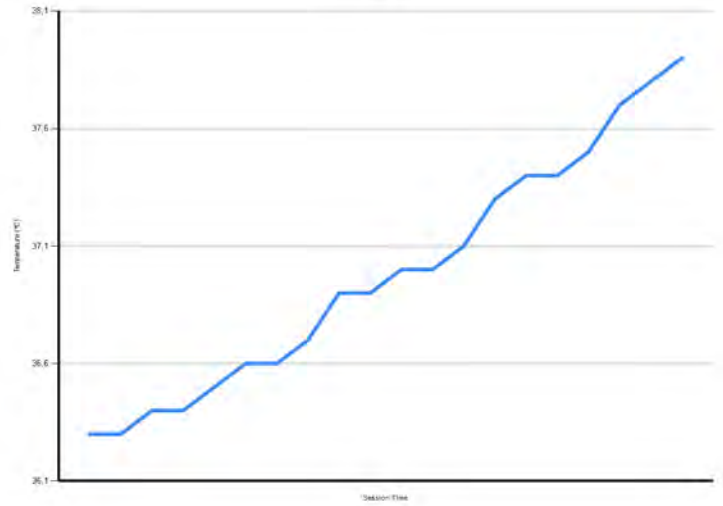
Circuito de Madrid Jarama - RACI
 COPA OPEN EASYRACE MOTOR
 ENTRENAMIENTO CALIFICATIVO
 Informe Meteorológico



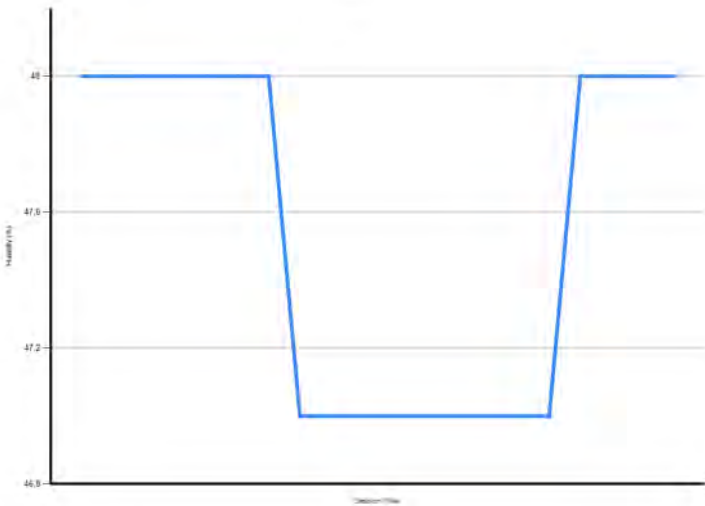
Temperatura Aire



Temperatura Pista



Humedad



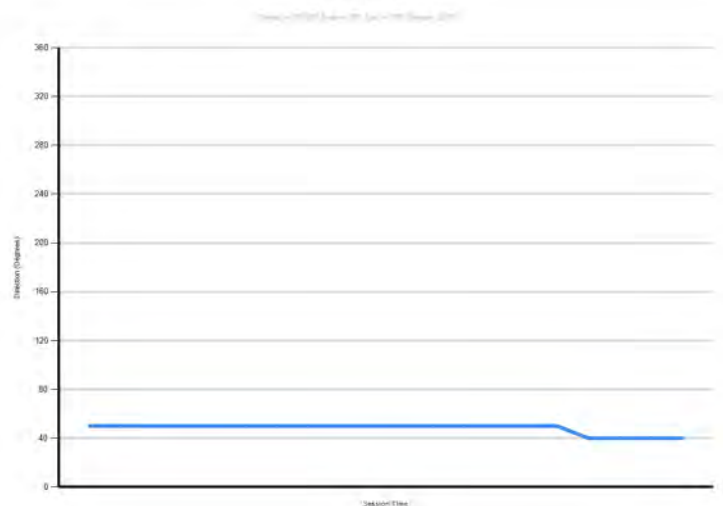
Presión

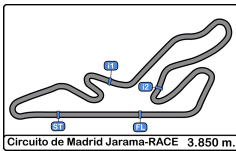


Velocidad Viento



Dirección Viento





Circuito de Madrid Jarama - RACI
COPA OPEN EASYRACE MOTOR
ENTRENAMIENTO CALIFICATIVO



Resultados Provisionales

Clas	Nº	Piloto	Cat	Clas	Equipo	Neumático	Vtas.	Mejor	Tiempo	Dif 1º	Interval	Km/h
1	14	Luis Llorente Asensio	SSP	1		Dunlop	9	8	1:42.091			135.7
2	47	Hector Hernández Fernández	SSP	2		Dunlop	6	5	1:42.326	0.235	0.235	135.4
3	73	Fernando Romero Suárez	SBK	1		Michelin	10	8	1:42.560	0.469	0.234	135.1
4	17	Juan De Leste Ramirez	SBK	2			12	10	1:43.555	1.464	0.995	133.8
5	69	Aitor Gamarra Álvarez	SSP	3			8	6	1:44.106	2.015	0.551	133.1
6	7	Roberto Henche Gonzalez	SBK	3		Dunlop	10	3	1:44.542	2.451	0.436	132.5
7	74	Brais Jato Copa	SSP	4		Pirelli	7	3	1:44.720	2.629	0.178	132.3
8	27	Gabriel Lomas Figueras	SBK	4		Pirelli	8	6	1:44.973	2.882	0.253	132.0
9	199	Pablo Llorente Vallejo	SBK	5		Dunlop	9	4	1:45.014	2.923	0.041	131.9
10	29	Vicente Sanz Blanco	SBK	6		Dunlop	9	5	1:45.126	3.035	0.112	131.8
11	495	Jonathan Villacañas Segura	SBK	7		Dunlop	11	4	1:45.488	3.397	0.362	131.3
12	82	Jose Angel Mendoza Arranz	SBK	8		Dunlop	8	7	1:46.080	3.989	0.592	130.6
13	50	Rosa M Fabra Bessa	SSP	5		Dunlop	12	9	1:46.581	4.490	0.501	130.0
14	52	Begoña Pereda Palomo	SBK	9		Dunlop	6	5	1:47.777	5.686	1.196	128.5
15	98	Alejandro Vela Moreno	SBK	10		Pirelli	11	10	1:48.779	6.688	1.002	127.4
16	13	Alejandro Gil Povea	SSP	6		Pirelli	10	7	1:49.163	7.072	0.384	126.9
17	2	Roberto Amor Garcia	SBK	11		Dunlop	6	3	1:49.487	7.396	0.324	126.5
18	111	Israel Martinez Santos	SBK	12		Pirelli	7	3	1:50.335	8.244	0.848	125.6
19	96	Ferran Terribas Fernandez	SSP	7		Metzeler	8	2	1:52.259	10.168	1.924	123.4
20	124	Aleksandar Stefanov Todorov	SSP	8			10	9	1:59.355	17.264	7.096	116.1
21	169	Andrea Argiolas	SBK	13		Dunlop	6	4	2:04.486	22.395	5.131	111.3
22	42	María Tenaguillo Orive	SSP	9		Dunlop	7	3	2:09.152	27.061	4.666	107.3

Publicado a las:.....

Temp Pista: **48.8 °C** Temp Aire: **23.5 °C** Humedad: **38 %** Estado Pista: **SECA**

Director Carrera:

Pedro Pablo Sampedro

607362-M

Cronometrador:


 María Jesús GAMAZO
 607361-M





Circuito de Madrid Jarama - RACI
COPA OPEN EASYRACE MOTOR
ENTRENAMIENTO CALIFICATIVO



Resultados Provisionales por Categoría

SSP

Clas	Nº	Piloto	Cat	Clas	Equipo	Neumático	Vtas.	Mejor	Tiempo	Dif 1º	Interval	Km/h
1	14	Luis Llorente Asensio	SSP	1		Dunlop	9	8	1:42.091			135.7
2	47	Hector Hernández Fernández	SSP	2		Dunlop	6	5	1:42.326	0.235	0.235	135.4
3	69	Aitor Gamarra Álvarez	SSP	3			8	6	1:44.106	2.015	1.780	133.1
4	74	Brais Jato Copa	SSP	4		Pirelli	7	3	1:44.720	2.629	0.614	132.3
5	50	Rosa M Fabra Bessa	SSP	5		Dunlop	12	9	1:46.581	4.490	1.861	130.0
6	13	Alejandro Gil Povea	SSP	6		Pirelli	10	7	1:49.163	7.072	2.582	126.9
7	96	Ferran Terribas Fernandez	SSP	7		Metzeler	8	2	1:52.259	10.168	3.096	123.4
8	124	Aleksandar Stefanov Todorov	SSP	8			10	9	1:59.355	17.264	7.096	116.1
9	42	María Tenaguillo Orive	SSP	9		Dunlop	7	3	2:09.152	27.061	9.797	107.3

SBK

Clas	Nº	Piloto	Cat	Clas	Equipo	Neumático	Vtas.	Mejor	Tiempo	Dif 1º	Interval	Km/h
1	73	Fernando Romero Suárez	SBK	1		Michelin	10	8	1:42.560			135.1
2	17	Juan De Leste Ramirez	SBK	2			12	10	1:43.555	0.995	0.995	133.8
3	7	Roberto Henche Gonzalez	SBK	3		Dunlop	10	3	1:44.542	1.982	0.987	132.5
4	27	Gabriel Lomas Figueras	SBK	4		Pirelli	8	6	1:44.973	2.413	0.431	132.0
5	199	Pablo Llorente Vallejo	SBK	5		Dunlop	9	4	1:45.014	2.454	0.041	131.9
6	29	Vicente Sanz Blanco	SBK	6		Dunlop	9	5	1:45.126	2.566	0.112	131.8
7	495	Jonathan Villacañas Segura	SBK	7		Dunlop	11	4	1:45.488	2.928	0.362	131.3
8	82	Jose Angel Mendoza Arranz	SBK	8		Dunlop	8	7	1:46.080	3.520	0.592	130.6
9	52	Begoña Pereda Palomo	SBK	9		Dunlop	6	5	1:47.777	5.217	1.697	128.5
10	98	Alejandro Vela Moreno	SBK	10		Pirelli	11	10	1:48.779	6.219	1.002	127.4
11	2	Roberto Amor Garcia	SBK	11		Dunlop	6	3	1:49.487	6.927	0.708	126.5
12	111	Israel Martinez Santos	SBK	12		Pirelli	7	3	1:50.335	7.775	0.848	125.6
13	169	Andrea Argiolas	SBK	13		Dunlop	6	4	2:04.486	21.926	14.151	111.3

Publicado a las:.....

Temp Pista: 48.8 °C Temp Aire: 23.5 °C Humedad: 38 % Estado Pista: SECA

Director Carrera:

Pedro Pablo Sampedro

607362-M

Cronometrador:

María Jesús GAMAZO

607361-M





Circuito de Madrid Jarama - RACI
COPA OPEN EASYRACE MOTOR
ENTRENAMIENTO CALIFICATIVO
Tiempos Por Vuelta



2 Roberto Amor Garcia Dunlop

17 Juan De Leste Ramirez

SBK

Vta	D	Tiempo	Sector 1	Sector 2	Sector 3	T. Spd	Elapsed
1		14:11:20.544	14:10:09.680	39.463	31.401	81.5	14:11:20.544
2		1:49.876	42.242	37.365	30.269	205.7	14:13:10.420
3		1:49.487	42.584	36.937	29.966	202.6	14:14:59.907
4		1:49.595	41.931	37.453	30.211	206.5	14:16:49.502
5		1:50.504	41.597	38.549	30.358	191.4	14:18:40.006
6		2:00.302 P	41.708	37.376	41.218	197.4	14:20:40.308

SBK

Vta	D	Tiempo	Sector 1	Sector 2	Sector 3	T. Spd	Elapsed
1		14:10:47.195	14:09:34.969	41.375	30.851	101.5	14:10:47.195
2		1:47.326	41.968	36.119	29.239	187.1	14:12:34.521
3		1:49.776	42.601	37.619	29.556	190.4	14:14:24.297
4		1:45.471	40.329	36.375	28.767	190.1	14:16:09.768
5		1:45.233	40.338	36.162	28.733	182.4	14:17:55.001
6		1:45.421	40.980	35.506	28.935	201.8	14:19:40.422

7 Roberto Henche Gonzalez Dunlop

7 1:44.702 40.614 35.310 28.778 186.2 14:21:25.124

SBK

Vta	D	Tiempo	Sector 1	Sector 2	Sector 3	T. Spd	Elapsed
1		14:10:25.413	14:09:19.440	35.940	30.033	109.9	14:10:25.413
2		1:46.788	41.071	35.590	30.127	207.2	14:12:12.201
3		1:44.542	40.299	35.577	28.666	216.4	14:13:56.743
4		1:45.483	40.528	36.032	28.923	210.5	14:15:42.226
5		1:45.372	40.727	35.765	28.880	202.6	14:17:27.598
6		1:45.929	40.895	36.121	28.913	199.6	14:19:13.527
7		1:44.917	40.503	35.420	28.994	205.7	14:20:58.444
8		1:47.104	41.025	35.925	30.154	207.2	14:22:45.548
9		1:45.221	41.233	35.344	28.644	193.5	14:24:30.769
10		2:00.882 P	41.492	36.379	43.011	195.2	14:26:31.651

SBK

Vta	D	Tiempo	Sector 1	Sector 2	Sector 3	T. Spd	Elapsed
7		1:44.702	40.614	35.310	28.778	186.2	14:21:25.124
8		1:44.614	40.779	35.416	28.419	188.4	14:23:09.738
9		1:43.787	39.978	35.286	28.523	199.6	14:24:53.525
10		1:43.555	39.780	35.044	28.731	193.5	14:26:37.080
11		1:45.460	39.519	37.424	28.517	200.3	14:28:22.540
12		2:38.055 P	1:15.907	41.924	40.224	186.5	14:31:00.595

13 Alejandro Gil Povea Pirelli

27 Gabriel Lomas Figueras Pirelli

SSP

Vta	D	Tiempo	Sector 1	Sector 2	Sector 3	T. Spd	Elapsed
1		14:11:13.843	14:10:02.745	39.119	31.979	83.5	14:11:13.843
2		1:52.848	43.661	37.446	31.741	187.5	14:13:06.691
3		1:51.049	42.325	37.554	31.170	201.8	14:14:57.740
4		1:50.542	42.467	37.371	30.704	201.8	14:16:48.282
5		1:51.612	41.873	39.092	30.647	197.8	14:18:39.894
6		1:50.521	42.562	37.736	30.223	197.8	14:20:30.415
7		1:49.163	42.329	36.584	30.250	197.0	14:22:19.578
8		1:49.753	42.057	36.507	31.189	185.8	14:24:09.331
9		1:51.024	42.841	37.495	30.688	178.8	14:26:00.355
10		2:04.302 P	43.128	38.546	42.628	172.2	14:28:04.657

SBK

Vta	D	Tiempo	Sector 1	Sector 2	Sector 3	T. Spd	Elapsed
1		14:10:05.056	14:08:57.355	37.705	29.996	118.6	14:10:05.056
2		1:48.682	41.713	37.611	29.358	192.5	14:11:53.738
3		1:47.398	41.129	37.252	29.017	188.1	14:13:41.136
4		1:47.737	41.138	37.427	29.172	189.8	14:15:28.873
5		1:48.504	40.776	38.487	29.241	187.8	14:17:17.377
6		1:44.973	40.727	35.632	28.614	192.5	14:19:02.350
7		1:46.214	41.042	36.165	29.007	192.1	14:20:48.564
8		2:07.947 P	43.575	42.126	42.246	193.2	14:22:56.511

14 Luis Llorente Asensio Dunlop

29 Vicente Sanz Blanco Dunlop

SSP

Vta	D	Tiempo	Sector 1	Sector 2	Sector 3	T. Spd	Elapsed
1		14:10:53.616	14:09:44.821	37.380	31.415	94.3	14:10:53.616
2		1:44.455	40.393	34.941	29.121	224.0	14:12:38.071
3		1:44.255	39.571	36.115	28.569	225.0	14:14:22.326
4		2:43.071	1:37.686	36.146	29.239	221.7	14:17:05.397
5		1:43.168	40.094	34.420	28.654	211.7	14:18:48.565
6		1:49.097	40.778	36.139	32.180	215.1	14:20:37.662
7		1:42.513	39.556	34.287	28.670	220.4	14:22:20.175
8		1:42.091	39.277	34.023	28.791	217.7	14:24:02.266
9		2:04.914 P	44.827	39.637	40.450	193.8	14:26:07.180

SBK

Vta	D	Tiempo	Sector 1	Sector 2	Sector 3	T. Spd	Elapsed
1		14:11:43.646	14:10:36.954	36.606	30.086	88.0	14:11:43.646
2		1:47.331	41.871	36.014	29.446	180.3	14:13:30.977
3		2:01.202	44.074	39.233	37.895	215.1	14:15:32.179
4		1:52.461	44.737	36.555	31.169	173.3	14:17:24.640
5		1:45.126	40.741	35.144	29.241	199.2	14:19:09.766
6		1:46.424	41.084	35.899	29.441	201.1	14:20:56.190
7		1:49.138	41.398	36.663	31.077	194.2	14:22:45.328
8		1:46.621	41.918	35.553	29.150	167.4	14:24:31.949
9		2:12.417 P	44.061	40.751	47.605	187.8	14:26:44.366

42 María Tenaguillo Orive Dunlop

42 María Tenaguillo Orive Dunlop

SSP

Vta	D	Tiempo	Sector 1	Sector 2	Sector 3	T. Spd	Elapsed
1		14:10:55.873	14:09:31.376	47.108	37.389	100.0	14:10:55.873
2		2:10.936	49.520	45.424	35.992	153.8	14:13:06.809
3		2:09.152	49.264	44.377	35.511	146.5	14:15:15.961
4		2:11.204	50.154	45.474	35.576	143.8	14:17:27.165
5		2:10.751	49.178	45.858	35.715	146.9	14:19:37.916
6		2:12.200	50.049	45.753	36.398	135.3	14:21:50.116
7		2:28.428 P	50.961	47.995	49.472	142.1	14:24:18.544

SSP

Vta	D	Tiempo	Sector 1	Sector 2	Sector 3	T. Spd	Elapsed
1		14:10:55.873	14:09:31.376	47.108	37.389	100.0	14:10:55.873
2		2:10.936	49.520	45.424	35.992	153.8	14:13:06.809
3		2:09.152	49.264	44.377	35.511	146.5	14:15:15.961
4		2:11.204	50.154	45.474	35.576	143.8	14:17:27.165
5		2:10.751	49.178	45.858	35.715	146.9	14:19:37.916
6		2:12.200	50.049	45.753	36.398	135.3	14:21:50.116
7		2:28.428 P	50.961	47.995	49.472	142.1	14:24:18.544





Circuito de Madrid Jarama - RACI
COPA OPEN EASYRACE MOTOR
ENTRENAMIENTO CALIFICATIVO



Tiempos Por Vuelta

47

Hector Hernández
Fernández

Dunlop 73

Fernando Romero Suárez

Michelin

SSP

SBK

Vta	D	Tiempo	Sector 1	Sector 2	Sector 3	T. Spd	Elapsed	Vta	D	Tiempo	Sector 1	Sector 2	Sector 3	T. Spd	Elapsed
1		14:09:57.910	14:08:51.660	36.888	29.362	104.7	14:09:57.910	1		14:11:26.000	14:10:19.816	36.977	29.207	100.1	14:11:26.000
2		1:44.821	40.294	35.396	29.131	198.8	14:11:42.731	2		1:44.600	39.357	36.140	29.103	217.7	14:13:10.600
3		1:43.014	39.884	34.564	28.566	209.3	14:13:25.745	3		1:46.062	40.639	36.071	29.352	207.6	14:14:56.662
4		1:42.914	39.692	34.637	28.585	211.7	14:15:08.659	4		1:43.664	39.524	35.367	28.773	213.8	14:16:40.326
5		1:42.326	39.666	34.248	28.412	212.5	14:16:50.985	5		1:43.840	39.680	35.493	28.667	216.4	14:18:24.166
6		1:53.604 P	39.855	37.199	36.550	208.0	14:18:44.589	6		2:00.813 P	41.193	41.838	37.782	216.8	14:20:24.979

50

Rosa M Fabra Bessa

Dunlop

SSP

Vta	D	Tiempo	Sector 1	Sector 2	Sector 3	T. Spd	Elapsed	Vta	D	Tiempo	Sector 1	Sector 2	Sector 3	T. Spd	Elapsed	
1		14:10:20.644	14:09:08.899	40.929	30.816	101.5	14:10:20.644	7		3:06.119	2:01.812	35.574	28.733	121.4	14:23:31.098	
2		1:51.787	42.775	37.710	31.302	169.0	14:12:12.431	8		1:42.560	38.802	35.571	28.187	231.2	14:25:13.658	
3		1:50.835	43.175	37.553	30.107	164.6	14:14:03.266	9		1:42.978	39.246	35.135	28.597	216.8	14:26:56.636	
4		1:48.576	42.226	36.583	29.767	174.1	14:15:51.842	10		2:23.492 P	1:02.144	41.576	39.772	225.4	14:29:20.128	
5		1:48.774	42.122	36.864	29.788	196.7	14:17:40.616	74		Brais Jato Copa						Pirelli
6		1:47.840	41.838	36.486	29.516	173.6	14:19:28.456			SSP						
7		1:47.391	41.428	36.446	29.517	186.8	14:21:15.847	1		14:10:19.383	14:09:11.948	37.295	30.140	107.7	14:10:19.383	
8		1:47.829	41.927	36.751	29.151	188.1	14:23:03.676	2		1:46.973	41.295	36.175	29.503	203.7	14:12:06.356	
9		1:46.581	41.196	35.990	29.395	183.9	14:24:50.257	3		1:44.720	40.504	35.034	29.182	203.7	14:13:51.076	
10		1:46.721	41.432	35.966	29.323	180.9	14:26:36.978	4		1:58.222 P	41.522	37.257	39.443	180.9	14:15:49.298	
11		1:47.512	41.539	36.423	29.550	174.7	14:28:24.490	5		2:51.356	1:45.716	35.931	29.709	72.2	14:18:40.654	
12		2:38.045 P	1:14.893	42.361	40.791	163.1	14:31:02.535	6		1:49.280	41.393	37.408	30.479	202.6	14:20:29.934	
								7		1:59.195 P	41.247	35.809	42.139	202.2	14:22:29.129	

52

Begoña Pereda Palomo

Dunlop

SBK

SBK

Vta	D	Tiempo	Sector 1	Sector 2	Sector 3	T. Spd	Elapsed	Vta	D	Tiempo	Sector 1	Sector 2	Sector 3	T. Spd	Elapsed
1		14:10:30.394	14:09:20.414	38.282	31.698	95.0	14:10:30.394	1		14:10:30.383	14:09:21.526	37.624	31.233	109.7	14:10:30.383
2		2:02.284	46.242	44.623	31.419	184.3	14:12:32.678	2		1:47.372	42.219	36.053	29.100	182.1	14:12:17.755
3		1:51.427	44.105	37.622	29.700	174.4	14:14:24.105	3		1:46.259	41.218	35.990	29.051	199.6	14:14:04.014
4		1:49.563	42.947	37.123	29.493	170.8	14:16:13.668	4		1:56.499 P	42.588	36.142	37.769	162.1	14:16:00.513
5		1:47.777	41.747	36.603	29.427	184.6	14:18:01.445	5		4:02.041	2:56.635	36.173	29.233	78.5	14:20:02.554
6		2:06.449 P	46.805	39.644	40.000	191.8	14:20:07.894	6		1:46.087	41.155	35.323	29.609	189.4	14:21:48.641
								7		1:46.080	40.891	35.869	29.320	198.1	14:23:34.721
								8		1:59.605 P	41.839	36.835	40.931	192.5	14:25:34.326

69

Aitor Gamarra Álvarez

SSP

SSP

Vta	D	Tiempo	Sector 1	Sector 2	Sector 3	T. Spd	Elapsed	Vta	D	Tiempo	Sector 1	Sector 2	Sector 3	T. Spd	Elapsed
1		14:10:06.429	14:08:58.779	37.762	29.888	110.8	14:10:06.429	1		14:09:50.517	14:08:40.156	39.142	31.219	107.4	14:09:50.517
2		1:45.868	40.569	35.988	29.311	211.3	14:11:52.297	2		1:52.259	43.432	37.901	30.926	180.3	14:11:42.776
3		1:58.488 P	42.056	38.393	38.039	213.8	14:13:50.785	3		1:53.661	44.200	38.472	30.989	175.6	14:13:36.437
4		2:58.092	1:52.130	36.650	29.312	102.3	14:16:48.877	4		2:08.020 P	44.894	38.915	44.211	175.0	14:15:44.457
5		1:46.398	41.509	35.981	28.908	205.7	14:18:35.275	5		3:33.625	2:21.070	40.769	31.786	68.6	14:19:18.082
6		1:44.106	40.153	34.995	28.958	210.5	14:20:19.381	6		1:54.676	44.314	38.910	31.452	176.7	14:21:12.758
7		1:44.827	41.035	34.818	28.974	204.1	14:22:04.208	7		1:54.559	44.675	38.581	31.303	173.6	14:23:07.317
8		2:04.987 P	45.065	39.110	40.812	186.5	14:24:09.195	8		2:11.162 P	45.736	41.031	44.395	178.2	14:25:18.479





Circuito de Madrid Jarama - RACI
 COPA OPEN EASYRACE MOTOR
 ENTRENAMIENTO CALIFICATIVO
Tiempos Por Vuelta



98

Alejandro Vela Moreno

Pirelli 199

Pablo Llorente Vallejo

Dunlop

SBK

Vta	D	Tiempo	Sector 1	Sector 2	Sector 3	T. Spd	Elapsed
1		14:11:03.074	14:09:52.030	40.037	31.007	87.7	14:11:03.074
2		1:53.205	42.888	39.341	30.976	202.6	14:12:56.279
3		1:50.317	42.009	37.989	30.319	203.0	14:14:46.596
4		1:50.713	42.235	37.936	30.542	207.2	14:16:37.309
5		1:49.963	42.415	37.553	29.995	203.7	14:18:27.272
6		1:51.733	43.241	38.246	30.246	193.5	14:20:19.005
7		1:49.948	42.516	37.452	29.980	187.5	14:22:08.953
8		1:50.891	42.188	38.197	30.506	199.6	14:23:59.844
9		1:49.823	42.011	37.566	30.246	189.4	14:25:49.667
10		1:48.779	41.960	37.056	29.763	198.1	14:27:38.446
11		2:54.577 P	1:00.988	56.390	57.199	147.3	14:30:33.023

SBK

Vta	D	Tiempo	Sector 1	Sector 2	Sector 3	T. Spd	Elapsed
1		14:11:03.323	14:09:52.238	40.850	30.235	98.7	14:11:03.323
2		1:47.202	42.165	35.677	29.360	202.6	14:12:50.525
3		1:46.089	39.697	35.798	30.594	211.3	14:14:36.614
4		1:45.014	40.405	35.455	29.154	212.5	14:16:21.628
5		1:45.737	41.373	35.218	29.146	197.8	14:18:07.365
6		1:46.182	40.427	36.124	29.631	210.5	14:19:53.547
7		1:45.040	40.060	35.838	29.142	218.1	14:21:38.587
8		1:45.348	40.586	35.328	29.434	217.3	14:23:23.935
9		2:06.434 P	44.088	39.675	42.671	219.9	14:25:30.369

495

Jonathan Villacañas Segura

Dunlop

SBK

Vta	D	Tiempo	Sector 1	Sector 2	Sector 3	T. Spd	Elapsed
1		14:11:20.486	14:10:11.658	37.915	30.913	108.3	14:11:20.486
2		1:46.902	41.253	36.059	29.590	208.0	14:13:07.388
3		1:49.716	41.802	37.655	30.259	197.0	14:14:57.104
4		1:45.488	40.471	35.302	29.715	212.1	14:16:42.592
5		1:45.747	40.700	35.459	29.588	207.6	14:18:28.339
6		1:46.620	41.519	35.729	29.372	204.1	14:20:14.959
7		1:47.253	40.677	35.718	30.858	208.0	14:22:02.212
8		2:01.775 P	41.173	36.258	44.344	209.7	14:24:03.987
9		2:28.355	1:23.066	35.681	29.608	112.7	14:26:32.342
10		1:46.471	41.322	35.396	29.753	208.8	14:28:18.813
11		2:39.465 P	57.217	49.180	53.068	138.9	14:30:58.278

111

Israel Martinez Santos

Pirelli

SBK

Vta	D	Tiempo	Sector 1	Sector 2	Sector 3	T. Spd	Elapsed
1		14:11:14.229	14:10:05.627	37.964	30.638	109.9	14:11:14.229
2		1:51.475	42.402	37.728	31.345	204.5	14:13:05.704
3		1:50.335	42.615	37.585	30.135	189.1	14:14:56.039
4		1:50.768	43.511	37.355	29.902	183.0	14:16:46.807
5		1:52.166	42.549	39.350	30.267	190.8	14:18:38.973
6		2:04.414	42.116	50.880	31.418	194.5	14:20:43.387
7		2:01.944 P	42.344	38.853	40.747	190.4	14:22:45.331

124

Aleksandar Stefanov Todorov

SSP

Vta	D	Tiempo	Sector 1	Sector 2	Sector 3	T. Spd	Elapsed
1		14:10:07.820	14:08:48.948	43.895	34.977	95.3	14:10:07.820
2		2:04.707	46.511	42.509	35.687	186.8	14:12:12.527
3		2:04.441	47.529	42.346	34.566	184.6	14:14:16.968
4		2:03.523	46.923	42.516	34.084	193.2	14:16:20.491
5		2:03.934	47.069	42.165	34.700	189.4	14:18:24.425
6		2:02.266	46.812	41.526	33.928	183.9	14:20:26.691
7		2:00.577	46.026	41.033	33.518	195.6	14:22:27.268
8		2:00.596	45.819	41.078	33.699	195.6	14:24:27.864
9		1:59.355	45.460	40.131	33.764	193.5	14:26:27.219
10		2:16.530 P	46.780	44.423	45.327	192.1	14:28:43.749

169

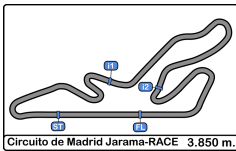
Andrea Argiolas

Dunlop

SBK

Vta	D	Tiempo	Sector 1	Sector 2	Sector 3	T. Spd	Elapsed
1		14:10:27.410	14:09:08.804	43.443	35.163	77.4	14:10:27.410
2		2:04.528	47.396	42.637	34.495	167.9	14:12:31.938
3		2:05.810	48.736	42.824	34.250	173.6	14:14:37.748
4		2:04.486	47.331	42.504	34.651	175.6	14:16:42.234
5		2:05.301	47.042	42.839	35.420	177.0	14:18:47.535
6		2:05.238	46.765	41.737	36.736	189.4	14:20:52.773



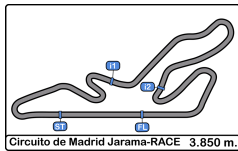


Circuito de Madrid Jarama - RACI
COPA OPEN EASYRACE MOTOR
ENTRENAMIENTO CALIFICATIVO



Mejores Sectores

Sector - 1			Sector - 2			Sector - 3			Vta. Ideal vs Mejor Vta.						
Clas	Nº	Piloto	Tiempo	Nº	Piloto	Tiempo	Nº	Piloto	Tiempo	Clas	Nº	Piloto	Ideal Lap	Best Lap	Clas
1	73	Fernando Romero Suárez	38.802	14	Luis Llorente Asensio	34.023	73	Fernando Romero Suárez	28.187	1	14	Luis Llorente Asensio	1:41.869	1:42.091	1
2	14	Luis Llorente Asensio	39.277	47	Hector Hernández Fernández	34.248	47	Hector Hernández Fernández	28.412	2	73	Fernando Romero	1:42.124	1:42.560	3
3	17	Juan De Leste Ramirez	39.519	69	Aitor Gamarra Álvarez	34.818	17	Juan De Leste Ramirez	28.419	3	47	Hector Hernández Fernández	1:42.326	1:42.326	2
4	47	Hector Hernández Fernández	39.666	74	Brais Jato Copa	35.034	14	Luis Llorente Asensio	28.569	4	17	Juan De Leste Ramirez	1:42.982	1:43.555	4
5	19	Pablo Llorente Vallejo	39.697	17	Juan De Leste Ramirez	35.044	27	Gabriel Lomas Figueras	28.614	5	69	Aitor Gamarra Álvarez	1:43.879	1:44.106	5
6	69	Aitor Gamarra Álvarez	40.153	73	Fernando Romero Suárez	35.135	7	Roberto Henche Gonzalez	28.644	6	199	Pablo Llorente Vallejo	1:44.057	1:45.014	9
7	7	Roberto Henche Gonzalez	40.299	29	Vicente Sanz Blanco	35.144	69	Aitor Gamarra Álvarez	28.908	7	7	Roberto Henche	1:44.287	1:44.542	6
8	49	Jonathan Villacañas Segura	40.471	199	Pablo Llorente Vallejo	35.218	82	Jose Angel Mendoza Arranz	29.051	8	74	Brais Jato Copa	1:44.720	1:44.720	7
9	74	Brais Jato Copa	40.504	495	Jonathan Villacañas Segura	35.302	199	Pablo Llorente Vallejo	29.142	9	27	Gabriel Lomas Figueras	1:44.973	1:44.973	8
10	27	Gabriel Lomas Figueras	40.727	82	Jose Angel Mendoza Arranz	35.323	29	Vicente Sanz Blanco	29.150	10	29	Vicente Sanz Blanco	1:45.035	1:45.126	10
11	29	Vicente Sanz Blanco	40.741	7	Roberto Henche Gonzalez	35.344	50	Rosa M Fabra Bessa	29.151	11	495	Jonathan Villacañas Segura	1:45.145	1:45.488	11
12	82	Jose Angel Mendoza Arranz	40.891	27	Gabriel Lomas Figueras	35.632	74	Brais Jato Copa	29.182	12	82	Jose Angel Mendoza Arranz	1:45.265	1:46.080	12
13	50	Rosa M Fabra Bessa	41.196	50	Rosa M Fabra Bessa	35.966	495	Jonathan Villacañas Segura	29.372	13	50	Rosa M Fabra Bessa	1:46.313	1:46.581	13
14	2	Roberto Amor Garcia	41.597	13	Alejandro Gil Povea	36.507	52	Begoña Pereda Palomo	29.427	14	52	Begoña Pereda Palomo	1:47.777	1:47.777	14
15	52	Begoña Pereda Palomo	41.747	52	Begoña Pereda Palomo	36.603	98	Alejandro Vela Moreno	29.763	15	2	Roberto Amor Garcia	1:48.500	1:49.487	17
16	13	Alejandro Gil Povea	41.873	2	Roberto Amor Garcia	36.937	111	Israel Martinez Santos	29.902	16	13	Alejandro Gil Povea	1:48.603	1:49.163	16
17	98	Alejandro Vela Moreno	41.960	98	Alejandro Vela Moreno	37.056	2	Roberto Amor Garcia	29.966	17	98	Alejandro Vela Moreno	1:48.779	1:48.779	15
18	11	Israel Martinez Santos	42.116	111	Israel Martinez Santos	37.355	13	Alejandro Gil Povea	30.223	18	111	Israel Martinez Santos	1:49.373	1:50.335	18
19	96	Ferran Terribas Fernandez	43.432	96	Ferran Terribas Fernandez	37.901	96	Ferran Terribas Fernandez	30.926	19	96	Ferran Terribas Fernandez	1:52.259	1:52.259	19
20	12	Aleksandar Stefanov Todorov	45.460	124	Aleksandar Stefanov Todorov	40.131	124	Aleksandar Stefanov Todorov	33.518	20	124	Aleksandar Stefanov Todorov	1:59.109	1:59.355	20
21	16	Andrea Argiolas	46.765	169	Andrea Argiolas	41.737	169	Andrea Argiolas	34.250	21	169	Andrea Argiolas	2:02.752	2:04.486	21
22	42	María Tenaguillo Orive	49.178	42	María Tenaguillo Orive	44.377	42	María Tenaguillo Orive	35.511	22	42	María Tenaguillo Orive	2:09.066	2:09.152	22

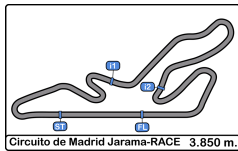


Circuito de Madrid Jarama - RACI
COPA OPEN EASYRACE MOTOR
ENTRENAMIENTO CALIFICATIVO



5 Mejores Tiempos

Cls	Nº	Piloto	Cat	Cls	Equipo	Neumático	Mejor 1		Mejor 2		Mejor 3		Mejor 4		Mejor 5	
							Tiemp	Vta	Tiemp	Vta	Tiemp	Vta	Tiemp	Vta	Tiemp	Vta
1	14	Luis Llorente Asensio	SSP	1		Dunlop	1:42.091	8	1:42.513	7	1:43.168	5	1:44.255	3	1:44.455	2
2	47	Hector Hernández Fernández	SSP	2		Dunlop	1:42.326	5	1:42.914	4	1:43.014	3	1:44.821	2	1:53.604	6
3	73	Fernando Romero Suárez	SBK	1		Michelin	1:42.560	8	1:42.978	9	1:43.664	4	1:43.840	5	1:44.600	2
4	17	Juan De Leste Ramirez	SBK	2			1:43.555	10	1:43.787	9	1:44.614	8	1:44.702	7	1:45.233	5
5	69	Aitor Gamarra Álvarez	SSP	3			1:44.106	6	1:44.827	7	1:45.868	2	1:46.398	5	1:58.488	3
6	7	Roberto Henche Gonzalez	SBK	3		Dunlop	1:44.542	3	1:44.917	7	1:45.221	9	1:45.372	5	1:45.483	4
7	74	Brais Jato Copa	SSP	4		Pirelli	1:44.720	3	1:46.973	2	1:49.280	6	1:58.222	4	1:59.195	7
8	27	Gabriel Lomas Figueras	SBK	4		Pirelli	1:44.973	6	1:46.214	7	1:47.398	3	1:47.737	4	1:48.504	5
9	199	Pablo Llorente Vallejo	SBK	5		Dunlop	1:45.014	4	1:45.040	7	1:45.348	8	1:45.737	5	1:46.089	3
10	29	Vicente Sanz Blanco	SBK	6		Dunlop	1:45.126	5	1:46.424	6	1:46.621	8	1:47.331	2	1:49.138	7
11	495	Jonathan Villacañas Segura	SBK	7		Dunlop	1:45.488	4	1:45.747	5	1:46.471	10	1:46.620	6	1:46.902	2
12	82	Jose Angel Mendoza Arranz	SBK	8		Dunlop	1:46.080	7	1:46.087	6	1:46.259	3	1:47.372	2	1:56.499	4
13	50	Rosa M Fabra Bessa	SSP	5		Dunlop	1:46.581	9	1:46.721	10	1:47.391	7	1:47.512	11	1:47.829	8
14	52	Begoña Pereda Palomo	SBK	9		Dunlop	1:47.777	5	1:49.563	4	1:51.427	3	2:02.284	2	2:06.449	6
15	98	Alejandro Vela Moreno	SBK	10		Pirelli	1:48.779	10	1:49.823	9	1:49.948	7	1:49.963	5	1:50.317	3
16	13	Alejandro Gil Povea	SSP	6		Pirelli	1:49.163	7	1:49.753	8	1:50.521	6	1:50.542	4	1:51.024	9
17	2	Roberto Amor Garcia	SBK	11		Dunlop	1:49.487	3	1:49.595	4	1:49.876	2	1:50.504	5	2:00.302	6
18	111	Israel Martinez Santos	SBK	12		Pirelli	1:50.335	3	1:50.768	4	1:51.475	2	1:52.166	5	2:01.944	7
19	96	Ferran Terribas Fernandez	SSP	7		Metzeler	1:52.259	2	1:53.661	3	1:54.559	7	1:54.676	6	2:08.020	4
20	124	Aleksandar Stebanov Todorov	SSP	8			1:59.355	9	2:00.577	7	2:00.596	8	2:02.266	6	2:03.523	4
21	169	Andrea Argiolas	SBK	13		Dunlop	2:04.486	4	2:04.528	2	2:05.238	6	2:05.301	5	2:05.810	3
22	42	María Tenaguillo Orive	SSP	9		Dunlop	2:09.152	3	2:10.751	5	2:10.936	2	2:11.204	4	2:12.200	6

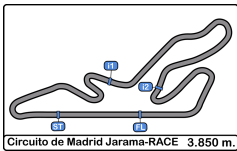


Circuito de Madrid Jarama - RACE
COPA OPEN EASYRACE MOTOR
ENTRENAMIENTO CALIFICATIVO



5 Mejores Velocidades

Clas	Nº	Piloto	Cat	Cls	Equipo	Neumático	Top 1		Top 2		Top 3		Top 4		Top 5		Avg
							Km/h	Vta	Km/h	Vta	Km/h	Vta	Km/h	Vta	Km/h	Vta	
1	73	Fernando Romero Suárez	SBK	1		Michelin	231.2	8	225.4	10	217.7	2	216.8	6	216.8	9	221.6
2	14	Luis Llorente Asensio	SSP	1		Dunlop	225.0	3	224.0	2	221.7	4	220.4	7	217.7	8	221.7
3	199	Pablo Llorente Vallejo	SBK	2		Dunlop	219.9	9	218.1	7	217.3	8	212.5	4	211.3	3	215.8
4	7	Roberto Henche Gonzalez	SBK	3		Dunlop	216.4	3	210.5	4	207.2	2	207.2	8	205.7	7	209.4
5	29	Vicente Sanz Blanco	SBK	4		Dunlop	215.1	3	201.1	6	199.2	5	194.2	7	187.8	9	199.5
6	69	Aitor Gamarra Álvarez	SSP	2			213.8	3	211.3	2	210.5	6	205.7	5	204.1	7	209.1
7	47	Hector Hernández Fernández	SSP	3		Dunlop	212.5	5	211.7	4	209.3	3	208.0	6	198.8	2	208.1
8	495	Jonathan Villacañas Segura	SBK	5		Dunlop	212.1	4	209.7	8	208.8	10	208.0	2	208.0	7	209.3
9	98	Alejandro Vela Moreno	SBK	6		Pirelli	207.2	4	203.7	5	203.0	3	202.6	2	199.6	8	203.2
10	2	Roberto Amor Garcia	SBK	7		Dunlop	206.5	4	205.7	2	202.6	3	197.4	6	191.4	5	200.7
11	111	Israel Martínez Santos	SBK	8		Pirelli	204.5	2	194.5	6	190.8	5	190.4	7	189.1	3	193.9
12	74	Brais Jato Copa	SSP	4		Pirelli	203.7	2	203.7	3	202.6	6	202.2	7	180.9	4	198.6
13	13	Alejandro Gil Povea	SSP	5		Pirelli	201.8	3	201.8	4	197.8	5	197.8	6	197.0	7	199.2
14	17	Juan De Leste Ramirez	SBK	9			201.8	6	200.3	11	199.6	9	193.5	10	190.4	3	197.1
15	82	Jose Angel Mendoza Arranz	SBK	10		Dunlop	199.6	3	198.1	7	192.5	8	189.4	6	182.1	2	192.3
16	50	Rosa M Fabra Bessa	SSP	6		Dunlop	196.7	5	188.1	8	186.8	7	183.9	9	180.9	10	187.3
17	124	Aleksandar Stefanov Todorov	SSP	7			195.6	7	195.6	8	193.5	9	193.2	4	192.1	10	194.0
18	27	Gabriel Lomas Figueras	SBK	11		Pirelli	193.2	8	192.5	2	192.5	6	192.1	7	189.8	4	192.0
19	52	Begoña Pereda Palomo	SBK	12		Dunlop	191.8	6	184.6	5	184.3	2	174.4	3	170.8	4	181.2
20	169	Andrea Argiolas	SBK	13		Dunlop	189.4	6	184.3	7	177.0	5	175.6	4	173.6	3	180.0
21	96	Ferran Terribas Fernandez	SSP	8		Metzeler	180.3	2	178.2	8	176.7	6	175.6	3	175.0	4	177.1
22	42	María Tenaguillo Orive	SSP	9		Dunlop	153.8	2	146.9	5	146.5	3	143.8	4	142.1	7	146.6

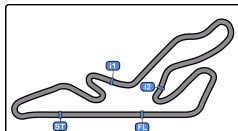


Circuito de Madrid Jarama - RACI
COPA OPEN EASYRACE MOTOR
ENTRENAMIENTO CALIFICATIVO



Secuencia Vueltas Rápidas

<u>Vta</u>	<u>Hora Día</u>	<u>Tiempo Sesión</u>	<u>Nº Piloto</u>	<u>Cat</u>	<u>Equipo</u>	<u>Neumático</u>	<u>Tiempo</u>	<u>Km/h</u>
2	14:11:42.731	1:41:42.731	47 Hector Hernández Fernández	SSP		Dunlop	1:44.821	132.2
2	14:12:38.071	1:42:38.071	14 Luis Llorente Asensio	SSP		Dunlop	1:44.455	132.6
3	14:13:25.745	1:43:25.745	47 Hector Hernández Fernández	SSP		Dunlop	1:43.014	134.5
4	14:15:08.659	1:45:08.659	47 Hector Hernández Fernández	SSP		Dunlop	1:42.914	134.6
5	14:16:50.985	1:46:50.985	47 Hector Hernández Fernández	SSP		Dunlop	1:42.326	135.4
8	14:24:02.266	1:54:02.266	14 Luis Llorente Asensio	SSP		Dunlop	1:42.091	135.7



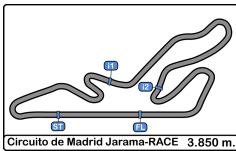
Circuito de Madrid Jarama - RACI
COPA OPEN EASYRACE MOTOR
ENTRENAMIENTO CALIFICATIVO



Mejor Máxima Velocidad del Evento

Nº	Piloto	Cat	Clas	Equipo	Neumático	Km/h	Sesión
43	David Pérez Jiménez	SBK	1		Pirelli	237.8	ENTRENAMIENTO CALIFICATIVO 1 Cat. A.
89	Christian Garrido Garcia	SSP	1		Dunlop	235.2	ENTRENAMIENTO CALIFICATIVO 2 Cat. A.
34	Luis Utrilla Reyes	SSP	2		Michelin	234.7	ENTRENAMIENTO CALIFICATIVO 1 Cat. A.
14	Luis Llorente Asensio	SSP	3		Dunlop	234.2	ENTRENAMIENTO CALIFICATIVO 1 Cat. B.
5	Roberto García Zárate	SSP	4		Pirelli	233.7	ENTRENAMIENTO CALIFICATIVO 2 Cat. A.
117	Javier Grande	Elite- OPV	1		Pirelli	232.2	ENTRENAMIENTO CALIFICATIVO 1 Cat. A.
73	Fernando Romero Suárez	SBK	2		Michelin	231.2	ENTRENAMIENTO CALIFICATIVO 1 Cat. B.
10	Juan F. Boisán Méndez	SBK	3		Dunlop	230.7	ENTRENAMIENTO CALIFICATIVO 2 Cat. A.
37	Jesus Leal Viñas	Elite- OPV	2		Michelin	229.7	ENTRENAMIENTO CALIFICATIVO 1 Cat. A.
16	Mikel Camara Menchaca	SBK	4		Pirelli	227.3	ENTRENAMIENTO CALIFICATIVO 2 Cat. A.
67	David Robles Rubio	SBK	5		Dunlop	224.0	ENTRENAMIENTO CALIFICATIVO 2 Cat. A.
63	José María Sanguino San Roman	SBK	6		Dunlop	223.6	ENTRENAMIENTO CALIFICATIVO 1 Cat. A.
77	Javier Del Rio	SBK	7		Dunlop	223.6	ENTRENAMIENTO CALIFICATIVO 2 Cat. A.
31	David Cenisergue Patiño	SBK	8		Dunlop	220.8	ENTRENAMIENTO CALIFICATIVO 1 Cat. A.
199	Pablo Llorente Vallejo	SBK	9		Dunlop	219.9	ENTRENAMIENTO CALIFICATIVO 1 Cat. B.
495	Jonathan Villacañas Segura	SBK	10		Dunlop	219.9	ENTRENAMIENTO CALIFICATIVO 1 Cat. B.
93	Roberto Sánchez-Camacho Cenci	SBK	11		Pirelli	219.5	ENTRENAMIENTO CALIFICATIVO 1 Cat. A.
18	Lorien Oliva Serrano	SBK	12		Michelin	219.5	ENTRENAMIENTO CALIFICATIVO 1 Cat. A.
8	Erik Morillas Cuenca	Elite- OPV	3		Dunlop	216.8	ENTRENAMIENTO CALIFICATIVO 2 Cat. A.
7	Roberto Henche Gonzalez	SBK	13		Dunlop	216.4	ENTRENAMIENTO CALIFICATIVO 2 Cat. B.
777	Jesús Poo Collantes	SSP	5		Pirelli	216.0	ENTRENAMIENTO CALIFICATIVO 1 Cat. B.
29	Vicente Sanz Blanco	SBK	14		Dunlop	215.1	ENTRENAMIENTO CALIFICATIVO 2 Cat. B.
36	Marcos Alarcón Carboneras	SSP	6		Pirelli	213.8	ENTRENAMIENTO CALIFICATIVO 1 Cat. A.
69	Aitor Gamarra Álvarez	SSP	7			213.8	ENTRENAMIENTO CALIFICATIVO 2 Cat. B.
74	Brais Jato Copa	SSP	8		Pirelli	213.4	ENTRENAMIENTO CALIFICATIVO 1 Cat. B.
98	Alejandro Vela Moreno	SBK	15		Pirelli	213.4	ENTRENAMIENTO CALIFICATIVO 1 Cat. B.
24	Goyo Rodríguez Aranda	SBK	16		Dunlop	213.4	ENTRENAMIENTO CALIFICATIVO 2 Cat. A.
88	Benjami Vallmanya Cucurull	SBK	17		Pirelli	213.0	ENTRENAMIENTO CALIFICATIVO 2 Cat. A.
47	Hector Hernández Fernández	SSP	9		Dunlop	212.5	ENTRENAMIENTO CALIFICATIVO 2 Cat. B.
76	Enrique Vela Alvarez	SBK	18		Pirelli	210.5	ENTRENAMIENTO CALIFICATIVO 2 Cat. A.
99	Josue Sanchez Arroyo	SSP	10		Dunlop	209.7	ENTRENAMIENTO CALIFICATIVO 1 Cat. A.
13	Alejandro Gil Povea	SSP	11		Pirelli	207.2	ENTRENAMIENTO CALIFICATIVO 1 Cat. B.
65	Jesus Alvarez Calleja	SSP	12		Pirelli	206.5	ENTRENAMIENTO CALIFICATIVO 1 Cat. A.
2	Roberto Amor Garcia	SBK	19		Dunlop	206.5	ENTRENAMIENTO CALIFICATIVO 2 Cat. B.
28	Jorge Santisteban	SBK	20		Michelin	206.1	ENTRENAMIENTO CALIFICATIVO 2 Cat. A.
124	Aleksandar Stefanov Todorov	SSP	13			205.3	ENTRENAMIENTO CALIFICATIVO 1 Cat. B.
111	Israel Martinez Santos	SBK	21		Pirelli	204.5	ENTRENAMIENTO CALIFICATIVO 2 Cat. B.
17	Juan De Leste Ramirez	SBK	22			201.8	ENTRENAMIENTO CALIFICATIVO 1 Cat. B.
82	Jose Angel Mendoza Arranz	SBK	23		Dunlop	199.6	ENTRENAMIENTO CALIFICATIVO 2 Cat. B.
52	Begoña Pereda Palomo	SBK	24		Dunlop	196.7	ENTRENAMIENTO CALIFICATIVO 1 Cat. B.
50	Rosa M Fabra Bessa	SSP	14		Dunlop	196.7	ENTRENAMIENTO CALIFICATIVO 2 Cat. B.
96	Ferran Terribas Fernandez	SSP	15		Metzeler	194.5	ENTRENAMIENTO CALIFICATIVO 1 Cat. B.
27	Gabriel Lomas Figueras	SBK	25		Pirelli	193.2	ENTRENAMIENTO CALIFICATIVO 2 Cat. B.
169	Andrea Argiolas	SBK	26		Dunlop	189.4	ENTRENAMIENTO CALIFICATIVO 2 Cat. B.
42	María Tenaguillo Orive	SSP	16		Dunlop	158.8	ENTRENAMIENTO CALIFICATIVO 1 Cat. B.





Circuito de Madrid Jarama - RACI
COPA OPEN EASYRACE MOTOR
ENTRENAMIENTO CALIFICATIVO



Tiempos Parada en Pit

69 Aitor Gamarra Álvarez

SSP

Nº	Hora Día	Tiempo	Tiempo Salida	Tiempo Box	T. Box Total	Handicap	Diff.
1	14:13:47.957	14:13:47.957	14:14:56.992	1:09.035	1:09.035		

73 Fernando Romero Suárez Michelin

SBK

Nº	Hora Día	Tiempo	Tiempo Salida	Tiempo Box	T. Box Total	Handicap	Diff.
1	14:20:22.303	14:20:22.303	14:21:48.375	1:26.072	1:26.072		

74 Brais Jato Copa Pirelli

SSP

Nº	Hora Día	Tiempo	Tiempo Salida	Tiempo Box	T. Box Total	Handicap	Diff.
1	14:15:46.026	14:15:46.026	14:16:53.653	1:07.627	1:07.627		

82 Jose Angel Mendoza Arranz Dunlop

SBK

Nº	Hora Día	Tiempo	Tiempo Salida	Tiempo Box	T. Box Total	Handicap	Diff.
1	14:15:56.169	14:15:56.169	14:18:15.247	2:19.078	2:19.078		

96 Ferran Terribas Fernandez Metzeler

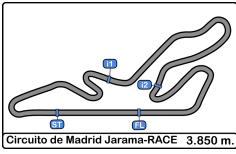
SSP

Nº	Hora Día	Tiempo	Tiempo Salida	Tiempo Box	T. Box Total	Handicap	Diff.
1	14:15:40.444	14:15:40.444	14:17:19.637	1:39.193	1:39.193		

495 Jonathan Villacañas Segura Dunlop

SBK

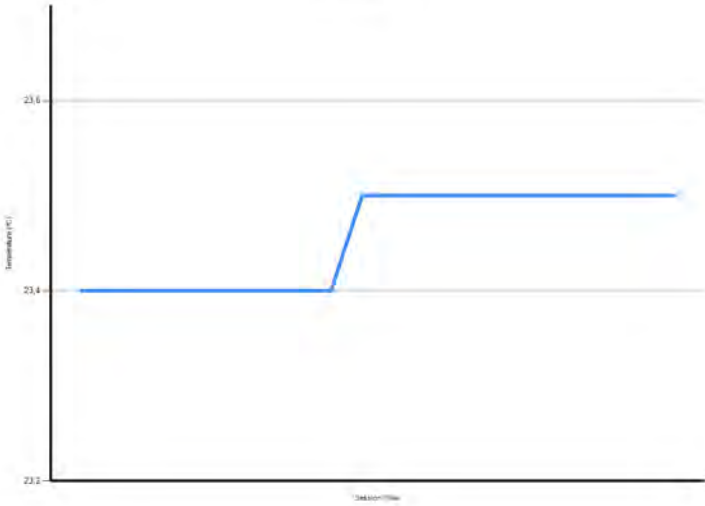
Nº	Hora Día	Tiempo	Tiempo Salida	Tiempo Box	T. Box Total	Handicap	Diff.
1	14:23:58.715	14:23:58.715	14:24:39.267	40.552	40.552		



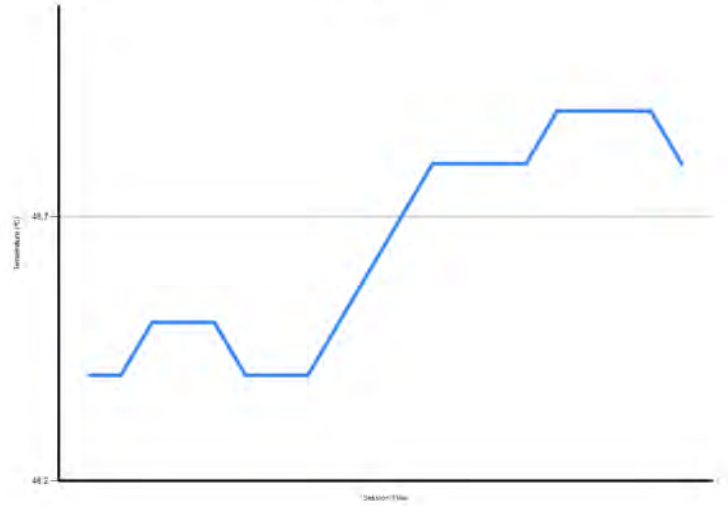
Circuito de Madrid Jarama - RACI
 COPA OPEN EASYRACE MOTOR
 ENTRENAMIENTO CALIFICATIVO
 Informe Meteorológico



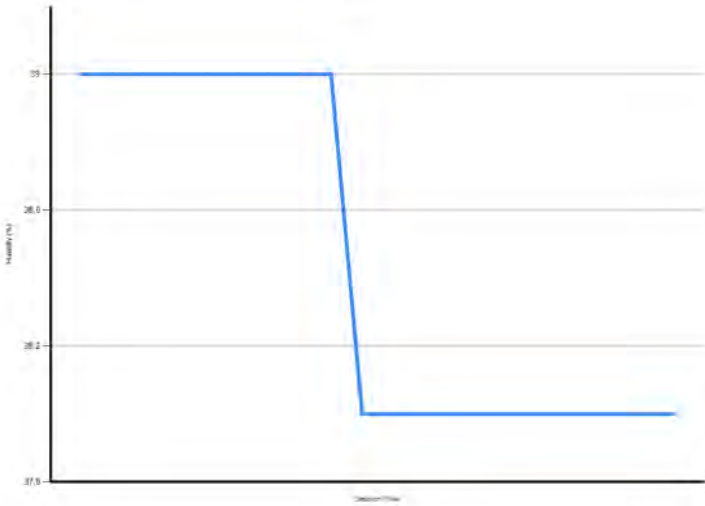
Temperatura Aire




Temperatura Pista



Humidad



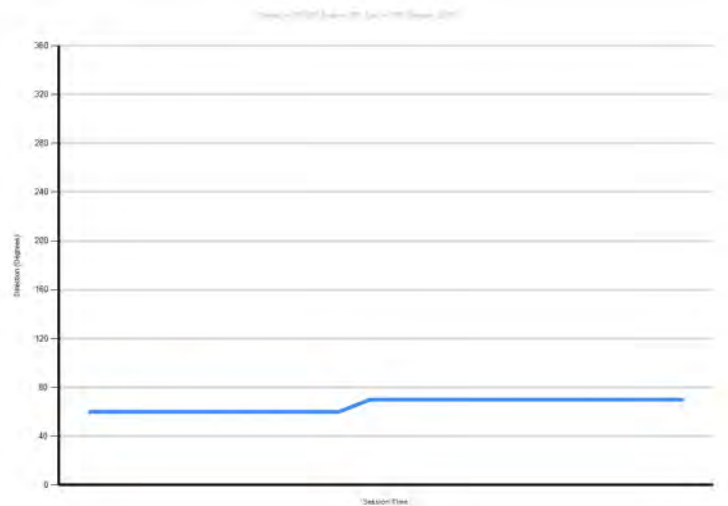
Presión

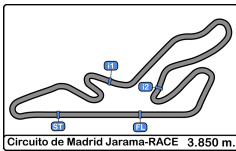


Velocidad Viento



Dirección Viento





Circuito de Madrid Jarama - RACI
COPA OPEN EASYRACE MOTOR
ENTRENAMIENTO CALIFICATIVO



Resultados Provisionales

Clas	Nº	Piloto	Cat	Clas	Equipo	Neumático	Vtas.	Mejor	Tiempo	Dif 1º	Interval	Km/h
1	8	Erik Morillas Cuenca	Elite- SBK	1		Dunlop	10	7	1:37.023			142.8
2	10	Juan F. Boisán Méndez	SBK	1		Dunlop	7	5	1:39.735	2.712	2.712	138.9
3	5	Roberto García Zárate	SSP	1		Pirelli	5	2	1:40.089	3.066	0.354	138.4
4	37	Jesus Leal Viñas	Elite- SBK	2		Michelin	4	3	1:40.294	3.271	0.205	138.1
5	89	Christian Garrido García	SSP	2		Dunlop	8	4	1:40.375	3.352	0.081	138.0
6	24	Goyo Rodríguez Aranda	SBK	2		Dunlop	6	4	1:40.592	3.569	0.217	137.7
7	77	Javier Del Río	SBK	3		Dunlop	5	3	1:40.743	3.720	0.151	137.5
8	67	David Robles Rubio	SBK	4		Dunlop	7	6	1:40.812	3.789	0.069	137.4
9	93	Roberto Sánchez-Camacho Cenzi	SBK	5		Pirelli	6	5	1:41.237	4.214	0.425	136.9
10	18	Lorien Oliva Serrano	SBK	6		Michelin	7	4	1:41.428	4.405	0.191	136.6
11	99	Josue Sanchez Arroyo	SSP	3		Dunlop	10	3	1:41.477	4.454	0.049	136.5
12	16	Mikel Camara Menchaca	SBK	7		Pirelli	9	4	1:41.614	4.591	0.137	136.3
13	28	Jorge Santisteban	SBK	8		Michelin	11	7	1:42.048	5.025	0.434	135.8
14	31	David Cenisergue Patiño	SBK	9		Dunlop	10	6	1:42.141	5.118	0.093	135.6
15	65	Jesus Alvarez Calleja	SSP	4		Pirelli	11	7	1:42.188	5.165	0.047	135.6
16	88	Benjami Vallmanya Cucurull	SBK	10		Pirelli	10	6	1:42.194	5.171	0.006	135.6
17	76	Enrique Vela Alvarez	SBK	11		Pirelli	6	3	1:42.803	5.780	0.609	134.8
18	63	José María Sanguino San Roman	SBK	12		Dunlop	5	3	1:42.978	5.955	0.175	134.5
19	36	Marcos Alarcón Carboneras	SSP	5		Pirelli	10	7	1:43.381	6.358	0.403	134.0
20	34	Luis Utrilla Reyes	SSP	6		Michelin	10	8	1:45.340	8.317	1.959	131.5
21	117	Javier Grande	Elite- SBK	3		Pirelli	1	1	14:33:36.324	14:31:59.	14:31:50.	00.0

Publicado a las:.....

Temp Pista: **49.5 °C** Temp Aire: **24.1 °C** Humedad: **35 %** Estado Pista: **SECA**

Director Carrera:

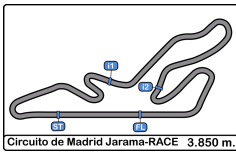
Pedro Pablo Sampedro

607362-M

Cronometrador:


 María Jesús GAMAZO
 607361-M





Circuito de Madrid Jarama - RACI
COPA OPEN EASYRACE MOTOR
ENTRENAMIENTO CALIFICATIVO



Resultados Provisionales por Categoría

Elite-SBK

Clas	Nº	Piloto	Cat	Clas	Equipo	Neumático	Vtas.	Mejor	Tiempo	Dif 1º	Interval	Km/h
1	8	Erik Morillas Cuenca	Elite-SBK	1		Dunlop	10	7	1:37.023			142.8
2	37	Jesus Leal Viñas	Elite-SBK	2		Michelin	4	3	1:40.294	3.271	3.271	138.1
3	117	Javier Grande	Elite-SBK	3		Pirelli	1	1	14:33:36.324	14:31:59.	14:31:56.	00.0

SBK

Clas	Nº	Piloto	Cat	Clas	Equipo	Neumático	Vtas.	Mejor	Tiempo	Dif 1º	Interval	Km/h
1	10	Juan F. Boisán Méndez	SBK	1		Dunlop	7	5	1:39.735			138.9
2	24	Goyo Rodriguez Aranda	SBK	2		Dunlop	6	4	1:40.592	0.857	0.857	137.7
3	77	Javier Del Rio	SBK	3		Dunlop	5	3	1:40.743	1.008	0.151	137.5
4	67	David Robles Rubio	SBK	4		Dunlop	7	6	1:40.812	1.077	0.069	137.4
5	93	Roberto Sánchez-Camacho Cenci	SBK	5		Pirelli	6	5	1:41.237	1.502	0.425	136.9
6	18	Lorien Oliva Serrano	SBK	6		Michelin	7	4	1:41.428	1.693	0.191	136.6
7	16	Mikel Camara Menchaca	SBK	7		Pirelli	9	4	1:41.614	1.879	0.186	136.3
8	28	Jorge Santisteban	SBK	8		Michelin	11	7	1:42.048	2.313	0.434	135.8
9	31	David Cenisergue Patiño	SBK	9		Dunlop	10	6	1:42.141	2.406	0.093	135.6
10	88	Benjami Vallmanya Cucurull	SBK	10		Pirelli	10	6	1:42.194	2.459	0.053	135.6
11	76	Enrique Vela Alvarez	SBK	11		Pirelli	6	3	1:42.803	3.068	0.609	134.8
12	63	José María Sanguino San Roman	SBK	12		Dunlop	5	3	1:42.978	3.243	0.175	134.5

SSP

Clas	Nº	Piloto	Cat	Clas	Equipo	Neumático	Vtas.	Mejor	Tiempo	Dif 1º	Interval	Km/h
1	5	Roberto García Zárate	SSP	1		Pirelli	5	2	1:40.089			138.4
2	89	Christian Garrido Garcia	SSP	2		Dunlop	8	4	1:40.375	0.286	0.286	138.0
3	99	Josue Sanchez Arroyo	SSP	3		Dunlop	10	3	1:41.477	1.388	1.102	136.5
4	65	Jesus Alvarez Calleja	SSP	4		Pirelli	11	7	1:42.188	2.099	0.711	135.6
5	36	Marcos Alarcón Carboneras	SSP	5		Pirelli	10	7	1:43.381	3.292	1.193	134.0
6	34	Luis Utrilla Reyes	SSP	6		Michelin	10	8	1:45.340	5.251	1.959	131.5

Publicado a las:.....

Temp Pista: 49.5 °C Temp Aire: 24.1 °C Humedad: 35 % Estado Pista: SECA

Director Carrera:

Pedro Pablo Sampedro

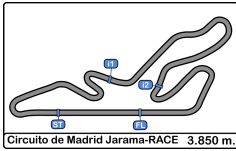
607362-M

Cronometrador:

María-Jesús GAMAZO

607361-M





Circuito de Madrid Jarama - RACI
COPA OPEN EASYRACE MOTOR
ENTRENAMIENTO CALIFICATIVO
OPEN easyRace
Tiempos Por Vuelta

5 Roberto García Zárate Pirelli **24**

Goyo Rodriguez Aranda Dunlop

SSP

Vta	D	Tiempo	Sector 1	Sector 2	Sector 3	T. Spd	Elapsed
1		14:37:59.756	14:36:57.376	34.178	28.202	100.0	14:37:59.756
2		1:40.089	38.808	33.420	27.861	228.8	14:39:39.845
3		1:45.045 P	38.541	33.029	33.475	219.0	14:41:24.890
4		3:43.503	2:40.236	34.330	28.937	105.6	14:45:08.393
5		1:44.826 P	38.386	33.383	33.057	233.7	14:46:53.219

SBK

Vta	D	Tiempo	Sector 1	Sector 2	Sector 3	T. Spd	Elapsed
1		14:33:52.981	14:32:47.327	36.705	28.949	115.8	14:33:52.981
2		1:43.563	40.768	34.548	28.247	199.6	14:35:36.544
3		1:41.996	39.092	34.338	28.566	198.1	14:37:18.540
4		1:40.592	38.808	34.025	27.759	213.4	14:38:59.132
5		1:41.238	38.821	33.983	28.434	205.3	14:40:40.370
6		1:56.949 P	39.823	35.596	41.530	195.6	14:42:37.319

8 Erik Morillas Cuenca Dunlop

28 Jorge Santisteban Michelin

Elite-SBK

Vta	D	Tiempo	Sector 1	Sector 2	Sector 3	T. Spd	Elapsed
1		14:33:37.002	14:32:35.056	33.746	28.200	136.1	14:33:37.002
2		1:38.780	38.677	32.748	27.355	210.9	14:35:15.782
3		1:37.684	37.959	32.466	27.259	213.0	14:36:53.466
4		1:37.214	37.857	32.420	26.937	216.4	14:38:30.680
5		1:40.454	38.387	34.300	27.767	215.1	14:40:11.134
6		1:38.392	37.567	33.481	27.344	216.4	14:41:49.526
7		1:37.023	37.643	32.473	26.907	216.8	14:43:26.549
8		1:49.210 P	37.708	37.188	34.314	213.8	14:45:15.759
9		3:08.512	2:06.435	34.055	28.022	117.0	14:48:24.271
10		1:46.473 P	38.732	33.537	34.204	208.0	14:50:10.744

SBK

Vta	D	Tiempo	Sector 1	Sector 2	Sector 3	T. Spd	Elapsed
1		14:34:08.940	14:33:03.037	36.872	29.031	122.3	14:34:08.940
2		1:45.231	40.303	35.954	28.974	198.5	14:35:54.171
3		1:44.779	40.207	35.895	28.677	192.1	14:37:38.950
4		1:43.749	40.453	35.157	28.139	175.8	14:39:22.699
5		1:42.858	39.681	35.164	28.013	182.7	14:41:05.557
6		1:42.267	39.440	34.988	27.839	185.8	14:42:47.824
7		1:42.048	39.299	34.851	27.898	185.2	14:44:29.872
8		1:42.244	39.566	34.687	27.991	183.3	14:46:12.116
9		1:42.221	38.940	35.138	28.143	206.1	14:47:54.337
10		1:43.133	39.361	35.420	28.352	192.1	14:49:37.470
11		2:37.044 P	55.238	50.245	51.561	171.7	14:52:14.514

10 Juan F. Boisán Méndez Dunlop

31 David Cenisergue Patiño Dunlop

SBK

Vta	D	Tiempo	Sector 1	Sector 2	Sector 3	T. Spd	Elapsed
1		14:33:51.968	14:32:47.942	35.630	28.396	115.8	14:33:51.968
2		1:40.845	38.948	33.920	27.977	230.7	14:35:32.813
3		1:40.390	38.774	33.668	27.948	224.0	14:37:13.203
4		1:40.566	38.835	33.953	27.778	228.3	14:38:53.769
5		1:39.735	38.649	33.352	27.734	226.8	14:40:33.504
6		1:40.074	38.586	33.607	27.881	229.2	14:42:13.578
7		1:52.462 P	39.266	34.307	38.889	222.6	14:44:06.040

SBK

Vta	D	Tiempo	Sector 1	Sector 2	Sector 3	T. Spd	Elapsed
1		14:33:37.629	14:32:33.911	35.516	28.202	120.2	14:33:37.629
2		1:42.395	39.033	34.860	28.502	216.4	14:35:20.024
3		1:42.890	39.354	35.083	28.453	204.1	14:37:02.914
4		1:42.933	39.361	35.300	28.272	209.3	14:38:45.847
5		1:42.681	39.328	34.958	28.395	214.2	14:40:28.528
6		1:42.141	39.229	34.695	28.217	204.1	14:42:10.669
7		1:52.540 P	40.127	35.027	37.386	213.8	14:44:03.209
8		2:58.251	1:55.128	34.607	28.516	101.3	14:47:01.460
9		1:45.769	40.526	36.140	29.103	202.6	14:48:47.229
10		1:59.160 P	43.368	37.732	38.060	191.1	14:50:46.389

16 Mikel Camara Menchaca Pirelli

34 Luis Utrilla Reyes Michelin

SBK

Vta	D	Tiempo	Sector 1	Sector 2	Sector 3	T. Spd	Elapsed
1		14:35:03.662	14:33:58.738	35.363	29.561	77.0	14:35:03.662
2		1:43.327	40.057	34.551	28.719	211.7	14:36:46.989
3		1:42.659	39.772	34.590	28.297	216.4	14:38:29.648
4		1:41.614	39.194	34.153	28.267	220.4	14:40:11.262
5		1:42.478	39.448	34.548	28.482	209.3	14:41:53.740
6		1:54.864 P	40.284	35.719	38.861	208.0	14:43:48.604
7		3:32.373	2:29.217	34.479	28.677	74.6	14:47:20.977
8		1:41.718	39.487	33.859	28.372	227.3	14:49:02.695
9		2:10.088 P	49.933	36.934	43.221	188.4	14:51:12.783

SSP

Vta	D	Tiempo	Sector 1	Sector 2	Sector 3	T. Spd	Elapsed
1		14:33:46.652	14:32:40.694	36.069	29.889	99.6	14:33:46.652
2		1:45.882	41.458	35.156	29.268	215.5	14:35:32.534
3		1:46.030	41.020	35.980	29.030	219.5	14:37:18.564
4		1:46.042	40.334	34.916	30.792	218.1	14:39:04.606
5		1:46.322	40.706	35.002	30.614	217.3	14:40:50.928
6		1:58.146 P	42.894	36.837	38.415	204.9	14:42:49.074
7		3:07.464	2:01.103	36.074	30.287	54.1	14:45:56.538
8		1:45.340	40.971	35.088	29.281	225.9	14:47:41.878
9		1:45.570	40.794	35.216	29.560	230.7	14:49:27.448
10		2:25.569 P	57.821	43.125	44.623	213.4	14:51:53.017

18 Lorian Oliva Serrano Michelin

SBK

Vta	D	Tiempo	Sector 1	Sector 2	Sector 3	T. Spd	Elapsed
1		14:34:14.243 P	14:33:02.735	35.723	35.785	100.7	14:34:14.243
2		2:16.902	1:13.118	35.239	28.545	120.0	14:36:31.145
3		1:42.189	39.109	34.694	28.386	214.7	14:38:13.334
4		1:41.428	38.958	34.459	28.011	213.4	14:39:54.762
5		1:41.590	39.079	34.041	28.470	213.8	14:41:36.352
6		1:41.604	38.728	34.520	28.356	213.4	14:43:17.956
7		2:03.951 P	43.206	41.489	39.256	182.7	14:45:21.907





Circuito de Madrid Jarama - RACI
COPA OPEN EASYRACE MOTOR
ENTRENAMIENTO CALIFICATIVO



Tiempos Por Vuelta

36

Marcos Alarcón
Carboneras

Pirelli 76

Enrique Vela Alvarez

Pirelli

SSP

SBK

Vta	D	Tiempo	Sector 1	Sector 2	Sector 3	T. Spd	Elapsed
1		14:34:20.474	14:33:13.237	36.970	30.267	102.7	14:34:20.474
2		1:45.368	41.057	35.262	29.049	206.1	14:36:05.842
3		1:44.306	40.103	35.038	29.165	209.3	14:37:50.148
4		1:44.357	40.372	34.967	29.018	209.7	14:39:34.505
5		1:44.704	40.679	35.123	28.902	194.5	14:41:19.209
6		1:43.601	40.010	34.855	28.736	212.1	14:43:02.810
7		1:43.381	39.846	34.886	28.649	207.2	14:44:46.191
8		1:46.783	39.844	35.098	31.841	204.5	14:46:32.974
9		1:44.686	40.150	35.279	29.257	202.2	14:48:17.660
10		2:32.668 P	1:04.895	45.394	42.379	178.2	14:50:50.328

Vta	D	Tiempo	Sector 1	Sector 2	Sector 3	T. Spd	Elapsed
1		14:35:22.682	14:34:19.202	34.816	28.664	106.8	14:35:22.682
2		1:43.804	39.695	34.877	29.232	210.5	14:37:06.486
3		1:42.803	39.612	34.837	28.354	207.2	14:38:49.289
4		1:50.204 P	39.678	34.740	35.786	203.0	14:40:39.493
5		2:44.762	1:40.023	35.770	28.969	90.6	14:43:24.255
6		1:50.525 P	39.868	34.894	35.763	203.7	14:45:14.780

37

Jesus Leal Viñas

Michelin

Elite-SBK

Vta	D	Tiempo	Sector 1	Sector 2	Sector 3	T. Spd	Elapsed
1		14:38:51.881	14:37:39.937	37.637	34.307	104.9	14:38:51.881
2		1:40.584	38.833	33.665	28.086	216.4	14:40:32.465
3		1:40.294	38.825	33.662	27.807	216.4	14:42:12.759
4		1:57.497 P	42.158	36.713	38.626	200.7	14:44:10.256

77

Javier Del Rio

Dunlop

SBK

Vta	D	Tiempo	Sector 1	Sector 2	Sector 3	T. Spd	Elapsed
1		14:35:06.117	14:34:02.692	35.066	28.359	102.8	14:35:06.117
2		1:41.426	38.686	34.407	28.333	223.6	14:36:47.543
3		1:40.743	38.809	34.150	27.784	213.8	14:38:28.286
4		1:40.850	38.723	34.369	27.758	212.5	14:40:09.136
5		3:00.612 P	38.720	34.624	1:47.268	218.6	14:43:09.748

63

José Maria Sanguino San Roman

Dunlop

SBK

Vta	D	Tiempo	Sector 1	Sector 2	Sector 3	T. Spd	Elapsed
1		14:42:02.372	14:40:55.462	36.747	30.163	75.1	14:42:02.372
2		1:46.725	40.401	36.233	30.091	210.5	14:43:49.097
3		1:42.978	39.421	34.876	28.681	221.7	14:45:32.075
4		1:45.944	39.804	35.888	30.252	212.1	14:47:18.019
5		1:55.242 P	39.892	34.942	40.408	203.7	14:49:13.261

88

Benjami Vallmanya Cucurull

Pirelli

SBK

Vta	D	Tiempo	Sector 1	Sector 2	Sector 3	T. Spd	Elapsed
1		14:33:36.446	14:32:31.780	35.658	29.008	121.0	14:33:36.446
2		1:43.416	39.977	34.776	28.663	206.1	14:35:19.862
3		1:42.959	39.435	34.854	28.670	208.0	14:37:02.821
4		1:42.955	39.311	35.085	28.559	210.1	14:38:45.776
5		1:42.613	39.192	34.825	28.596	211.3	14:40:28.389
6		1:42.194	39.133	34.493	28.568	206.8	14:42:10.583
7		1:58.918 P	40.187	37.314	41.417	213.0	14:44:09.501
8		3:36.276	2:30.092	36.147	30.037	94.4	14:47:45.777
9		1:44.764	39.485	35.814	29.465	211.7	14:49:30.541
10		2:49.060 P	1:09.276	46.531	53.253	135.8	14:52:19.601

65

Jesus Alvarez Calleja

Pirelli

SSP

Vta	D	Tiempo	Sector 1	Sector 2	Sector 3	T. Spd	Elapsed
1		14:34:08.834	14:33:02.881	36.415	29.538	90.7	14:34:08.834
2		1:45.740	40.982	35.718	29.040	191.4	14:35:54.574
3		1:43.980	40.499	34.881	28.600	186.8	14:37:38.554
4		1:43.113	39.954	34.477	28.682	192.8	14:39:21.667
5		1:42.953	40.062	34.421	28.470	189.4	14:41:04.620
6		1:42.540	39.965	34.254	28.321	195.2	14:42:47.160
7		1:42.188	39.484	34.132	28.572	204.5	14:44:29.348
8		1:42.674	39.559	34.532	28.583	202.2	14:46:12.022
9		1:43.037	39.530	34.889	28.618	195.2	14:47:55.059
10		1:42.793	39.607	34.693	28.493	203.0	14:49:37.852
11		2:35.735 P	54.118	50.639	50.978	182.1	14:52:13.587

89

Christian Garrido Garcia

Dunlop

SSP

Vta	D	Tiempo	Sector 1	Sector 2	Sector 3	T. Spd	Elapsed
1		14:33:50.879	14:32:47.696	34.574	28.609	115.0	14:33:50.879
2		1:41.718	39.333	33.440	28.945	225.4	14:35:32.597
3		1:41.500	39.369	33.797	28.334	229.7	14:37:14.097
4		1:40.375	38.447	33.718	28.210	231.7	14:38:54.472
5		1:55.182 P	44.153	35.585	35.444	235.2	14:40:49.654
6		5:14.665	4:11.632	34.357	28.676	117.3	14:46:04.319
7		2:08.410	38.816	57.631	31.963	228.8	14:48:12.729
8		2:00.622 P	46.363	38.443	35.816	186.8	14:50:13.351

67

David Robles Rubio

Dunlop

SBK

Vta	D	Tiempo	Sector 1	Sector 2	Sector 3	T. Spd	Elapsed
1		14:33:50.487	14:32:44.950	35.966	29.571	129.1	14:33:50.487
2		1:43.059	39.976	34.751	28.332	210.1	14:35:33.546
3		1:43.321	40.213	34.688	28.420	190.4	14:37:16.867
4		1:41.188	38.499	34.446	28.243	224.0	14:38:58.055
5		1:41.065	38.947	34.048	28.070	204.1	14:40:39.120
6		1:40.812	38.949	33.936	27.927	213.8	14:42:19.932
7		1:56.308 P	40.147	36.626	39.535	207.2	14:44:16.240

93

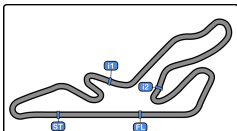
Roberto Sánchez-Camacho Cenci

Pirelli

SBK

Vta	D	Tiempo	Sector 1	Sector 2	Sector 3	T. Spd	Elapsed
1		14:33:53.803	14:32:50.699	34.799	28.305	113.6	14:33:53.803
2		1:41.535	39.397	33.918	28.220	209.3	14:35:35.338
3		1:41.775	38.836	34.740	28.199	206.1	14:37:17.113
4		1:41.435	38.552	34.684	28.199	204.5	14:38:58.548
5		1:41.237	38.911	34.185	28.141	212.1	14:40:39.785
6		2:00.027 P	41.768	37.104	41.155	194.9	14:42:39.812





Circuito de Madrid Jarama-RACE 3.850 m.

Circuito de Madrid Jarama - RACI
COPA OPEN EASYRACE MOTOR
ENTRENAMIENTO CALIFICATIVO



Tiempos Por Vuelta

99

Josue Sanchez Arroyo

Dunlop

SSP

Vta	D	Tiempo	Sector 1	Sector 2	Sector 3	T. Spd	Elapsed
1		14:34:17.905	14:33:13.547	35.670	28.688	93.3	14:34:17.905
2		1:42.298	39.780	34.329	28.189	203.3	14:36:00.203
3		1:41.477	39.485	33.954	28.038	205.3	14:37:41.680
4		1:41.846	39.452	34.078	28.316	197.4	14:39:23.526
5		1:42.507	40.376	34.205	27.926	209.3	14:41:06.033
6		1:42.595	39.399	34.776	28.420	196.3	14:42:48.628
7		1:58.215 P	40.853	36.284	41.078	199.2	14:44:46.843
8		2:30.396	1:22.903	38.923	28.570	86.3	14:47:17.239
9		1:41.672	39.425	34.249	27.998	204.9	14:48:58.911
10		2:11.673 P	47.484	36.072	48.117	191.1	14:51:10.584

117

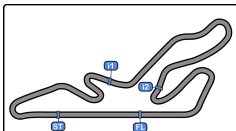
Javier Grande

Pirelli

Elite-SBK

Vta	D	Tiempo	Sector 1	Sector 2	Sector 3	T. Spd	Elapsed
1		14:33:36.324 P	14:32:26.338	34.731	35.255	120.4	14:33:36.324





Circuito de Madrid Jarama - RACI
COPA OPEN EASYRACE MOTOR
ENTRENAMIENTO CALIFICATIVO



Circuito de Madrid Jarama-RACE 3.850 m.

Mejores Sectores

Sector - 1			Sector - 2			Sector - 3			Vta. Ideal vs Mejor Vta.						
Clas	Nº	Piloto	Tiempo	Nº	Piloto	Tiempo	Nº	Piloto	Tiempo	Clas	Nº	Piloto	Ideal Lap	Best Lap	Clas
1	8	Erik Morillas Cuenca	37.567	8	Erik Morillas Cuenca	32.420	8	Erik Morillas Cuenca	26.907	1	8	Erik Morillas Cuenca	1:36.894	1:37.023	1
2	5	Francisco García Zárate	38.386	5	Francisco García Zárate	33.029	10	Juan F. Boisán Méndez	27.734	2	5	Roberto García Zárate	1:39.276	1:40.089	3
3	89	Christian Garrido Garcia	38.447	10	Juan F. Boisán Méndez	33.352	77	Javier Del Río	27.758	3	10	Juan F. Boisán Méndez	1:39.672	1:39.735	2
4	67	David Robles Rubio	38.499	89	Christian Garrido Garcia	33.440	24	Goyo Rodríguez Aranda	27.759	4	89	Christian Garrido Garcia	1:40.097	1:40.375	5
5	93	Roberto Sánchez-Camacho Cenci	38.552	37	Jesus Leal Viñas	33.662	37	Jesus Leal Viñas	27.807	5	37	Jesus Leal Viñas	1:40.294	1:40.294	4
6	10	Juan F. Boisán Méndez	38.586	16	Mikel Camara Menchaca	33.859	28	Jorge Santisteban	27.839	6	67	David Robles Rubio	1:40.362	1:40.812	8
7	77	Javier Del Río	38.686	93	Roberto Sánchez-Camacho Cenci	33.918	5	Francisco García Zárate	27.861	7	24	Goyo Rodríguez Aranda	1:40.550	1:40.592	6
8	18	Lorien Oliva Serrano	38.728	67	David Robles Rubio	33.936	99	Josue Sanchez Arroyo	27.926	8	77	Javier Del Río	1:40.594	1:40.743	7
9	24	Goyo Rodríguez Aranda	38.808	99	Josue Sanchez Arroyo	33.954	67	David Robles Rubio	27.927	9	93	Roberto Sánchez-Camacho Cenci	1:40.611	1:41.237	9
10	37	Jesus Leal Viñas	38.825	24	Goyo Rodríguez Aranda	33.983	18	Lorien Oliva Serrano	28.011	10	18	Lorien Oliva Serrano	1:40.780	1:41.428	10
11	28	Jorge Santisteban	38.940	18	Lorien Oliva Serrano	34.041	93	Roberto Sánchez-Camacho Cenci	28.141	11	99	Josue Sanchez Arroyo	1:41.279	1:41.477	11
12	31	David Cenisergue Patiño	39.033	65	Jesus Alvarez Calleja	34.132	31	David Cenisergue Patiño	28.202	12	16	Mikel Camara Menchaca	1:41.320	1:41.614	12
13	88	Benjami Vallmanya Cucurull	39.133	77	Javier Del Río	34.150	89	Christian Garrido Garcia	28.210	13	28	Jorge Santisteban	1:41.466	1:42.048	13
14	16	Mikel Camara Menchaca	39.194	88	Benjami Vallmanya Cucurull	34.493	16	Mikel Camara Menchaca	28.267	14	31	David Cenisergue Patiño	1:41.842	1:42.141	14
15	99	Josue Sanchez Arroyo	39.399	31	David Cenisergue Patiño	34.607	65	Jesus Alvarez Calleja	28.321	15	65	Jesus Alvarez Calleja	1:41.937	1:42.188	15
16	63	José María Sanguino San Roman	39.421	28	Jorge Santisteban	34.687	76	Enrique Vela Alvarez	28.354	16	88	Benjami Vallmanya Cucurull	1:42.185	1:42.194	16
17	65	Jesus Alvarez Calleja	39.484	117	Javier Grande	34.731	88	Benjami Vallmanya Cucurull	28.559	17	76	Enrique Vela Alvarez	1:42.706	1:42.803	17
18	76	Enrique Vela Alvarez	39.612	76	Enrique Vela Alvarez	34.740	36	Marcos Alarcón Carboneras	28.649	18	63	José María Sanguino San Roman	1:42.978	1:42.978	18
19	36	Marcos Alarcón Carboneras	39.844	36	Marcos Alarcón Carboneras	34.855	63	José María Sanguino San Roman	28.681	19	36	Marcos Alarcón Carboneras	1:43.348	1:43.381	19
20	34	Luis Utrilla Reyes	40.334	63	José María Sanguino San Roman	34.876	34	Luis Utrilla Reyes	29.030	20	34	Luis Utrilla Reyes	1:44.280	1:45.340	20
21	11	Javier Grande	Transpo	34	Luis Utrilla Reyes	34.916	117	Javier Grande	35.255	21	117	Javier Grande	Transpo	Transpo	21



Circuito de Madrid Jarama - RACI
COPA OPEN EASYRACE MOTOR
ENTRENAMIENTO CALIFICATIVO



5 Mejores Tiempos

Cls	Nº	Piloto	Cat	Cls	Equipo	Neumático	Mejor 1		Mejor 2		Mejor 3		Mejor 4		Mejor 5	
							Tiemp	Vta	Tiemp	Vta	Tiemp	Vta	Tiemp	Vta	Tiemp	Vta
1	8	Erik Morillas Cuenca	Elite-SBK	1		Dunlop	1:37.023	7	1:37.214	4	1:37.684	3	1:38.392	6	1:38.780	2
2	10	Juan F. Boisán Méndez	SBK	1		Dunlop	1:39.735	5	1:40.074	6	1:40.390	3	1:40.566	4	1:40.845	2
3	5	Roberto García Zárate	SSP	1		Pirelli	1:40.089	2	1:44.826	5	1:45.045	3	3:43.503	4		
4	37	Jesus Leal Viñas	Elite-SBK	2		Michelin	1:40.294	3	1:40.584	2	1:57.497	4				
5	89	Christian Garrido Garcia	SSP	2		Dunlop	1:40.375	4	1:41.500	3	1:41.718	2	1:55.182	5	2:00.622	8
6	24	Goyo Rodríguez Aranda	SBK	2		Dunlop	1:40.592	4	1:41.238	5	1:41.996	3	1:43.563	2	1:56.949	6
7	77	Javier Del Rio	SBK	3		Dunlop	1:40.743	3	1:40.850	4	1:41.426	2	3:00.612	5		
8	67	David Robles Rubio	SBK	4		Dunlop	1:40.812	6	1:41.065	5	1:41.188	4	1:43.059	2	1:43.321	3
9	93	Roberto Sánchez-Camacho Cenci	SBK	5		Pirelli	1:41.237	5	1:41.435	4	1:41.535	2	1:41.775	3	2:00.027	6
10	18	Lorien Oliva Serrano	SBK	6		Michelin	1:41.428	4	1:41.590	5	1:41.604	6	1:42.189	3	2:03.951	7
11	99	Josue Sanchez Arroyo	SSP	3		Dunlop	1:41.477	3	1:41.672	9	1:41.846	4	1:42.298	2	1:42.507	5
12	16	Mikel Camara Menchaca	SBK	7		Pirelli	1:41.614	4	1:41.718	8	1:42.478	5	1:42.659	3	1:43.327	2
13	28	Jorge Santisteban	SBK	8		Michelin	1:42.048	7	1:42.221	9	1:42.244	8	1:42.267	6	1:42.858	5
14	31	David Cenisergue Patiño	SBK	9		Dunlop	1:42.141	6	1:42.395	2	1:42.681	5	1:42.890	3	1:42.933	4
15	65	Jesus Alvarez Calleja	SSP	4		Pirelli	1:42.188	7	1:42.540	6	1:42.674	8	1:42.793	10	1:42.953	5
16	88	Benjami Vallmanya Cucurull	SBK	10		Pirelli	1:42.194	6	1:42.613	5	1:42.955	4	1:42.959	3	1:43.416	2
17	76	Enrique Vela Alvarez	SBK	11		Pirelli	1:42.803	3	1:43.804	2	1:50.204	4	1:50.525	6	2:44.762	5
18	63	José María Sanguino San Roman	SBK	12		Dunlop	1:42.978	3	1:45.944	4	1:46.725	2	1:55.242	5		
19	36	Marcos Alarcón Carboneras	SSP	5		Pirelli	1:43.381	7	1:43.601	6	1:44.306	3	1:44.357	4	1:44.686	9
20	34	Luis Utrilla Reyes	SSP	6		Michelin	1:45.340	8	1:45.570	9	1:45.882	2	1:46.030	3	1:46.042	4
21	117	Javier Grande	Elite-SBK	3		Pirelli										

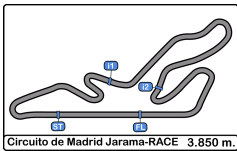


Circuito de Madrid Jarama - RACI
COPA OPEN EASYRACE MOTOR
ENTRENAMIENTO CALIFICATIVO



5 Mejores Velocidades

Clas	Nº	Piloto	Cat	Cls	Equipo	Neumático	Top 1		Top 2		Top 3		Top 4		Top 5		Avg
							Km/h	Vta	Km/h	Vta	Km/h	Vta	Km/h	Vta	Km/h	Vta	
1	89	Christian Garrido Garcia	SSP	1		Dunlop	235.2	5	231.7	4	229.7	3	228.8	7	225.4	2	230.2
2	5	Roberto García Zárate	SSP	2		Pirelli	233.7	5	228.8	2	219.0	3	105.6	4	100.0	1	177.4
3	10	Juan F. Boisán Méndez	SBK	1		Dunlop	230.7	2	229.2	6	228.3	4	226.8	5	224.0	3	227.8
4	34	Luis Utrilla Reyes	SSP	3		Michelin	230.7	9	225.9	8	219.5	3	218.1	4	217.3	5	222.3
5	16	Mikel Camara Menchaca	SBK	2		Pirelli	227.3	8	220.4	4	216.4	3	211.7	2	209.3	5	217.0
6	67	David Robles Rubio	SBK	3		Dunlop	224.0	4	213.8	6	210.1	2	207.2	7	204.1	5	211.8
7	77	Javier Del Rio	SBK	4		Dunlop	223.6	2	218.6	5	213.8	3	212.5	4	102.8	1	194.3
8	63	Jose Maria Sanguino San Roman	SBK	5		Dunlop	221.7	3	212.1	4	210.5	2	203.7	5	75.1	1	184.6
9	8	Erik Morillas Cuenca	Elite-SBK	1		Dunlop	216.8	7	216.4	4	216.4	6	215.1	5	213.8	8	215.7
10	31	David Cenisergue Patiño	SBK	6		Dunlop	216.4	2	214.2	5	213.8	7	209.3	4	204.1	3	211.6
11	37	Jesus Leal Viñas	Elite-SBK	2		Michelin	216.4	2	216.4	3	200.7	4	104.9	1			184.6
12	18	Lorien Oliva Serrano	SBK	7		Michelin	214.7	3	213.8	5	213.4	4	213.4	6	182.7	7	207.6
13	24	Goyo Rodriguez Aranda	SBK	8		Dunlop	213.4	4	205.3	5	199.6	2	198.1	3	195.6	6	202.4
14	88	Benjami Vallmanya Cucurull	SBK	9		Pirelli	213.0	7	211.7	9	211.3	5	210.1	4	208.0	3	210.8
15	36	Marcos Alarcón Carboneras	SSP	4		Pirelli	212.1	6	209.7	4	209.3	3	207.2	7	206.1	2	208.9
16	93	Roberto Sánchez-Camacho Cenci	SBK	10		Pirelli	212.1	5	209.3	2	206.1	3	204.5	4	194.9	6	205.4
17	76	Enrique Vela Alvarez	SBK	11		Pirelli	210.5	2	207.2	3	203.7	6	203.0	4	106.8	1	186.2
18	99	Josue Sanchez Arroyo	SSP	5		Dunlop	209.3	5	205.3	3	204.9	9	203.3	2	199.2	7	204.4
19	28	Jorge Santisteban	SBK	12		Michelin	206.1	9	198.5	2	192.1	3	192.1	10	185.8	6	194.9
20	65	Jesus Alvarez Calleja	SSP	6		Pirelli	204.5	7	203.0	10	202.2	8	195.2	6	195.2	9	200.0
21	117	Javier Grande	Elite-SBK	3		Pirelli	120.4	1									120.4

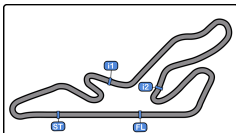


Circuito de Madrid Jarama - RACI
COPA OPEN EASYRACE MOTOR
ENTRENAMIENTO CALIFICATIVO



Secuencia Vueltas Rápidas

<u>Vta</u>	<u>Hora Día</u>	<u>Tiempo Sesión</u>	<u>Nº Piloto</u>	<u>Cat</u>	<u>Equipo</u>	<u>Neumático</u>	<u>Tiempo</u>	<u>Km/h</u>
2	14:35:15.782	1:40:15.782	8 Erik Morillas Cuenca	Elite- CBV		Dunlop	1:38.780	140.3
3	14:36:53.466	1:41:53.466	8 Erik Morillas Cuenca	Elite- CBV		Dunlop	1:37.684	141.8
4	14:38:30.680	1:43:30.680	8 Erik Morillas Cuenca	Elite- CBV		Dunlop	1:37.214	142.5
7	14:43:26.549	1:48:26.549	8 Erik Morillas Cuenca	Elite- CBV		Dunlop	1:37.023	142.8



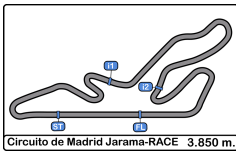
Circuito de Madrid Jarama-RACE 3.850 m.

Circuito de Madrid Jarama - RACI
COPA OPEN EASYRACE MOTOR
ENTRENAMIENTO CALIFICATIVO



Mejor Máxima Velocidad del Evento

Nº	Piloto	Cat	Clas	Equipo	Neumático	Km/h	Sesión
43	David Pérez Jiménez	SBK	1		Pirelli	237.8	ENTRENAMIENTO CALIFICATIVO 1 Cat A.
89	Christian Garrido Garcia	SSP	1		Dunlop	235.2	ENTRENAMIENTO CALIFICATIVO 2 Cat A.
34	Luis Utrilla Reyes	SSP	2		Michelin	234.7	ENTRENAMIENTO CALIFICATIVO 1 Cat A.
5	Roberto García Zárate	SSP	3		Pirelli	233.7	ENTRENAMIENTO CALIFICATIVO 2 Cat A.
117	Javier Grande	Elite-OPV	1		Pirelli	232.2	ENTRENAMIENTO CALIFICATIVO 1 Cat A.
10	Juan F. Boisán Méndez	SBK	2		Dunlop	230.7	ENTRENAMIENTO CALIFICATIVO 2 Cat A.
37	Jesus Leal Viñas	Elite-OPV	2		Michelin	229.7	ENTRENAMIENTO CALIFICATIVO 1 Cat A.
16	Mikel Camara Menchaca	SBK	3		Pirelli	227.3	ENTRENAMIENTO CALIFICATIVO 2 Cat A.
67	David Robles Rubio	SBK	4		Dunlop	224.0	ENTRENAMIENTO CALIFICATIVO 2 Cat A.
63	José María Sanguino San Roman	SBK	5		Dunlop	223.6	ENTRENAMIENTO CALIFICATIVO 1 Cat A.
77	Javier Del Rio	SBK	6		Dunlop	223.6	ENTRENAMIENTO CALIFICATIVO 2 Cat A.
31	David Cenisergue Patiño	SBK	7		Dunlop	220.8	ENTRENAMIENTO CALIFICATIVO 1 Cat A.
93	Roberto Sánchez-Camacho Cenci	SBK	8		Pirelli	219.5	ENTRENAMIENTO CALIFICATIVO 1 Cat A.
18	Lorien Oliva Serrano	SBK	9		Michelin	219.5	ENTRENAMIENTO CALIFICATIVO 1 Cat A.
8	Erik Morillas Cuenca	Elite-OPV	3		Dunlop	216.8	ENTRENAMIENTO CALIFICATIVO 2 Cat A.
36	Marcos Alarcón Carboneras	SSP	4		Pirelli	213.8	ENTRENAMIENTO CALIFICATIVO 1 Cat A.
24	Goyo Rodríguez Aranda	SBK	10		Dunlop	213.4	ENTRENAMIENTO CALIFICATIVO 2 Cat A.
88	Benjami Vallmanya Cucurull	SBK	11		Pirelli	213.0	ENTRENAMIENTO CALIFICATIVO 2 Cat A.
76	Enrique Vela Alvarez	SBK	12		Pirelli	210.5	ENTRENAMIENTO CALIFICATIVO 2 Cat A.
99	Josue Sanchez Arroyo	SSP	5		Dunlop	209.7	ENTRENAMIENTO CALIFICATIVO 1 Cat A.
65	Jesus Alvarez Calleja	SSP	6		Pirelli	206.5	ENTRENAMIENTO CALIFICATIVO 1 Cat A.
28	Jorge Santisteban	SBK	13		Michelin	206.1	ENTRENAMIENTO CALIFICATIVO 2 Cat A.



Circuito de Madrid Jarama - RACI
COPA OPEN EASYRACE MOTOR
ENTRENAMIENTO CALIFICATIVO



Tiempos Parada en Pit

5 Roberto García Zárate Pirelli

SSP

Nº	Hora Día	Tiempo	Tiempo Salida	Tiempo Box	T. Box Total	Handicap	Diff.
1	14:41:21.929	14:41:21.929	14:43:27.819	2:05.890	2:05.890		

8 Erik Morillas Cuenca Dunlop

Elite-SBK

Nº	Hora Día	Tiempo	Tiempo Salida	Tiempo Box	T. Box Total	Handicap	Diff.
1	14:45:12.518	14:45:12.518	14:46:42.867	1:30.349	1:30.349		

16 Mikel Camara Menchaca Pirelli

SBK

Nº	Hora Día	Tiempo	Tiempo Salida	Tiempo Box	T. Box Total	Handicap	Diff.
1	14:43:45.797	14:43:45.797	14:45:37.481	1:51.684	1:51.684		

18 Lorien Oliva Serrano Michelin

SBK

Nº	Hora Día	Tiempo	Tiempo Salida	Tiempo Box	T. Box Total	Handicap	Diff.
1	14:34:11.439	14:34:11.439	14:34:44.640	33.201	33.201		

31 David Cenisergue Patiño Dunlop

SBK

Nº	Hora Día	Tiempo	Tiempo Salida	Tiempo Box	T. Box Total	Handicap	Diff.
1	14:44:00.976	14:44:00.976	14:45:18.749	1:17.773	1:17.773		

34 Luis Utrilla Reyes Michelin

SSP

Nº	Hora Día	Tiempo	Tiempo Salida	Tiempo Box	T. Box Total	Handicap	Diff.
1	14:42:45.434	14:42:45.434	14:44:04.340	1:18.906	1:18.906		

76 Enrique Vela Alvarez Pirelli

SBK

Nº	Hora Día	Tiempo	Tiempo Salida	Tiempo Box	T. Box Total	Handicap	Diff.
1	14:40:36.107	14:40:36.107	14:41:39.728	1:03.621	1:03.621		

88 Benjami Vallmanya Cucurull Pirelli

SBK

Nº	Hora Día	Tiempo	Tiempo Salida	Tiempo Box	T. Box Total	Handicap	Diff.
1	14:44:05.840	14:44:05.840	14:45:56.960	1:51.120	1:51.120		

89 Christian Garrido Garcia Dunlop

SSP

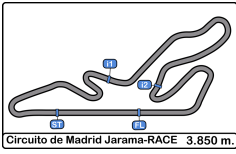
Nº	Hora Día	Tiempo	Tiempo Salida	Tiempo Box	T. Box Total	Handicap	Diff.
1	14:40:47.014	14:40:47.014	14:44:23.761	3:36.747	3:36.747		

99 Josue Sanchez Arroyo Dunlop

SSP

Nº	Hora Día	Tiempo	Tiempo Salida	Tiempo Box	T. Box Total	Handicap	Diff.
1	14:44:42.377	14:44:42.377	14:45:25.514	43.137	43.137		





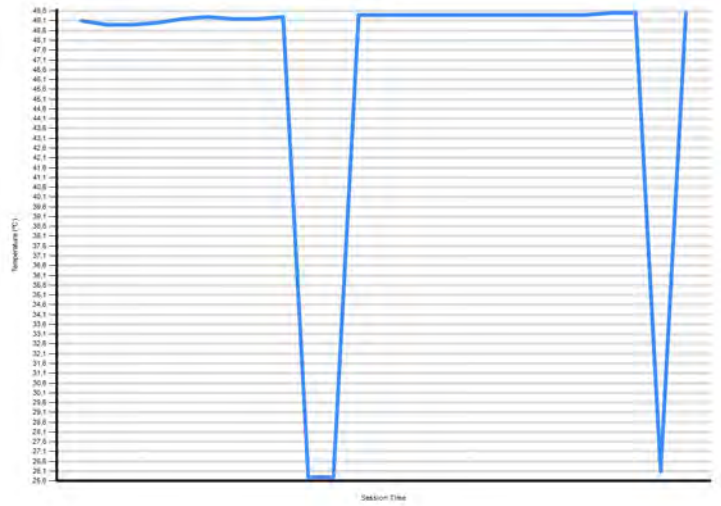
Circuito de Madrid Jarama - RACI
 COPA OPEN EASYRACE MOTOR
 ENTRENAMIENTO CALIFICATIVO
 Informe Meteorológico



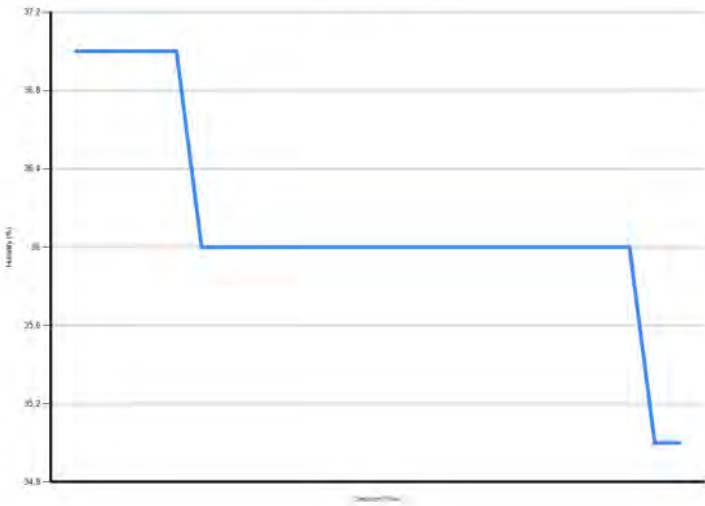
Temperatura Aire




Temperatura Pista




Humedad



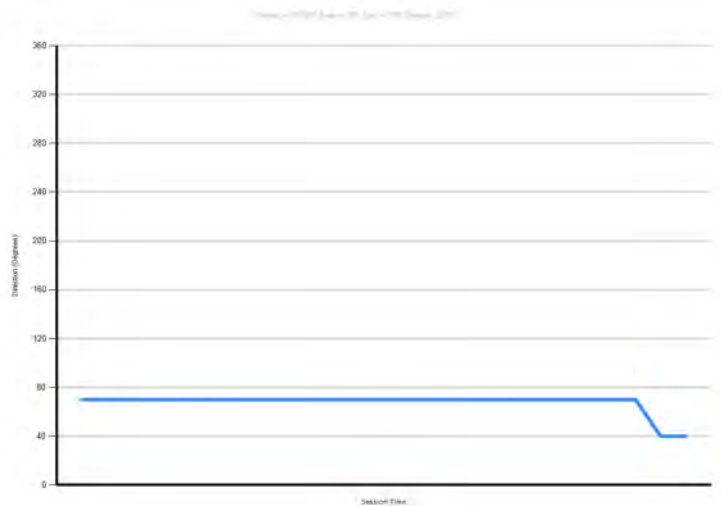
Presión

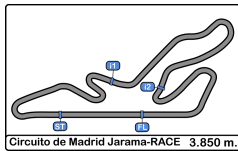


Velocidad Viento



Dirección Viento





Circuito de Madrid Jarama - RACE
COPA OPEN EASYRACE MOTORBIKE CUP
ENTRENAMIENTO CALIFICATIVO 2 Cat. B

Resultados Combinados

Cls	Nº	Piloto	Cat	Clas	Equipo	Neumático	Vtas.	EN1	EN2	EN1	EN2	Mejor	Dif 1º	Inter.	Km/h
1	8	Erik Morillas Cuenca	Elite	1		Dunlop	18	1:37.006	7	1:37.023	7	1:37.006			142.8
2	43	David Pérez Jiménez	SBK	1		Pirelli	9	1:38.201	9			1:38.201	1.195	1.195	141.1
3	117	Javier Grande	Elite	2		Pirelli	12	1:38.578	7	14:33:36	1	1:38.578	1.572	0.377	140.5
4	10	Juan F. Boisán Méndez	SBK	2		Dunlop	14	1:42.085	5	1:39.735	5	1:39.735	2.729	1.157	138.9
5	37	Jesus Leal Viñas	Elite	3		Michelin	15	1:39.916	4	1:40.294	3	1:39.916	2.910	0.181	138.7
6	5	Roberto García Zárate	SSP	1		Pirelli	15	1:40.194	9	1:40.089	2	1:40.089	3.083	0.173	138.4
7	63	José María Sanguino San Roman	SBK	3		Dunlop	17	1:40.111	8	1:42.978	3	1:40.111	3.105	0.022	138.4
8	93	Roberto Sánchez-Camacho Cenci	SBK	4		Pirelli	14	1:40.231	6	1:41.237	5	1:40.231	3.225	0.120	138.2
9	89	Christian Garrido García	SSP	2		Dunlop	18	1:40.365	9	1:40.375	4	1:40.365	3.359	0.134	138.0
10	24	Goyo Rodríguez Aranda	SBK	5		Dunlop	16	1:41.418	9	1:40.592	4	1:40.592	3.586	0.227	137.7
11	77	Javier Del Rio	SBK	6		Dunlop	11	1:43.223	3	1:40.743	3	1:40.743	3.737	0.151	137.5
12	67	David Robles Rubio	SBK	7		Dunlop	15	1:41.543	7	1:40.812	6	1:40.812	3.806	0.069	137.4
13	18	Lorien Oliva Serrano	SBK	8		Michelin	17	1:44.641	9	1:41.428	4	1:41.428	4.422	0.616	136.6
14	99	Josue Sanchez Arroyo	SSP	3		Dunlop	22	1:42.447	6	1:41.477	3	1:41.477	4.471	0.049	136.5
15	16	Mikel Camara Menchaca	SBK	9		Pirelli	18	1:42.368	6	1:41.614	4	1:41.614	4.608	0.137	136.3
16	65	Jesus Alvarez Calleja	SSP	4		Pirelli	22	1:41.819	9	1:42.188	7	1:41.819	4.813	0.205	136.1
17	31	David Cenisergue Patiño	SBK	10		Dunlop	20	1:42.035	5	1:42.141	6	1:42.035	5.029	0.216	135.8
18	28	Jorge Santisteban	SBK	11		Michelin	21	1:42.251	6	1:42.048	7	1:42.048	5.042	0.013	135.8
19	14	Luis Llorente Asensio	SSP	5		Dunlop	17			1:42.911	7	1:42.091	5.085	0.043	135.7
20	88	Benjami Vallmanya Cucurull	SBK	12		Pirelli	18	1:43.506	6	1:42.194	6	1:42.194	5.188	0.103	135.6
21	47	Hector Hernández Fernández	SSP	6		Dunlop	13			1:45.101	2	1:42.326	5.320	0.132	135.4
22	73	Fernando Romero	SBK	13		Michelin	18			1:44.362	7	1:42.560	5.554	0.234	135.1
23	74	Brais Jato Copa	SSP	7		Pirelli	18			1:42.680	10	1:42.680	5.674	0.120	134.9
24	36	Marcos Alarcón Carboneras	SSP	8		Pirelli	20	1:42.740	7	1:43.381	7	1:42.740	5.734	0.060	134.9
25	76	Enrique Vela Alvarez	SBK	14		Pirelli	15	1:42.752	4	1:42.803	3	1:42.752	5.746	0.012	134.8
26	17	Juan De Leste Ramirez	SBK	15			24			1:43.142	11	1:43.142	6.136	0.390	134.3
27	82	Jose Angel Mendoza Arranz	SBK	16		Dunlop	12			1:43.560	3	1:43.560	6.554	0.418	133.8
28	69	Aitor Gamarra Álvarez	SSP	9			14			1:43.590	5	1:43.590	6.584	0.030	133.7
29	34	Luis Utrilla Reyes	SSP	10		Michelin	20	1:43.893	9	1:45.340	8	1:43.893	6.887	0.303	133.4
30	77	Jesús Poo Collantes	SSP	11		Pirelli	5			1:44.291	5	1:44.291	7.285	0.398	132.8
31	7	Roberto Henche	SBK	17		Dunlop	19			1:45.263	8	1:44.542	7.536	0.251	132.5
32	199	Pablo Llorente Vallejo	SBK	18		Dunlop	17			1:44.580	7	1:44.580	7.574	0.038	132.5
33	27	Gabriel Lomas Figueras	SBK	19		Pirelli	14			1:47.020	3	1:44.973	7.967	0.393	132.0
34	29	Vicente Sanz Blanco	SBK	20		Dunlop	17			1:45.178	7	1:45.126	8.120	0.153	131.8
35	495	Jonathan Villacañas Segura	SBK	21		Dunlop	19			1:45.213	7	1:45.213	8.207	0.087	131.7
36	52	Begoña Pereda Palomo	SBK	22		Dunlop	14			1:45.981	7	1:47.777	8.975	0.768	130.7
37	50	Rosa M Fabra Bessa	SSP	12		Dunlop	21			1:48.046	5	1:46.581	9.575	0.600	130.0
38	98	Alejandro Vela Moreno	SBK	23		Pirelli	21			1:50.287	6	1:48.779	11.77	2.198	127.4
39	2	Roberto Amor Garcia	SBK	24		Dunlop	13			1:48.789	6	1:49.487	11.78	0.010	127.4
40	111	Israel Martínez Santos	SBK	25		Pirelli	13			1:49.041	5	1:50.335	12.03	0.252	127.1
41	13	Alejandro Gil Povea	SSP	13		Pirelli	18			1:49.288	6	1:49.163	12.15	0.122	126.9
42	96	Ferran Terribas Fernandez	SSP	14		Metzeler	14			1:51.840	5	1:52.259	14.83	2.677	123.9
43	124	Aleksandar Stefanov Todorov	SSP	15			19			2:03.240	8	1:59.355	22.34	7.515	116.1
44	16	Andrea Argiolas	SBK	26		Dunlop	13			2:04.991	4	2:04.486	27.48	5.131	111.3
45	42	María Tenaguillo Orive	SSP	16		Dunlop	13			2:05.660	5	2:09.152	28.65	1.174	110.2

Publicado a las:.....

Director Carrera:

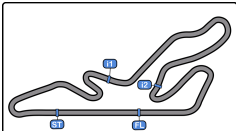
Pedro Pablo Sampedro

607362-M

Cronometrador:


 María Jesús GAMAZO
 607361-M





Circuito de Madrid Jarama-RACE 3.850 m.

Circuito de Madrid Jarama - RACI
COPA OPEN EASYRACE MOTOR
SUPERPOLE



Resultados Provisionales

Clas	Nº	Piloto	Cat	Clas	Equipo	Neumático	Vtas.	Mejor	Tiempo	Dif 1º	Interval	Km/h
1	117	Javier Grande	Elite- OPV	1		Pirelli	4	3	1:38.086			141.3
2	5	Roberto García Zárate	SSP	1		Pirelli	4	2	1:38.541	0.455	0.455	140.6
3	37	Jesus Leal Viñas	Elite- OPV	2		Michelin	4	3	1:38.567	0.481	0.026	140.6
4	63	Jose Maria Sanguino San Roman	SBK	1		Dunlop	4	2	1:39.432	1.346	0.865	139.3
5	89	Christian Garrido Garcia	SSP	2		Dunlop	4	2	1:40.150	2.064	0.718	138.3
6	24	Goyo Rodriguez Aranda	SBK	2		Dunlop	4	3	1:40.462	2.376	0.312	137.9
7	8	Erik Morillas Cuenca	Elite- OPV	3		Dunlop	2	2	1:48.398	10.312	7.936	127.8
8	10	Juan F. Boisán Méndez	SBK	3		Dunlop	2	2	1:57.207	19.121	8.809	118.2

Publicado a las:.....

Temp Pista: 50.0 °C Temp Aire: 24.1 °C Humedad: 34 % Estado Pista: SECA

Director Carrera:

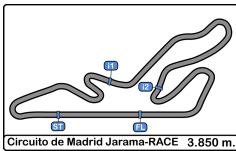
Pedro Pablo Sampedro

607362-M

Cronometrador:

Maria Jesus GAMAZO
607361-M





Circuito de Madrid Jarama - RACI
COPA OPEN EASYRACE MOTOR
SUPERPOLE



Resultados Provisionales por Categoría

Elite-SBK

Clas	Nº	Piloto	Cat	Clas	Equipo	Neumático	Vtas.	Mejor	Tiempo	Dif 1º	Interval	Km/h
1	117	Javier Grande	Elite-SBK	1		Pirelli	4	3	1:38.086			141.3
2	37	Jesus Leal Viñas	Elite-SBK	2		Michelin	4	3	1:38.567	0.481	0.481	140.6
3	8	Erik Morillas Cuenca	Elite-SBK	3		Dunlop	2	2	1:48.398	10.312	9.831	127.8

SSP

Clas	Nº	Piloto	Cat	Clas	Equipo	Neumático	Vtas.	Mejor	Tiempo	Dif 1º	Interval	Km/h
1	5	Roberto García Zárate	SSP	1		Pirelli	4	2	1:38.541			140.6
2	89	Christian Garrido Garcia	SSP	2		Dunlop	4	2	1:40.150	1.609	1.609	138.3

SBK

Clas	Nº	Piloto	Cat	Clas	Equipo	Neumático	Vtas.	Mejor	Tiempo	Dif 1º	Interval	Km/h
1	63	José María Sanguino San Roman	SBK	1		Dunlop	4	2	1:39.432			139.3
2	24	Goyo Rodriguez Aranda	SBK	2		Dunlop	4	3	1:40.462	1.030	1.030	137.9
3	10	Juan F. Boisán Méndez	SBK	3		Dunlop	2	2	1:57.207	17.775	16.745	118.2

Publicado a las:.....

Temp Pista: 50.0 °C Temp Aire: 24.1 °C Humedad: 34 % Estado Pista: SECA

Director Carrera:

Pedro Pablo Sampedro

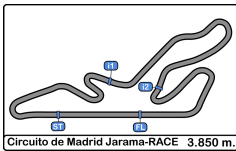
607362-M

Cronometrador:

María-Jesús GAMAZO

607361-M





Circuito de Madrid Jarama - RACI
COPA OPEN EASYRACE MOTOR
SUPERPOLE



Circuito de Madrid Jarama-RACE 3.850 m. **Tiempos Por Vuelta**

5 Roberto García Zárate Pirelli

SSP

Vta	D	Tiempo	Sector 1	Sector 2	Sector 3	T. Spd	Elapsed
1		14:54:55.982	14:53:54.794	33.196	27.992	123.8	14:54:55.982
2		1:38.541	38.154	32.864	27.523	231.2	14:56:34.523
3		1:38.915	38.146	33.231	27.538	227.3	14:58:13.438
4		2:14.804 P	1:00.488	37.213	37.103	204.5	15:00:28.242

8 Erik Morillas Cuenca Dunlop

Elite-SBK

Vta	D	Tiempo	Sector 1	Sector 2	Sector 3	T. Spd	Elapsed
1		14:58:41.941	14:57:41.179	33.452	27.310	134.6	14:58:41.941
2		1:48.398 P	39.264	33.150	35.984	219.0	15:00:30.339

10 Juan F. Boisán Méndez Dunlop

SBK

Vta	D	Tiempo	Sector 1	Sector 2	Sector 3	T. Spd	Elapsed
1		14:57:23.203	14:56:20.916	34.177	28.110	112.9	14:57:23.203
2		1:57.207 P	41.851	35.143	40.213	206.5	14:59:20.410

24 Goyo Rodríguez Aranda Dunlop

SBK

Vta	D	Tiempo	Sector 1	Sector 2	Sector 3	T. Spd	Elapsed
1		14:55:03.302	14:54:00.658	34.532	28.112	111.8	14:55:03.302
2		1:41.087	39.039	34.133	27.915	196.7	14:56:44.389
3		1:40.462	38.815	33.731	27.916	199.6	14:58:24.851
4		2:37.081 P	1:09.269	41.415	46.397	153.8	15:01:01.932

37 Jesus Leal Viñas Michelin

Elite-SBK

Vta	D	Tiempo	Sector 1	Sector 2	Sector 3	T. Spd	Elapsed
1		14:54:45.090	14:53:43.618	33.736	27.736	108.3	14:54:45.090
2		1:39.426	38.479	33.379	27.568	219.0	14:56:24.516
3		1:38.567	37.863	33.138	27.566	226.4	14:58:03.083
4		2:07.933 P	49.857	38.668	39.408	195.2	15:00:11.016

63 José Maria Sanguino San Roman Dunlop

SBK

Vta	D	Tiempo	Sector 1	Sector 2	Sector 3	T. Spd	Elapsed
1		14:54:53.701	14:53:51.242	34.564	27.895	128.1	14:54:53.701
2		1:39.432	38.085	33.798	27.549	222.2	14:56:33.133
3		1:39.784	38.285	33.793	27.706	211.7	14:58:12.917
4		2:19.556 P	55.520	42.263	41.773	164.1	15:00:32.473

89 Christian Garrido Garcia Dunlop

SSP

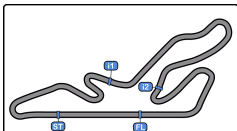
Vta	D	Tiempo	Sector 1	Sector 2	Sector 3	T. Spd	Elapsed
1		14:55:08.863	14:54:06.152	34.163	28.548	113.8	14:55:08.863
2		1:40.150	38.785	33.288	28.077	224.5	14:56:49.013
3		1:40.735	38.780	33.630	28.325	228.3	14:58:29.748
4		2:03.991 P	44.689	38.713	40.589	203.3	15:00:33.739

117 Javier Grande Pirelli

Elite-SBK

Vta	D	Tiempo	Sector 1	Sector 2	Sector 3	T. Spd	Elapsed
1		14:54:50.385	14:53:48.296	34.584	27.505	122.4	14:54:50.385
2		1:38.171	37.793	33.252	27.126	229.2	14:56:28.556
3		1:38.086	37.806	32.983	27.297	228.8	14:58:06.642
4		2:02.633 P	46.326	38.085	38.222	203.3	15:00:09.275





Circuito de Madrid Jarama-RACE 3.850 m.

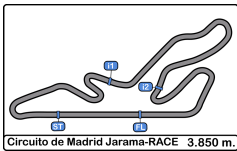
Circuito de Madrid Jarama - RACI
COPA OPEN EASYRACE MOTOR
SUPERPOLE



Mejores Sectores

Sector - 1				Sector - 2				Sector - 3				Vta. Ideal vs Mejor Vta.			
Clas	Nº	Piloto	Tiempo	Nº	Piloto	Tiempo	Nº	Piloto	Tiempo	Clas	Nº	Piloto	Ideal Lap	Best Lap	Clas
1	11	Javier Grande	37.793	5	Francisco García Zárate	32.864	117	Javier Grande	27.126	1	117	Javier Grande	1:37.902	1:38.086	1
2	37	Jesus Leal Viñas	37.863	117	Javier Grande	32.983	8	Erik Morillas Cuenca	27.310	2	5	Roberto García Zárate	1:38.533	1:38.541	2
3	63	José María Sanguino San Roman	38.085	37	Jesus Leal Viñas	33.138	5	Francisco García Zárate	27.523	3	37	Jesus Leal Viñas	1:38.567	1:38.567	3
4	5	Francisco García Zárate	38.146	8	Erik Morillas Cuenca	33.150	63	José María Sanguino San Roman	27.549	4	63	José María Sanguino San Roman	1:39.427	1:39.432	4
5	89	Christian Garrido Garcia	38.780	89	Christian Garrido Garcia	33.288	37	Jesus Leal Viñas	27.566	5	8	Erik Morillas Cuenca	1:39.724	1:48.398	7
6	24	Goyo Rodríguez Aranda	38.815	24	Goyo Rodríguez Aranda	33.731	24	Goyo Rodríguez Aranda	27.915	6	89	Christian Garrido Garcia	1:40.145	1:40.150	5
7	8	Erik Morillas Cuenca	39.264	63	José María Sanguino San Roman	33.793	89	Christian Garrido Garcia	28.077	7	24	Goyo Rodríguez Aranda	1:40.461	1:40.462	6
8	10	Juan F. Boisán Méndez	41.851	10	Juan F. Boisán Méndez	34.177	10	Juan F. Boisán Méndez	28.110	8	10	Juan F. Boisán Méndez	1:44.138	1:57.207	8



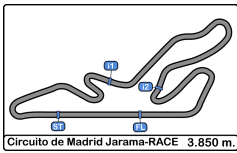


Circuito de Madrid Jarama - RACI
COPA OPEN EASYRACE MOTOR
SUPERPOLE



5 Mejores Tiempos

Cls	Nº	Piloto	Cat	Cls	Equipo	Neumático	Mejor 1		Mejor 2		Mejor 3		Mejor 4		Mejor 5	
							Tiemp	Vta	Tiemp	Vta	Tiemp	Vta	Tiemp	Vta	Tiemp	Vta
1	117	Javier Grande	Elite-SBK	1		Pirelli	1:38.086	3	1:38.171	2	2:02.633	4				
2	5	Roberto García Zárate	SSP	1		Pirelli	1:38.541	2	1:38.915	3	2:14.804	4				
3	37	Jesus Leal Viñas	Elite-SBK	2		Michelin	1:38.567	3	1:39.426	2	2:07.933	4				
4	63	José María Sanguino San Roman	SBK	1		Dunlop	1:39.432	2	1:39.784	3	2:19.556	4				
5	89	Christian Garrido Garcia	SSP	2		Dunlop	1:40.150	2	1:40.735	3	2:03.991	4				
6	24	Goyo Rodríguez Aranda	SBK	2		Dunlop	1:40.462	3	1:41.087	2	2:37.081	4				
7	8	Erik Morillas Cuenca	Elite-SBK	3		Dunlop	1:48.398	2								
8	10	Juan F. Boisán Méndez	SBK	3		Dunlop	1:57.207	2								

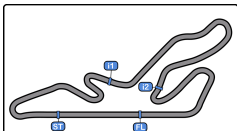


Circuito de Madrid Jarama - RACI
COPA OPEN EASYRACE MOTOR
SUPERPOLE



5 Mejores Velocidades

Clas	Nº	Piloto	Cat	Cls	Equipo	Neumático	Top 1		Top 2		Top 3		Top 4		Top 5		Avg
							Km/h	Vta	Km/h	Vta	Km/h	Vta	Km/h	Vta	Km/h	Vta	
1	5	Roberto García Zárate	SSP	1		Pirelli	231.2	2	227.3	3	204.5	4	123.8	1			196.7
2	117	Javier Grande	E1tte-SBK	1		Pirelli	229.2	2	228.8	3	203.3	4	122.4	1			195.9
3	89	Christian Garrido Garcia	SSP	2		Dunlop	228.3	3	224.5	2	203.3	4	113.8	1			192.5
4	37	Jesus Leal Viñas	E1tte-SBK	2		Michelin	226.4	3	219.0	2	195.2	4	108.3	1			187.2
5	63	Jose Maria Sanguino San Roman	SBK	1		Dunlop	222.2	2	211.7	3	164.1	4	128.1	1			181.5
6	8	Erik Morillas Cuenca	E1tte-SBK	3		Dunlop	219.0	2	134.6	1							176.8
7	10	Juan F. Boisán Méndez	SBK	2		Dunlop	206.5	2	112.9	1							159.7
8	24	Goyo Rodriguez Aranda	SBK	3		Dunlop	199.6	3	196.7	2	153.8	4	111.8	1			165.4



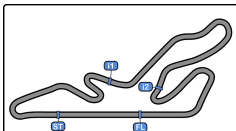
Circuito de Madrid Jarama-RACE 3.850 m.

Circuito de Madrid Jarama - RACI
COPA OPEN EASYRACE MOTOR
SUPERPOLE



Secuencia Vueltas Rápidas

<u>Vta</u>	<u>Hora Día</u>	<u>Tiempo Sesión</u>	<u>Nº Piloto</u>	<u>Cat</u>	<u>Equipo</u>	<u>Neumático</u>	<u>Tiempo</u>	<u>Km/h</u>
2	14:56:24.516	2:03:24.516	37 Jesus Leal Viñas	Elite- CBV		Michelin	1:39.426	139.4
2	14:56:28.556	2:03:28.556	117 Javier Grande	Elite- CBV		Pirelli	1:38.171	141.1
3	14:58:06.642	2:05:06.642	117 Javier Grande	Elite- CBV		Pirelli	1:38.086	141.3



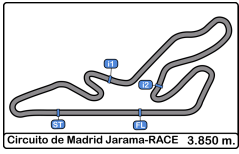
Circuito de Madrid Jarama - RACI
COPA OPEN EASYRACE MOTOR
SUPERPOLE



Circuito de Madrid Jarama-RACE 3.850 m.

Mejor Máxima Velocidad del Evento

Nº	Piloto	Cat	Clas	Equipo	Neumático	Km/h	Sesión
43	David Pérez Jiménez	SBK	1		Pirelli	237.8	ENTRENAMIENTO CALIFICATIVO 1 Cat. A.
89	Christian Garrido Garcia	SSP	1		Dunlop	235.2	ENTRENAMIENTO CALIFICATIVO 2 Cat. A.
34	Luis Utrilla Reyes	SSP	2		Michelin	234.7	ENTRENAMIENTO CALIFICATIVO 1 Cat. A.
14	Luis Llorente Asensio	SSP	3		Dunlop	234.2	ENTRENAMIENTO CALIFICATIVO 1 Cat. B.
5	Roberto García Zárate	SSP	4		Pirelli	233.7	ENTRENAMIENTO CALIFICATIVO 2 Cat. A.
117	Javier Grande	Elite- SBK	1		Pirelli	232.2	ENTRENAMIENTO CALIFICATIVO 1 Cat. A.
73	Fernando Romero Suárez	SBK	2		Michelin	231.2	ENTRENAMIENTO CALIFICATIVO 2 Cat. B.
10	Juan F. Boisán Méndez	SBK	3		Dunlop	230.7	ENTRENAMIENTO CALIFICATIVO 2 Cat. A.
37	Jesus Leal Viñas	Elite- SBK	2		Michelin	229.7	ENTRENAMIENTO CALIFICATIVO 1 Cat. A.
16	Mikel Camara Menchaca	SBK	4		Pirelli	227.3	ENTRENAMIENTO CALIFICATIVO 2 Cat. A.
67	David Robles Rubio	SBK	5		Dunlop	224.0	ENTRENAMIENTO CALIFICATIVO 2 Cat. A.
63	José María Sanguino San Roman	SBK	6		Dunlop	223.6	ENTRENAMIENTO CALIFICATIVO 1 Cat. A.
77	Javier Del Rio	SBK	7		Dunlop	223.6	ENTRENAMIENTO CALIFICATIVO 2 Cat. A.
31	David Cenisergue Patiño	SBK	8		Dunlop	220.8	ENTRENAMIENTO CALIFICATIVO 1 Cat. A.
495	Jonathan Villacañas Segura	SBK	9		Dunlop	219.9	ENTRENAMIENTO CALIFICATIVO 1 Cat. B.
199	Pablo Llorente Vallejo	SBK	10		Dunlop	219.9	ENTRENAMIENTO CALIFICATIVO 2 Cat. B.
93	Roberto Sánchez-Camacho Cenci	SBK	11		Pirelli	219.5	ENTRENAMIENTO CALIFICATIVO 1 Cat. A.
18	Lorien Oliva Serrano	SBK	12		Michelin	219.5	ENTRENAMIENTO CALIFICATIVO 1 Cat. A.
8	Erik Morillas Cuenca	Elite- SBK	3		Dunlop	219.0	SUPERPOLE
7	Roberto Henche Gonzalez	SBK	13		Dunlop	216.4	ENTRENAMIENTO CALIFICATIVO 2 Cat. B.
777	Jesús Poo Collantes	SSP	5		Pirelli	216.0	ENTRENAMIENTO CALIFICATIVO 1 Cat. B.
29	Vicente Sanz Blanco	SBK	14		Dunlop	215.1	ENTRENAMIENTO CALIFICATIVO 2 Cat. B.
36	Marcos Alarcón Carboneras	SSP	6		Pirelli	213.8	ENTRENAMIENTO CALIFICATIVO 1 Cat. A.
69	Aitor Gamarra Álvarez	SSP	7			213.8	ENTRENAMIENTO CALIFICATIVO 2 Cat. B.
74	Brais Jato Copa	SSP	8		Pirelli	213.4	ENTRENAMIENTO CALIFICATIVO 1 Cat. B.
98	Alejandro Vela Moreno	SBK	15		Pirelli	213.4	ENTRENAMIENTO CALIFICATIVO 1 Cat. B.
24	Goyo Rodríguez Aranda	SBK	16		Dunlop	213.4	ENTRENAMIENTO CALIFICATIVO 2 Cat. A.
88	Benjami Vallmanya Cucurull	SBK	17		Pirelli	213.0	ENTRENAMIENTO CALIFICATIVO 2 Cat. A.
47	Hector Hernández Fernández	SSP	9		Dunlop	212.5	ENTRENAMIENTO CALIFICATIVO 2 Cat. B.
76	Enrique Vela Alvarez	SBK	18		Pirelli	210.5	ENTRENAMIENTO CALIFICATIVO 2 Cat. A.
99	Josue Sanchez Arroyo	SSP	10		Dunlop	209.7	ENTRENAMIENTO CALIFICATIVO 1 Cat. A.
13	Alejandro Gil Povea	SSP	11		Pirelli	207.2	ENTRENAMIENTO CALIFICATIVO 1 Cat. B.
65	Jesus Alvarez Calleja	SSP	12		Pirelli	206.5	ENTRENAMIENTO CALIFICATIVO 1 Cat. A.
2	Roberto Amor Garcia	SBK	19		Dunlop	206.5	ENTRENAMIENTO CALIFICATIVO 2 Cat. B.
28	Jorge Santisteban	SBK	20		Michelin	206.1	ENTRENAMIENTO CALIFICATIVO 2 Cat. A.
124	Aleksandar Stefanov Todorov	SSP	13			205.3	ENTRENAMIENTO CALIFICATIVO 1 Cat. B.
111	Israel Martinez Santos	SBK	21		Pirelli	204.5	ENTRENAMIENTO CALIFICATIVO 2 Cat. B.
17	Juan De Leste Ramirez	SBK	22			201.8	ENTRENAMIENTO CALIFICATIVO 2 Cat. B.
82	Jose Angel Mendoza Arranz	SBK	23		Dunlop	199.6	ENTRENAMIENTO CALIFICATIVO 2 Cat. B.
52	Begoña Pereda Palomo	SBK	24		Dunlop	196.7	ENTRENAMIENTO CALIFICATIVO 1 Cat. B.
50	Rosa M Fabra Bessa	SSP	14		Dunlop	196.7	ENTRENAMIENTO CALIFICATIVO 2 Cat. B.
96	Ferran Terribas Fernandez	SSP	15		Metzeler	194.5	ENTRENAMIENTO CALIFICATIVO 1 Cat. B.
27	Gabriel Lomas Figueras	SBK	25		Pirelli	193.2	ENTRENAMIENTO CALIFICATIVO 2 Cat. B.
169	Andrea Argiolas	SBK	26		Dunlop	189.4	ENTRENAMIENTO CALIFICATIVO 2 Cat. B.
42	María Tenaguillo Orive	SSP	16		Dunlop	158.8	ENTRENAMIENTO CALIFICATIVO 1 Cat. B.

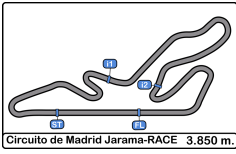


Circuito de Madrid Jarama - RACI
COPA OPEN EASYRACE MOTOR
SUPERPOLE



Tiempos Parada en Pit






Circuito de Madrid Jarama - RACI
COPA OPEN EASYRACE MOTOR
SUPERPOLE




Informe Meteorológico


Temperatura Aire



Temperatura Pista



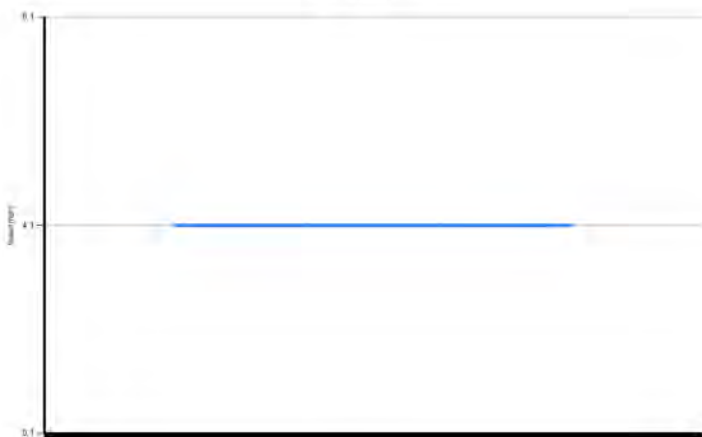
Humedad



Presión



Velocidad Viento



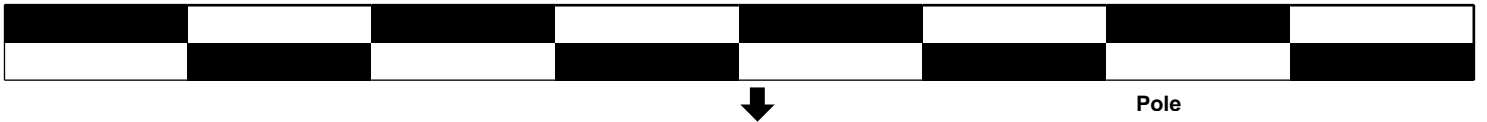
Dirección Viento





Circuito de Madrid Jarama - RACE
COPA OPEN EASYRACE MOTORBIKE CUP
CARRERA Cat B.
Parrilla de Salida

	42 María Tenaquillo Orive 23	169 Andrea Araiolas 22	...8...
124 Aleksandar Stefanov Todorov 21	96 Ferran Terribas Fernandez 20	13 Alejandro Gil Povea 19	...7...
111 Israel Martinez Santos 18	2 Roberto Amor Garcia 17	98 Alejandro Vela Moreno 16	...6...
50 Rosa M Fabra Bessa 15	52 Beqoña Pereda Palomo 14	495 Jonathan Villacañas Secura 13	...5...
29 Vicente Sanz Blanco 12	27 Gabriel Lomas Fiqueras 11	199 Pablo Llorente Vallejo 10	...4...
7 Roberto Henche Gonzalez 9	34 Luis Utrilla Reves 8	69 Aitor Gamarra Álvarez 7	...3...
82 Jose Angel Mendoza Arranz 6	17 Juan De Leste Ramirez 5	76 Enrioue Vela Alvarez 4	...2...
36 Marcos Alarcón Carboneras 3	74 Brais Jato Copa 2	73 Fernando Romero Suárez 1	...1...

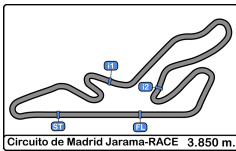


Pole

Publicado a las:.....

Comisarios Deportivos:			Cronometrador:
Venancio Menéndez Pérez 607360-M	Rosa Maria Sanchez Cuesta 97001-VA	Alberto Ibañez Freire 548746-CR	 María Jesús GAMAZO 607361-M





Circuito de Madrid Jarama - RACE
COPA OPEN EASYRACE MOTORBIKE CUP
CARRERA Cat B.
Resultados Provisionales

Clas	Nº	Piloto	Cat	Clas	Equipo	Neumático	Vtas.	Tiempo Total	Dif 1º	Interval	Km/h	Mejor	Tiempo	Km/h
1	73	Fernando Romero Suárez	SBK	1		Michelin	11	19:04.013			133.2	11	1:42.737	134.9
2	82	Jose Angel Mendoza Arranz	SBK	2		Dunlop	11	19:04.657	0.644	0.644	133.1	3	1:41.593	136.4
3	69	Aitor Gamarra Álvarez	SSP	1			11	19:07.453	3.440	2.796	132.8	5	1:43.166	134.3
4	17	Juan De Leste Ramirez	SBK	3			11	19:09.440	5.427	1.987	132.6	7	1:42.120	135.7
5	34	Luis Utrilla Reyes	SSP	2		Michelin	11	19:10.270	6.257	0.830	132.5	10	1:43.285	134.1
6	27	Gabriel Lomas Figueras	SBK	4		Pirelli	11	19:16.043	12.030	5.773	131.8	10	1:43.174	134.3
7	74	Brais Jato Copa	SSP	3		Pirelli	11	19:16.878	12.865	0.835	131.7	10	1:43.743	133.5
8	36	Marcos Alarcón Carboneras	SSP	4		Pirelli	11	19:17.102	13.089	0.224	131.7	11	1:42.796	134.8
9	495	Jonathan Villacañas Segura	SBK	5		Dunlop	11	19:19.010	14.997	1.908	131.5	9	1:43.931	133.3
10	29	Vicente Sanz Blanco	SBK	6		Dunlop	11	19:21.211	17.198	2.201	131.2	10	1:43.758	133.5
11	199	Pablo Llorente Vallejo	SBK	7		Dunlop	11	19:23.865	19.852	2.654	130.9	10	1:43.799	133.5
12	2	Roberto Amor Garcia	SBK	8		Dunlop	11	19:25.208	21.195	1.343	130.8	9	1:44.021	133.2
13	50	Rosa M Fabra Bessa	SSP	5		Dunlop	11	19:45.502	41.489	20.294	128.6	6	1:45.634	131.2
14	52	Begoña Pereda Palomo	SBK	9		Dunlop	11	19:46.852	42.839	1.350	128.4	11	1:44.219	132.9
15	111	Israel Martinez Santos	SBK	10		Pirelli	11	19:56.592	52.579	9.740	127.4	10	1:46.156	130.5
16	13	Alejandro Gil Povea	SSP	6		Pirelli	11	20:21.949	1:17.936	25.357	124.7	4	1:48.367	127.8
17	96	Ferran Terribas Fernandez	SSP	7		Metzeler	11	20:58.091	1:54.078	36.142	121.1	2	1:50.133	125.8
18	169	Andrea Argiolas	SBK	11		Dunlop	10	20:38.296	1 Vta.	1 Vta.	111.9	3	1:59.484	115.9
19	42	María Tenaguillo Orive	SSP	8		Dunlop	10	20:56.474	1 Vta.	18.178	110.3	9	2:03.404	112.3
20	7	Roberto Henche Gonzalez	SBK	12		Dunlop	9	19:19.848	2 Vtas.	1 Vta.	107.5	7	1:43.860	133.4

Not classified: (Requirements: 75% of number laps of leader = 9 Laps)

124	Aleksandar Stefanov Todorov	SSP					5	10:59.942	6 Vtas.	4 Vtas.	105.0	2	2:05.200	110.7
98	Alejandro Vela Moreno	SBK				Pirelli	5	15:56.394	6 Vtas.	4:56.452	72.4	3	1:53.886	121.7

Vta. Rápida Jose Angel Mendoza Arranz en 1:41.593 a 136.4 Km/h en la vta. 3

Publicado a las:.....

Temp Pista: 36.1 °C Temp Aire: 25.8 °C Humedad: 28 % Estado Pista: SECA

Director Carrera:

Pedro Pablo Sampedro

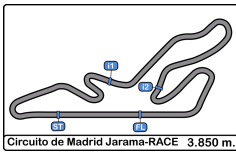
607362-M

Cronometrador:

María Jesús GAMAZO

607361-M





Circuito de Madrid Jarama - RACE
COPA OPEN EASYRACE MOTORBIKE CUP
CARRERA Cat B.
Resultados Provisionales por Categoría

SBK														
Clas	Nº	Piloto	Cat	Clas	Equipo	Neumático	Vtas.	Tiempo Total	Dif 1º	Interval	Km/h	Mejor	Tiemp	Km/h
1	73	Fernando Romero Suárez	SBK	1		Michelin	11	19:04.013			133.2	11	1:42.73	134.9
2	82	Jose Angel Mendoza Arranz	SBK	2		Dunlop	11	19:04.657	0.644	0.644	133.1	3	1:41.59	136.4
3	17	Juan De Leste Ramirez	SBK	3			11	19:09.440	5.427	4.783	132.6	7	1:42.12	135.7
4	27	Gabriel Lomas Figueras	SBK	4		Pirelli	11	19:16.043	12.030	6.603	131.8	10	1:43.17	134.3
5	495	Jonathan Villacañas Segura	SBK	5		Dunlop	11	19:19.010	14.997	2.967	131.5	9	1:43.93	133.3
6	29	Vicente Sanz Blanco	SBK	6		Dunlop	11	19:21.211	17.198	2.201	131.2	10	1:43.75	133.5
7	199	Pablo Llorente Vallejo	SBK	7		Dunlop	11	19:23.865	19.852	2.654	130.9	10	1:43.79	133.5
8	2	Roberto Amor Garcia	SBK	8		Dunlop	11	19:25.208	21.195	1.343	130.8	9	1:44.02	133.2
9	52	Begoña Pereda Palomo	SBK	9		Dunlop	11	19:46.852	42.839	21.644	128.4	11	1:44.21	132.9
10	111	Israel Martinez Santos	SBK	10		Pirelli	11	19:56.592	52.579	9.740	127.4	10	1:46.15	130.5
11	169	Andrea Argiolas	SBK	11		Dunlop	10	20:38.296	1 Vta.	1 Vta.	111.9	3	1:59.48	115.9
12	7	Roberto Henche Gonzalez	SBK	12		Dunlop	9	19:19.848	2 Vtas.	1 Vta.	107.5	7	1:43.86	133.4
Not classified: (Requirements: 75% of number laps of leader = 9 Laps)														
98		Alejandro Vela Moreno	SBK	13		Pirelli	5	15:56.394	6 Vtas.	4 Vtas.	72.4	3	1:53.88	121.7

SSP														
Clas	Nº	Piloto	Cat	Clas	Equipo	Neumático	Vtas.	Tiempo Total	Dif 1º	Interval	Km/h	Mejor	Tiemp	Km/h
1	69	Aitor Gamarra Álvarez	SSP	1			11	19:07.453			132.8	5	1:43.16	134.3
2	34	Luis Utrilla Reyes	SSP	2		Michelin	11	19:10.270	2.817	2.817	132.5	10	1:43.28	134.1
3	74	Brais Jato Copa	SSP	3		Pirelli	11	19:16.878	9.425	6.608	131.7	10	1:43.74	133.5
4	36	Marcos Alarcón Carboneras	SSP	4		Pirelli	11	19:17.102	9.649	0.224	131.7	11	1:42.79	134.8
5	50	Rosa M Fabra Bessa	SSP	5		Dunlop	11	19:45.502	38.049	28.400	128.6	6	1:45.63	131.2
6	13	Alejandro Gil Povea	SSP	6		Pirelli	11	20:21.949	1:14.496	36.447	124.7	4	1:48.36	127.8
7	96	Ferran Terribas Fernandez	SSP	7		Metzeler	11	20:58.091	1:50.638	36.142	121.1	2	1:50.13	125.8
8	42	María Tenaguillo Orive	SSP	8		Dunlop	10	20:56.474	1 Vta.	1 Vta.	110.3	9	2:03.40	112.3
Not classified: (Requirements: 75% of number laps of leader = 9 Laps)														
124		Aleksandar Stefanov Todorov	SSP	9			5	10:59.942	6 Vtas.	5 Vtas.	105.0	2	2:05.20	110.7

Vta. Rápida Jose Angel Mendoza Arranz en 1:41.593 a 136.4 Km/h en la vta. 3

Publicado a las:.....

Temp Pista: 36.1 °C Temp Aire: 25.8 °C Humedad: 28 % Estado Pista: SECA

Director Carrera:

Pedro Pablo Sampedro

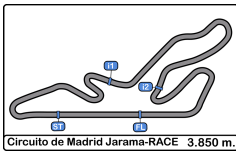
607362-M

Cronometrador:

María Jesús GAMAZO

607361-M

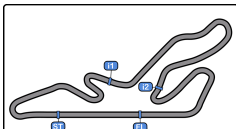




Circuito de Madrid Jarama - RACE
COPA OPEN EASYRACE MOTORBIKE CUP
CARRERA Cat B.

Clasificación Provisional por Vuelta Rápida de Piloto

Cl	Nº	Equipo/Concursante	Neumático	Piloto	Cat	Cl	Vtas.	Mejor	Tiempo	Dif 1º	Interval	Km/h
1	82		Dunlop	Jose Angel Mendoza Arranz	SBK	1	11	3	1:41.593			136.4
2	17			Juan De Leste Ramirez	SBK	2	11	7	1:42.120	0.527	0.527	135.7
3	73		Michelin	Fernando Romero Suárez	SBK	3	11	11	1:42.737	1.144	0.617	134.9
4	36		Pirelli	Marcos Alarcón Carboneras	SSP	1	11	11	1:42.796	1.203	0.059	134.8
5	69			Aitor Gamarra Álvarez	SSP	2	11	5	1:43.166	1.573	0.370	134.3
6	27		Pirelli	Gabriel Lomas Figueras	SBK	4	11	10	1:43.174	1.581	0.008	134.3
7	34		Michelin	Luis Utrilla Reyes	SSP	3	11	10	1:43.285	1.692	0.111	134.1
8	74		Pirelli	Brais Jato Copa	SSP	4	11	10	1:43.743	2.150	0.458	133.5
9	29		Dunlop	Vicente Sanz Blanco	SBK	5	11	10	1:43.758	2.165	0.015	133.5
10	199		Dunlop	Pablo Llorente Vallejo	SBK	6	11	10	1:43.799	2.206	0.041	133.5
11	7		Dunlop	Roberto Henche Gonzalez	SBK	7	9	7	1:43.860	2.267	0.061	133.4
12	495		Dunlop	Jonathan Villacañas Segura	SBK	8	11	9	1:43.931	2.338	0.071	133.3
13	2		Dunlop	Roberto Amor Garcia	SBK	9	11	9	1:44.021	2.428	0.090	133.2
14	52		Dunlop	Begoña Pereda Palomo	SBK	10	11	11	1:44.219	2.626	0.198	132.9
15	50		Dunlop	Rosa M Fabra Bessa	SSP	5	11	6	1:45.634	4.041	1.415	131.2
16	111		Pirelli	Israel Martinez Santos	SBK	11	11	10	1:46.156	4.563	0.522	130.5
17	13		Pirelli	Alejandro Gil Povea	SSP	6	11	4	1:48.367	6.774	2.211	127.8
18	96		Metzeler	Ferran Terribas Fernandez	SSP	7	11	2	1:50.133	8.540	1.766	125.8
19	98		Pirelli	Alejandro Vela Moreno	SBK	12	5	3	1:53.886	12.293	3.753	121.7
20	169		Dunlop	Andrea Argiolas	SBK	13	10	3	1:59.484	17.891	5.598	115.9
21	42		Dunlop	María Tenaguillo Orive	SSP	8	10	9	2:03.404	21.811	3.920	112.3
22	124			Aleksandar Stefanov Todorov	SSP	9	5	2	2:05.200	23.607	1.796	110.7

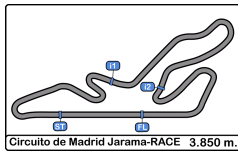


Circuito de Madrid Jarama - RACE
COPA OPEN EASYRACE MOTORBIKE CUP
CARRERA Cat B.

Circuito de Madrid Jarama-RACE 3.850 m.

Distancia y Velocidad Media

<u>Clas</u>	<u>Nº</u>	<u>Piloto</u>	<u>Cat</u>	<u>Clas</u>	<u>Equipo</u>	<u>Neumático</u>	<u>Vtas.</u>	<u>Distancia</u>	<u>Tiempo Total</u>	<u>Km/h</u>
1	73	Fernando Romero Suárez	SBK	1		Michelin	11	42.35	19:04.013	133.2
2	82	Jose Angel Mendoza Arranz	SBK	2		Dunlop	11	42.35	19:04.657	133.1
3	69	Aitor Gamarra Álvarez	SSP	1			11	42.35	19:07.453	132.8
4	17	Juan De Leste Ramirez	SBK	3			11	42.35	19:09.440	132.6
5	34	Luis Utrilla Reyes	SSP	2		Michelin	11	42.35	19:10.270	132.5
6	27	Gabriel Lomas Figueras	SBK	4		Pirelli	11	42.35	19:16.043	131.8
7	74	Brais Jato Copa	SSP	3		Pirelli	11	42.35	19:16.878	131.7
8	36	Marcos Alarcón Carboneras	SSP	4		Pirelli	11	42.35	19:17.102	131.7
9	495	Jonathan Villacañas Segura	SBK	5		Dunlop	11	42.35	19:19.010	131.5
10	29	Vicente Sanz Blanco	SBK	6		Dunlop	11	42.35	19:21.211	131.2
11	199	Pablo Llorente Vallejo	SBK	7		Dunlop	11	42.35	19:23.865	130.9
12	2	Roberto Amor Garcia	SBK	8		Dunlop	11	42.35	19:25.208	130.8
13	50	Rosa M Fabra Bessa	SSP	5		Dunlop	11	42.35	19:45.502	128.6
14	52	Begoña Pereda Palomo	SBK	9		Dunlop	11	42.35	19:46.852	128.4
15	111	Israel Martínez Santos	SBK	10		Pirelli	11	42.35	19:56.592	127.4
16	13	Alejandro Gil Povea	SSP	6		Pirelli	11	42.35	20:21.949	124.7
17	96	Ferran Terribas Fernandez	SSP	7		Metzeler	11	42.35	20:58.091	121.1
18	169	Andrea Argiolas	SBK	11		Dunlop	10	38.50	20:38.296	111.9
19	42	María Tenaguillo Orive	SSP	8		Dunlop	10	38.50	20:56.474	110.3
20	7	Roberto Henche Gonzalez	SBK	12		Dunlop	9	34.65	19:19.848	107.5
21	124	Aleksandar Stefanov Todorov	SSP	9			5	19.25	10:59.942	105.0
22	98	Alejandro Vela Moreno	SBK	13		Pirelli	5	19.25	15:56.394	72.4



Circuito de Madrid Jarama - RACE
COPA OPEN EASYRACE MOTORBIKE CUP
CARRERA Cat B.
Tiempos Por Vuelta

2 Roberto Amor Garcia Dunlop **27** Gabriel Lomas Figueras Pirelli

SBK							SBK								
Vta	D	Tiempo	Sector 1	Sector 2	Sector 3	T. Spd	Elapsed	Vta	D	Tiempo	Sector 1	Sector 2	Sector 3	T. Spd	Elapsed
1		1:54.480	48.742	36.584	29.154	166.4	1:54.480	1		1:53.529	48.064	36.801	28.664	158.8	1:53.529
2		1:46.169	41.057	36.001	29.111	202.2	3:40.649	2		1:45.976	41.635	35.842	28.499	193.2	3:39.505
3		1:45.836	40.402	36.155	29.279	213.0	5:26.485	3		1:44.537	40.400	35.581	28.556	192.5	5:24.042
4		1:44.072	40.340	34.963	28.769	215.1	7:10.557	4		1:44.994	40.632	35.643	28.719	196.3	7:09.036
5		1:44.122	40.272	34.943	28.907	210.1	8:54.679	5		1:44.939	40.987	35.329	28.623	189.8	8:53.975
6		1:45.702	40.614	35.666	29.422	211.7	10:40.381	6		1:43.410	39.614	35.191	28.605	209.7	10:37.385
7		1:46.301	41.196	35.552	29.553	202.2	12:26.682	7		1:44.259	40.689	35.148	28.422	173.0	12:21.644
8		1:44.938	40.647	35.292	28.999	226.4	14:11.620	8		1:44.095	40.551	34.957	28.587	187.8	14:05.739
9		1:44.021	40.345	34.743	28.933	209.7	15:55.641	9		1:43.832	40.618	34.757	28.457	199.2	15:49.571
10		1:44.617	40.719	35.153	28.745	208.8	17:40.258	10		1:43.174	39.900	35.037	28.237	201.4	17:32.745
11		1:44.950	41.084	34.837	29.029	197.8	19:25.208	11		1:43.298	39.866	34.977	28.455	210.9	19:16.043

7 Roberto Henche Gonzalez Dunlop **29** Vicente Sanz Blanco Dunlop

SBK							SBK								
Vta	D	Tiempo	Sector 1	Sector 2	Sector 3	T. Spd	Elapsed	Vta	D	Tiempo	Sector 1	Sector 2	Sector 3	T. Spd	Elapsed
1		1:55.609	49.763	36.713	29.133	178.8	1:55.609	1		1:52.874	47.850	36.031	28.993	183.6	1:52.874
2		1:45.419	40.400	36.103	28.916	219.9	3:41.028	2		1:45.387	40.746	35.358	29.283	192.5	3:38.261
3		1:46.522	40.700	37.057	28.765	193.8	5:27.550	3		1:45.572	40.898	35.555	29.119	204.1	5:23.833
4		1:45.114	40.792	35.441	28.881	198.8	7:12.664	4		1:44.926	40.637	35.280	29.009	206.8	7:08.759
5		2:48.120 P	1:17.951	43.908	46.261	177.9	10:00.784	5		1:45.195	40.883	35.234	29.078	195.2	8:53.954
6		4:05.914	3:02.534	34.933	28.447	74.1	14:06.698	6		1:45.484	40.702	35.492	29.290	196.7	10:39.438
7		1:43.860	41.029	34.420	28.411	192.1	15:50.558	7		1:45.333	40.925	35.425	28.983	200.0	12:24.771
8		1:44.076	40.343	35.061	28.672	196.3	17:34.634	8		1:44.512	40.433	35.057	29.022	207.2	14:09.283
9		1:45.214	41.025	35.254	28.935	200.3	19:19.848	9		1:43.887	40.074	34.968	28.845	208.4	15:53.170
10								10		1:43.758	39.888	34.960	28.910	216.0	17:36.928
11								11		1:44.283	40.267	35.287	28.729	212.5	19:21.211

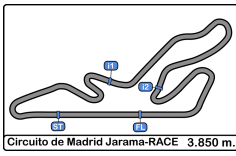
13 Alejandro Gil Povea Pirelli **34** Luis Utrilla Reyes Michelin

SSP							SSP								
Vta	D	Tiempo	Sector 1	Sector 2	Sector 3	T. Spd	Elapsed	Vta	D	Tiempo	Sector 1	Sector 2	Sector 3	T. Spd	Elapsed
1		1:59.545	51.306	37.466	30.773	159.7	1:59.545	1		1:50.875	46.325	35.230	29.320	191.4	1:50.875
2		1:50.035	42.465	37.317	30.253	201.1	3:49.580	2		1:45.336	40.523	35.522	29.291	217.3	3:36.211
3		1:49.971	41.864	37.204	30.903	189.4	5:39.551	3		1:44.021	40.387	34.410	29.224	224.0	5:20.232
4		1:48.367	41.784	36.446	30.137	194.5	7:27.918	4		1:44.172	40.599	34.549	29.024	216.0	7:04.404
5		1:49.584	42.044	37.203	30.337	196.7	9:17.502	5		1:43.547	40.074	34.702	28.771	225.9	8:47.951
6		1:49.863	42.187	37.269	30.407	184.6	11:07.365	6		1:43.714	40.070	34.800	28.844	225.0	10:31.665
7		1:52.089	44.054	37.394	30.641	188.1	12:59.454	7		1:44.217	40.097	35.251	28.869	224.0	12:15.882
8		1:50.719	42.654	37.302	30.763	189.4	14:50.173	8		1:43.359	40.019	34.427	28.913	226.4	13:59.241
9		1:50.907	42.770	37.630	30.507	185.5	16:41.080	9		1:44.108	39.942	34.793	29.373	214.2	15:43.349
10		1:50.741	42.224	37.235	31.282	187.5	18:31.821	10		1:43.285	39.558	34.772	28.955	224.0	17:26.634
11		1:50.128	42.532	37.052	30.544	181.5	20:21.949	11		1:43.636	40.086	34.692	28.858	226.8	19:10.270

17 Juan De Leste Ramirez SBK

Vta	D	Tiempo	Sector 1	Sector 2	Sector 3	T. Spd	Elapsed
1		1:54.597	49.472	36.381	28.744	162.8	1:54.597
2		1:43.840	40.276	35.094	28.470	202.2	3:38.437
3		1:43.792	39.922	35.354	28.516	213.4	5:22.229
4		1:45.330	41.722	35.304	28.304	201.1	7:07.559
5		1:43.173	39.341	35.592	28.240	200.7	8:50.732
6		1:44.199	39.592	35.173	29.434	199.6	10:34.931
7		1:42.120	39.414	34.647	28.059	208.8	12:17.051
8		1:42.476	39.598	34.732	28.146	206.1	13:59.527
9		1:43.216	39.366	34.913	28.937	208.4	15:42.743
10		1:43.036	39.706	34.891	28.439	198.5	17:25.779
11		1:43.661	40.296	35.095	28.270	205.7	19:09.440





Circuito de Madrid Jarama - RACE
COPA OPEN EASYRACE MOTORBIKE CUP
CARRERA Cat B.
Tiempos Por Vuelta

36

Marcos Alarcón
Carboneras

Pirelli **69**

Aitor Gamarra Álvarez

SSP

SSP

Vta	D	Tiempo	Sector 1	Sector 2	Sector 3	T. Spd	Elapsed	Vta	D	Tiempo	Sector 1	Sector 2	Sector 3	T. Spd	Elapsed
1		1:52.330	47.615	35.721	28.994	180.6	1:52.330	1		1:49.314	45.363	35.051	28.900	194.9	1:49.314
2		1:45.312	40.203	35.866	29.243	206.5	3:37.642	2		1:44.262	40.170	35.037	29.055	211.7	3:33.576
3		1:44.686	40.500	35.048	29.138	218.1	5:22.328	3		1:43.925	40.046	34.862	29.017	202.6	5:17.501
4		1:45.137	41.387	35.062	28.688	197.8	7:07.465	4		1:44.059	40.315	34.704	29.040	194.2	7:01.560
5		1:44.325	40.628	34.968	28.729	194.9	8:51.790	5		1:43.166	39.981	34.656	28.529	203.7	8:44.726
6		1:44.184	40.091	34.852	29.241	211.3	10:35.974	6		1:43.886	39.715	35.142	29.029	202.6	10:28.612
7		1:44.809	40.568	35.270	28.971	191.4	12:20.783	7		1:43.647	39.882	34.968	28.797	200.7	12:12.259
8		1:45.064	40.651	35.035	29.378	213.0	14:05.847	8		1:43.290	39.801	34.611	28.878	212.5	13:55.549
9		1:44.212	40.806	34.663	28.743	197.0	15:50.059	9		1:43.357	39.524	34.968	28.865	205.3	15:38.906
10		1:44.247	40.149	34.875	29.223	203.3	17:34.306	10		1:43.502	39.873	34.882	28.747	203.3	17:22.408
11		1:42.796	39.856	34.200	28.740	213.8	19:17.102	11		1:45.045	39.820	34.851	30.374	214.7	19:07.453

42

María Tenaguillo Orive

Dunlop **73**

Fernando Romero Suárez

Michelin

SSP

SBK

Vta	D	Tiempo	Sector 1	Sector 2	Sector 3	T. Spd	Elapsed	Vta	D	Tiempo	Sector 1	Sector 2	Sector 3	T. Spd	Elapsed
1		2:15.621	58.303	42.746	34.572	151.4	2:15.621	1		1:47.665	43.780	35.261	28.624	204.9	1:47.665
2		2:05.076	47.806	42.641	34.629	162.1	4:20.697	2		1:43.858	39.252	35.709	28.897	223.1	3:31.523
3		2:04.543	47.248	42.295	35.000	157.8	6:25.240	3		1:44.003	39.619	35.735	28.649	214.7	5:15.526
4		2:05.290	47.584	42.411	35.295	153.1	8:30.530	4		1:44.086	39.823	35.695	28.568	215.5	6:59.612
5		2:04.941	47.259	43.269	34.413	156.9	10:35.471	5		1:43.374	39.530	35.233	28.611	207.2	8:42.986
6		2:05.649	48.225	42.888	34.536	154.0	12:41.120	6		1:43.950	39.346	35.892	28.712	220.4	10:26.936
7		2:04.758	47.052	42.740	34.966	158.8	14:45.878	7		1:43.478	39.520	35.500	28.458	210.9	12:10.414
8		2:03.758	46.434	42.898	34.426	162.1	16:49.636	8		1:43.483	39.676	35.131	28.676	213.8	13:53.897
9		2:03.404	46.940	42.405	34.059	161.4	18:53.040	9		1:43.767	39.272	35.736	28.759	218.1	15:37.664
10		2:03.434	47.309	42.129	33.996	158.8	20:56.474	10		1:43.612	39.559	35.534	28.519	213.4	17:21.276
11		1:42.737	39.078	35.210	28.449	226.4	19:04.013								

50

Rosa M Fabra Bessa

Dunlop

Brais Jato Copa

Pirelli

SSP

SSP

Vta	D	Tiempo	Sector 1	Sector 2	Sector 3	T. Spd	Elapsed	Vta	D	Tiempo	Sector 1	Sector 2	Sector 3	T. Spd	Elapsed
1		1:57.455	50.600	37.041	29.814	155.6	1:57.455	1		1:50.598	45.903	35.489	29.206	189.8	1:50.598
2		1:45.967	40.779	35.969	29.219	194.9	3:43.422	2		1:44.953	40.330	35.214	29.409	208.4	3:35.551
3		1:46.585	41.101	36.082	29.402	188.8	5:30.007	3		1:44.364	40.341	34.960	29.063	206.5	5:19.915
4		1:46.576	41.165	36.151	29.260	187.5	7:16.583	4		1:45.408	41.299	35.025	29.084	209.3	7:05.323
5		1:47.458	41.733	36.385	29.340	184.6	9:04.041	5		1:44.363	40.154	35.238	28.971	218.1	8:49.686
6		1:45.634	40.971	35.555	29.108	182.4	10:49.675	6		1:45.352	40.316	35.154	29.882	204.1	10:35.038
7		1:47.324	41.266	36.224	29.834	184.6	12:36.999	7		1:45.220	40.485	35.429	29.306	192.5	12:20.258
8		1:47.331	41.506	36.065	29.760	181.8	14:24.330	8		1:44.433	40.271	35.036	29.126	216.0	14:04.691
9		1:46.937	41.289	36.215	29.433	187.1	16:11.267	9		1:44.065	40.126	34.750	29.189	216.4	15:48.756
10		1:47.078	41.184	36.399	29.495	188.4	17:58.345	10		1:43.743	40.054	34.809	28.880	218.1	17:32.499
11		1:47.157	41.513	36.142	29.502	185.8	19:45.502	11		1:44.379	40.388	35.010	28.981	206.1	19:16.878

52

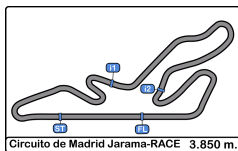
Begoña Pereda Palomo

Dunlop

SBK

Vta	D	Tiempo	Sector 1	Sector 2	Sector 3	T. Spd	Elapsed
1		2:03.339	57.708	36.773	28.858	181.2	2:03.339
2		1:46.625	41.918	35.664	29.043	198.8	3:49.964
3		1:48.310	42.375	36.539	29.396	182.7	5:38.274
4		1:45.646	41.035	35.531	29.080	187.8	7:23.920
5		1:46.529	41.556	35.971	29.002	188.8	9:10.449
6		1:47.351	41.961	36.073	29.317	191.1	10:57.800
7		1:48.000	42.516	36.113	29.371	195.6	12:45.800
8		1:45.337	40.856	35.425	29.056	203.0	14:31.137
9		1:45.961	41.365	35.596	29.000	191.8	16:17.098
10		1:45.535	41.152	35.623	28.760	200.7	18:02.633
11		1:44.219	40.519	35.052	28.648	197.0	19:46.852





Circuito de Madrid Jarama - RACE
COPA OPEN EASYRACE MOTORBIKE CUP
CARRERA Cat B.
Tiempos Por Vuelta

82 Jose Angel Mendoza
 Arranz Dunlop

Vta	D	Tiempo	Sector 1	Sector 2	Sector 3	T. Spd	Elapsed
1		1:52.908	48.206	35.992	28.710	178.8	1:52.908
2		1:43.105	39.767	34.774	28.564	196.0	3:36.013
3		1:41.593	39.371	34.212	28.010	199.6	5:17.606
4		1:42.363	39.692	34.464	28.207	190.8	6:59.969
5		1:43.136	40.000	34.806	28.330	180.9	8:43.105
6		1:44.003	40.018	35.532	28.453	189.4	10:27.108
7		1:43.354	39.994	35.245	28.115	195.6	12:10.462
8		1:43.587	39.981	35.103	28.503	215.5	13:54.049
9		1:43.657	39.746	35.471	28.440	192.1	15:37.706
10		1:43.013	39.722	35.161	28.130	201.1	17:20.719
11		1:43.938	40.047	35.219	28.672	200.3	19:04.657

96 Ferran Terribas Fernandez
 Metzeler

Vta	D	Tiempo	Sector 1	Sector 2	Sector 3	T. Spd	Elapsed
1		1:59.127	50.894	37.514	30.719	162.1	1:59.127
2		1:50.133	42.386	37.330	30.417	196.0	3:49.260
3		1:52.711	43.922	38.044	30.745	184.6	5:41.971
4		1:52.848	43.714	38.093	31.041	171.4	7:34.819
5		1:53.336	43.734	38.215	31.387	173.6	9:28.155
6		1:52.600	43.836	37.587	31.177	166.6	11:20.755
7		1:55.764	44.827	39.316	31.621	166.9	13:16.519
8		1:56.073	44.834	39.375	31.864	164.8	15:12.592
9		1:55.097	44.402	38.997	31.698	170.3	17:07.689
10		1:55.454	44.687	39.282	31.485	169.5	19:03.143
11		1:54.948	45.891	38.187	30.870		20:58.091

98 Alejandro Vela Moreno
 Pirelli

Vta	D	Tiempo	Sector 1	Sector 2	Sector 3	T. Spd	Elapsed
1		8:00.916	6:46.390	41.430	33.096	105.3	8:00.916
2		1:57.137	45.210	40.213	31.714	169.5	9:58.053
3		1:53.886	43.758	38.604	31.524	183.9	11:51.939
4		1:55.566	43.909	39.811	31.846	213.4	13:47.505
5		2:08.889 P	45.342	40.592	42.955	178.2	15:56.394

111 Israel Martinez Santos
 Pirelli

Vta	D	Tiempo	Sector 1	Sector 2	Sector 3	T. Spd	Elapsed
1		1:57.462	49.977	37.216	30.269	160.0	1:57.462
2		1:47.887	41.797	36.578	29.512	211.7	3:45.349
3		1:48.392	41.773	36.768	29.851	197.8	5:33.741
4		1:48.265	41.917	36.682	29.666	190.8	7:22.006
5		1:47.992	41.813	36.707	29.472	191.8	9:09.998
6		1:47.627	41.819	36.394	29.414	196.7	10:57.625
7		1:47.942	42.362	36.130	29.450	196.0	12:45.567
8		1:48.354	42.755	36.421	29.178	184.9	14:33.921
9		1:48.329	40.944	37.836	29.549	208.0	16:22.250
10		1:46.156	41.025	35.868	29.263	204.1	18:08.406
11		1:48.186	41.537	36.572	30.077	201.4	19:56.592

124 Aleksandar Stefanov
 Todorov

Vta	D	Tiempo	Sector 1	Sector 2	Sector 3	T. Spd	Elapsed
1		2:13.096	56.144	42.446	34.506	138.2	2:13.096
2		2:05.200	47.505	42.904	34.791	186.5	4:18.296
3		2:05.742	48.321	42.538	34.883	173.9	6:24.038
4		2:05.717	47.685	42.760	35.272	192.5	8:29.755
5		2:30.187 P	47.460	46.011	56.716	197.0	10:59.942

169 Andrea Argiolas
 Dunlop

Vta	D	Tiempo	Sector 1	Sector 2	Sector 3	T. Spd	Elapsed
1		2:13.671	56.642	42.439	34.590	144.3	2:13.671
2		2:04.877	47.349	42.953	34.575	179.7	4:18.548
3		1:59.484	45.282	41.096	33.106	177.9	6:18.032
4		2:01.196	45.658	42.042	33.496	178.5	8:19.228
5		2:01.380	46.466	41.448	33.466	182.4	10:20.608
6		2:06.262	47.588	42.937	35.737	180.3	12:26.870
7		2:01.341	46.316	41.287	33.738	188.1	14:28.211
8		2:02.952	46.263	42.502	34.187	194.5	16:31.163
9		2:03.159	46.317	42.228	34.614	181.2	18:34.322
10		2:03.974	47.157	42.297	34.520	184.6	20:38.296

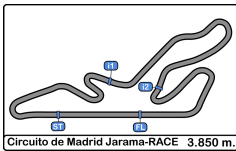
199 Pablo Llorente Vallejo
 Dunlop

Vta	D	Tiempo	Sector 1	Sector 2	Sector 3	T. Spd	Elapsed
1		1:55.483	49.216	36.598	29.669	176.7	1:55.483
2		1:46.204	40.980	35.891	29.333	208.4	3:41.687
3		1:45.383	40.680	35.279	29.424	203.3	5:27.070
4		1:45.055	40.145	35.610	29.300	214.2	7:12.125
5		1:44.480	40.545	34.823	29.112	204.5	8:56.605
6		1:44.279	39.816	34.909	29.554	206.1	10:40.884
7		1:45.980	41.054	35.486	29.440	210.5	12:26.864
8		1:45.253	40.593	35.730	28.930	219.0	14:12.117
9		1:43.872	40.103	34.781	28.988	211.7	15:55.989
10		1:43.799	39.571	34.974	29.254	218.6	17:39.788
11		1:44.077	39.989	34.724	29.364	213.8	19:23.865

495 Jonathan Villacañas Segura
 Dunlop

Vta	D	Tiempo	Sector 1	Sector 2	Sector 3	T. Spd	Elapsed
1		1:50.518	45.669	35.375	29.474	185.2	1:50.518
2		1:45.402	40.436	35.688	29.278	212.5	3:35.920
3		1:45.653	41.255	35.016	29.382	207.2	5:21.573
4		1:44.704	40.298	35.206	29.200	218.6	7:06.277
5		1:44.608	40.319	35.169	29.120	211.7	8:50.885
6		1:44.816	40.181	35.204	29.431	201.1	10:35.701
7		1:45.038	40.323	35.469	29.246	203.0	12:20.739
8		1:44.919	40.321	35.082	29.516	212.5	14:05.658
9		1:43.931	40.031	34.699	29.201	212.5	15:49.589
10		1:44.565	40.182	35.023	29.360	210.5	17:34.154
11		1:44.856	40.548	34.771	29.537	224.0	19:19.010





Circuito de Madrid Jarama - RACE
COPA OPEN EASYRACE MOTORBIKE CUP
CARRERA Cat B.

Análisis

Num	Tiempo Vta.	Dif 1º
Vta 1		
73	1:47.665	
69	1:49.314	01.649
495	1:50.518	02.853
74	1:50.598	02.933
34	1:50.875	03.210
36	1:52.330	04.665
29	1:52.874	05.209
82	1:52.908	05.243
27	1:53.529	05.864
2	1:54.480	06.815
17	1:54.597	06.932
199	1:55.483	07.818
7	1:55.609	07.944
50	1:57.455	09.790
111	1:57.462	09.797
96	1:59.127	11.462
13	1:59.545	11.880
52	2:03.339	15.674
124	2:13.096	25.431
169	2:13.671	26.006
42	2:15.621	27.956

Num	Tiempo Vta.	Dif 1º
Vta 2		
73	1:43.858	
69	1:44.262	02.053
74	1:44.953	04.028
495	1:45.402	04.397
82	1:43.105	04.490
34	1:45.336	04.688
36	1:45.312	06.119
29	1:45.387	06.738
17	1:43.840	06.914
27	1:45.976	07.982
2	1:46.169	09.126
7	1:45.419	09.505
199	1:46.204	10.164
50	1:45.967	11.899
111	1:47.887	13.826
96	1:50.133	17.737
13	1:50.035	18.057
52	1:46.625	18.441
124	2:05.200	46.773
169	2:04.877	47.025
42	2:05.076	49.174

Num	Tiempo Vta.	Dif 1º
Vta 3		
73	1:44.003	
69	1:43.925	01.975
82	1:41.593	02.080
74	1:44.364	04.389
34	1:44.021	04.706
495	1:45.653	06.047
17	1:43.792	06.703
36	1:44.686	06.802
29	1:45.572	08.307

Num	Tiempo Vta.	Dif 1º
27	1:44.537	08.516
2	1:45.836	10.959
199	1:45.383	11.544
7	1:46.522	12.024
50	1:46.585	14.481
111	1:48.392	18.215
52	1:48.310	22.748
13	1:49.971	24.025
96	1:52.711	26.445
169	1:59.484	1:02.506
124	2:05.742	1:08.512
42	2:04.543	1:09.714

Num	Tiempo Vta.	Dif 1º
Vta 4		
73	1:44.086	
82	1:42.363	00.357
69	1:44.059	01.948
34	1:44.172	04.792
74	1:45.408	05.711
495	1:44.704	06.665
36	1:45.137	07.853
17	1:45.330	07.947
29	1:44.926	09.147
27	1:44.994	09.424
2	1:44.072	10.945
199	1:45.055	12.513
7	1:45.114	13.052
50	1:46.576	16.971
111	1:48.265	22.394
52	1:45.646	24.308
13	1:48.367	28.306
96	1:52.848	35.207
98	8:00.916	3 Laps
169	2:01.196	1:19.616
124	2:05.717	1:30.143
42	2:05.290	1:30.918

Num	Tiempo Vta.	Dif 1º
Vta 5		
73	1:43.374	
82	1:43.136	00.119
69	1:43.166	01.740
34	1:43.547	04.965
74	1:44.363	06.700
17	1:43.173	07.746
495	1:44.608	07.899
36	1:44.325	08.804
29	1:45.195	10.968
27	1:44.939	10.989
2	1:44.122	11.693
199	1:44.480	13.619
50	1:47.458	21.055
111	1:47.992	27.012
52	1:46.529	27.463
13	1:49.584	34.516
96	1:53.336	45.169
98	1:57.137	3 Laps
7	2:48.120	1:17.798

Num	Tiempo Vta.	Dif 1º
169	2:01.380	1:37.622

Num	Tiempo Vta.	Dif 1º
Vta 6		
73	1:43.950	
82	1:44.003	00.172
69	1:43.886	01.676
34	1:43.714	04.729
17	1:44.199	07.995
74	1:45.352	08.102
42	2:04.941	1 Lap
495	1:44.816	08.765
36	1:44.184	09.038
27	1:43.410	10.449
29	1:45.484	12.502
2	1:45.702	13.445
199	1:44.279	13.948
50	1:45.634	22.739
111	1:47.627	30.689
52	1:47.351	30.864
124	2:30.187	1 Lap
13	1:49.863	40.429
96	1:52.600	53.819
98	1:53.886	3 Laps

Num	Tiempo Vta.	Dif 1º
Vta 7		
73	1:43.478	
82	1:43.354	00.048
69	1:43.647	01.845
34	1:44.217	05.468
17	1:42.120	06.637
74	1:45.220	09.844
495	1:45.038	10.325
36	1:44.809	10.369
27	1:44.259	11.230
29	1:45.333	14.357
2	1:46.301	16.268
199	1:45.980	16.450
169	2:06.262	1 Lap
50	1:47.324	26.585
42	2:05.649	1 Lap
111	1:47.942	35.153
52	1:48.000	35.386
13	1:52.089	49.040
96	1:55.764	1:06.105
98	1:55.566	3 Laps

Num	Tiempo Vta.	Dif 1º
Vta 8		
73	1:43.483	
82	1:43.587	00.152
69	1:43.290	01.652
34	1:43.359	05.344
17	1:42.476	05.630
74	1:44.433	10.794
495	1:44.919	11.761
27	1:44.095	11.842
36	1:45.064	11.950

Num	Tiempo Vta.	Dif 1º
7	4:05.914	2 Laps
29	1:44.512	15.386
2	1:44.938	17.723
199	1:45.253	18.220
50	1:47.331	30.433
169	2:01.341	1 Lap
52	1:45.337	37.240
111	1:48.354	40.024
42	2:04.758	1 Lap
13	1:50.719	56.276
96	1:56.073	1:18.695

Num	Tiempo Vta.	Dif 1º
Vta 9		
73	1:43.767	
82	1:43.657	00.042
69	1:43.357	01.242
17	1:43.216	05.079
34	1:44.108	05.685
74	1:44.065	11.092
27	1:43.832	11.907
495	1:43.931	11.925
36	1:44.212	12.395
7	1:43.860	2 Laps
29	1:43.887	15.506
2	1:44.021	17.977
199	1:43.872	18.325
98	2:08.889	4 Laps
50	1:46.937	33.603
52	1:45.961	39.434
111	1:48.329	44.586
169	2:02.952	1 Lap
13	1:50.907	1:03.416
42	2:03.758	1 Lap
96	1:55.097	1:30.025

Num	Tiempo Vta.	Dif 1º
Vta 10		
82	1:43.013	
73	1:43.612	00.557
69	1:43.502	01.689
17	1:43.036	05.060
34	1:43.285	05.915
74	1:43.743	11.780
27	1:43.174	12.026
495	1:44.565	13.435
36	1:44.247	13.587
7	1:44.076	2 Laps
29	1:43.758	16.209
199	1:43.799	19.069
2	1:44.617	19.539
50	1:47.078	37.626
52	1:45.535	41.914
111	1:46.156	47.687
13	1:50.741	1:11.102
169	2:03.159	1 Lap
42	2:03.404	1 Lap
96	1:55.454	1:42.424

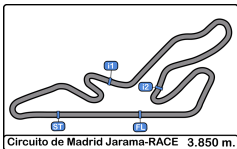
Num	Tiempo Vta.	Dif 1º
Vta 11		
73	1:42.737	
82	1:43.938	00.644
69	1:45.045	03.440
17	1:43.661	05.427
34	1:43.636	06.257
27	1:43.298	12.030
74	1:44.379	12.865
36	1:42.796	13.089
495	1:44.856	14.997
7	1:45.214	2 Laps
29	1:44.283	17.198
199	1:44.077	19.852
2	1:44.950	21.195
50	1:47.157	41.489
52	1:44.219	42.839
111	1:48.186	52.579
13	1:50.128	1:17.936
169	2:03.974	1 Lap
42	2:03.434	1 Lap
96	1:54.948	1:54.078





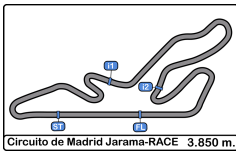
Circuito de Madrid Jarama - RACE
COPA OPEN EASYRACE MOTORBIKE CUP
CARRERA Cat B.
Mejores Sectores

Sector - 1			Sector - 2			Sector - 3			Vta. Ideal vs Mejor Vta.						
Clas	Nº	Piloto	Tiempo	Nº	Piloto	Tiempo	Nº	Piloto	Tiempo	Clas	Nº	Piloto	Ideal Lap	Best Lap	Clas
1	73	Fernando Romero Suárez	39.078	36	Marcos Alarcón Carboneras	34.200	82	Jose Angel Mendoza Arranz	28.010	1	82	Jose Angel Mendoza Arranz	1:41.593	1:41.593	1
2	17	Juan De Leste Ramirez	39.341	82	Jose Angel Mendoza Arranz	34.212	17	Juan De Leste Ramirez	28.059	2	17	Juan De Leste Ramirez	1:42.047	1:42.120	2
3	82	Jose Angel Mendoza Arranz	39.371	34	Luis Utrilla Reyes	34.410	27	Gabriel Lomas Figueras	28.237	3	27	Gabriel Lomas Figueras	1:42.608	1:43.174	6
4	69	Aitor Gamarra Álvarez	39.524	7	Roberto Henche Gonzalez	34.420	7	Roberto Henche Gonzalez	28.411	4	73	Fernando Romero	1:42.658	1:42.737	3
5	34	Luis Utrilla Reyes	39.558	69	Aitor Gamarra Álvarez	34.611	73	Fernando Romero Suárez	28.449	5	69	Aitor Gamarra Álvarez	1:42.664	1:43.166	5
6	19	Pablo Llorente Vallejo	39.571	17	Juan De Leste Ramirez	34.647	69	Aitor Gamarra Álvarez	28.529	6	34	Luis Utrilla Reyes	1:42.739	1:43.285	7
7	27	Gabriel Lomas Figueras	39.614	495	Jonathan Villacañas Segura	34.699	52	Begoña Pereda Palomo	28.648	7	36	Marcos Alarcón Carboneras	1:42.744	1:42.796	4
8	36	Marcos Alarcón Carboneras	39.856	199	Pablo Llorente Vallejo	34.724	36	Marcos Alarcón Carboneras	28.688	8	7	Roberto Henche	1:43.174	1:43.860	11
9	29	Vicente Sanz Blanco	39.888	2	Roberto Amor Garcia	34.743	29	Vicente Sanz Blanco	28.729	9	199	Pablo Llorente Vallejo	1:43.225	1:43.799	10
10	49	Jonathan Villacañas Segura	40.031	74	Brais Jato Copa	34.750	2	Roberto Amor Garcia	28.745	10	29	Vicente Sanz Blanco	1:43.577	1:43.758	9
11	74	Brais Jato Copa	40.054	27	Gabriel Lomas Figueras	34.757	34	Luis Utrilla Reyes	28.771	11	74	Brais Jato Copa	1:43.684	1:43.743	8
12	2	Roberto Amor Garcia	40.272	29	Vicente Sanz Blanco	34.960	74	Brais Jato Copa	28.880	12	2	Roberto Amor Garcia	1:43.760	1:44.021	13
13	7	Roberto Henche Gonzalez	40.343	52	Begoña Pereda Palomo	35.052	199	Pablo Llorente Vallejo	28.930	13	495	Jonathan Villacañas Segura	1:43.850	1:43.931	12
14	52	Begoña Pereda Palomo	40.519	73	Fernando Romero Suárez	35.131	50	Rosa M Fabra Bessa	29.108	14	52	Begoña Pereda Palomo	1:44.219	1:44.219	14
15	50	Rosa M Fabra Bessa	40.779	50	Rosa M Fabra Bessa	35.555	495	Jonathan Villacañas Segura	29.120	15	50	Rosa M Fabra Bessa	1:45.442	1:45.634	15
16	11	Israel Martinez Santos	40.944	111	Israel Martinez Santos	35.868	111	Israel Martinez Santos	29.178	16	111	Israel Martinez Santos	1:45.990	1:46.156	16
17	13	Alejandro Gil Povea	41.784	13	Alejandro Gil Povea	36.446	13	Alejandro Gil Povea	30.137	17	13	Alejandro Gil Povea	1:48.367	1:48.367	17
18	96	Ferran Terribas Fernandez	42.386	96	Ferran Terribas Fernandez	37.330	96	Ferran Terribas Fernandez	30.417	18	96	Ferran Terribas Fernandez	1:50.133	1:50.133	18
19	98	Alejandro Vela Moreno	43.758	98	Alejandro Vela Moreno	38.604	98	Alejandro Vela Moreno	31.524	19	98	Alejandro Vela Moreno	1:53.886	1:53.886	19
20	16	Andrea Argiolas	45.282	169	Andrea Argiolas	41.096	169	Andrea Argiolas	33.106	20	169	Andrea Argiolas	1:59.484	1:59.484	20
21	42	María Tenaguillo Orive	46.434	42	María Tenaguillo Orive	42.129	42	María Tenaguillo Orive	33.996	21	42	María Tenaguillo Orive	2:02.559	2:03.404	21
22	12	Aleksandar Stefanov Todorov	47.460	124	Aleksandar Stefanov Todorov	42.446	124	Aleksandar Stefanov Todorov	34.506	22	124	Aleksandar Stefanov Todorov	2:04.412	2:05.200	22



Circuito de Madrid Jarama - RACE
COPA OPEN EASYRACE MOTORBIKE CUP
CARRERA Cat B.
Secuencia Líder

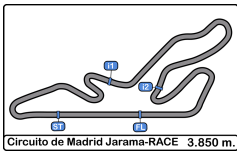
Nº	Piloto	Cat	Clas	Equipo	Neumático	Vta. Inicio	Vta. Fin	Vtas.	Total Laps
73	Fernando Romero Suárez	SBK			Michelin	1	9	9	9
82	Jose Angel Mendoza Arranz	SBK			Dunlop	10	10	1	1
73	Fernando Romero Suárez	SBK			Michelin	11	11	1	10



Circuito de Madrid Jarama - RACE
COPA OPEN EASYRACE MOTORBIKE CUP
CARRERA Cat B.
5 Mejores Tiempos

Circuito de Madrid Jarama-RACE 3.850 m.

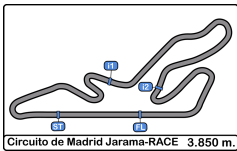
Cls	Nº	Piloto	Cat	Cls	Equipo	Neumático	Mejor 1		Mejor 2		Mejor 3		Mejor 4		Mejor 5	
							Tiemp	Vta	Tiemp	Vta	Tiemp	Vta	Tiemp	Vta	Tiemp	Vta
1	82	Jose Angel Mendoza Arranz	SBK	1		Dunlop	1:41.593	3	1:42.363	4	1:43.013	10	1:43.105	2	1:43.136	5
2	17	Juan De Leste Ramirez	SBK	2			1:42.120	7	1:42.476	8	1:43.036	10	1:43.173	5	1:43.216	9
3	73	Fernando Romero Suárez	SBK	3		Michelin	1:42.737	11	1:43.374	5	1:43.478	7	1:43.483	8	1:43.612	10
4	36	Marcos Alarcón Carboneras	SSP	1		Pirelli	1:42.796	11	1:44.184	6	1:44.212	9	1:44.247	10	1:44.325	5
5	69	Aitor Gamarra Álvarez	SSP	2			1:43.166	5	1:43.290	8	1:43.357	9	1:43.502	10	1:43.647	7
6	27	Gabriel Lomas Figueras	SBK	4		Pirelli	1:43.174	10	1:43.298	11	1:43.410	6	1:43.832	9	1:44.095	8
7	34	Luis Utrilla Reyes	SSP	3		Michelin	1:43.285	10	1:43.359	8	1:43.547	5	1:43.636	11	1:43.714	6
8	74	Brais Jato Copa	SSP	4		Pirelli	1:43.743	10	1:44.065	9	1:44.363	5	1:44.364	3	1:44.379	11
9	29	Vicente Sanz Blanco	SBK	5		Dunlop	1:43.758	10	1:43.887	9	1:44.283	11	1:44.512	8	1:44.926	4
10	199	Pablo Llorente Vallejo	SBK	6		Dunlop	1:43.799	10	1:43.872	9	1:44.077	11	1:44.279	6	1:44.480	5
11	7	Roberto Henche Gonzalez	SBK	7		Dunlop	1:43.860	7	1:44.076	8	1:45.114	4	1:45.214	9	1:45.419	2
12	495	Jonathan Villacañas Segura	SBK	8		Dunlop	1:43.931	9	1:44.565	10	1:44.608	5	1:44.704	4	1:44.816	6
13	2	Roberto Amor García	SBK	9		Dunlop	1:44.021	9	1:44.072	4	1:44.122	5	1:44.617	10	1:44.938	8
14	52	Begoña Pereda Palomo	SBK	10		Dunlop	1:44.219	11	1:45.337	8	1:45.535	10	1:45.646	4	1:45.961	9
15	50	Rosa M Fabra Bessa	SSP	5		Dunlop	1:45.634	6	1:45.967	2	1:46.576	4	1:46.585	3	1:46.937	9
16	111	Israel Martinez Santos	SBK	11		Pirelli	1:46.156	10	1:47.627	6	1:47.887	2	1:47.942	7	1:47.992	5
17	13	Alejandro Gil Povea	SSP	6		Pirelli	1:48.367	4	1:49.584	5	1:49.863	6	1:49.971	3	1:50.035	2
18	96	Ferran Terribas Fernandez	SSP	7		Metzeler	1:50.133	2	1:52.600	6	1:52.711	3	1:52.848	4	1:53.336	5
19	98	Alejandro Vela Moreno	SBK	12		Pirelli	1:53.886	3	1:55.566	4	1:57.137	2	2:08.889	5	8:00.916	1
20	169	Andrea Argiolas	SBK	13		Dunlop	1:59.484	3	2:01.196	4	2:01.341	7	2:01.380	5	2:02.952	8
21	42	María Tenaguillo Orive	SSP	8		Dunlop	2:03.404	9	2:03.434	10	2:03.758	8	2:04.543	3	2:04.758	7
22	124	Aleksandar Stefanov Todorov	SSP	9			2:05.200	2	2:05.717	4	2:05.742	3	2:13.096	1	2:30.187	5



Circuito de Madrid Jarama - RACE
COPA OPEN EASYRACE MOTORBIKE CUP
CARRERA Cat B.
5 Mejores Velocidades

Circuito de Madrid Jarama-RACE 3.850 m.

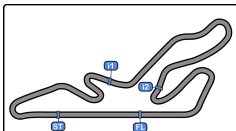
Clas	Nº	Piloto	Cat	Cls	Equipo	Neumático	Top 1		Top 2		Top 3		Top 4		Top 5		Avg
							Km/h	Vta	Km/h	Vta	Km/h	Vta	Km/h	Vta	Km/h	Vta	
1	34	Luis Utrilla Reyes	SSP	1		Michelin	226.8	11	226.4	8	225.9	5	225.0	6	224.0	3	225.6
2	2	Roberto Amor Garcia	SBK	1		Dunlop	226.4	8	215.1	4	213.0	3	211.7	6	210.1	5	215.2
3	73	Fernando Romero Suárez	SBK	2		Michelin	226.4	11	223.1	2	220.4	6	218.1	9	215.5	4	220.7
4	495	Jonathan Villacañas Segura	SBK	3		Dunlop	224.0	11	218.6	4	212.5	2	212.5	8	212.5	9	216.0
5	7	Roberto Henche Gonzalez	SBK	4		Dunlop	219.9	2	200.3	9	198.8	4	196.3	8	193.8	3	201.8
6	199	Pablo Llorente Vallejo	SBK	5		Dunlop	219.0	8	218.6	10	214.2	4	213.8	11	211.7	9	215.5
7	36	Marcos Alarcón Carboneras	SSP	2		Pirelli	218.1	3	213.8	11	213.0	8	211.3	6	206.5	2	212.5
8	74	Brais Jato Copa	SSP	3		Pirelli	218.1	5	218.1	10	216.4	9	216.0	8	209.3	4	215.6
9	29	Vicente Sanz Blanco	SBK	6		Dunlop	216.0	10	212.5	11	208.4	9	207.2	8	206.8	4	210.2
10	82	Jose Angel Mendoza Arranz	SBK	7		Dunlop	215.5	8	201.1	10	200.3	11	199.6	3	196.0	2	202.5
11	69	Aitor Gamarra Álvarez	SSP	4			214.7	11	212.5	8	211.7	2	205.3	9	203.7	5	209.6
12	17	Juan De Leste Ramirez	SBK	8			213.4	3	208.8	7	208.4	9	206.1	8	205.7	11	208.5
13	98	Alejandro Vela Moreno	SBK	9		Pirelli	213.4	4	183.9	3	178.2	5	169.5	2	105.3	1	170.1
14	111	Israel Martinez Santos	SBK	10		Pirelli	211.7	2	208.0	9	204.1	10	201.4	11	197.8	3	204.6
15	27	Gabriel Lomas Figueras	SBK	11		Pirelli	210.9	11	209.7	6	201.4	10	199.2	9	196.3	4	203.5
16	52	Begoña Pereda Palomo	SBK	12		Dunlop	203.0	8	200.7	10	198.8	2	197.0	11	195.6	7	199.0
17	13	Alejandro Gil Povea	SSP	5		Pirelli	201.1	2	196.7	5	194.5	4	189.4	3	189.4	8	194.2
18	124	Aleksandar Stefanov Todorov	SSP	6			197.0	5	192.5	4	186.5	2	173.9	3	138.2	1	177.6
19	96	Ferran Terribas Fernandez	SSP	7		Metzeler	196.0	2	184.6	3	173.6	5	171.4	4	170.3	9	179.2
20	50	Rosa M Fabra Bessa	SSP	8		Dunlop	194.9	2	188.8	3	188.4	10	187.5	4	187.1	9	189.3
21	169	Andrea Argiolas	SBK	13		Dunlop	194.5	8	188.1	7	184.6	10	182.4	5	181.2	9	186.2
22	42	María Tenaguillo Orive	SSP	9		Dunlop	162.1	2	162.1	8	161.4	9	158.8	7	158.8	10	160.6



Circuito de Madrid Jarama - RACE
COPA OPEN EASYRACE MOTORBIKE CUP
CARRERA Cat B.

Secuencia Vueltas Rápidas

<u>Vta</u>	<u>Hora Día</u>	<u>Tiempo Sesión</u>	<u>Nº Piloto</u>	<u>Cat</u>	<u>Equipo</u>	<u>Neumático</u>	<u>Tiempo</u>	<u>Km/h</u>
2	16:58:23.732	16:58:23.732	73 Fernando Romero Suárez	SBK		Michelin	1:43.858	133.4
2	16:58:28.222	16:58:28.222	82 Jose Angel Mendoza Arranz	SBK		Dunlop	1:43.105	134.4
3	17:00:09.815	17:00:09.815	82 Jose Angel Mendoza Arranz	SBK		Dunlop	1:41.593	136.4

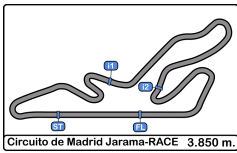


Circuito de Madrid Jarama - RACE
COPA OPEN EASYRACE MOTORBIKE CUP
CARRERA Cat B.

Circuito de Madrid Jarama-RACE 3.850 m.

Mejor Máxima Velocidad del Evento

Nº	Piloto	Cat	Clas	Equipo	Neumático	Km/h	Sesión
43	David Pérez Jiménez	SBK	1		Pirelli	237.8	ENTRENAMIENTO CALIFICATIVO 1 Cat. A.
89	Christian Garrido Garcia	SSP	1		Dunlop	235.2	ENTRENAMIENTO CALIFICATIVO 2 Cat. A.
34	Luis Utrilla Reyes	SSP	2		Michelin	234.7	ENTRENAMIENTO CALIFICATIVO 1 Cat. A.
14	Luis Llorente Asensio	SSP	3		Dunlop	234.2	ENTRENAMIENTO CALIFICATIVO 1 Cat. B.
5	Roberto García Zárate	SSP	4		Pirelli	233.7	ENTRENAMIENTO CALIFICATIVO 2 Cat. A.
117	Javier Grande	Elite- OPV	1		Pirelli	232.2	ENTRENAMIENTO CALIFICATIVO 1 Cat. A.
73	Fernando Romero Suárez	SBK	2		Michelin	231.2	ENTRENAMIENTO CALIFICATIVO 1 Cat. B.
10	Juan F. Boisán Méndez	SBK	3		Dunlop	230.7	ENTRENAMIENTO CALIFICATIVO 2 Cat. A.
37	Jesus Leal Viñas	Elite- OPV	2		Michelin	229.7	ENTRENAMIENTO CALIFICATIVO 1 Cat. A.
16	Mikel Camara Menchaca	SBK	4		Pirelli	227.3	ENTRENAMIENTO CALIFICATIVO 2 Cat. A.
2	Roberto Amor Garcia	SBK	5		Dunlop	226.4	CARRERA Cat B.
67	David Robles Rubio	SBK	6		Dunlop	224.0	ENTRENAMIENTO CALIFICATIVO 2 Cat. A.
495	Jonathan Villacañas Segura	SBK	7		Dunlop	224.0	CARRERA Cat B.
63	José María Sanguino San Roman	SBK	8		Dunlop	223.6	ENTRENAMIENTO CALIFICATIVO 1 Cat. A.
77	Javier Del Rio	SBK	9		Dunlop	223.6	ENTRENAMIENTO CALIFICATIVO 2 Cat. A.
31	David Cenisergue Patiño	SBK	10		Dunlop	220.8	ENTRENAMIENTO CALIFICATIVO 1 Cat. A.
199	Pablo Llorente Vallejo	SBK	11		Dunlop	219.9	ENTRENAMIENTO CALIFICATIVO 2 Cat. B.
7	Roberto Henche Gonzalez	SBK	12		Dunlop	219.9	CARRERA Cat B.
93	Roberto Sánchez-Camacho Cenci	SBK	13		Pirelli	219.5	ENTRENAMIENTO CALIFICATIVO 1 Cat. A.
18	Lorien Oliva Serrano	SBK	14		Michelin	219.5	ENTRENAMIENTO CALIFICATIVO 1 Cat. A.
8	Erik Morillas Cuenca	Elite- OPV	3		Dunlop	219.0	SUPERPOLE
36	Marcos Alarcón Carboneras	SSP	5		Pirelli	218.1	CARRERA Cat B.
74	Brais Jato Copa	SSP	6		Pirelli	218.1	CARRERA Cat B.
777	Jesús Poo Collantes	SSP	7		Pirelli	216.0	ENTRENAMIENTO CALIFICATIVO 1 Cat. B.
29	Vicente Sanz Blanco	SBK	15		Dunlop	216.0	CARRERA Cat B.
82	Jose Angel Mendoza Arranz	SBK	16		Dunlop	215.5	CARRERA Cat B.
69	Aitor Gamarra Álvarez	SSP	8			214.7	CARRERA Cat B.
98	Alejandro Vela Moreno	SBK	17		Pirelli	213.4	ENTRENAMIENTO CALIFICATIVO 1 Cat. B.
24	Goyo Rodríguez Aranda	SBK	18		Dunlop	213.4	ENTRENAMIENTO CALIFICATIVO 2 Cat. A.
17	Juan De Leste Ramirez	SBK	19			213.4	CARRERA Cat B.
88	Benjami Vallmanya Cucurull	SBK	20		Pirelli	213.0	ENTRENAMIENTO CALIFICATIVO 2 Cat. A.
47	Hector Hernández Fernández	SSP	9		Dunlop	212.5	ENTRENAMIENTO CALIFICATIVO 2 Cat. B.
111	Israel Martinez Santos	SBK	21		Pirelli	211.7	CARRERA Cat B.
27	Gabriel Lomas Figueras	SBK	22		Pirelli	210.9	CARRERA Cat B.
76	Enrique Vela Alvarez	SBK	23		Pirelli	210.5	ENTRENAMIENTO CALIFICATIVO 2 Cat. A.
99	Josue Sanchez Arroyo	SSP	10		Dunlop	209.7	ENTRENAMIENTO CALIFICATIVO 1 Cat. A.
13	Alejandro Gil Povea	SSP	11		Pirelli	207.2	ENTRENAMIENTO CALIFICATIVO 1 Cat. B.
65	Jesus Alvarez Calleja	SSP	12		Pirelli	206.5	ENTRENAMIENTO CALIFICATIVO 1 Cat. A.
28	Jorge Santisteban	SBK	24		Michelin	206.1	ENTRENAMIENTO CALIFICATIVO 2 Cat. A.
124	Aleksandar Stefanov Todorov	SSP	13			205.3	ENTRENAMIENTO CALIFICATIVO 1 Cat. B.
52	Begoña Pereda Palomo	SBK	25		Dunlop	203.0	CARRERA Cat B.
50	Rosa M Fabra Bessa	SSP	14		Dunlop	196.7	ENTRENAMIENTO CALIFICATIVO 2 Cat. B.
96	Ferran Terribas Fernandez	SSP	15		Metzeler	196.0	CARRERA Cat B.
169	Andrea Argiolas	SBK	26		Dunlop	194.5	CARRERA Cat B.
42	María Tenagullo Orive	SSP	16		Dunlop	162.1	CARRERA Cat B.

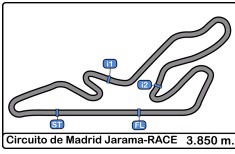


Circuito de Madrid Jarama - RACE
COPA OPEN EASYRACE MOTORBIKE CUP
CARRERA Cat B.
Cuentavueltas

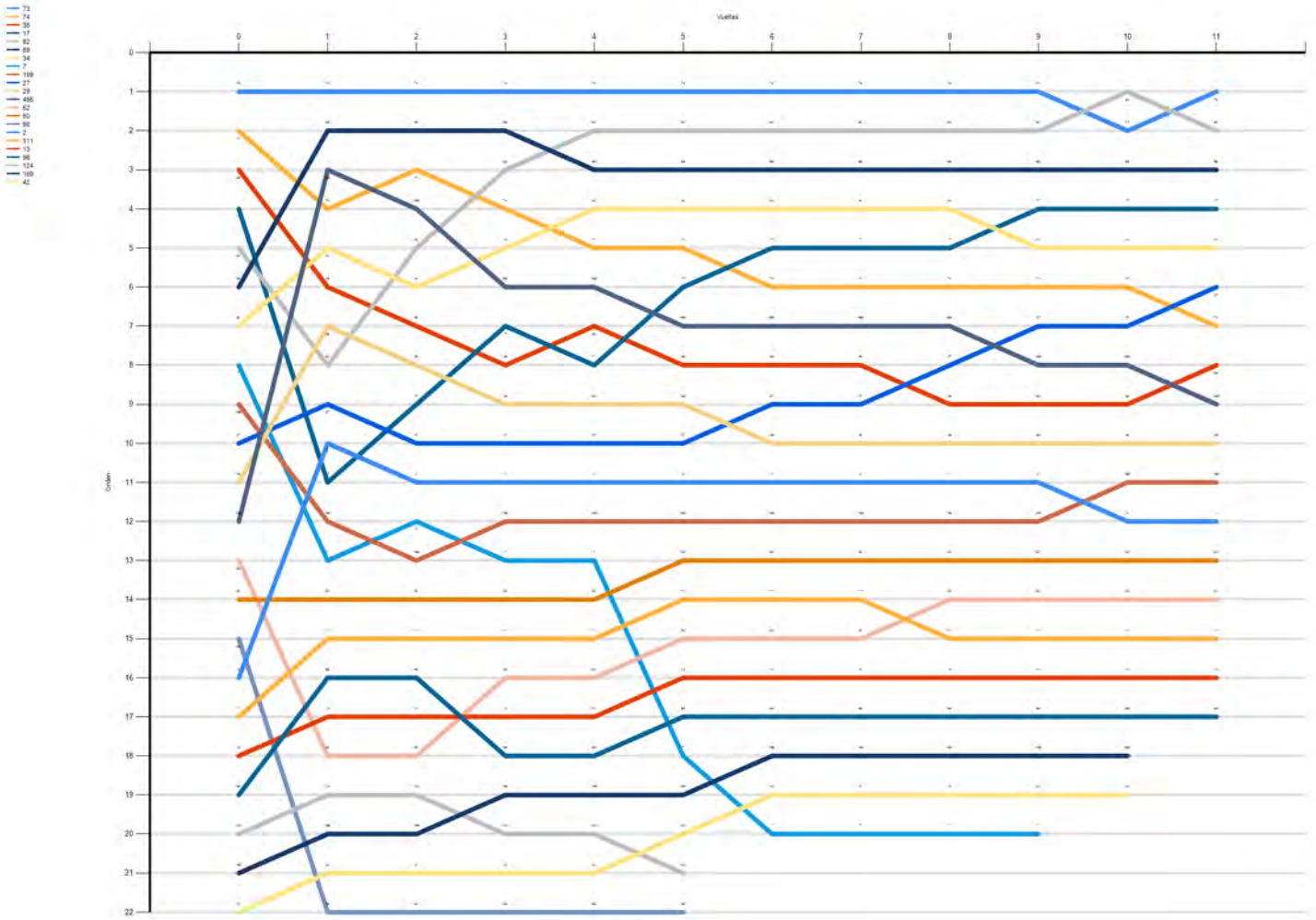
VTA

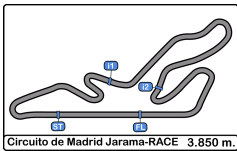
Nr	Pos	Grid	1	2	3	4	5	6	7	8	9	10	11
73	1	73	73	73	73	73	73	73	73	73	73	82	73
74	2	74	69	69	69	82	82	82	82	82	82	73	82
36	3	36	495	74	82	69	69	69	69	69	69	69	69
17	4	17	74	495	74	34	34	34	34	34	17	17	17
82	5	82	34	82	34	74	74	17	17	17	34	34	34
69	6	69	36	34	495	495	17	74	74	74	74	74	27
34	7	34	29	36	17	36	495	495	495	495	27	27	74
7	8	7	82	29	36	17	36	36	36	27	495	495	36
199	9	199	27	17	29	29	29	27	27	36	36	36	495
27	10	27	2	27	27	27	27	29	29	29	29	29	29
29	11	29	17	2	2	2	2	2	2	2	2	199	199
495	12	495	199	7	199	199	199	199	199	199	199	2	2
52	13	52	7	199	7	7	50	50	50	50	50	50	50
50	14	50	50	50	50	50	111	111	111	52	52	52	52
98	15	98	111	111	111	111	52	52	52	111	111	111	111
2	16	2	96	96	52	52	13	13	13	13	13	13	13
111	17	111	13	13	13	13	96	96	96	96	96	96	96
13	18	13	52	52	96	96	7	169	169	169	169	169	
96	19	96	124	124	169	169	169	42	42	42	42	42	
124	20	124	169	169	124	124	42	7	7	7	7		
169	21	169	42	42	42	42	124						
42	22	42	98	98	98	98	98						





Circuito de Madrid Jarama - RACE
COPA OPEN EASYRACE MOTORBIKE CUP
CARRERA Cat B.
Cuentavueltas Gráfico



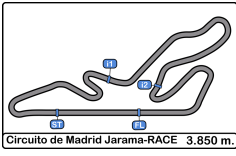


Circuito de Madrid Jarama - RACE
COPA OPEN EASYRACE MOTORBIKE CUP
CARRERA Cat B.

Tiempos Parada en Pit

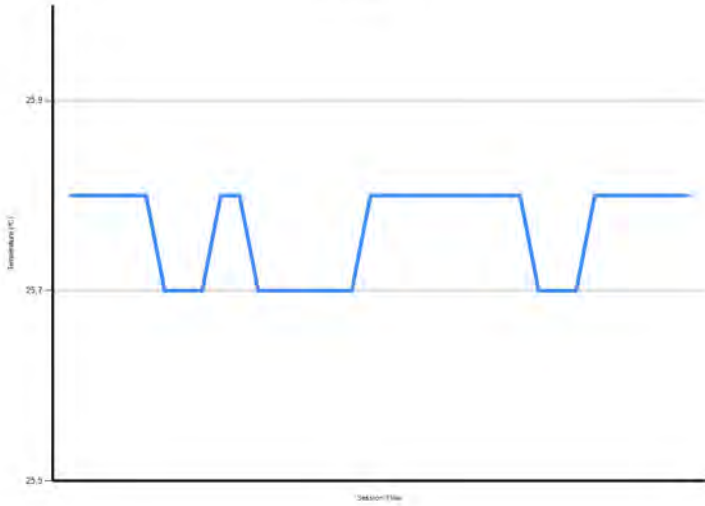
<u>Ord.</u>	<u>Nr.</u>	<u>In Day Time</u>	<u>Equipo/Concur</u> <u>sante</u>	<u>Nat</u>	<u>Piloto 1</u>	<u>Nat</u>	<u>Piloto 2</u>	<u>Nat</u>	<u>Neumático</u>	<u>Cat</u>	<u>T.</u> <u>Entrada</u>	<u>Nº</u> <u>Parada</u>	<u>Tiempo</u> <u>Pit</u>	<u>Handicap</u>	<u>Dif.</u>
1	7	17:04:48.851		NO	Roberto Henche Gonzalez				Dunlop	SBK	9:56.642	1	2:25.734		



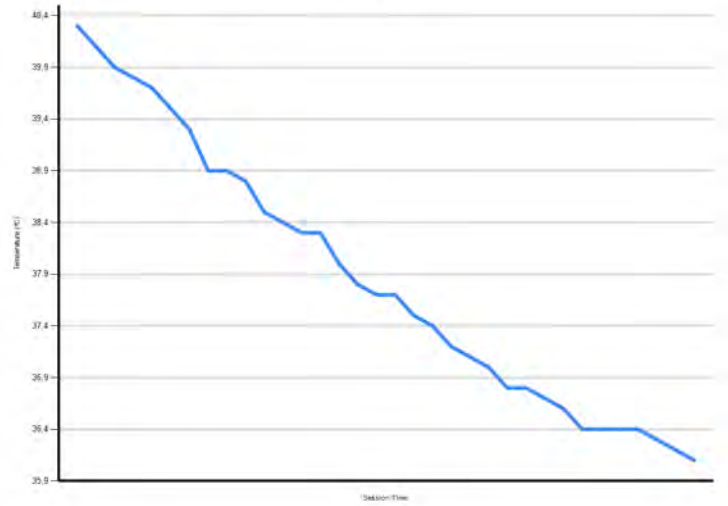


Circuito de Madrid Jarama - RACE
COPA OPEN EASYRACE MOTORBIKE CUP
CARRERA Cat B.
Informe Meteorológico

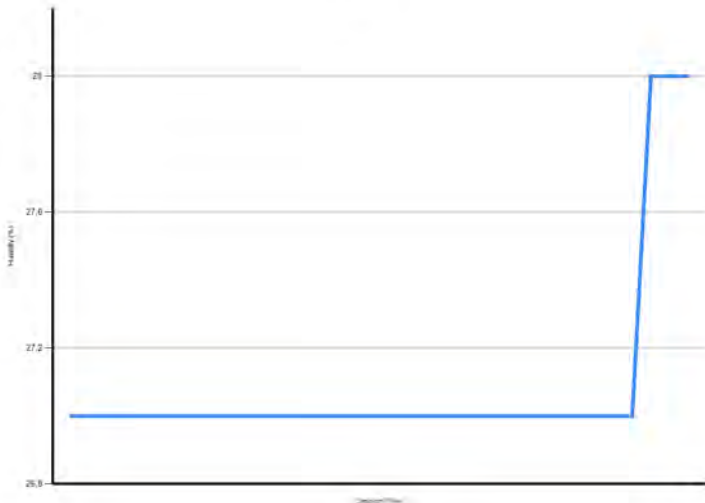
Temperatura Aire



Temperatura Pista



Humidad



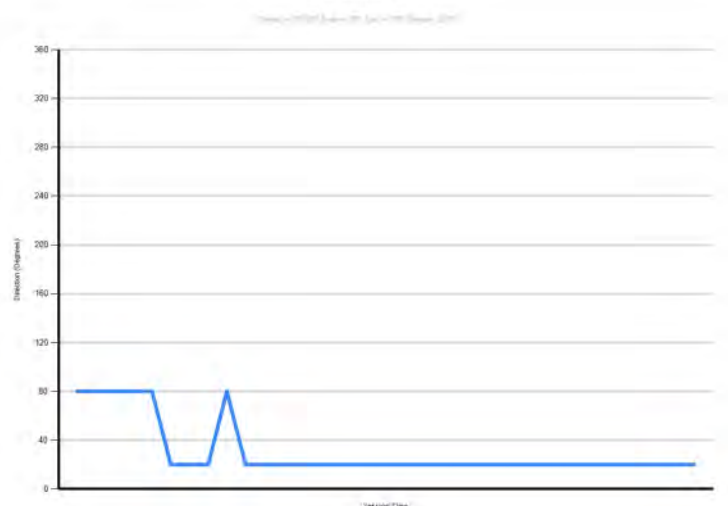
Presión

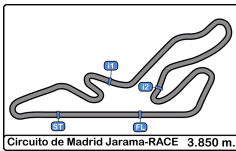


Velocidad Viento



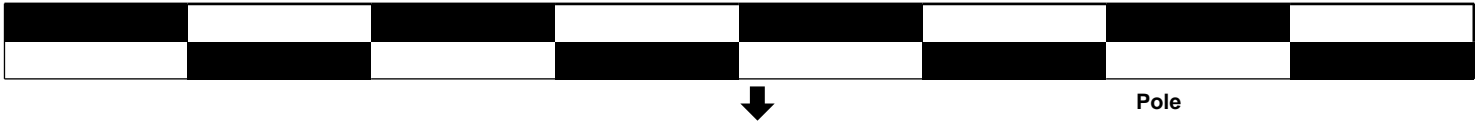
Dirección Viento





Circuito de Madrid Jarama - RACE
COPA OPEN EASYRACE MOTORBIKE CUP
CARRERA Cat A.
Parrilla de Salida

	47 Hector Hernández Fernández 20	88 Beniami Vallmanva Cucurull 19	...7..
14 Luis Llorente Asensio 18	28 Jorae Santisteban 17	31 David Ceniserque Patiño 16	...6..
65 Jesus Alvarez Calleja 15	16 Mikel Camara Menchaca 14	99 Josue Sanchez Arrovo 13	...5..
18 Lorien Oliva Serrano 12	67 David Robles Rubio 11	93 Roberto Sánchez-Camacho Cenci 10	...4..
77 Javier Del Rio 9	10 Juan F. Boisán Méndez 8	8 Erik Morillas Cuenca 7	...3..
24 Govo Rodriguez Aranda 6	89 Christian Garrido Garcia 5	63 José Maria Sanquino San Roman 4	...2..
37 Jesus Leal Viñas 3	5 Francisco García Zárate 2	117 Javier Grande 1	...1..



Pole

Publicado a las:.....

Comisarios Deportivos:			Cronometrador:
Venancio Menéndez Pérez 607360-M	Rosa Maria Sanchez Cuesta 97001-VA	Alberto Ibañez Freire 548746-CR	Maria Jesús GAMAZO 607361-M





Circuito de Madrid Jarama - RACE
COPA OPEN EASYRACE MOTORBIKE CUP
CARRERA Cat A.
Resultados Provisionales

Clas	Nº	Piloto	Cat	Clas	Equipo	Neumático	Vtas.	Tiempo Total	Dif 1º	Interval	Km/h	Mejor	Tiempo	Km/h
	8	Erik Morillas Cuenca	Elite- CBR			Dunlop	9	14:41.388			141.5	4	1:36.653	143.3
	117	Javier Grande	Elite- CBR			Pirelli	9	14:56.139	14.751	14.751	139.1	3	1:38.229	141.0
	37	Jesus Leal Viñas	Elite- CBR			Michelin	9	14:59.739	18.351	3.600	138.6	7	1:38.636	140.5
	93	Roberto Sánchez-Camacho Cenci	SBK			Pirelli	9	14:59.875	18.487	0.136	138.6	2	1:38.373	140.8
	5	Francisco García Zárate	SSP			Pirelli	9	15:09.200	27.812	9.325	137.1	2	1:39.537	139.2
	10	Juan F. Boisán Méndez	SBK			Dunlop	9	15:12.557	31.169	3.357	136.6	8	1:40.062	138.5
	31	David Cenisergue Patiño	SBK			Dunlop	9	15:14.282	32.894	1.725	136.4	2	1:40.163	138.3
	63	José María Sanguino San Roman	SBK			Dunlop	9	15:14.536	33.148	0.254	136.3	8	1:39.292	139.5
	77	Javier Del Rio	SBK			Dunlop	9	15:20.195	38.807	5.659	135.5	8	1:40.700	137.6
	67	David Robles Rubio	SBK			Dunlop	9	15:20.444	39.056	0.249	135.5	6	1:40.328	138.1
	18	Lorien Oliva Serrano	SBK			Michelin	9	15:23.999	42.611	3.555	135.0	3	1:40.835	137.4
	24	Goyo Rodríguez Aranda	SBK			Dunlop	9	15:24.100	42.712	0.101	134.9	8	1:40.360	138.1
	99	Josue Sanchez Arroyo	SSP			Dunlop	9	15:25.632	44.244	1.532	134.7	8	1:41.007	137.2
	88	Benjami Vallmanya Cucurull	SBK			Pirelli	9	15:30.703	49.315	5.071	134.0	5	1:41.323	136.7
	28	Jorge Santisteban	SBK			Michelin	9	15:31.310	49.922	0.607	133.9	5	1:41.722	136.2
	65	Jesus Alvarez Calleja	SSP			Pirelli	9	15:31.800	50.412	0.490	133.8	5	1:41.584	136.4
	16	Mikel Camara Menchaca	SBK			Pirelli	9	15:35.427	54.039	3.627	133.3	5	1:41.475	136.5
	47	Hector Hernández Fernández	SSP			Dunlop	9	15:39.859	58.471	4.432	132.7	3	1:42.301	135.4
	89	Christian Garrido Garcia	SSP			Dunlop	8	13:34.992	1 Vta.	1 Vta.	136.0	8	1:39.349	139.5
	14	Luis Llorente Asensio	SSP			Dunlop	8	14:06.825	1 Vta.	31.833	130.9	4	1:43.980	133.2
	76	Enrique Vela Alvarez	SBK			Pirelli	2	3:44.023	7 Vtas.	6 Vtas.	123.7	2	1:50.546	125.3

Vta. Rápida Erik Morillas Cuenca en 1:36.653 a 143.3 Km/h en la vta. 4

Publicado a las:.....

Temp Pista: 34.7 °C Temp Aire: 25.8 °C Humedad: 28 % Estado Pista: SECA

Director Carrera:

Pedro Pablo Sampedro

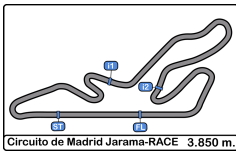
607362-M

Cronometrador:

María Jesús GAMAZO

607361-M





Circuito de Madrid Jarama - RACE
COPA OPEN EASYRACE MOTORBIKE CUP
CARRERA Cat A.
Resultados Provisionales por Categoría

Elite-SBK														
Clas	Nº	Piloto	Cat	Clas	Equipo	Neumático	Vtas.	Tiempo Total	Dif 1º	Interval	Km/h	Mejor	Tiemp	Km/h
8		Erik Morillas Cuenca	Elite-	1		Dunlop	9	14:41.388			141.5	4	1:36.65	143.3
117		Javier Grande	Elite-	2		Pirelli	9	14:56.139	14.751	14.751	139.1	3	1:38.22	141.0
37		Jesus Leal Viñas	Elite-	3		Michelin	9	14:59.739	18.351	3.600	138.6	7	1:38.63	140.5

SBK														
Clas	Nº	Piloto	Cat	Clas	Equipo	Neumático	Vtas.	Tiempo Total	Dif 1º	Interval	Km/h	Mejor	Tiemp	Km/h
93		Roberto Sánchez-Camacho Cenci	SBK	1		Pirelli	9	14:59.875			138.6	2	1:38.37	140.8
10		Juan F. Boisán Méndez	SBK	2		Dunlop	9	15:12.557	12.682	12.682	136.6	8	1:40.06	138.5
31		David Cenisergue Patiño	SBK	3		Dunlop	9	15:14.282	14.407	1.725	136.4	2	1:40.16	138.3
63		José María Sanguino San Roman	SBK	4		Dunlop	9	15:14.536	14.661	0.254	136.3	8	1:39.29	139.5
77		Javier Del Rio	SBK	5		Dunlop	9	15:20.195	20.320	5.659	135.5	8	1:40.70	137.6
67		David Robles Rubio	SBK	6		Dunlop	9	15:20.444	20.569	0.249	135.5	6	1:40.32	138.1
18		Lorien Oliva Serrano	SBK	7		Michelin	9	15:23.999	24.124	3.555	135.0	3	1:40.83	137.4
24		Goyo Rodríguez Aranda	SBK	8		Dunlop	9	15:24.100	24.225	0.101	134.9	8	1:40.36	138.1
88		Benjami Vallmanya Cucurull	SBK	9		Pirelli	9	15:30.703	30.828	6.603	134.0	5	1:41.32	136.7
28		Jorge Santisteban	SBK	10		Michelin	9	15:31.310	31.435	0.607	133.9	5	1:41.72	136.2
16		Mikel Camara Menchaca	SBK	11		Pirelli	9	15:35.427	35.552	4.117	133.3	5	1:41.47	136.5
76		Enrique Vela Alvarez	SBK	12		Pirelli	2	3:44.023	7 Vtas.	7 Vtas.	123.7	2	1:50.54	125.3

SSP														
Clas	Nº	Piloto	Cat	Clas	Equipo	Neumático	Vtas.	Tiempo Total	Dif 1º	Interval	Km/h	Mejor	Tiemp	Km/h
5		Roberto García Zárate	SSP	1		Pirelli	9	15:09.200			137.1	2	1:39.53	139.2
99		Josue Sanchez Arroyo	SSP	2		Dunlop	9	15:25.632	16.432	16.432	134.7	8	1:41.00	137.2
65		Jesus Alvarez Calleja	SSP	3		Pirelli	9	15:31.800	22.600	6.168	133.8	5	1:41.58	136.4
47		Hector Hernández Fernández	SSP	4		Dunlop	9	15:39.859	30.659	8.059	132.7	3	1:42.30	135.4
89		Christian Garrido Garcia	SSP	5		Dunlop	8	13:34.992	1 Vta.	1 Vta.	136.0	8	1:39.34	139.5
14		Luis Llorente Asensio	SSP	6		Dunlop	8	14:06.825	1 Vta.	31.833	130.9	4	1:43.98	133.2

Vta. Rápida Erik Morillas Cuenca en 1:36.653 a 143.3 Km/h en la vta. 4

Publicado a las:.....

Temp Pista: 34.7 °C Temp Aire: 25.8 °C Humedad: 28 % Estado Pista: SECA

Director Carrera:

Pedro Pablo Sampedro

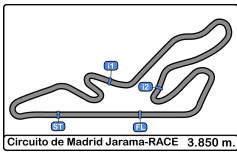
607362-M

Cronometrador:

María Jesús GAMAZO

607361-M

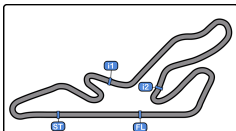




Circuito de Madrid Jarama - RACE
COPA OPEN EASYRACE MOTORBIKE CUP
CARRERA Cat A.

Clasificación Provisional por Vuelta Rápida de Piloto

Cl	Nº	Equipo/Concursante	Neumático	Piloto	Cat	Cl	Vtas.	Mejor	Tiempo	Dif 1º	Interval	Km/h
1	8		Dunlop	Erik Morillas Cuenca	Elite-SBK	1	9	4	1:36.653			143.3
2	117		Pirelli	Javier Grande	Elite-SBK	2	9	3	1:38.229	1.576	1.576	141.0
3	93		Pirelli	Roberto Sánchez-Camacho	SBK	1	9	2	1:38.373	1.720	0.144	140.8
4	37		Michelin	Jesus Leal Viñas	Elite-SBK	3	9	7	1:38.636	1.983	0.263	140.5
5	63		Dunlop	José Maria Sanguino San Ro	SBK	2	9	8	1:39.292	2.639	0.656	139.5
6	89		Dunlop	Christian Garrido Garcia	SSP	1	8	8	1:39.349	2.696	0.057	139.5
7	5		Pirelli	Francisco García Zárate	SSP	2	9	2	1:39.537	2.884	0.188	139.2
8	10		Dunlop	Juan F. Boisán Méndez	SBK	3	9	8	1:40.062	3.409	0.525	138.5
9	31		Dunlop	David Cenisergue Patiño	SBK	4	9	2	1:40.163	3.510	0.101	138.3
10	67		Dunlop	David Robles Rubio	SBK	5	9	6	1:40.328	3.675	0.165	138.1
11	24		Dunlop	Goyo Rodríguez Aranda	SBK	6	9	8	1:40.360	3.707	0.032	138.1
12	77		Dunlop	Javier Del Rio	SBK	7	9	8	1:40.700	4.047	0.340	137.6
13	18		Michelin	Lorien Oliva Serrano	SBK	8	9	3	1:40.835	4.182	0.135	137.4
14	99		Dunlop	Josue Sanchez Arroyo	SSP	3	9	8	1:41.007	4.354	0.172	137.2
15	88		Pirelli	Benjami Vallmanya Cucurull	SBK	9	9	5	1:41.323	4.670	0.316	136.7
16	16		Pirelli	Mikel Camara Menchaca	SBK	10	9	5	1:41.475	4.822	0.152	136.5
17	65		Pirelli	Jesus Alvarez Calleja	SSP	4	9	5	1:41.584	4.931	0.109	136.4
18	28		Michelin	Jorge Santisteban	SBK	11	9	5	1:41.722	5.069	0.138	136.2
19	47		Dunlop	Hector Hernández Fernández	SSP	5	9	3	1:42.301	5.648	0.579	135.4
20	14		Dunlop	Luis Llorente Asensio	SSP	6	8	4	1:43.980	7.327	1.679	133.2
21	76		Pirelli	Enrique Vela Alvarez	SBK	12	2	2	1:50.546	13.893	6.566	125.3



Circuito de Madrid Jarama - RACE
COPA OPEN EASYRACE MOTORBIKE CUP
CARRERA Cat A.

Circuito de Madrid Jarama-RACE 3.850 m.

Distancia y Velocidad Media

Clas	Nº	Piloto	Cat	Clas	Equipo	Neumático	Vtas.	Distancia	Tiempo Total	Km/h
1	8	Erik Morillas Cuenca	Elite- SBK	1		Dunlop	9	34.65	14:41.388	141.5
2	117	Javier Grande	Elite- SBK	2		Pirelli	9	34.65	14:56.139	139.1
3	37	Jesus Leal Viñas	Elite- SBK	3		Michelin	9	34.65	14:59.739	138.6
4	93	Roberto Sánchez-Camacho Cenci	SBK	1		Pirelli	9	34.65	14:59.875	138.6
5	5	Roberto García Zárate	SSP	1		Pirelli	9	34.65	15:09.200	137.1
6	10	Juan F. Boisán Méndez	SBK	2		Dunlop	9	34.65	15:12.557	136.6
7	31	David Cenisergue Patiño	SBK	3		Dunlop	9	34.65	15:14.282	136.4
8	63	José María Sanguino San Roman	SBK	4		Dunlop	9	34.65	15:14.536	136.3
9	77	Javier Del Rio	SBK	5		Dunlop	9	34.65	15:20.195	135.5
10	67	David Robles Rubio	SBK	6		Dunlop	9	34.65	15:20.444	135.5
11	18	Lorien Oliva Serrano	SBK	7		Michelin	9	34.65	15:23.999	135.0
12	24	Goyo Rodríguez Aranda	SBK	8		Dunlop	9	34.65	15:24.100	134.9
13	99	Josue Sanchez Arroyo	SSP	2		Dunlop	9	34.65	15:25.632	134.7
14	88	Benjami Vallmanya Cucurull	SBK	9		Pirelli	9	34.65	15:30.703	134.0
15	28	Jorge Santisteban	SBK	10		Michelin	9	34.65	15:31.310	133.9
16	65	Jesus Alvarez Calleja	SSP	3		Pirelli	9	34.65	15:31.800	133.8
17	16	Mikel Camara Menchaca	SBK	11		Pirelli	9	34.65	15:35.427	133.3
18	47	Hector Hernández Fernández	SSP	4		Dunlop	9	34.65	15:39.859	132.7
19	89	Christian Garrido Garcia	SSP	5		Dunlop	8	30.80	13:34.992	136.0
20	14	Luis Llorente Asensio	SSP	6		Dunlop	8	30.80	14:06.825	130.9
21	76	Enrique Vela Alvarez	SBK	12		Pirelli	2	07.70	3:44.023	123.7



Circuito de Madrid Jarama - RACE
COPA OPEN EASYRACE MOTORBIKE CUP
CARRERA Cat A.
Tiempos Por Vuelta

5 Roberto García Zárate Pirelli **16** Mikel Camara Menchaca Pirelli

SSP							SBK								
Vta	D	Tiempo	Sector 1	Sector 2	Sector 3	T. Spd	Elapsed	Vta	D	Tiempo	Sector 1	Sector 2	Sector 3	T. Spd	Elapsed
1		1:47.170	45.503		1:47.170	196.0	1:47.170	1		1:53.155	49.624		1:53.155	161.9	1:53.155
2		1:39.537	38.367	33.191	27.979	230.2	3:26.707	2		1:43.580	39.243	35.575	28.762	212.1	3:36.735
3		1:39.877	38.531	33.395	27.951	226.4	5:06.584	3		1:43.085	39.637	34.474	28.974	204.9	5:19.820
4		1:39.988	38.584	33.418	27.986	220.8	6:46.572	4		1:41.767	39.347	34.228	28.192	202.2	7:01.587
5		1:40.212	38.824	33.453	27.935	219.9	8:26.784	5		1:41.475	39.010	34.140	28.325	216.0	8:43.062
6		1:40.845	39.009	33.777	28.059	216.8	10:07.629	6		1:42.395	39.650	34.176	28.569	203.0	10:25.457
7		1:40.617	38.909	33.629	28.079	221.7	11:48.246	7		1:43.561	40.079	34.783	28.699	193.2	12:09.018
8		1:40.590	38.643	33.763	28.184	226.8	13:28.836	8		1:43.241	39.794	34.843	28.604	210.5	13:52.259
9		1:40.364	38.769	33.520	28.075	225.9	15:09.200	9		1:43.168	39.334	34.532	29.302	224.0	15:35.427
10			2:37.317	1:08.139		177.0		10			40.404	34.577		210.5	

8 Erik Morillas Cuenca Dunlop **18** Lorien Oliva Serrano Michelin

Elite-SBK							SBK								
Vta	D	Tiempo	Sector 1	Sector 2	Sector 3	T. Spd	Elapsed	Vta	D	Tiempo	Sector 1	Sector 2	Sector 3	T. Spd	Elapsed
1		1:43.568	43.625		1:43.568	206.5	1:43.568	1		1:50.852	47.779		1:50.852	179.1	1:50.852
2		1:37.337	37.738	32.437	27.162	210.9	3:20.905	2		1:42.068	39.159	34.214	28.695	220.4	3:32.920
3		1:36.726	37.485	32.351	26.890	210.5	4:57.631	3		1:40.835	38.963	33.890	27.982	219.9	5:13.755
4		1:36.653	37.453	32.307	26.893	210.5	6:34.284	4		1:41.377	38.874	34.219	28.284	217.3	6:55.132
5		1:37.185	37.762	32.485	26.938	212.5	8:11.469	5		1:41.772	38.980	34.480	28.312	218.1	8:36.904
6		1:37.472	37.667	32.840	26.965	210.9	9:48.941	6		1:42.303	39.552	34.402	28.349	209.7	10:19.207
7		1:37.438	37.733	32.634	27.071	217.3	11:26.379	7		1:41.750	39.203	34.349	28.198	218.6	12:00.957
8		1:37.345	37.762	32.646	26.937	213.4	13:03.724	8		1:41.527	39.273	34.083	28.171	208.8	13:42.484
9		1:37.664	37.982	32.606	27.076	214.2	14:41.388	9		1:41.515	38.652	34.540	28.323	221.7	15:23.999
10			2:20.395	50.016		212.1		10			39.272	34.462		215.1	

10 Juan F. Boisán Méndez Dunlop **24** Goyo Rodriguez Aranda Dunlop

SBK							SBK								
Vta	D	Tiempo	Sector 1	Sector 2	Sector 3	T. Spd	Elapsed	Vta	D	Tiempo	Sector 1	Sector 2	Sector 3	T. Spd	Elapsed
1		1:48.982	46.316		1:48.982	189.1	1:48.982	1		1:51.209	48.003		1:51.209	169.0	1:51.209
2		1:40.116	38.531	33.667	27.918	217.7	3:29.098	2		1:43.256	40.236	34.836	28.184	201.1	3:34.465
3		1:40.523	38.643	33.954	27.926	225.9	5:09.621	3		1:41.886	39.321	34.368	28.197	198.8	5:16.351
4		1:41.430	38.751	33.424	29.255	225.4	6:51.051	4		1:41.625	39.220	34.249	28.156	206.8	6:57.976
5		1:40.652	38.862	33.800	27.990	215.1	8:31.703	5		1:41.203	39.053	34.040	28.110	206.1	8:39.179
6		1:40.499	38.744	33.547	28.208	212.1	10:12.202	6		1:41.897	39.125	34.250	28.522	204.9	10:21.076
7		1:40.072	38.579	33.443	28.050	217.7	11:52.274	7		1:41.930	39.469	34.357	28.104	213.8	12:03.006
8		1:40.062	38.655	33.507	27.900	223.1	13:32.336	8		1:40.360	38.672	33.775	27.913	201.1	13:43.366
9		1:40.221	38.581	33.626	28.014	228.3	15:12.557	9		1:40.734	38.606	34.049	28.079	206.5	15:24.100
10			2:36.294	55.200		182.7		10			39.516	34.342		206.5	

14 Luis Llorente Asensio Dunlop **28** Jorge Santisteban Michelin

SSP							SBK								
Vta	D	Tiempo	Sector 1	Sector 2	Sector 3	T. Spd	Elapsed	Vta	D	Tiempo	Sector 1	Sector 2	Sector 3	T. Spd	Elapsed
1		1:54.146	49.838		1:54.146	179.4	1:54.146	1		1:52.019	48.738		1:52.019	170.3	1:52.019
2		1:44.714	40.705	34.653	29.356	226.8	3:38.860	2		1:43.920	39.516	36.267	28.137	211.7	3:35.939
3		1:45.093	40.712	34.943	29.438	220.8	5:23.953	3		1:42.843	39.539	35.210	28.094	192.8	5:18.782
4		1:43.980	40.166	34.844	28.970	217.7	7:07.933	4		1:41.889	39.210	34.829	27.850	192.1	7:00.671
5		1:44.374	40.211	35.056	29.107	212.1	8:52.307	5		1:41.722	39.054	34.587	28.081	185.8	8:42.393
6		1:44.353	40.375	34.907	29.071	216.8	10:36.660	6		1:42.167	39.199	34.961	28.007	190.8	10:24.560
7		1:44.735	40.403	35.186	29.146	214.2	12:21.395	7		1:42.371	39.455	34.894	28.022	184.3	12:06.931
8		1:45.430	41.121	35.225	29.084	210.5	14:06.825	8		1:42.234	39.397	34.678	28.159	187.1	13:49.165
								9		1:42.145	39.038	34.861	28.246	195.6	15:31.310
								10			40.365	35.185		194.9	





Circuito de Madrid Jarama - RACE
COPA OPEN EASYRACE MOTORBIKE CUP
CARRERA Cat A.
Tiempos Por Vuelta

31 David Cenisergue Patiño Dunlop **65** Jesus Alvarez Calleja Pirelli

SBK							SSP								
Vta	D	Tiempo	Sector 1	Sector 2	Sector 3	T. Spd	Elapsed	Vta	D	Tiempo	Sector 1	Sector 2	Sector 3	T. Spd	Elapsed
1		1:49.155	46.771		1:49.155	181.2	1:49.155	1		1:53.540	49.341		1:53.540	163.3	1:53.540
2		1:40.163	38.668	33.697	27.798	215.5	3:29.318	2		1:43.995	40.533	34.460	29.002	187.5	3:37.535
3		1:40.549	38.612	34.259	27.678	212.1	5:09.867	3		1:43.179	40.157	34.542	28.480	196.0	5:20.714
4		1:40.385	38.754	33.778	27.853	219.0	6:50.252	4		1:41.792	39.692	33.864	28.236	194.5	7:02.506
5		1:40.595	38.610	33.843	28.142	201.8	8:30.847	5		1:41.584	39.492	33.871	28.221	198.8	8:44.090
6		1:41.010	39.217	33.675	28.118	196.3	10:11.857	6		1:41.615	39.405	33.841	28.369	197.8	10:25.705
7		1:41.503	39.356	34.070	28.077	188.4	11:53.360	7		1:42.105	39.893	34.013	28.199	196.3	12:07.810
8		1:40.697	38.922	34.103	27.672	204.5	13:34.057	8		1:41.777	39.363	34.206	28.208	198.1	13:49.587
9		1:40.225	38.684	33.753	27.788	208.0	15:14.282	9		1:42.213	39.368	34.351	28.494	199.2	15:31.800
10			39.727	33.818		205.7		10			40.407	34.586		205.7	

37 Jesus Leal Viñas Michelin **67** David Robles Rubio Dunlop

Elite-SBK							SBK								
Vta	D	Tiempo	Sector 1	Sector 2	Sector 3	T. Spd	Elapsed	Vta	D	Tiempo	Sector 1	Sector 2	Sector 3	T. Spd	Elapsed
1		1:45.069	44.271		1:45.069	204.9	1:45.069	1		1:51.303	48.328		1:51.303	165.6	1:51.303
2		1:39.216	38.087	33.449	27.680	224.5	3:24.285	2		1:41.882	39.580	34.047	28.255	213.8	3:33.185
3		1:39.405	38.268	33.265	27.872	215.1	5:03.690	3		1:41.502	39.294	34.444	27.764	212.1	5:14.687
4		1:40.010	38.985	33.427	27.598	208.8	6:43.700	4		1:41.583	39.322	34.064	28.197	208.0	6:56.270
5		1:39.001	38.080	33.297	27.624	212.5	8:22.701	5		1:40.661	38.730	34.068	27.863	222.6	8:36.931
6		1:40.445	38.637	33.953	27.855	210.5	10:03.146	6		1:40.328	39.041	33.541	27.746	211.7	10:17.259
7		1:38.636	38.072	33.333	27.231	217.3	11:41.782	7		1:41.062	39.795	33.568	27.699	240.0	11:58.321
8		1:39.135	38.370	33.480	27.285	225.4	13:20.917	8		1:40.746	39.021	34.294	27.431	228.8	13:39.067
9		1:38.822	37.818	33.488	27.516	217.3	14:59.739	9		1:41.377	39.148	34.505	27.724	210.9	15:20.444
10			2:33.325	1:50.625		222.6		10			39.910	34.832		214.7	

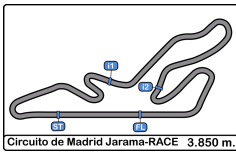
47 Hector Hernández Fernández Dunlop **76** Enrique Vela Alvarez Pirelli

SSP							SBK								
Vta	D	Tiempo	Sector 1	Sector 2	Sector 3	T. Spd	Elapsed	Vta	D	Tiempo	Sector 1	Sector 2	Sector 3	T. Spd	Elapsed
1		1:54.887	50.510		1:54.887	175.8	1:54.887	1		1:53.477	50.082		1:53.477	173.6	1:53.477
2		1:44.151	40.581	34.643	28.927	216.0	3:39.038	2		1:50.546 P	39.189	35.589	35.768	211.7	3:44.023
3		1:42.301	39.608	34.345	28.348	223.1	5:21.339								
4		1:42.807	39.520	34.096	29.191	213.8	7:04.146								
5		1:42.365	39.626	34.205	28.534	215.5	8:46.511								
6		1:43.198	39.785	34.597	28.816	209.7	10:29.709								
7		1:43.144	39.866	34.459	28.819	204.9	12:12.853								
8		1:42.607	39.488	34.345	28.774	211.3	13:55.460								
9		1:44.399	40.500	34.972	28.927	216.0	15:39.859								
10			41.878	36.417		202.6									

63 José Maria Sanguino San Roman Dunlop **77** Javier Del Rio Dunlop

SBK							SBK								
Vta	D	Tiempo	Sector 1	Sector 2	Sector 3	T. Spd	Elapsed	Vta	D	Tiempo	Sector 1	Sector 2	Sector 3	T. Spd	Elapsed
1		1:50.342	47.335		1:50.342	187.5	1:50.342	1		1:49.605	45.931		1:49.605	186.8	1:49.605
2		1:41.891	39.450	34.152	28.289	215.5	3:32.233	2		1:41.624	38.996	34.310	28.318	213.8	3:31.229
3		1:42.246	39.336	35.026	27.884	213.4	5:14.479	3		1:41.237	38.764	34.389	28.084	212.5	5:12.466
4		1:40.645	38.687	34.039	27.919	201.1	6:55.124	4		1:41.427	38.777	34.176	28.474	216.8	6:53.893
5		1:40.742	38.471	34.565	27.706	222.2	8:35.866	5		1:41.723	39.339	34.493	27.891	219.5	8:35.616
6		1:39.752	38.630	33.573	27.549	207.2	10:15.618	6		1:41.352	39.202	34.095	28.055	210.5	10:16.968
7		1:39.638	38.111	33.601	27.926	223.1	11:55.256	7		1:41.285	38.790	34.490	28.005	219.5	11:58.253
8		1:39.292	37.970	33.618	27.704	217.3	13:34.548	8		1:40.700	38.616	34.382	27.702	224.0	13:38.953
9		1:39.988	38.606	33.739	27.643	219.0	15:14.536	9		1:41.242	38.676	34.798	27.768	213.8	15:20.195
10			2:34.944	1:02.321		153.1		10			39.444	35.276		221.7	





Circuito de Madrid Jarama - RACE
COPA OPEN EASYRACE MOTORBIKE CUP
CARRERA Cat A.
Tiempos Por Vuelta

88

Benjami Vallmanya
Cucurull

Pirelli **117**

Javier Grande

Pirelli

SBK

Elite-SBK

Vta	D	Tiempo	Sector 1	Sector 2	Sector 3	T. Spd	Elapsed	Vta	D	Tiempo	Sector 1	Sector 2	Sector 3	T. Spd	Elapsed
1		1:51.539	48.551		1:51.539	163.1	1:51.539	1		1:45.201	44.613		1:45.201	203.7	1:45.201
2		1:42.293	39.671	34.225	28.397	206.5	3:33.832	2		1:38.322	37.545	33.534	27.243	224.5	3:23.523
3		1:41.958	39.534	34.274	28.150	210.5	5:15.790	3		1:38.229	37.907	33.054	27.268	225.9	5:01.752
4		1:41.348	39.292	34.027	28.029	206.1	6:57.138	4		1:38.543	37.885	33.404	27.254	226.4	6:40.295
5		1:41.323	38.988	34.158	28.177	208.0	8:38.461	5		1:38.292	37.708	33.148	27.436	226.4	8:18.587
6		1:42.375	39.442	34.386	28.547	206.5	10:20.836	6		1:39.042	38.074	33.362	27.606	227.3	9:57.629
7		1:43.052	39.428	34.378	29.246	205.7	12:03.888	7		1:39.623	38.428	33.630	27.565	219.9	11:37.252
8		1:43.251	39.698	35.042	28.511	204.9	13:47.139	8		1:39.818	38.760	33.673	27.385	210.5	13:17.070
9		1:43.564	39.493	35.130	28.941	205.7	15:30.703	9		1:39.069	38.278	33.464	27.327	220.4	14:56.139
10			39.821	35.176		208.8		10			2:30.846	1:24.013		214.2	

89

Christian Garrido Garcia

Dunlop

SSP

Vta	D	Tiempo	Sector 1	Sector 2	Sector 3	T. Spd	Elapsed
1		1:50.036	47.543		1:50.036	181.8	1:50.036
2		1:41.768	39.335	33.641	28.792	219.9	3:31.804
3		1:41.132	39.225	33.754	28.153	221.3	5:12.936
4		1:40.905	38.786	33.729	28.390	225.9	6:53.841
5		1:41.174	39.272	33.870	28.032	231.2	8:35.015
6		1:40.281	38.917	33.301	28.063	220.8	10:15.296
7		1:40.347	38.772	33.454	28.121	224.5	11:55.643
8		1:39.349	38.444	33.123	27.782	226.4	13:34.992
9			38.423			230.2	

93

Roberto Sánchez-Camacho Cenci

Pirelli

SBK

Vta	D	Tiempo	Sector 1	Sector 2	Sector 3	T. Spd	Elapsed
1		1:46.383	45.494		1:46.383	196.7	1:46.383
2		1:38.373	37.854	32.992	27.527	210.5	3:24.756
3		1:39.121	38.182	33.231	27.708	207.2	5:03.877
4		1:38.613	38.137	33.173	27.303	212.5	6:42.490
5		1:39.986	38.317	33.885	27.784	213.8	8:22.476
6		1:40.243	38.507	34.069	27.667	204.9	10:02.719
7		1:39.175	38.280	33.207	27.688	221.7	11:41.894
8		1:39.463	38.581	33.515	27.367	218.1	13:21.357
9		1:38.518	37.657	33.525	27.336	219.9	14:59.875
10			2:35.836	1:18.944		197.4	

99

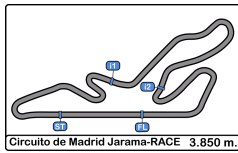
Josue Sanchez Arroyo

Dunlop

SSP

Vta	D	Tiempo	Sector 1	Sector 2	Sector 3	T. Spd	Elapsed
1		1:50.268	47.152		1:50.268	183.0	1:50.268
2		1:42.806	40.092	34.174	28.540	201.8	3:33.074
3		1:42.252	39.673	34.463	28.116	212.5	5:15.326
4		1:42.335	39.946	34.205	28.184	201.1	6:57.661
5		1:41.809	39.593	34.318	27.898	201.1	8:39.470
6		1:41.931	39.132	34.327	28.472	211.3	10:21.401
7		1:42.194	39.326	34.508	28.360	200.0	12:03.595
8		1:41.007	39.254	33.883	27.870	198.1	13:44.602
9		1:41.030	39.025	33.971	28.034	201.8	15:25.632
10			40.072	34.206		195.2	





Circuito de Madrid Jarama - RACE
COPA OPEN EASYRACE MOTORBIKE CUP
CARRERA Cat A.

Análisis

Num	Tiempo Vta.	Dif 1º
Vta 1		
8	1:43.568	
37	1:45.069	01.501
117	1:45.201	01.633
93	1:46.383	02.815
5	1:47.170	03.602
10	1:48.982	05.414
31	1:49.155	05.587
77	1:49.605	06.037
89	1:50.036	06.468
99	1:50.268	06.700
63	1:50.342	06.774
18	1:50.852	07.284
24	1:51.209	07.641
67	1:51.303	07.735
88	1:51.539	07.971
28	1:52.019	08.451
16	1:53.155	09.587
76	1:53.477	09.909
65	1:53.540	09.972
14	1:54.146	10.578
47	1:54.887	11.319

Num	Tiempo Vta.	Dif 1º
Vta 2		
8	1:37.337	
117	1:38.322	02.618
37	1:39.216	03.380
93	1:38.373	03.851
5	1:39.537	05.802
10	1:40.116	08.193
31	1:40.163	08.413
77	1:41.624	10.324
89	1:41.768	10.899
63	1:41.891	11.328
18	1:42.068	12.015
99	1:42.806	12.169
67	1:41.882	12.280
88	1:42.293	12.927
24	1:43.256	13.560
28	1:43.920	15.034
16	1:43.580	15.830
65	1:43.995	16.630
14	1:44.714	17.955
47	1:44.151	18.133
76	1:50.546	23.118

Num	Tiempo Vta.	Dif 1º
Vta 3		
8	1:36.726	
117	1:38.229	04.121
37	1:39.405	06.059
93	1:39.121	06.246
5	1:39.877	08.953
10	1:40.523	11.990
31	1:40.549	12.236
77	1:41.237	14.835
89	1:41.132	15.305

Num	Tiempo Vta.	Dif 1º
18	1:40.835	16.124
63	1:42.246	16.848
67	1:41.502	17.056
99	1:42.252	17.695
88	1:41.958	18.159
24	1:41.886	18.720
28	1:42.843	21.151
16	1:43.085	22.189
65	1:43.179	23.083
47	1:42.301	23.708
14	1:45.093	26.322

Num	Tiempo Vta.	Dif 1º
Vta 4		
8	1:36.653	
117	1:38.543	06.011
93	1:38.613	08.206
37	1:40.010	09.416
5	1:39.988	12.288
31	1:40.385	15.968
10	1:41.430	16.767
89	1:40.905	19.557
77	1:41.427	19.609
63	1:40.645	20.840
18	1:41.377	20.848
67	1:41.583	21.986
88	1:41.348	22.854
99	1:42.335	23.377
24	1:41.625	23.692
28	1:41.889	26.387
16	1:41.767	27.303
65	1:41.792	28.222
47	1:42.807	29.862
14	1:43.980	33.649

Num	Tiempo Vta.	Dif 1º
Vta 5		
8	1:37.185	
117	1:38.292	07.118
93	1:39.986	11.007
37	1:39.001	11.232
5	1:40.212	15.315
31	1:40.595	19.378
10	1:40.652	20.234
89	1:41.174	23.546
77	1:41.723	24.147
63	1:40.742	24.397
18	1:41.772	25.435
67	1:40.661	25.462
88	1:41.323	26.992
24	1:41.203	27.710
99	1:41.809	28.001
28	1:41.722	30.924
16	1:41.475	31.593
65	1:41.584	32.621
47	1:42.365	35.042
14	1:44.374	40.838

Num	Tiempo Vta.	Dif 1º
Vta 6		
8	1:37.472	
117	1:39.042	08.688
93	1:40.243	13.778
37	1:40.445	14.205
5	1:40.845	18.688
31	1:41.010	22.916
10	1:40.499	23.261
89	1:40.281	26.355
63	1:39.752	26.677
77	1:41.352	28.027
67	1:40.328	28.318
18	1:42.303	30.266
88	1:42.375	31.895
24	1:41.897	32.135
99	1:41.931	32.460
28	1:42.167	35.619
16	1:42.395	36.516
65	1:41.615	36.764
47	1:43.198	40.768
14	1:44.353	47.719

Num	Tiempo Vta.	Dif 1º
Vta 7		
8	1:37.438	
117	1:39.623	10.873
37	1:38.636	15.403
93	1:39.175	15.515
5	1:40.617	21.867
10	1:40.072	25.895
31	1:41.503	26.981
63	1:39.638	28.877
89	1:40.347	29.264
77	1:41.285	31.874
67	1:41.062	31.942
18	1:41.750	34.578
24	1:41.930	36.627
99	1:42.194	37.216
88	1:43.052	37.509
28	1:42.371	40.552
65	1:42.105	41.431
16	1:43.561	42.639
47	1:43.144	46.474
14	1:44.735	55.016

Num	Tiempo Vta.	Dif 1º
Vta 8		
8	1:37.345	
117	1:39.818	13.346
37	1:39.135	17.193
93	1:39.463	17.633
5	1:40.590	25.112
10	1:40.062	28.612
31	1:40.697	30.333
63	1:39.292	30.824
89	1:39.349	31.268
77	1:40.700	35.229
67	1:40.746	35.343

Num	Tiempo Vta.	Dif 1º
Vta 9		
8	1:41.527	38.760
24	1:40.360	39.642
99	1:41.007	40.878
88	1:43.251	43.415
28	1:42.234	45.441
65	1:41.777	45.863
16	1:43.241	48.535
47	1:42.607	51.736
14	1:45.430	1:03.101

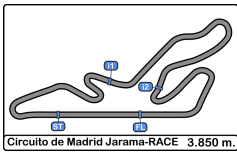
Num	Tiempo Vta.	Dif 1º
Vta 9		
8	1:37.664	
117	1:39.069	14.751
37	1:38.822	18.351
93	1:38.518	18.487
5	1:40.364	27.812
10	1:40.221	31.169
31	1:40.225	32.894
63	1:39.988	33.148
77	1:41.242	38.807
67	1:41.377	39.056
18	1:41.515	42.611
24	1:40.734	42.712
99	1:41.030	44.244
88	1:43.564	49.315
28	1:42.145	49.922
65	1:42.213	50.412
16	1:43.168	54.039
47	1:44.399	58.471





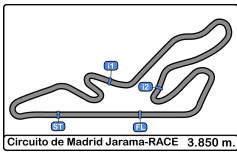
Circuito de Madrid Jarama - RACE
COPA OPEN EASYRACE MOTORBIKE CUP
CARRERA Cat A.
Mejores Sectores

Sector - 1			Sector - 2			Sector - 3			Vta. Ideal vs Mejor Vta.						
Clas	Nº	Piloto	Tiempo	Nº	Piloto	Tiempo	Nº	Piloto	Tiempo	Clas	Nº	Piloto	Ideal Lap	Best Lap	Clas
1	8	Erik Morillas Cuenca	37.453	8	Erik Morillas Cuenca	32.307	8	Erik Morillas Cuenca	26.890	1	8	Erik Morillas Cuenca	1:36.650	1:36.653	1
2	11	Javier Grande	37.545	93	Roberto Sánchez-Camacho Cenci	32.992	37	Jesus Leal Viñas	27.231	2	117	Javier Grande	1:37.842	1:38.229	2
3	93	Roberto Sánchez-Camacho Cenci	37.657	117	Javier Grande	33.054	117	Javier Grande	27.243	3	93	Roberto Sánchez-Camacho Cenci	1:37.952	1:38.373	3
4	37	Jesus Leal Viñas	37.818	89	Christian Garrido Garcia	33.123	93	Roberto Sánchez-Camacho Cenci	27.303	4	37	Jesus Leal Viñas	1:38.314	1:38.636	4
5	63	José María Sanguino San Roman	37.970	5	Francisco García Zárate	33.191	67	David Robles Rubio	27.431	5	63	José María Sanguino San Roman	1:39.092	1:39.292	5
6	5	Francisco García Zárate	38.367	37	Jesus Leal Viñas	33.265	63	José María Sanguino San Roman	27.549	6	89	Christian Garrido Garcia	1:39.328	1:39.349	6
7	89	Christian Garrido Garcia	38.423	10	Juan F. Boisán Méndez	33.424	31	David Cenisergue Patiño	27.672	7	5	Roberto García Zárate	1:39.493	1:39.537	7
8	10	Juan F. Boisán Méndez	38.531	67	David Robles Rubio	33.541	77	Javier Del Rio	27.702	8	67	David Robles Rubio	1:39.702	1:40.328	10
9	24	Goyo Rodríguez Aranda	38.606	63	José María Sanguino San Roman	33.573	89	Christian Garrido Garcia	27.782	9	10	Juan F. Boisán Méndez	1:39.855	1:40.062	8
10	31	David Cenisergue Patiño	38.610	31	David Cenisergue Patiño	33.675	28	Jorge Santisteban	27.850	10	31	David Cenisergue Patiño	1:39.957	1:40.163	9
11	77	Javier Del Rio	38.616	24	Goyo Rodríguez Aranda	33.775	99	Josue Sanchez Arroyo	27.870	11	24	Goyo Rodríguez Aranda	1:40.294	1:40.360	11
12	18	Lorien Oliva Serrano	38.652	65	Jesus Alvarez Calleja	33.841	10	Juan F. Boisán Méndez	27.900	12	77	Javier Del Rio	1:40.413	1:40.700	12
13	67	David Robles Rubio	38.730	99	Josue Sanchez Arroyo	33.883	24	Goyo Rodríguez Aranda	27.913	13	18	Lorien Oliva Serrano	1:40.524	1:40.835	13
14	88	Benjami Vallmanya Cucurull	38.988	18	Lorien Oliva Serrano	33.890	5	Francisco García Zárate	27.935	14	99	Josue Sanchez Arroyo	1:40.778	1:41.007	14
15	16	Mikel Camara Menchaca	39.010	88	Benjami Vallmanya Cucurull	34.027	18	Lorien Oliva Serrano	27.982	15	88	Benjami Vallmanya Cucurull	1:41.044	1:41.323	15
16	99	Josue Sanchez Arroyo	39.025	77	Javier Del Rio	34.095	88	Benjami Vallmanya Cucurull	28.029	16	16	Mikel Camara Menchaca	1:41.342	1:41.475	16
17	28	Jorge Santisteban	39.038	47	Hector Hernández Fernández	34.096	16	Mikel Camara Menchaca	28.192	17	65	Jesus Alvarez Calleja	1:41.403	1:41.584	17
18	76	Enrique Vela Alvarez	39.189	16	Mikel Camara Menchaca	34.140	65	Jesus Alvarez Calleja	28.199	18	28	Jorge Santisteban	1:41.475	1:41.722	18
19	65	Jesus Alvarez Calleja	39.363	28	Jorge Santisteban	34.587	47	Hector Hernández Fernández	28.348	19	47	Hector Hernández Fernández	1:41.932	1:42.301	19
20	47	Hector Hernández Fernández	39.488	14	Luis Llorente Asensio	34.653	14	Luis Llorente Asensio	28.970	20	14	Luis Llorente Asensio	1:43.789	1:43.980	20
21	14	Luis Llorente Asensio	40.166	76	Enrique Vela Alvarez	35.589	76	Enrique Vela Alvarez	35.768	21	76	Enrique Vela Alvarez	1:50.546	1:50.546	21



Circuito de Madrid Jarama - RACE
COPA OPEN EASYRACE MOTORBIKE CUP
CARRERA Cat A.
Secuencia Líder

Nº	Piloto	Cat	Clas	Equipo	Neumático	Vta. Inicio	Vta. Fin	Vtas.	Total Laps
8	Erik Morillas Cuenca	Elite-SBK			Dunlop	1	9	9	9



Circuito de Madrid Jarama - RACE
COPA OPEN EASYRACE MOTORBIKE CUP
CARRERA Cat A.
5 Mejores Tiempos

Circuito de Madrid Jarama-RACE 3.850 m.

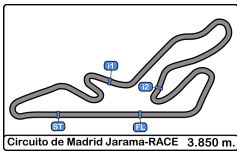
Cls	Nº	Piloto	Cat	Cls	Equipo	Neumático	Mejor 1		Mejor 2		Mejor 3		Mejor 4		Mejor 5	
							Tiemp	Vta	Tiemp	Vta	Tiemp	Vta	Tiemp	Vta	Tiemp	Vta
1	8	Erik Morillas Cuenca	Elite-SBK	1		Dunlop	1:36.653	4	1:36.726	3	1:37.185	5	1:37.337	2	1:37.345	8
2	117	Javier Grande	Elite-SBK	2		Pirelli	1:38.229	3	1:38.292	5	1:38.322	2	1:38.543	4	1:39.042	6
3	93	Roberto Sánchez-Camacho Cenci	SBK	1		Pirelli	1:38.373	2	1:38.518	9	1:38.613	4	1:39.121	3	1:39.175	7
4	37	Jesus Leal Viñas	Elite-SBK	3		Michelin	1:38.636	7	1:38.822	9	1:39.001	5	1:39.135	8	1:39.216	2
5	63	José María Sanguino San Roman	SBK	2		Dunlop	1:39.292	8	1:39.638	7	1:39.752	6	1:39.988	9	1:40.645	4
6	89	Christian Garrido Garcia	SSP	1		Dunlop	1:39.349	8	1:40.281	6	1:40.347	7	1:40.905	4	1:41.132	3
7	5	Roberto García Zárate	SSP	2		Pirelli	1:39.537	2	1:39.877	3	1:39.988	4	1:40.212	5	1:40.364	9
8	10	Juan F. Boisán Méndez	SBK	3		Dunlop	1:40.062	8	1:40.072	7	1:40.116	2	1:40.221	9	1:40.499	6
9	31	David Cenisergue Patiño	SBK	4		Dunlop	1:40.163	2	1:40.225	9	1:40.385	4	1:40.549	3	1:40.595	5
10	67	David Robles Rubio	SBK	5		Dunlop	1:40.328	6	1:40.661	5	1:40.746	8	1:41.062	7	1:41.377	9
11	24	Goyo Rodríguez Aranda	SBK	6		Dunlop	1:40.360	8	1:40.734	9	1:41.203	5	1:41.625	4	1:41.886	3
12	77	Javier Del Rio	SBK	7		Dunlop	1:40.700	8	1:41.237	3	1:41.242	9	1:41.285	7	1:41.352	6
13	18	Lorien Oliva Serrano	SBK	8		Michelin	1:40.835	3	1:41.377	4	1:41.515	9	1:41.527	8	1:41.750	7
14	99	Josue Sanchez Arroyo	SSP	3		Dunlop	1:41.007	8	1:41.030	9	1:41.809	5	1:41.931	6	1:42.194	7
15	88	Benjami Vallmanya Cucurull	SBK	9		Pirelli	1:41.323	5	1:41.348	4	1:41.958	3	1:42.293	2	1:42.375	6
16	16	Mikel Camara Menchaca	SBK	10		Pirelli	1:41.475	5	1:41.767	4	1:42.395	6	1:43.085	3	1:43.168	9
17	65	Jesus Alvarez Calleja	SSP	4		Pirelli	1:41.584	5	1:41.615	6	1:41.777	8	1:41.792	4	1:42.105	7
18	28	Jorge Santisteban	SBK	11		Michelin	1:41.722	5	1:41.889	4	1:42.145	9	1:42.167	6	1:42.234	8
19	47	Hector Hernández Fernández	SSP	5		Dunlop	1:42.301	3	1:42.365	5	1:42.607	8	1:42.807	4	1:43.144	7
20	14	Luis Llorente Asensio	SSP	6		Dunlop	1:43.980	4	1:44.353	6	1:44.374	5	1:44.714	2	1:44.735	7
21	76	Enrique Vela Alvarez	SBK	12		Pirelli	1:50.546	2	1:53.477	1						



Circuito de Madrid Jarama - RACE
COPA OPEN EASYRACE MOTORBIKE CUP
CARRERA Cat A.
5 Mejores Velocidades

Circuito de Madrid Jarama-RACE 3.850 m.

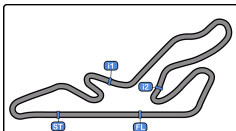
Clas	Nº	Piloto	Cat	Cls	Equipo	Neumático	Top 1		Top 2		Top 3		Top 4		Top 5		Avg
							Km/h	Vta	Km/h	Vta	Km/h	Vta	Km/h	Vta	Km/h	Vta	
1	67	David Robles Rubio	SBK	1		Dunlop	240.0	7	228.8	8	222.6	5	214.7	10	213.8	2	224.0
2	10	Juan F. Boisán Méndez	SBK	2		Dunlop	238.9	10	228.3	9	225.9	3	225.4	4	223.1	8	228.3
3	89	Christian Garrido Garcia	SSP	1		Dunlop	231.2	5	230.2	9	226.4	8	225.9	4	224.5	7	227.6
4	5	Roberto García Zárate	SSP	2		Pirelli	230.2	2	226.8	8	226.4	3	225.9	9	221.7	7	226.2
5	117	Javier Grande	Elite-SBK	1		Pirelli	227.3	6	226.4	4	226.4	5	225.9	3	224.5	2	226.1
6	14	Luis Llorente Asensio	SSP	3		Dunlop	226.8	2	220.8	3	217.7	4	216.8	6	214.2	7	219.3
7	37	Jesus Leal Viñas	Elite-SBK	2		Michelin	225.4	8	224.5	2	223.6	10	222.6	10	217.3	7	222.7
8	63	Jose Maria Sanguino San Roman	SBK	3		Dunlop	225.4	10	223.1	7	222.2	5	219.0	9	217.3	8	221.4
9	16	Mikel Camara Menchaca	SBK	4		Pirelli	224.0	9	216.0	5	212.1	2	210.5	8	210.5	10	214.6
10	77	Javier Del Rio	SBK	5		Dunlop	224.0	8	221.7	10	219.5	5	219.5	7	216.8	4	220.3
11	47	Hector Hernández Fernández	SSP	4		Dunlop	223.1	3	216.0	2	216.0	9	215.5	5	213.8	4	216.9
12	18	Lorien Oliva Serrano	SBK	6		Michelin	221.7	9	220.4	2	219.9	3	218.6	7	218.1	5	219.7
13	93	Roberto Sánchez-Camacho Cenci	SBK	7		Pirelli	221.7	7	219.9	9	218.1	8	213.8	5	213.0	10	217.3
14	8	Erik Morillas Cuenca	Elite-SBK	3		Dunlop	219.9	10	217.3	7	214.2	9	213.4	8	212.5	5	215.5
15	31	David Cenisergue Patiño	SBK	8		Dunlop	219.0	4	215.5	2	212.1	3	208.0	9	205.7	10	212.1
16	24	Goyo Rodriguez Aranda	SBK	9		Dunlop	213.8	7	206.8	4	206.5	9	206.5	10	206.1	5	207.9
17	99	Josue Sanchez Arroyo	SSP	5		Dunlop	212.5	3	211.3	6	201.8	2	201.8	9	201.1	4	205.7
18	28	Jorge Santisteban	SBK	10		Michelin	211.7	2	195.6	9	194.9	10	192.8	3	192.1	4	197.4
19	76	Enrique Vela Alvarez	SBK	11		Pirelli	211.7	2	173.6	1							192.6
20	88	Benjami Vallmanya Cucurull	SBK	12		Pirelli	210.5	3	208.8	10	208.0	5	206.5	2	206.5	6	208.1
21	65	Jesus Alvarez Calleja	SSP	6		Pirelli	205.7	10	199.2	9	198.8	5	198.1	8	197.8	6	199.9



Circuito de Madrid Jarama - RACE
COPA OPEN EASYRACE MOTORBIKE CUP
CARRERA Cat A.

Secuencia Vueltas Rápidas

<u>Vta</u>	<u>Hora Día</u>	<u>Tiempo Sesión</u>	<u>Nº Piloto</u>	<u>Cat</u>	<u>Equipo</u>	<u>Neumático</u>	<u>Tiempo</u>	<u>Km/h</u>
2	17:36:47.736	3:20.736	8 Erik Morillas Cuenca	Elite- CBV		Dunlop	1:37.337	142.3
3	17:38:24.462	4:57.462	8 Erik Morillas Cuenca	Elite- CBV		Dunlop	1:36.726	143.2
4	17:40:01.115	6:34.115	8 Erik Morillas Cuenca	Elite- CBV		Dunlop	1:36.653	143.3



Circuito de Madrid Jarama-RACE 3.850 m.

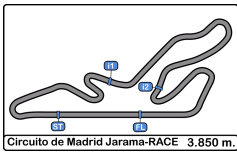
Circuito de Madrid Jarama - RACE

COPA OPEN EASYRACE MOTORBIKE CUP

CARRERA Cat A.

Mejor Máxima Velocidad del Evento

Nº	Piloto	Cat	Clas	Equipo	Neumático	Km/h	Sesión
67	David Robles Rubio	SBK	1		Dunlop	240.0	CARRERA Cat A.
10	Juan F. Boisán Méndez	SBK	2		Dunlop	238.9	CARRERA Cat A.
43	David Pérez Jiménez	SBK	3		Pirelli	237.8	ENTRENAMIENTO CALIFICATIVO 1 Cat A.
89	Christian Garrido Garcia	SSP	1		Dunlop	235.2	ENTRENAMIENTO CALIFICATIVO 2 Cat A.
34	Luis Utrilla Reyes	SSP	2		Michelin	234.7	ENTRENAMIENTO CALIFICATIVO 1 Cat A.
14	Luis Llorente Asensio	SSP	3		Dunlop	234.2	ENTRENAMIENTO CALIFICATIVO 1 Cat B.
5	Roberto García Zárate	SSP	4		Pirelli	233.7	ENTRENAMIENTO CALIFICATIVO 2 Cat A.
117	Javier Grande	Elite	1		Pirelli	232.2	ENTRENAMIENTO CALIFICATIVO 1 Cat A.
73	Fernando Romero Suárez	SBK	4		Michelin	231.2	ENTRENAMIENTO CALIFICATIVO 2 Cat. B
37	Jesus Leal Viñas	Elite	2		Michelin	229.7	ENTRENAMIENTO CALIFICATIVO 1 Cat A.
16	Mikel Camara Menchaca	SBK	5		Pirelli	227.3	ENTRENAMIENTO CALIFICATIVO 2 Cat A.
63	José María Sanguino San Roman	SBK	6		Dunlop	225.4	CARRERA Cat A.
77	Javier Del Rio	SBK	7		Dunlop	224.0	CARRERA Cat A.
47	Hector Hernández Fernández	SSP	5		Dunlop	223.1	CARRERA Cat A.
93	Roberto Sánchez-Camacho Cenci	SBK	8		Pirelli	221.7	CARRERA Cat A.
18	Lorien Oliva Serrano	SBK	9		Michelin	221.7	CARRERA Cat A.
31	David Cenisergue Patiño	SBK	10		Dunlop	220.8	ENTRENAMIENTO CALIFICATIVO 1 Cat A.
199	Pablo Llorente Vallejo	SBK	11		Dunlop	219.9	ENTRENAMIENTO CALIFICATIVO 1 Cat B.
495	Jonathan Villacañas Segura	SBK	12		Dunlop	219.9	ENTRENAMIENTO CALIFICATIVO 1 Cat B.
8	Erik Morillas Cuenca	Elite	3		Dunlop	219.9	CARRERA Cat A.
7	Roberto Henche Gonzalez	SBK	13		Dunlop	216.4	ENTRENAMIENTO CALIFICATIVO 2 Cat. B
777	Jesús Poo Collantes	SSP	6		Pirelli	216.0	ENTRENAMIENTO CALIFICATIVO 1 Cat B.
29	Vicente Sanz Blanco	SBK	14		Dunlop	215.1	ENTRENAMIENTO CALIFICATIVO 2 Cat. B
36	Marcos Alarcón Carboneras	SSP	7		Pirelli	213.8	ENTRENAMIENTO CALIFICATIVO 1 Cat A.
69	Aitor Gamarra Álvarez	SSP	8			213.8	ENTRENAMIENTO CALIFICATIVO 2 Cat. B
24	Goyo Rodríguez Aranda	SBK	15		Dunlop	213.8	CARRERA Cat A.
74	Brais Jato Copa	SSP	9		Pirelli	213.4	ENTRENAMIENTO CALIFICATIVO 1 Cat B.
98	Alejandro Vela Moreno	SBK	16		Pirelli	213.4	ENTRENAMIENTO CALIFICATIVO 1 Cat B.
88	Benjami Vallmanya Cucurull	SBK	17		Pirelli	213.0	ENTRENAMIENTO CALIFICATIVO 2 Cat A.
99	Josue Sanchez Arroyo	SSP	10		Dunlop	212.5	CARRERA Cat A.
28	Jorge Santisteban	SBK	18		Michelin	211.7	CARRERA Cat A.
76	Enrique Vela Alvarez	SBK	19		Pirelli	211.7	CARRERA Cat A.
13	Alejandro Gil Povea	SSP	11		Pirelli	207.2	ENTRENAMIENTO CALIFICATIVO 1 Cat B.
65	Jesus Alvarez Calleja	SSP	12		Pirelli	206.5	ENTRENAMIENTO CALIFICATIVO 1 Cat A.
2	Roberto Amor Garcia	SBK	20		Dunlop	206.5	ENTRENAMIENTO CALIFICATIVO 2 Cat. B
124	Aleksandar Stefanov Todorov	SSP	13			205.3	ENTRENAMIENTO CALIFICATIVO 1 Cat B.
111	Israel Martinez Santos	SBK	21		Pirelli	204.5	ENTRENAMIENTO CALIFICATIVO 2 Cat. B
17	Juan De Leste Ramirez	SBK	22			201.8	ENTRENAMIENTO CALIFICATIVO 2 Cat. B
82	Jose Angel Mendoza Arranz	SBK	23		Dunlop	199.6	ENTRENAMIENTO CALIFICATIVO 2 Cat. B
52	Begoña Pereda Palomo	SBK	24		Dunlop	196.7	ENTRENAMIENTO CALIFICATIVO 1 Cat B.
50	Rosa M Fabra Bessa	SSP	14		Dunlop	196.7	ENTRENAMIENTO CALIFICATIVO 2 Cat. B
96	Ferran Terribas Fernandez	SSP	15		Metzeler	194.5	ENTRENAMIENTO CALIFICATIVO 1 Cat B.
27	Gabriel Lomas Figueras	SBK	25		Pirelli	193.2	ENTRENAMIENTO CALIFICATIVO 2 Cat. B
169	Andrea Argiolas	SBK	26		Dunlop	189.4	ENTRENAMIENTO CALIFICATIVO 2 Cat. B
42	María Tenagullo Orive	SSP	16		Dunlop	158.8	ENTRENAMIENTO CALIFICATIVO 1 Cat B.

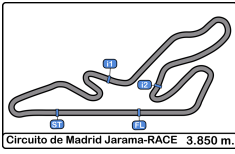


Circuito de Madrid Jarama - RACE
COPA OPEN EASYRACE MOTORBIKE CUP
CARRERA Cat A.
Cuentavueltas

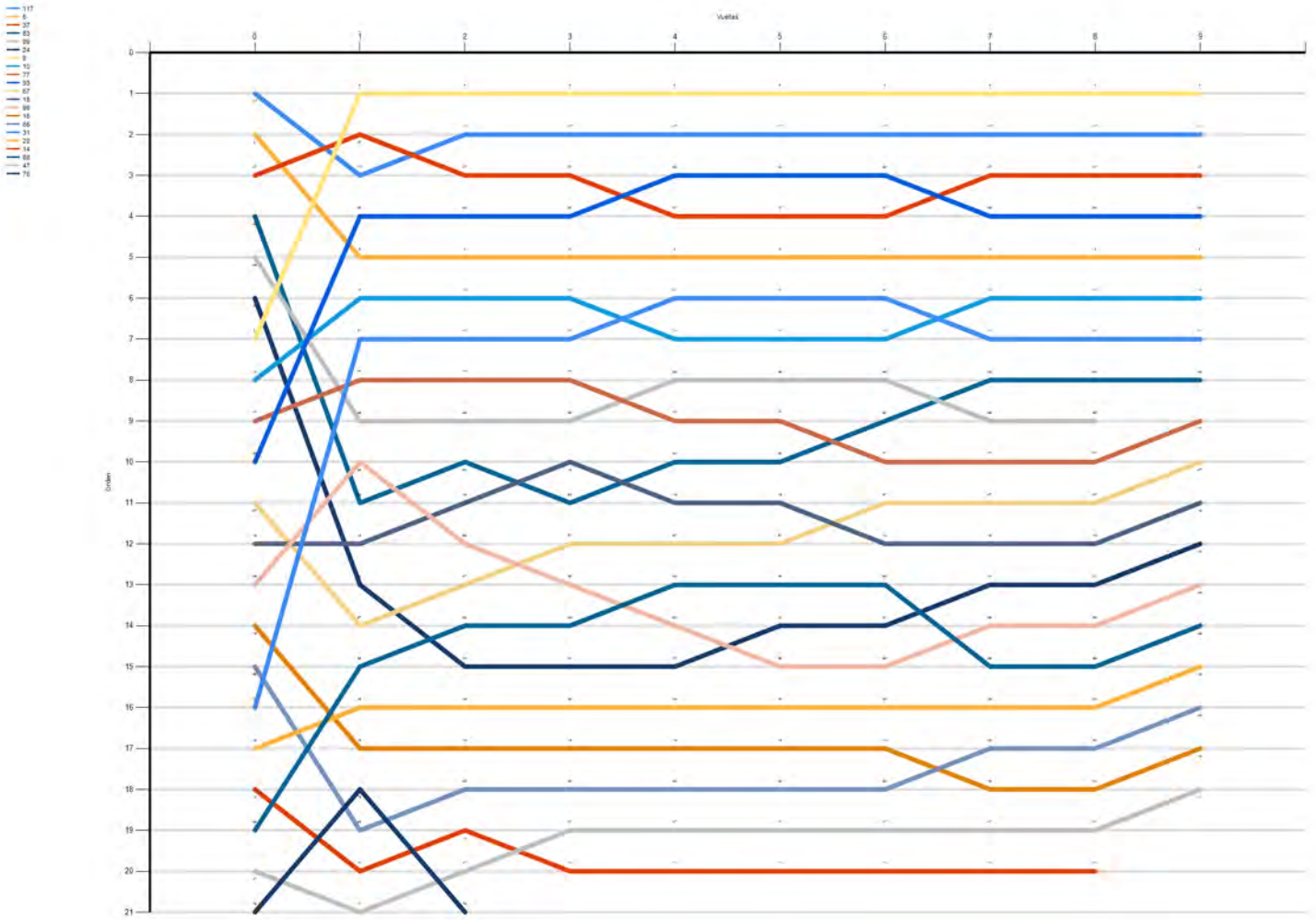
VTA

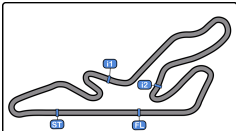
Nr	Pos	Grid	1	2	3	4	5	6	7	8	9
117	1	117	8	8	8	8	8	8	8	8	8
5	2	5	37	117	117	117	117	117	117	117	117
37	3	37	117	37	37	93	93	93	37	37	37
63	4	63	93	93	93	37	37	37	93	93	93
89	5	89	5	5	5	5	5	5	5	5	5
24	6	24	10	10	10	31	31	31	10	10	10
8	7	8	31	31	31	10	10	10	31	31	31
10	8	10	77	77	77	89	89	89	63	63	63
77	9	77	89	89	89	77	77	63	89	89	77
93	10	93	99	63	18	63	63	77	77	77	67
67	11	67	63	18	63	18	18	67	67	67	18
18	12	18	18	99	67	67	67	18	18	18	24
99	13	99	24	67	99	88	88	88	24	24	99
16	14	16	67	88	88	99	24	24	99	99	88
65	15	65	88	24	24	24	99	99	88	88	28
31	16	31	28	28	28	28	28	28	28	28	65
28	17	28	16	16	16	16	16	16	65	65	16
14	18	14	76	65	65	65	65	65	16	16	47
88	19	88	65	14	47	47	47	47	47	47	47
47	20	47	14	47	14	14	14	14	14	14	47
76	21	76	47	76							





Circuito de Madrid Jarama - RACE
COPA OPEN EASYRACE MOTORBIKE CUP
CARRERA Cat A.
Cuentavueltas Gráfico





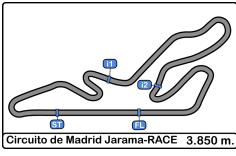
Circuito de Madrid Jarama-RACE 3.850 m.

Circuito de Madrid Jarama - RACE
COPA OPEN EASYRACE MOTORBIKE CUP
CARRERA Cat A.

Tiempos Parada en Pit

<u>Or</u> <u>d.</u>	<u>Nr.</u>	<u>In Day</u> <u>Time</u>	<u>Equipo/Concur</u> <u>sante</u>	<u>Nat</u>	<u>Piloto 1</u>	<u>Nat</u>	<u>Piloto 2</u>	<u>Nat</u>	<u>Neumático</u>	<u>Cat</u>	<u>T.</u> <u>Entrada</u>	<u>Nº</u> <u>Parada</u>	<u>Tiempo</u> <u>Pit</u>	<u>Handicap</u>	<u>Dif.</u>
------------------------	------------	------------------------------	--------------------------------------	------------	-----------------	------------	-----------------	------------	------------------	------------	-----------------------------	----------------------------	-----------------------------	-----------------	-------------



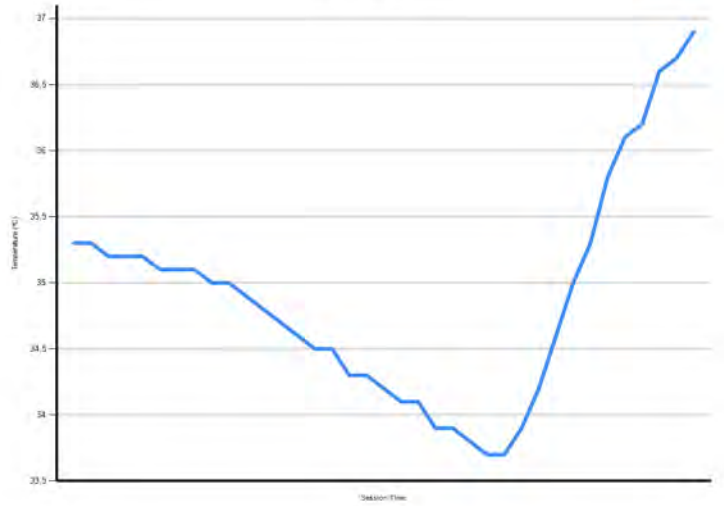


Circuito de Madrid Jarama - RACE
COPA OPEN EASYRACE MOTORBIKE CUP
CARRERA Cat A.
Informe Meteorológico


Temperatura Aire




Temperatura Pista



Humedad



Presión



Velocidad Viento



Dirección Viento

